

GENERAL SOCIAL SURVEYS, 1972-2000:

CUMULATIVE CODEBOOK

May, 2001

Conducted for
The National Data Program for the Social Sciences

at

National Opinion Research Center
University of Chicago

Data Distributed by

The Roper Center for Public Opinion Research
University of Connecticut

NATIONAL OPINION RESEARCH CENTER

Founded in 1941, the National Opinion Research Center (NORC) is the oldest national survey research facility that is not-for-profit and university affiliated. Through its Survey Operations Group, NORC provides consultation and services on the full range of survey research tasks -- study design and analysis, sampling, questionnaire design, data collection, and data processing -- for a wide range of clients in the research community. NORC maintains a national probability sample, which is fully revised to accord with 1990 Census information. Many NORC surveys are archived at the Roper Center for Public Opinion Research and in NORC's own data archive.

NATIONAL OPINION RESEARCH CENTER
University of Chicago
1155 East 60th Street
Chicago, Illinois 60637
(773) 256-6288
EMAIL: smitht@norcmail.uchicago.edu

THE ROPER CENTER FOR PUBLIC OPINION RESEARCH

Founded in 1946 through the initiatives of George Gallup and Elmo Roper, the Roper Center is a public opinion research library. Its main offices are now on the campus of the University of Connecticut in Storrs. The Center's library contains the complete data files and documentation for over 10,000 surveys conducted since the mid-1930s. It houses published reports only from thousands of other surveys. In addition to the NORC data, the Center's library holds large collections of surveys taken by the Gallup Organization, the Roper Organization, Yankelovich, Skelly and White, CBS News/New York Times, ABC News/Washington Post, NBC News and the Associated Press and (subsequently) the Wall Street Journal, the Los Angeles Times, the Opinion Research Corporation, the California Poll, the Texas Poll, the Connecticut Poll, Brule Ville Associates of France, the Institut Fuer Demoskopie Allensbach in West Germany, British Gallup and Market Opinion Research International in the U.K., and many more. The Center serves as a resource for all students of public opinion -- academics, researchers in government and business, journalists, and others. The Center operates a membership program known as the International Survey Library Association (ISLA). Inquiries about ISLA and other user services are welcome.

THE ROPER CENTER FOR PUBLIC OPINION RESEARCH
The University of Connecticut
341 Mansfield Road, Room 421, Unit 1164
Storrs, CT 06269-1164

(860) 486-4440
Fax: (860) 486-6308

GENERAL SOCIAL SURVEYS, 1972-2000 CUMULATIVE CODEBOOK

(Codebook for the Machine-Readable Data File
General Social Surveys, 1972-2000)

Principal Investigator	James A. Davis
Director and Co-Principal Investigator	Tom W. Smith
Co-Principal Investigator	Peter V. Marsden
Research Assistants	Jennifer Berktold
	Lars Jarkko
	Mia Kovit
	Amanda Grossman
	Jibum Kim
	Xiaoxi Tong
	Luis Martos
	Geoffrey Wiggins

NORC Edition

Produced by
National Opinion Research Center
University of Chicago

as part of
The National Data Program for the Social Sciences
2000

Codebook prepared at NORC
May, 2001

Data distributed by
The Roper Center for Public Opinion Research
University of Connecticut, Storrs

This project was supported by
the National Science Foundation
SBR-9617727

(National Data Program for the Social Science Series, No. 17)

CATALOGING-IN-SOURCE*
(Machine-readable data file plus codebook)

Davis, James Allan and Smith, Tom W. *General social surveys, 1972-2000* [machine-readable data file]/Principal Investigator, James A. Davis; Director and Co-Principal Investigator, Tom W. Smith; Co-Principal Investigator, Peter V. Marsden; Sponsored by National Science Foundation. --NORC ed. -- Chicago: National Opinion Research Center [producer]; Storrs, CT: The Roper Center for Public Opinion Research, University of Connecticut [distributor], 2000.

1 data file (40,933 logical records) + 1 codebook (1,661 pp.). -- (National Data Program for the Social Sciences, no. 17).

Summary: This cumulative data file merges all 23 General Social Surveys (1972-1978, 1980, 1982-91, 1993, 1994, 1996, 1998, 2000) into a single file with each year or survey acting as a subfile. This arrangement of the data facilitates trend analysis on repeated questions over the 28-year period.

+++++

CATALOGING-IN-SOURCE
(Printed codebook only)

Davis, James Allan; Smith, Tom W.; and Marsden, Peter V. *General social surveys, 1972-2000: cumulative codebook* / Principal Investigator, James A. Davis; Director and Co-Principal Investigator, Tom W. Smith. -- Chicago: National Opinion Research Center, 2000. 1,661 p., 28cm. -- (National Data Program for the Social Sciences Series, no. 17).

This codebook is to be used in conjunction with the machine-readable data file titled General Social Survey, 1972-2000. 1. Social surveys - U.S. 2. Public Opinion - U.S. I. Smith, Tom W. II. National Opinion Research Center. III. Title. IV. Series.

+++++

BIBLIOGRAPHIC REFERENCE

Manuscripts using this data file should contain the following citation:

Davis, James Allan and Smith, Tom W.: *General Social Surveys, 1972-2000*. [machine-readable data file] . Principal Investigator, James A. Davis; Director and Co-Principal Investigator, Tom W. Smith; Co-Principal Investigator, Peter V. Marsden, NORC ed. Chicago: National Opinion Research Center, producer, 2000; Storrs, CT: The Roper Center for Public Opinion Research, University of Connecticut, distributor. 1 data file (40,933 logical records) and 1 codebook (1,661 pp).

+++++

ISBN 0-932132-55-3 (Codebook only) ISSN 0161-3340

+++++

This publication may be copied in whole or in part by any copying or duplicating process, provided it is not sold except to recover duplicating costs.

*Cataloging was prepared with the assistance of Sue A. Dodd, Social Science Data Library, Institute for Research in Social Science, University of North Carolina, Chapel Hill.

TABLE OF CONTENTS

Introduction	v
New Developments	vi
Abbreviations and Data Identification Numbers	vii
Index to Data Set	1
Codes for the 1972-2000 Surveys	36
Appendices	
A. Sampling Design and Weighting	1288
B. Field Work and Interviewer Specifications	1300
C. General Coding Instructions	1350
D. Recodes	1353
E. Age and Cohort Distributions	1389
F. Occupational Classification Distributions	1391
G. Prestige Scores Distributions	1410
H. Industrial Classifications Distributions	1415
I. International Standard Classification of Occupations	1428
J. DOT Variables	1485
K. Protestant Denominations Distributions	1486
L. Hours Worked Distributions	1492
M. Abortion and ERA Distributions	1494
N. Changes in Question Wording, Response Categories, and Format	1498
O. Previous Usage	1514
P. Experimental Form	1516
Q. Rotation Design	1525
R. Crossnational and Topical Modules	1528
S. Supplemental and Related Data	1545
T. General Social Survey Papers	1547
U. Variables by Year	1559
V. Subject Index to Questions	1613

INTRODUCTION

The National Data Program for the Social Sciences is designed as a data diffusion project and a program of social indicator research. The data come from the General Social Surveys, interviews administered to NORC national samples using a standard questionnaire. Toward the major goal of functioning as a social indicator program, items which have appeared on previous national surveys between 1937 and 1978 have been replicated here. The search for trend items led us to published reports from Gallup, Harris, the Detroit Area Study, SRC (Michigan) studies, NORC files, and Federal Commissions such as those on Violence and Pornography.

By retaining the exact wording, we hope to facilitate time trend studies as well as replications of earlier findings. For the base line items in the initial 1972 survey, some 105 sociologists and social scientists reviewed drafts of the questionnaire, suggested revisions and additions, and expressed their question preference by vote. Their serious assistance was extremely helpful in putting together a final version of the questionnaire which would represent the varied interests of social scientists. Topic and question selection is monitored by a Board of Overseers: Richard Alba, Lawrence Bobo, Barbara Entwisle, Michael Hout (Chair), Mary Jackman, Christopher Jencks, Bernice Pescosolido, Barbara Reskin, Ruben Rumbaut, Lynn Smith-Lovin, Robert Wuthnow, and Yu Xie.

The items appearing on the surveys are one of three types: Permanent questions that occur on each survey, rotating questions that appear on two out of every three surveys (1973, 1974, and 1976, or 1973, 1975, and 1976), and a few occasional questions such as split ballot experiments that occur in a single survey. Starting in 1988 items were no longer rotated across years but appeared on two-thirds of the cases every year. This design is discussed in Appendix Q. A detailed layout of the appearance of questions can be found right before the index to this codebook.

A second objective is the prompt distribution of fresh, interesting, and high-quality data to a variety of users who are not affiliated with large research centers. Pursuant to this end, the Roper Public Opinion Research Center has agreed to reproduce and distribute the data and codebook. The initial survey, 1972, was supported by grants from the Russell Sage Foundation and the National Science Foundation. NSF has provided support for the 1973 through 1978, 1980, and 1982 through 1987 surveys. NSF will continue to support the project through 1997. Supplemental funding for 1984-1994 came from Andrew M. Greeley. We welcome your participation in this program. While it is not necessary to request permission from NORC before publishing analyses of these data, we do ask that NORC be cited as the source of your data. We also request that copies of reports which utilize the data be sent to the General Social Survey, NORC, 1155 East 60th Street, Chicago, IL 60637.

DATA

The General Social Surveys have been conducted during February, March, and April of 1972, 1973, 1974, 1975, 1976, 1977, 1978, 1980, 1982, 1983, 1984, 1985, 1986, 1987, 1988, 1989, 1990, 1991, 1993, 1994, 1996, 1998, and 2000. There are a total of 40,933 completed interviews (1,613 in 1972, 1,504 in 1973, 1,484 in 1974, 1,490 in 1975, 1,499 in 1976, 1,530 in 1977, 1,532 in 1978, 1,468 in 1980, 1,506 in 1982, 354 in 1982 black oversample, 1,599 in 1983, 1,473 in 1984, 1,534 in 1985, 1,470 in 1986, 1,466 in 1987, 353 in 1987 black oversample, 1,481 in 1988, 1,537 in 1989, 1,372 in 1990, 1,517 in 1991, 1,606 in 1993, 2,904 in 1996, 2,832 in 1998, and 2,817 in 2000). The median length of the interview has been about one and a half hours. Each survey is an independently drawn sample of English-speaking persons 18 years of age or over, living in non-institutional arrangements within the United States. Block quota sampling was used in 1972, 1973, and 1974 surveys and for half of the 1975 and 1976 surveys. Full probability sampling was employed in half of the 1975 and 1976 surveys and the 1977, 1978, 1980, 1982-1991, 1993-1998, 2000 surveys (see Appendix A for a detailed description of the sample design).

The data from the interviews were processed according to standard NORC procedures. Cleaning procedures--utilizing a combination of the coding specifications and the interviewer instructions--were used to check for inconsistent or illegitimate codes (see Appendix B for interviewer instructions and Appendix C for general coding instructions). Some variables--age, occupation, and occupational prestige--are coded so that the first digit of the two- or three-digit codes may be used separately.

This cumulative data set merges all 23 surveys into a single file with each year or survey acting as a subfile. This greatly simplifies the use of the General Social Surveys for both trend analysis and pooling. In addition, this cumulative data set contains newly created variables (e.g. a poverty line code). Finally, the cumulative file contains certain items never before available.

To facilitate the use of the codebook, several terms must be explained. The abbreviation "R," which appears throughout the text and appendices, stands for "respondent." The format which we have used in the text of the codebook is as follows:

95. Do you think the use of marijuana should be made legal or not?

[VAR: GRASS]

RESPONSE	PUNCH				YEAR							COL. 377
		1972-82	1982B	1983-87	1987B	1988-91	1993	1994	1996	1998	2000	ALL
Should	1	1,803	0	1,156	63	668	234	457	492	525	597	5,995
Should not	2	5,413	0	4,654	277	3,124	770	1,450	1,332	1,263	1,183	19,466
Don't know	8	242	0	181	12	136	52	93	99	117	111	1,043
No answer	9	35	0	17	1	20	1	11	2	6	5	98
Not applicable	BK	6,133	354	1,534	0	1,959	549	981	979	921	921	14,331

REMARKS: Q. 95 was asked on both Form 1 and Form 2 at different points in the interview in 1978. See App. B for locations in the questionnaire.

The format includes the question exactly as it appeared in the questionnaire. For those few questions that were recoded, the symbol [RECODE] appears immediately after the question. For the original question wording, the user must turn to Appendix D: Recodes. Question numbering as it appeared on the actual questionnaire is given in Appendix B.

"[VAR: GRASS]" refers to the variable name. A mnemonic was assigned to each question to promote standardization in the use of General Social Survey variable names and also to meet the eight character limitation imposed by some computer software systems (e.g., SPSS).

Under the heading "RESPONSE," all possible answers to the questions are listed. The questionnaire contains three alternate forms of response as follows: (1) the answers were read to the respondent (if they were included in the question); (2) answers were presented to the respondent on a card (indicated by interviewer instructions); or (3) answers were marked by the interviewer to best correspond to the answer of the respondent (also indicated by interviewer instructions).

The term "PUNCH" represents the code or numerical value which was assigned to each response. These are the numbers that the user will find punched in the columns. The frequency of occurrence of each of the punch values appears in the next four columns. The combined marginals across the surveys are in the last column headed "ALL."

In most cases, the marginal distributions for all punches are given in the text. For a small number of variables -- the two-or-more-column variables -- frequencies or marginal distributions appear in the appendices. Responses are mutually exclusive (i.e., only one code can appear for each respondent for each question).

The first column under "YEAR," 1972-1982, gives the combined totals for the 1972-1982 cross-sections. In the second column, 1982B, the counts for the 1982 black oversample appear. Blacks who were part of the regular 1982 sample are not part of these figures. The third column, 1983-1987, gives the combined totals for 1983-1987. The fourth column, 1987B, contains the counts for the 1987 black oversample. The fifth column, 1988-1991, gives the combined totals for 1988-1991. The sixth column, 1993, contains the counts for the 1993 survey. The seventh column, 1994, contains the counts for the 1994 survey. The eighth column, 1996, contains the counts for the 1996 survey. The ninth column, 1998, contains the counts for the 1998 survey. The tenth column, 2000, contains the counts for the 2000 survey. The eleventh column, ALL, contains the total for the preceding nine columns. For a discussion of the use of the black oversample see Appendix A. For the individual yearly totals for 1972-1982 consult the *General Social Surveys, 1972-1982: Cumulative Codebook*; for 1983-1987 consult the *General Social Surveys, 1972-1987: Cumulative Codebook*; and for 1988-1991, consult *General Social Surveys, 1972-1991: Cumulative Codebook*. To determine what years or surveys a variable appeared in see Appendix U.

NEW DEVELOPMENTS

With NSF's renewal of the GSS for 1993-1997, major changes in design occurred. The 1993 GSS was the last survey conducted under the old design. In 1994 two major innovations were introduced to the GSS.

First, the traditional core is substantially reduced to allow for the creation of mini-modules (i.e. blocks of about 15 minutes devoted to some combination of small- to medium-sized supplements). The mini-modules space gives us greater flexibility to incorporate innovations and to include important items proposed by the social science community.

Second, a new biennial, split-sample design is used. The sample consists of two parallel sub-samples of approximately 1,500 cases each. The two sub-samples both contain the identical core. The A sample also contains a standard, topical module, the mini-modules, and an ISSP module (on women, work, and the family). The B sample has a second topical module, mini-modules,

and an ISSP module (on the environment). In effect, one can think of the A sample as representing a traditional GSS for 1994 and the B sample as representing a traditional GSS for 1995. Rather than being fielded separately in two different years they are fielded together.

While we will generally field separate topical, mini-, and ISSP modules on the A and B samples, we have the option of including some items on both samples if a larger sample size is needed. This would most likely be utilized in the case of the mini-modules.

In 1996 and in subsequent even numbered years the same design described for 1994 has been repeated. In addition, in 1994 only there is a transitional design to calibrate any impact of deletions from the core. On Sample A, the old core was administered to respondents receiving Version 1 (X) and the new reduced core was given on Version 2 (Y). See Appendix U for further information about specific items.

Abbreviations:

The following abbreviations are used throughout the text and appendices:

AIPO	American Institute of Public Opinion (Gallup Poll)
BK	Blank
Col(s).	Column(s)
IISR	International Institute for Social Research
ISSP	International Social Survey Program
GO	Gallup Organization
N	Number
NAP	Not applicable
NORC/SRS	National Opinion Research Center/Survey Research Service
n.e.c.	Not elsewhere classified
ORCO	Opinion Research Corporation
POS	Public Opinion Survey (Gallup)
PSU	Primary Sampling Unit
Q(s).	Question(s)
R	Respondent, except in Appendix C: General Coding Instructions, where R stands for blank.
Roper	Roper Public Opinion Research Center, University of Connecticut
ICPSR	Inter-University Consortium for Political and Social Research, University of Michigan
SRC	Survey Research Center, University of Michigan
Var.	Variable
Vol.	Volunteered
ZUMA	Zentrum fuer Umfragen, Methoden, und Analysen, Germany

Data Identification Numbers:

Identification numbers and locations are as follows:

- N = 40,933
- 5,380 cols. per respondent
- Year appears in col. 1-4
- Respondent identification number in cols. 5-8

**INDEX TO DATA SET
(BY COLUMN NUMBER, MNEMONIC AND QUESTION NUMBER)**

COLUMN NUMBER	MNEMONIC	QUESTION NUMBER
1-4	YEAR	
5-8	ID	
9	WRKSTAT	(1)
10-11	HRS1	(1A)
12-13	HRS2	(1B)
14	EVWORK	(1C)
15-17	OCC	(2)
18-19	PRESTIGE	(2)
20	WRKSLF	(2)
21	WRKGOVT	(2)
22-23	COMMUTE	(2)
24-26	INDUSTRY	(2)
27-29	OCC80	(3)
30-31	PRESTG80	(3)
32-34	INDUS80	(3)
35	MARITAL	(4)
36-37	AGEWED	(4A)
38	DIVORCE	(4B)
39	WIDOWED	(4C)
40	SPWRKSTA	(5)
41-42	SPHRS1	(5A)
43-44	SPHRS2	(5B)
45	SPEVWORK	(5C)
46-48	SPOCC	(6)
49-50	SPPRES	(6)
51	SPWRKSLF	(6)
52-54	SPIND	(6)
55-57	SPOCC80	(7)
58-59	SPPRES80	(7)
60-62	SPIND80	(7)
63-65	PAOCC16	(8)
66-67	PAPRES16	(8)
68	PAWRKSLF	(8)
69-71	PAIND16	(8)
72-74	PAOCC80	(9)
75-76	PAPRES80	(9)
77-79	PAIND80	(9)
80-82	MAOCC80	(10)
83-84	MAPRES80	(10)
85	MAWRKSLF	(10)
86-88	MAIND80	(10)
89-90	SIBS	(11)
91	CHILDS	(12)
92-93	AGE	(13)
95-96	AGEKDBRN	(14)
97-98	EDUC	(15)
99-100	PAEDUC	(16)
101-102	MAEDUC	(17)
103-104	SPEDUC	(18)
105	DEGREE	(19)
106	PADEG	(20)
107	MADEG	(21)
108	SPDEG	(22)
109	SEX	(23)
110	RACE	(24)

COLUMN NUMBER	MNEMONIC	QUESTION NUMBER
111	RES16	(25)
112	REG16	(26)
113	MOBILE16	(26A)
114	FAMILY16	(27)
115	FAMDIF 16	(27A)
116	MAWORK	(28)
117	MAWK BABY	(28A)
118	MAWKBORN	(28B)
119	MAWK16	(28C)
120	MAWRKGRW	(29)
121	INCOM16	(30)
122	BORN	(31)
123	PARBORN	(32)
124	GRANBORN	(33)
125-126	HOMPOP	(34)
127	BABIES	(34A)
128	PRETEEN	(34B)
129	TEENS	(34C)
130	ADULTS	(34D)
131	UNRELAT	(35A)
132	EARNRS	(36)
133-134	INCOME	(37)
135-136	RINCOME	(38A)
137-138	INCOME72	(39)
139-140	INCOME77	(40)
141-142	RINCOM77	(41A)
143-144	INCOME82	(42)
145-146	RINCOM82	(43)
147-148	INCOME86	(44)
149-150	RINCOM86	(45)
151-152	INCOME91	(46)
153-154	RINCOM91	(47)
155-156	INCOME98	(48)
157-158	RINCOM98	(49)
159-160	WEEKSWRK	(50)
161	PARTFULL	(50A)
162	REGION	(51)
163-164	XNORCSIZ	(52A)
165	SRCBELT	(52B)
166-169	SIZE	(52C)
170-173	DOTDATA	(53A)
174-177	DOTPEOP	(53B)
178-181	DOTTHNG	(53C)
182-185	DOTGED	(53D)
186-189	DOTSVP	(53E)
190-192	DOTPRES	(53F)
193-196	SPDOTDAT	(54A)
197-200	SPDOTPEO	(54B)
201-204	SPDOTTHN	(54C)
205-208	SPDOTGED	(54D)
209-212	SPDOTSVP	(54E)
213-215	SPDOTPRE	(54F)
216-219	PADOTDAT	(55A)
220-223	PADOTPEO	(55B)
224-227	PADOTTHN	(55C)

**INDEX TO DATA SET
(BY COLUMN NUMBER, MNEMONIC AND QUESTION NUMBER)**

COLUMN NUMBER	MNEMONIC	QUESTION NUMBER
228-231	PADOTGED	(55D)
232-235	PADOTSVP	(55E)
236-238	PADOTPRE	(55F)
240	PARTYID	(56)
241	VOTE68	(57)
242	PRES68	(57A)
243	IF68WHO	(57B)
244	VOTE72	(58)
245	PRES72	(58A)
246	IF72WHO	(58B)
247	VOTE76	(59)
248	PRES76	(59A)
249	IF76WHO	(59B)
250	VOTE80	(60)
251	PRES80	(60A)
252	IF80WHO	(60B)
253	VOTE84	(61)
254	PRES84	(61A)
255	IF84WHO	(61B)
256	VOTE88	(62)
257	PRES88	(62A)
258	IF88WHO	(62B)
259	VOTE92	(63)
260	PRES92	(63A)
261	IF92WHO	(63B)
262	VOTE96	(64)
263	PRES96	(64A)
264	IF96WHO	(64B)
272	POLVIEWS	(65A)
273	POLVIEWY	(65B)
274-275	POLVIEWX	(65C)
276	NATSPAC	(66A)
277	NATENVIR	(66B)
278	NATHEAL	(66C)
279	NATCITY	(66D)
280	NATCRIME	(66E)
281	NATDRUG	(66F)
282	NATEDUC	(66G)
283	NATRACE	(66H)
284	NATARMS	(66I)
285	NATAID	(66J)
286	NATFARE	(66K)
287	NATROAD	(66L)
288	NATSOC	(66M)
289	NATMASS	(66N)
290	NATPARK	(66O)
291	NATCHLD	(66P)
292	NATSPACY	(67A)
293	NATENVIY	(67B)
294	NATHEALY	(67C)
295	NATCITYY	(67D)
296	NATCRIMY	(67E)
297	NATDRUGY	(67F)
298	NATEDUCY	(67G)
299	NATRACEY	(67H)

COLUMN NUMBER	MNEMONIC	QUESTION NUMBER
300	NATARMSY	(67I)
301	NATAIDY	(67J)
302	NATFAREY	(67K)
303	NATSPACZ	(68A)
304	NATENVIZ	(68B)
305	NATHEALZ	(68C)
306	NATCITYZ	(68D)
307	NATCRIMZ	(68E)
308	NATDRUGZ	(68F)
309	NATEDUCZ	(68G)
310	NATRACEZ	(68H)
311	NATARMSZ	(68I)
312	NATAIDZ	(68J)
313	NATFAREZ	(68K)
314	NATROADZ	(68L)
315	NATSOCZ	(68M)
316	NATMASSZ	(68N)
317	NATPARKZ	(68O)
318	EQUAL1	(69A)
319	EQUAL2	(69B)
320	EQUAL3	(69C)
321	EQUAL4	(69D)
322	EQUAL5	(69E)
323	EQUAL6	(69F)
324	EQUAL7	(69G)
325	EQUAL8	(69H)
326	USCLASS1	(70A)
327	USCLASS2	(70B)
328	USCLASS3	(70C)
329	USCLASS4	(70D)
331	USCLASS5	(70E)
332	USCLASS6	(70F)
333	USCLASS7	(70G)
334	USCLASS8	(70H)
336	EDUCOP	(71)
337	GOVCARE	(72)
338	EQWLTH	(73A)
339	EQWLTHY	(73B)
340	TAX	(74)
341	SPKATH	(75A)
342	COLATH	(75B)
343	LIBATH	(75C)
344	SPKSOC	(76A)
345	COLSOC	(76B)
346	LIBSOC	(76C)
347	SPKRAC	(77A)
348	COLRAC	(77B)
349	LIBRAC	(77C)
350	SPKCOM	(78A)
351	COLCOM	(78B)
352	LIBCOM	(78C)
353	SPKMIL	(79A)
354	COLMIL	(79B)
355	LIBMIL	(79C)
356	SPKHOMO	(80A)

**INDEX TO DATA SET
(BY COLUMN NUMBER, MNEMONIC AND QUESTION NUMBER)**

COLUMN NUMBER	MNEMONIC	QUESTION NUMBER
357	COLHOMO	(80B)
358	LIBHOMO	(80C)
359	CAPPUN2	(81)
360	CAPPUN	(82)
361	CAPIMP	(83)
362	CAPINFO	(84)
363	CAPFIRM	(85)
364	GUNLAW	(86)
365	GUNIMP	(87)
366	GUNINFO	(88)
367	GUNFIRM	(89)
368	COURTS	(90)
369	COURTSY	(91)
370	CRIMIMP	(92A)
371	CRIMINFO	(92B)
372	CRIMFIRM	(92C)
373	LAWIMP	(93A)
374	LAWINFO	(93B)
375	LAWFIRM	(93C)
376	WIRTAP	(94)
377	GRASS	(95)
378	GRASSY	(96)
379	USWAR	(97)
380	USWARY	(98)
381	USINTL	(99)
382	USUN	(100)
383	COMMUN	(101)
384	COMMUN10	(102)
385	RUSSIA	(103A)
386	JAPAN	(103B)
387	ENGLAND	(103C)
388	CANADA	(103D)
389	BRAZIL	(103E)
390	CHINA	(103F)
391	ISRAEL	(103G)
392	EGYPT	(103H)
393-394	RELIG	(104)
395-396	DENOM	(104A)
397-399	OTHER	(104A)
400	JEW	(104B)
401	FUND	(104C)
402	ATTEND	(105)
403	MAATTEND	(106A)
404	PAATTEND	(106B)
405	SPATTEND	(106C)
406	RELITEN	(107)
407	POSTLIFE	(108)
408	POSTLF1	(108A)
409	POSTLF2	(108A)
410	POSTLF3	(108A)
411	POSTLF4	(108A)
412	POSTLF5	(108A)
413	POSTLF6	(108A)
414	POSTLF7	(108A)
415	POSTLF8	(108A)

COLUMN NUMBER	MNEMONIC	QUESTION NUMBER
416	POSTLF9	(108A)
417	POSTLF10	(108A)
418	LIKEDIFF	(109A)
419	MINDBODY	(109B)
420	RESTACT	(109C)
421	PALEFULL	(109D)
422	PRAY	(110)
423	DEJAVU	(111A)
424	ESP	(111B)
425	VISIONS	(111C)
426	SPIRITS	(111D)
427	GRACE	(111E)
428	NEARGOD	(112)
429	JUDGE	(113A)
430	REDEEMER	(113B)
431	LOVER	(113C)
432	MASTER	(113D)
433	MOTHER	(113E)
434	CREATOR	(113F)
435	FATHER	(113G)
436	SPOUSE	(113H)
437	FRIEND	(113I)
438	KING	(113J)
439	LIBERATR	(113K)
440	HEALER	(113L)
441	MAPA	(114A)
442	MASTERSP	(114B)
443	JUDGELUV	(114C)
444	FRNDKING	(114D)
445	CRTRHEAL	(114E)
446	RDEEMLIB	(114F)
450-451	RELIG16	(115)
452-453	DENOM16	(115A)
454-456	OTH16	(115A)
457	JEW16	(115B)
458	FUND16	(115C)
459	SPREL	(116)
460-461	SPDEN	(116A)
462-464	SPOTHER	(116A)
465	SPJEW	(116B)
466	SPFUND	(116C)
467	SPREL16	(117)
468-469	SPDEN16	(117A)
470-472	SPOTH16	(117A)
473	SPJEW16	(117B)
474	SPFUND16	(117C)
475-479	TITHING	(118)
480	PRAYER	(119A)
481	PRAYER1	(119B)
482	PRAYERX	(119C)
483	BIBLE	(120A)
484	BIBLEY	(120B)
485	WORLD1	(121A)
486	WORLD2	(121B)
487	WORLD3	(121C)

**INDEX TO DATA SET
(BY COLUMN NUMBER, MNEMONIC AND QUESTION NUMBER)**

COLUMN NUMBER	MNEMONIC	QUESTION NUMBER
488	WORLD4	(121D)
489	WORLD5	(121E)
490	WORLD6	(121F)
491	WORLD7	(121G)
495-497	LIBTEMP	(122A)
498-500	CONTEMP	(122B)
501-503	PROTTEMP	(122C)
504-506	CATHTEMP	(122D)
507-509	JEWTEMP	(122E)
510	FEPRIEST	(123A)
511	FECLERGY	(123B)
512	RELGRADE	(124)
513	RACMAR	(125A)
514	RACMAR10	(125B)
515	RACDIN	(126)
516	RACPUSH	(127A)
517	RACSEG	(127B)
518	RACOPEN	(128)
519	RACLIVE	(129)
520	RACCLOS	(129A)
521	RACDIS	(129B)
522	RACINTEG	(129C)
523	RACOBICT	(130)
524	RACHOME	(131)
525	RACSCHOL	(132)
526	RACFEW	(133A)
527	RACHAF	(133B)
528	RACMOST	(133C)
529	BUSING	(134A)
530	BUSING10	(134B)
531	RACPRES	(135)
532	RACJOB	(136)
534	RACCHURH	(137)
535	COLOR	(138)
536	RACNAME	(139)
537	RACHISCH	(140)
538	RACMIX	(141)
539	RACNEIGH	(142)
540	RACNOBUY	(143)
541	RACTRUST	(144)
542	RACPARTY	(145)
543	RACOCC	(146)
544	RACINC	(147)
545	RACOPNOW	(148A)
546	RACOPWIL	(148B)
547	RACIMP	(149A)
548	RACINFO	(149B)
549	RACFIRM	(149C)
550	RACCARE	(150)
551	RACTHINK	(151)
552	RACWRITE	(152A)
553	RACGIVE	(152B)
554	RACJOIN	(152C)
555	AFFRMACT	(153A)
556	WRKWAYUP	(153B)

COLUMN NUMBER	MNEMONIC	QUESTION NUMBER
557	BLKSIMP	(154)
558-559	CLOSEBLK	(155A)
560-561	CLOSEWHT	(155B)
567	ALIENAT1	(156A)
568	ALIENAT2	(156B)
569	ALIENAT3	(156C)
570	ALIENAT4	(156D)
571	ALIENAT5	(156E)
572	ALIENAT6	(156F)
573	HAPPY	(157)
574	HAPMAR	(158)
575	HEALTH	(159)
576	LIFE	(160)
577	HELPFUL	(161)
578	FAIR	(162)
579	TRUST	(163A)
580	TRUSTY	(163B)
581	SATCITY	(164A)
582	SATHOBBY	(164B)
583	SATFAM	(164C)
584	SATFRND	(164D)
585	SATHEALT	(164E)
586	CONFINAN	(165A)
587	CONBUS	(165B)
588	CONCLERG	(165C)
589	CONEDUC	(165D)
590	CONFED	(165E)
591	CONLABOR	(165F)
592	CONPRESS	(165G)
593	CONMEDIC	(165H)
594	CONTV	(165I)
595	CONJUDGE	(165J)
596	CONSCI	(165K)
597	CONLEGIS	(165L)
598	CONARMY	(165M)
599	CONFINAY	(166A)
600	CONBUSY	(166B)
601	CONCLERY	(166C)
602	CONEDUCY	(166D)
603	CONFEDY	(166E)
604	CONLABOY	(166F)
605	CONPRESY	(166G)
606	CONMEDIY	(166H)
607	CONTVY	(166I)
608	CONJUDGY	(166J)
609	CONSCIY	(166K)
610	CONLEGIY	(166L)
611	CONARMYY	(166M)
612	MANNERS	(167A)
613	SUCCESS	(167B)
614	HONEST	(167C)
615	CLEAN	(167D)
616	JUDGMENT	(167E)
617	CONTROL	(167F)
618	ROLE	(167G)

**INDEX TO DATA SET
(BY COLUMN NUMBER, MNEMONIC AND QUESTION NUMBER)**

COLUMN NUMBER	MNEMONIC	QUESTION NUMBER
619	AMICABLE	(167H)
620	OBEYS	(167I)
621	RESPONSI	(167J)
622	CONSIDER	(167K)
623	INTEREST	(167L)
624	STUDIOUS	(167M)
625	MANNERSY	(168A)
626	SUCCESSY	(168B)
627	HONESTY	(168C)
628	CLEANY	(168D)
629	JUDGMENY	(168E)
630	CONTROLY	(168F)
631	ROLEY	(168G)
632	AMICABLY	(168H)
633	OBEYSY	(168I)
634	RESPONSY	(168J)
635	CONSIDEY	(168K)
636	INTERESY	(168L)
637	STUDIOUY	(168M)
638	MANNERSZ	(169A)
639	SUCCESSZ	(169B)
647	HONESTZ	(169C)
648	CLEANZ	(169D)
649	JUDGMENZ	(169E)
650	CONTROLZ	(169F)
651	ROLEZ	(169G)
652	AMICABLZ	(169H)
653	OBEYSZ	(169I)
654	RESPONSZ	(169J)
655	CONSIDEZ	(169K)
656	INTERESZ	(169L)
657	STUDIOUZ	(169M)
658	OBEY	(170A)
659	POPULAR	(170B)
660	THNKSELF	(170C)
661	WORKHARD	(170D)
662	HELPOTH	(170E)
663	CHLDSEX	(171A)
664	CHLDSEX1	(171B)
665	YOUNGEN	(172)
666	SOCREL	(173A)
667	SOCMMUN	(173B)
668	SOCFREND	(173C)
669	SOCBAR	(173D)
670	SOCPARS	(173E)
671	SOCSIBS	(173F)
672	AGED	(174)
691	DRINK	(175)
692	DRUNK	(175A)
693	SMOKE	(176)
694	QUITSMK	(176A)
695	SMOKECIG	(176B)
696	CIGWEEK	(176C)
697	EVSMOKE	(176D)
698	ANOMIA1	(177A)

COLUMN NUMBER	MNEMONIC	QUESTION NUMBER
699	ANOMIA2	(177B)
700	ANOMIA3	(177C)
701	ANOMIA4	(178A)
702	ANOMIA5	(178B)
703	ANOMIA6	(178C)
704	ANOMIA7	(179A)
705	ANOMIA8	(179B)
706	ANOMIA9	(179C)
707	JOBLOSE	(180A)
708	JOBFIND	(180B)
709	SATJOB	(181)
710	RICHWORK	(182)
711	JOBINC	(183A)
712	JOBSEC	(183B)
713	JOBHOUR	(183C)
714	JOBPROMO	(183D)
715	JOBMEANS	(183E)
716	JOBKEEP	(184A)
717	JOBPAY	(184B)
718	JOBRISE	(184C)
719	JOBHONOR	(184D)
720	JOBOFF	(184E)
721	JOBINTER	(184F)
722	JOBINDEP	(184G)
723	JOBRESP	(184H)
724	JOBPEOP	(184I)
725	JOBHELP	(184J)
726	JOBSOC	(184K)
727	JOBACOMP	(184L)
728	JOBSAFE	(184M)
729	CLASS	(185A)
730	CLASSY	(185B)
731-732	RANK	(186A)
733-734	RANK10	(186B)
735	SATFIN	(187A)
736	FINALTER	(187B)
737	FINRELA	(188)
738-742	INCNEED	(189)
743-745	MININC	(190)
746	WKSUB	(191)
747	WKSUBS	(191A)
748	WKSUP	(192)
749	WKSUPS	(192A)
750	UNEMP	(193)
751	GOVAID	(194)
752	GETAID	(195)
753	UNION	(196)
754	GETAHEAD	(197)
755	PARSOL	(198A)
756	KIDSSOL	(198B)
757	FEHOME	(199)
758	FEWORK	(200)
759	FEPRES	(201)
760	FEPOL	(202A)
767	FEPOLY	(202B)

**INDEX TO DATA SET
(BY COLUMN NUMBER, MNEMONIC AND QUESTION NUMBER)**

COLUMN NUMBER	MNEMONIC	QUESTION NUMBER
768	FEIMP	(203A)
769	FEINFO	(203B)
770	FEFIRM	(203C)
771	FECARE	(204A)
772	FETHINK	(204B)
773	FEWRITE	(205A)
774	FEGIVE	(205B)
775	FEJOIN	(205C)
780	ABDEFECT	(206A)
781	ABNOMORE	(206B)
782	ABHLTH	(206C)
783	ABPOOR	(206D)
784	ABRAPE	(206E)
785	ABSINGLE	(206F)
786	ABANY	(206G)
787	ABORCT	(207)
788-789	ABPRO1	(208A)
790-791	ABPRO2	(208B)
792-793	ABPRO3	(208C)
794-795	ABCON1	(208D)
796-797	ABCON2	(208E)
798-799	ABCON3	(208F)
800	ABIMP	(209A)
801	ABINFO	(209B)
802	ABFIRM	(209C)
803	ABCARE	(210)
804	CHLDIDEL	(211)
805	CHLDMORE	(212)
806	CHLDNUM	(212A)
807	CHLDsoon	(212B)
808	PILL	(213A)
809	TEENPILL	(213B)
810	PILLOK	(213C)
811	SEXEDUC	(214)
812	DIVLAW	(215A)
813	DIVLAWY	(215B)
814	SPDUE	(216)
815	SPPAID	(216A)
816	PREMARSX	(217)
817	TEensex	(217A)
818	XMARSEX	(218)
819	HOMOSEX	(219)
820	HOMOCHNG	(220)
821	PORNINF	(221A)
822	PORNMORL	(221B)
823	PORNRAPE	(221C)
824	PORNOUT	(221D)
825	PORNLAW	(222)
826	XMOVIE	(223A)
827	XMOVIE1	(223B)
828	PORNIMP	(224A)
829	PORNINFO	(224B)
830	PORNFIRM	(224C)
831	SPANKING	(225)
873	LETDIE1	(226)

COLUMN NUMBER	MNEMONIC	QUESTION NUMBER
874	LETDIE2	(226A)
875	SUICIDE1	(227A)
876	SUICIDE2	(227B)
877	SUICIDE3	(227C)
878	SUICIDE4	(227D)
879	STRIKE	(228A)
880	CIVRIGHT	(228B)
881	ANTIWAR	(228C)
882	PROWAR	(228D)
883	SCHOOL	(228E)
884	HIT	(229)
885	HITAGE	(229A)
886	HITNUM	(229B)
887	GUN	(230)
888	GUNAGE	(230A)
889	GUNNUM	(230B)
890	HITOK	(231)
891	HITMARCH	(231A)
892	HITDRUNK	(231B)
893	HITCHILD	(231C)
894	HITBEATR	(231D)
895	HITROBBR	(231E)
896	POLHITOK	(232)
897	POLABUSE	(232A)
898	POLMURDR	(232B)
899	POLESCAP	(232C)
900	POLATTAK	(232D)
901	FEAR	(233)
902	FEARHOME	(234)
903	BURGLR	(235)
904	ROBBRY	(236)
905	OWNGUN	(237)
906	PISTOL	(237A)
907	SHOTGUN	(237A)
908	RIFLE	(237A)
909	ROWNGUN	(237B)
910	TICKET	(238)
911	ARREST	(239)
912	HUNT	(240A)
913	HUNTOTHR	(240B)
914	NEWS	(241)
915-916	TVHOURS	(242)
917-918	RADIOHRS	(243)
919	PHONE	(244)
920	COOP2	(245)
921	COOP	(246)
922	COMPREND	(247)
923	FORM	(248)
924	ABSPNO	(249)
925	ABHAVE1	(250A)
926	ABHAVE2	(250B)
927	ABHAVE3	(250C)
928	ABLEGAL	(251)
930	FECHLD	(252A)
931	FEHELP	(252B)

**INDEX TO DATA SET
(BY COLUMN NUMBER, MNEMONIC AND QUESTION NUMBER)**

COLUMN NUMBER	MNEMONIC	QUESTION NUMBER
932	FEPRESCH	(252C)
933	FEFAM	(252D)
934	ERAREAD	(253)
935	ERAMEANS	(253A)
936	ERA	(253B)
937	ERATELL	(253C)
938-939	ERAWHY1	(254A)
940-941	ERAWHY2	(254B)
942-943	ERAWHY3	(254C)
944	ERAIMP	(255)
945	ERAINFO	(256)
946	ERAFIRM	(257)
947	FEBEAR	(258)
948	FEWORKIF	(259)
951	RACSUBS	(260)
969	RACSUBGV	(261)
970	RACMAREL	(262)
971	RACMARPR	(263A)
972	RACSUPS	(263B)
973	RACTEACH	(263C)
974	RACAVOID	(264)
975	RACCHNG	(265)
976	RACQUIT	(265A)
977	RACDIF1	(266A)
978	RACDIF2	(266B)
979	RACDIF3	(266C)
980	RACDIF4	(266D)
987	SALFERGT	(267A)
988	SALLABOR	(267B)
989	SALSATFN	(267C)
990	SALABORT	(267D)
991	SALSCI	(267E)
992	DIVORCE5	(268)
993	DIVREL1	(269A)
994	DIVREL4	(269B)
995	UNEMP5	(270)
996	UNREL1	(271A)
997	UNREL4	(271B)
998	HOSDIS5	(272)
999	HOSREL1	(273A)
1000	HOSREL4	(273B)
1001	DEATH5	(274A)
1002	DEATH16	(274B)
1003	PADEATH	(275A)
1004	MADEATH	(275B)
1005	CHLDDTH	(275C)
1006	SIBDEATH	(275D)
1007	SPDEATH	(275E)
1008	TRAUMA1	(276A)
1009	TRAUMA5	(276B)
1010	TRAREL1	(277A)
1011	TRAREL5	(277B)
1012	TRATOT1	(278A)
1013	TRATOT5	(278B)
1015	DEFSPDR	(279A)

COLUMN NUMBER	MNEMONIC	QUESTION NUMBER
1016	DEFSPDFG	(279B)
1017	HLPMINR	(280A)
1018	HLPMINFG	(280B)
1019	CUTSPDR	(281A)
1020	CUTSPDFG	(281B)
1021	IMPFAM	(282A)
1022	IMPWORK	(282B)
1023	IMPRELAX	(282C)
1024	IMPFREND	(282D)
1025	IMPKIN	(282E)
1026	IMPCHURH	(282F)
1027	IMPPOL	(282G)
1028	PRIVACY	(283)
1029	CIVIC	(284)
1030	RUSHED	(285)
1031	BORED	(285A)
1032	POLLGOOD	(286)
1033	POLLTRUE	(287)
1041	FESERVE	(288A)
1042	MESERVE	(288B)
1043	TAXSERVE	(288C)
1044	MILQUAL	(289A)
1045	MILPAY	(289B)
1046	FENUMOK	(289C)
1047	HINUMOK	(289D)
1048	BLNUMOK	(289E)
1049	HINUMOKY	(290A)
1050	BLNUMOKY	(290B)
1051	MILVOLOK	(291)
1052	FIGHTAIR	(292A)
1053	MECHANIC	(292B)
1054	NURSE	(292C)
1055	TYPIST	(292D)
1056	BRASS	(292E)
1057	FIGHTLND	(292F)
1058	TRANSAIR	(292G)
1059	GUNNER	(292H)
1060	FIGHTSEA	(292I)
1061	FEFIGHT	(293A)
1062	FEDIRTY	(293B)
1063	FEBRASS	(293C)
1064	FEHLPMIL	(294)
1065	DRAFT	(295)
1066	DRAFTFE	(295A)
1067	DRAFTEM	(295B)
1068	DRAFTFEM	(295C)
1069	DRAFTCOL	(296A)
1070	DRAFTMAR	(296B)
1071	DRAFTPAR	(296C)
1072	DRAFTGAY	(296D)
1073	DRAFTCO	(296E)
1074	DRAFTDEF	(296F)
1075	VETFAM	(297)
1076	VETFAMNW	(297A)
1077	MINMILOP	(298A)

**INDEX TO DATA SET
(BY COLUMN NUMBER, MNEMONIC AND QUESTION NUMBER)**

COLUMN NUMBER	MNEMONIC	QUESTION NUMBER
1078	FEMILOP	(298B)
1079	COPUNISH	(299)
1080	COJAIL	(299A)
1081	MILOKME	(300A)
1082	MILOKFE	(300B)
1083	UPGRADE	(301)
1084	JOBTRAIN	(302)
1085	NUKEWAR	(303A)
1086	LANDWAR	(303B)
1087	MORENUKE	(303C)
1088	LESSNUKE	(303D)
1089	NONUKE	(303E)
1090	GUERILLA	(303F)
1091	VETAID	(304)
1092	DEFWRKEV	(305)
1093	DEFWRKNW	(305A)
1094	MILWRKEV	(306)
1095	MILWRKNW	(306A)
1096	RESDEFWK	(307)
1098	OBVOTE	(308A)
1099	OBVOL	(308B)
1100	OBJURY	(308C)
1101	OB911	(308D)
1102	OBENG	(308E)
1103	OBKNOW	(308F)
1104	OBMEPAX	(308G)
1105	OBMEWAR	(308H)
1106	OBFEPAW	(308I)
1107	OBFEWAR	(308J)
1108	HELPPOR	(309)
1109	HELPNOT	(310)
1110	HELPSICK	(311)
1111	HELPPBK	(312)
1112	NUMGIVEN	(313)
1113	EQCLOSE	(314)
1114	RCLOSE1	(314A)
1115	RCLOSE2	(314A)
1116	RCLOSE3	(314A)
1117	RCLOSE4	(314A)
1118	RCLOSE5	(314A)
1125	CLOSE12	(315)
1126	CLOSE13	(315)
1127	CLOSE14	(315)
1128	CLOSE15	(315)
1129	CLOSE23	(315)
1130	CLOSE24	(315)
1131	CLOSE25	(315)
1132	CLOSE34	(315)
1133	CLOSE35	(315)
1134	CLOSE45	(315)
1135	SEX1	(316)
1136	SEX2	(316)
1137	SEX3	(316)
1138	SEX4	(316)
1139	SEX5	(316)

COLUMN NUMBER	MNEMONIC	QUESTION NUMBER
1140	RACE1	(317)
1141	RACE2	(317)
1142	RACE3	(317)
1143	RACE4	(317)
1144	RACE5	(317)
1145	SPOUSE1	(318A)
1146	SPOUSE2	(318A)
1147	SPOUSE3	(318A)
1148	SPOUSE4	(318A)
1149	SPOUSE5	(318A)
1150	PARENT1	(318B)
1151	PARENT2	(318B)
1152	PARENT3	(318B)
1153	PARENT4	(318B)
1154	PARENT5	(318B)
1155	SIBLING1	(318C)
1156	SIBLING2	(318C)
1157	SIBLING3	(318C)
1158	SIBLING4	(318C)
1159	SIBLING5	(318C)
1160	CHILD1	(318D)
1161	CHILD2	(318D)
1162	CHILD3	(318D)
1163	CHILD4	(318D)
1164	CHILD5	(318D)
1165	OTHFAM1	(318E)
1166	OTHFAM2	(318E)
1167	OTHFAM3	(318E)
1168	OTHFAM4	(318E)
1169	OTHFAM5	(318E)
1170	COWORK1	(318F)
1171	COWORK2	(318F)
1172	COWORK3	(318F)
1173	COWORK4	(318F)
1174	COWORK5	(318F)
1175	MEMGRP1	(318G)
1176	MEMGRP2	(318G)
1177	MEMGRP3	(318G)
1178	MEMGRP4	(318G)
1179	MEMGRP5	(318G)
1180	NEIGHBR1	(318H)
1181	NEIGHBR2	(318H)
1182	NEIGHBR3	(318H)
1183	NEIGHBR4	(318H)
1184	NEIGHBR5	(318H)
1185	FRIEND1	(318I)
1186	FRIEND2	(318I)
1187	FRIEND3	(318I)
1188	FRIEND4	(318I)
1189	FRIEND5	(318I)
1190	ADVISOR1	(318J)
1191	ADVISOR2	(318J)
1192	ADVISOR3	(318J)
1193	ADVISOR4	(318J)
1194	ADVISOR5	(318J)

**INDEX TO DATA SET
(BY COLUMN NUMBER, MNEMONIC AND QUESTION NUMBER)**

COLUMN NUMBER	MNEMONIC	QUESTION NUMBER
1195	OTHER1	(318K)
1196	OTHER2	(318K)
1197	OTHER3	(318K)
1198	OTHER4	(318K)
1199	OTHER5	(318K)
1200	TALKTO1	(319)
1201	TALKTO2	(319)
1202	TALKTO3	(319)
1203	TALKTO4	(319)
1204	TALKTO5	(319)
1205	KNOWN1	(320)
1206	KNOWN2	(320)
1207	KNOWN3	(320)
1208	KNOWN4	(320)
1209	KNOWN5	(320)
1210	EDUC1	(321)
1211	EDUC2	(321)
1212	EDUC3	(321)
1213	EDUC4	(321)
1214	EDUC5	(321)
1215-1216	AGE1	(322)
1217-1218	AGE2	(322)
1219-1220	AGE3	(322)
1221-1222	AGE4	(322)
1223-1224	AGE5	(322)
1225	RELIG1	(323)
1226	RELIG2	(323)
1227	RELIG3	(323)
1228	RELIG4	(323)
1229	RELIG5	(323)
1230	PARTYID1	(324)
1231	PARTYID2	(324)
1232	PARTYID3	(324)
1233	TALKPOL1	(325)
1234	TALKPOL2	(325)
1235	TALKPOL3	(325)
1236	TALKPOL	(326)
1237	FRNDKNOW	(327)
1238	MEMFRAT	(328A)
1239	MEMSERV	(328B)
1240	MEMVET	(328C)
1241	MEMPOLIT	(328D)
1242	MEMUNION	(328E)
1243	MEMSPORT	(328F)
1244	MEMYOUTH	(328G)
1245	MEMSCHL	(328H)
1246	MEMHOBBY	(328I)
1247	MEMGREEK	(328J)
1248	MEMNAT	(328K)
1249	MEMFARM	(328L)
1250	MEMLIT	(328M)
1251	MEMPROF	(328N)
1252	MEMCHURH	(328O)
1253	MEMOTHER	(328P)
1254-1255	MEMNUM	(328Q)

COLUMN NUMBER	MNEMONIC	QUESTION NUMBER
1260	SOLFRAT	(329A)
1261	SOLSERV	(329B)
1262	SOLVET	(329C)
1263	SOLPOLIT	(329D)
1264	SOLUNION	(329E)
1265	SOLSPORT	(329F)
1266	SOLYOUTH	(329G)
1267	SOLSCHL	(329H)
1268	SOLHOBBY	(329I)
1269	SOLGREEK	(329J)
1270	SOLNAT	(329K)
1271	SOLFARM	(329L)
1272	SOLLIT	(329M)
1273	SOLPROF	(329N)
1274	SOLCHURH	(329O)
1275	SOLOOTHER	(329P)
1276	ACTFRAT	(330A)
1277	ACTSERV	(330B)
1278	ACTVET	(330C)
1279	ACTPOLIT	(330D)
1280	ACTUNION	(330E)
1281	ACTSPORT	(330F)
1282	ACTYOUTH	(330G)
1283	ACTSCHL	(330H)
1284	ACTHOBBY	(330I)
1285	ACTGREEK	(330J)
1286	ACTNAT	(330K)
1287	ACTFARM	(330L)
1288	ACTLIT	(330M)
1289	ACTPROF	(330N)
1290	ACTCHURH	(330O)
1291	ACTOTHER	(330P)
1292	CHURHGRP	(331)
1293-1294	MOSTACT	(332)
1295	CAREGRP	(333)
1296	SERVEGRP	(334A)
1297	LEADGRP	(334B)
1298	GIVEGRP	(334C)
1299	ATTNDGRP	(334D)
1300	WRITEGRP	(334E)
1301	LOBBYGRP	(334F)
1302	LOCLIVED	(335)
1303	LOCTRUST	(336)
1304	LOCINFLU	(337)
1305	LOCPROB	(338)
1306	LOCGRP	(339)
1307	LOCCARE	(340)
1308	INTPOL	(341)
1309	SWAYVOTE	(342)
1310	WORKPOL	(343)
1311	POLRALLY	(344)
1312	LOCLOBBY	(345)
1313	LOCSELF	(345A)
1314	OTHLOBBY	(346)
1315	OTHSELF	(346A)

**INDEX TO DATA SET
(BY COLUMN NUMBER, MNEMONIC AND QUESTION NUMBER)**

COLUMN NUMBER	MNEMONIC	QUESTION NUMBER
1316	GOVERNOR	(347)
1317	USREP	(348)
1318	SCHLHEAD	(349)
1319	FEDTRUST	(350)
1320	LOCVOTE	(351)
1321	GAVEPOL	(352)
1322	BLKINFLU	(353)
1323	BLKGAINS	(354)
1324	FEINFLU	(355)
1325	FEGAINS	(356)
1326	SCISOLVE	(357A)
1327	SCICHNG	(357B)
1328	SCIPRY	(357C)
1329	SCIMORAL	(357D)
1330	SWITCHED	(358)
1331-1336	SWITCH1	(358A)
1337-1342	SWITCH2	(358A)
1343-1348	SWITCH3	(358A)
1349	SWITNUM	(358B)
1350-1351	SWITAGE1	(358C)
1352-1353	SWITAGE2	(358C)
1354-1355	SWITWHY1	(358C)
1356-1357	SWITWHY2	(358C)
1358	MARELIG	(359)
1359-1360	MADEN	(359A)
1361-1363	MAOTH	(359A)
1367	MAJEW	(359B)
1368	MAFUND	(359C)
1369	PARELIG	(360)
1370-1371	PADEN	(360A)
1372-1374	PAOTH	(360A)
1375	PAJEW	(360B)
1376	PAFUND	(360C)
1377-1378	CHURHSCH	(361)
1379	SUNSCH16	(362)
1380	GRACE16	(363)
1381	JOIN16	(364)
1382	LAPSED	(365)
1383	CHURHMEM	(366)
1384	CHURHACT	(367)
1385-1387	TVRELIG	(368)
1388	GOD	(369)
1389	REBORN	(370)
1390	SAVESOUL	(371)
1391	SAYGRACE	(372)
1392	READWORD	(373)
1393	PUNSIN	(374A)
1394	BLKWHITE	(374B)
1395	ROTAPPLE	(374C)
1396	PERMORAL	(374D)
1397	DECBIBLE	(375A)
1398	DECOTHS	(375B)
1399	DECCHURH	(375C)
1400	DECSELF	(375D)
1401	GOCHURCH	(376A)

COLUMN NUMBER	MNEMONIC	QUESTION NUMBER
1402	BELIEVE	(376B)
1403	FOLLOW	(376C)
1404	GOOWNWAY	(376D)
1405	MYFAITH	(377A)
1406	MADATGOD	(377B)
1407	DOUBTS1	(378A)
1408	DOUBTS2	(378B)
1409	DOUBTS3	(378C)
1410	DOUBTS4	(378D)
1411	FAITH1	(379A)
1412	FAITH2	(379B)
1413	FAITH3	(379C)
1414	FAITH4	(379D)
1415	FRNDCON1	(380)
1416	FRNDCON2	(380)
1417	FRNDCON3	(380)
1420	FRNDREL1	(381)
1421	FRNDREL2	(381)
1422	FRNDREL3	(381)
1423	FRNDREL4	(381)
1424	FRNDREL5	(381)
1425-1426	FRNDREL6	(381)
1427-1428	FRNDREL7	(381)
1429-1430	FRNDREL8	(381)
1431-1432	FRNDREL9	(381)
1433-1434	FRNDREL10	(381)
1435-1437	FRNDREL11	(381)
1438-1440	FRNDREL12	(381)
1441-1443	FRNDREL13	(381)
1444-1446	FRNDREL14	(381)
1447-1449	FRNDREL15	(381)
1450	FRNDFND1	(384)
1451	FRNDFND2	(384)
1452	FRNDFND3	(384)
1453	FRNDFND4	(384)
1454	FRNDFND5	(384)
1455	FRNDRAC1	(385)
1456	FRNDRAC2	(385)
1457	FRNDRAC3	(385)
1458	FRNDRAC4	(385)
1459	FRNDRAC5	(385)
1460	FRIENDS	(386A)
1461-1462	NUMFRIEND	(386B)
1463-1464	NUMBWFND	(387)
1465	BWFRIEND	(388)
1466	GODSELLS	(389A)
1467	GODSPORT	(389B)
1468-1472	GIVECONG	(390A)
1473-1477	GIVEREL	(390B)
1478-1482	GIVEOTH	(390C)
1483	GIVEARTS	(390D)
1484-1486	RELHRS1	(391A)
1487-1489	RELHRS2	(391B)
1490-1493	NUMCONG	(392)
1494	KIDSUP	(393)

**INDEX TO DATA SET
(BY COLUMN NUMBER, MNEMONIC AND QUESTION NUMBER)**

COLUMN NUMBER	MNEMONIC	QUESTION NUMBER
1495	PUBSCH	(394)
1496	HOMESCH	(394A1)
1497	CATHSCH	(394A2)
1498	CHRISCH	(394A3)
1499-1500	DENOMSCH	(394A3)
1504	RELSCH	(394A4)
1505	PRIVSCH	(394A5)
1506	OTHSCH	(394A6)
1507	SHOPREL	(395)
1508	SHOPMOVE	(396)
1509-1510	SHOPNUM	(397)
1511	OTHCHRCH	(398A)
1512	IMPLIVES	(398B)
1513	OBEYTC	(398C)
1514	PREACH	(399A)
1515	FERESPLT	(399B)
1516	SYMPCOUN	(399C)
1517	WRKYOUNG	(399D)
1518	WORSHIP	(399E)
1519	OWNTHING	(400A)
1520	TALKBACK	(400B)
1521	TWOCLASS	(400C)
1522	OPENMIND	(400D)
1523	WHYPOOR1	(401A)
1524	WHYPOOR2	(401B)
1525	WHYPOOR3	(401C)
1526	WHYPOOR4	(401D)
1527	SOCDF1	(402A)
1528	SOCDF2	(402B)
1529	SOCDF3	(402C)
1530	SOCDF4	(402D)
1531	WLTHWHTS	(403A)
1532	WLTHJEWS	(403A)
1533	WLTHBLKS	(403A)
1534	WLTHASNS	(403A)
1535	WLTHHSPS	(403A)
1536	WLTHSO	(403A)
1537	WORKWHTS	(403B)
1538	WORKJEWS	(403B)
1539	WORKBLKS	(403B)
1540	WORKASNS	(403B)
1541	WORKHSPS	(403B)
1542	WORKSO	(403B)
1543	VIOLWHTS	(403C)
1544	VIOLJEWS	(403C)
1545	VIOLBLKS	(403C)
1546	VIOLASNS	(403C)
1547	VIOLHSPS	(403C)
1548	VIOLSO	(403C)
1549	INTLWHTS	(403D)
1550	INTLJEWS	(403D)
1551	INTLBLKS	(403D)
1552	INTLASNS	(403D)
1553	INTLHSPS	(403D)
1554	INTLSO	(403D)

COLUMN NUMBER	MNEMONIC	QUESTION NUMBER
1555	FAREWHTS	(403E)
1556	FAREJEWS	(403E)
1557	FAREBLKS	(403E)
1558	FAREASNS	(403E)
1559	FAREHSPS	(403E)
1560	FARESO	(403E)
1561	PATRWHTS	(403F)
1562	PATRJEWS	(403F)
1563	PATRBLKS	(403F)
1564	PATRASNS	(403F)
1565	PATRHSPS	(403F)
1566	PATRSO	(403F)
1567	LIVEJEWS	(404A)
1568	LIVEBLKS	(404B)
1569	LIVEASNS	(404C)
1570	LIVEHSPS	(404D)
1571	LIVENO	(404E)
1572	LIVESO	(404F)
1573	LIVEWHTS	(404G)
1574	MARJEW	(405A)
1575	MARBLK	(405B)
1576	MARASIAN	(405C)
1577	MARHISP	(405D)
1578	MARNO	(405E)
1579	MARSO	(405F)
1580	MARWHT	(405G)
1581	WORKFARE	(406A)
1582	LESSFARE	(406B)
1583	POVZONE	(407A)
1584	POVSCHS	(407B)
1585	POVCOL	(407C)
1586	BLKZONE	(408A)
1587	BLKSCHS	(408B)
1588	BLKCOL	(408C)
1589	RACQUOTA	(408D)
1590	INFLUWHT	(409A)
1591	INFLUJEW	(409B)
1592	INFLUBLK	(409C)
1593	INFLUASN	(409D)
1594	INFLUHSP	(409E)
1595	INFLUSO	(409F)
1596	HSPJOBS	(410A)
1597	BLKJOBS	(410B)
1598	ASNJOBS	(410C)
1599	HSPHOUSE	(411A)
1600	BLKHOUSE	(411B)
1601	ASNHOUSE	(411C)
1602	RACWORK	(412)
1603	AFFACT	(413)
1604	DISCAFF	(414)
1605	DISCWHY1	(414A)
1606	DISCWHY2	(414A)
1607	DISCWHY3	(414A)
1608	DISCWHY4	(414A)
1609	DISCWHY5	(414A)

**INDEX TO DATA SET
(BY COLUMN NUMBER, MNEMONIC AND QUESTION NUMBER)**

COLUMN NUMBER	MNEMONIC	QUESTION NUMBER
1610	DISCWHY6	(414A)
1611	GENEJOB	(415A)
1612	GENEHIRE	(415B)
1613	GENECANX	(416A)
1614	GENECANY	(416B)
1615	GENEGETS	(416C)
1616	PROFITS1	(417A)
1617	PROFITS2	(417B)
1618	UNPOWER	(417C)
1619	UNPROG	(417D)
1620	OUTOFBIZ	(418A)
1621	MERGED	(418B)
1622	REORG	(418C)
1623	ORGFIN	(419)
1624-1625	WRKYEARS	(420)
1626	EVUNEMP	(421)
1627-1628	NUMUNEMP	(422)
1629	TOTUNEMP	(423)
1630-1633	EMPYEARS	(424)
1634	FNDJOB1	(425A)
1635	FNDJOB2	(425B)
1636	FNDJOB3	(425C)
1637	FNDJOB4	(425D)
1638	FNDJOB5	(425E)
1639	FNDJOB6	(425F)
1640	FNDJOB7	(425G)
1641	FNDJOB8	(425H)
1642	FNDJOB9	(425I)
1643	INTLTEST	(426A)
1644	SKILTEST	(426B)
1645	DRUGTEST	(426C)
1646	PHYSICAL	(426D)
1647	LTRSREF	(426E)
1648	SAMEJOB	(427)
1649-1652	JOBYEARS	(428)
1653	THISJOB1	(429A)
1654	THISJOB2	(429B)
1655	THISJOB3	(429C)
1656	THISJOB4	(429D)
1657	THISJOB5	(429E)
1658	THISJOB6	(429F)
1659	THISJOB7	(429G)
1660	PROMOTNG	(430)
1661	PROMOTED	(431)
1662	NUMPROMO	(431A)
1663	IMPPROMO	(432)
1664	FUTPROMO	(433)
1665	SEXPROMO	(434)
1666	RACPROMO	(435)
1667	ADVANCES	(436)
1674	JOBCNTRL	(437)
1675	WRKINDEP	(438A)
1676	LOTOSAY	(438B)
1677	IDECIDE	(438C)
1678	AUTOMATN	(438D)

COLUMN NUMBER	MNEMONIC	QUESTION NUMBER
1679	MONITRED	(438E)
1680	OFFSUP	(439)
1681-1683	YOUSUP	(439A)
1684	SUPOTHR	(440)
1685-1686	LEVELS	(441)
1687-1690	TOTSUP	(442)
1671	SUPDUTY1	(443A)
1692	SUPDUTY2	(443B)
1693	SUPDUTY3	(443C)
1694	SUPDUTY4	(443D)
1695	SUPDUTY5	(443E)
1696	SUPDUTY6	(443F)
1697	SUPDUTY7	(443G)
1698	OTHDUTY1	(444A)
1699	OTHDUTY2	(444B)
1700	OTHDUTY3	(444C)
1701	OTHDUTY4	(444D)
1702	OTHDUTY5	(444E)
1703	OTHDUTY6	(444F)
1704	OTHDUTY7	(444G)
1705	ORGMONEY	(445)
1706-1712	TOTMONEY	(446)
1713-1719	YOUMONEY	(447)
1720	JOBJUDGE	(448)
1721	QUANTITY	(449)
1722	QUALITY	(450)
1723	WRKWELL	(451)
1724	WRKMUCH	(452)
1725	IMATTER	(453A)
1726	HELPOG	(453B)
1727	NOTLOYAL	(453C)
1728	STAYORG1	(453D)
1729	SAMEVALS	(453E)
1730	PROUDORG	(453F)
1731	STAYORG2	(453G)
1732	NOTICED	(453H)
1733	CHNGEORG	(454)
1734	OTHPAY	(455)
1735	RAISEALL	(456A)
1736	RAISEHRD	(456B)
1737	RAISEFAV	(456C)
1739	FRINGE1	(457A)
1740	FRINGE2	(457B)
1741	FRINGE3	(457C)
1742	FRINGE4	(457D)
1743	FRINGE5	(457E)
1744	FRINGE6	(457F)
1745	FRINGE7	(457G)
1746	FRINGE8	(457H)
1747	FRINGE9	(457I)
1748	FRINGE10	(457J)
1749	FRINGE11	(457K)
1750	JOBVSHME	(458)
1751	UNVOTE	(459)
1752	UNMANREL	(460)

**INDEX TO DATA SET
(BY COLUMN NUMBER, MNEMONIC AND QUESTION NUMBER)**

COLUMN NUMBER	MNEMONIC	QUESTION NUMBER
1753	COWRKREL	(461)
1754	SCHOOLNG	(462A)
1755	TRAINING	(462B)
1756	LEARNING	(462C)
1757	EXPTRAIN	(462D)
1758	WHEREWRK	(463)
1759	FINDOUT	(464)
1760	BASEOFOP	(465)
1761	SPLOCNUM	(466)
1763	STANDUP	(467)
1764	SELFIRST	(468A)
1765	RICHPOOR	(468B)
1766	OPOUTCME	(469)
1767	UNITED	(470A)
1768	OBTOHELP	(470B)
1769	LFEGOD	(471A)
1770	LFEGENES	(471B)
1771	LFESOCTY	(471C)
1772	LFEHRDWK	(471D)
1773	LFECHNCE	(471E)
1774	BIGBAND	(472A)
1775	BLUGRASS	(472B)
1776	COUNTRY	(472C)
1777	BLUES	(472D)
1778	MUSICALS	(472E)
1779	CLASSICL	(472F)
1780	FOLK	(472G)
1781	GOSPEL	(472H)
1782	JAZZ	(472I)
1783	LATIN	(472J)
1784	MOODEASY	(472K)
1785	NEWAGE	(472L)
1786	OPERA	(472M)
1787	RAP	(472N)
1788	REGGAE	(472O)
1789	CONROCK	(472P)
1790	OLDIES	(472Q)
1791	HVYMETAL	(472R)
1792	ATTSPRTS	(473A)
1793	VISITART	(473B)
1794	MAKEART	(473C)
1795	AUTORACE	(473D)
1796	CAMPING	(473E)
1797	GARDEN	(473F)
1798	DANCE	(473G)
1799	GOMUSIC	(473H)
1800	HUNTFISH	(473I)
1801	PERFORM	(473J)
1802	DOSPORTS	(473K)
1803	SEEMOVIE	(473L)
1804	USEVCR	(473M)
1805	PLYMUSIC	(473N)
1806	TVSHOWS	(474A)
1807	TVNEWS	(474B)
1808	TVPBS	(474C)

COLUMN NUMBER	MNEMONIC	QUESTION NUMBER
1809	JUDGEART	(475A)
1810	TRSTPROF	(475B)
1819	CLASSICS	(475C)
1820	GRTBOOKS	(475D)
1821	MODPAINT	(475E)
1822	ENGLISH	(475F)
1823	PCLIT	(475G)
1824	EXCELART	(475H)
1825	HOSTHOME	(475I)
1826	FRDCREAT	(476A)
1827	FRDCULTR	(476B)
1828	FRDDYNAM	(476C)
1829	FRDFUN	(476D)
1830	FRDHONST	(476E)
1831	FRDINTEL	(476F)
1832	FRDRESP	(476G)
1833	IMPFINAN	(477A)
1834	IMPMAR	(477B)
1835	IMPKIDS	(477C)
1836	IMPGOD	(477D)
1837	IMPTHNGS	(477E)
1838	IMPCULTR	(477F)
1839	IMPJOB	(477G)
1840	IMPSELF	(477H)
1841-1843	MOSTIMP1	(478)
1844-1846	MOSTIMP2	(478)
1847-1849	MOSTIMP3	(478)
1850-1852	MOSTIMP4	(478)
1853-1854	COLMAJR1	(479A)
1855-1856	COLMAJR2	(479A)
1857-1858	HSCLASS1	(479B)
1859-1860	HSCLASS2	(479B)
1861	MALIVE1	(480)
1862-1865	MAYRBORN	(481)
1866-1869	MAYRDIED	(482)
1870	PALIVE1	(483)
1871-1874	PAYRBORN	(484)
1875-1878	PAYRDIED	(485)
1879-1882	DATESCH	(486)
1883	NEVERWK	(487)
1884-1886	OCCFIRST	(488)
1887-1888	PRESFRST	(488)
1889	WRKSLFST	(488)
1890-1892	INDFIRST	(488)
1893-1896	DATEFRST	(488)
1897	ALIKE1	(489A)
1898	ALIKE2	(489B)
1899	ALIKE3	(489C)
1900	ALIKE4	(489D)
1901	ALIKE5	(489E)
1902	ALIKE6	(489F)
1903	ALIKE7	(489G)
1904	ALIKE8	(489H)
1905	MARNUM	(490)
1906-1909	FSTSPYR	(491)

**INDEX TO DATA SET
(BY COLUMN NUMBER, MNEMONIC AND QUESTION NUMBER)**

COLUMN NUMBER	MNEMONIC	QUESTION NUMBER
1910-1911	FSTSPEDC	(492)
1912	FSTSPDEG	(493)
1913-1914	FSTSPPED	(494)
1915-1916	FSTSPMED	(495)
1917-1918	AGEWEDCR	(496)
1919-1922	SPYRBORN	(497)
1924	SPMARNUM	(498)
1925	SPFAM16	(499)
1926-1927	SPPAEDUC	(500A)
1928-1929	SPMAEDUC	(500B)
1930-1932	SPHEDOCC	(501)
1933-1934	SPHEDPRE	(501)
1935	SPHEDSLF	(501)
1936-1938	SPHEDIND	(501)
1939-1940	SPSIBS	(502)
1941	KDSEX1	(503)
1942	KDSEX2	(503)
1943	KDSEX3	(503)
1944	KDSEX4	(503)
1945	KDSEX5	(503)
1946	KDSEX6	(503)
1947	KDSEX7	(503)
1948	KDSEX8	(503)
1949	KDSEX9	(503)
1950-1953	KDYRBRN1	(503)
1954-1957	KDYRBRN2	(503)
1958-1961	KDYRBRN3	(503)
1962-1965	KDYRBRN4	(503)
1966-1969	KDYRBRN5	(503)
1970-1973	KDYRBRN6	(503)
1974-1977	KDYRBRN7	(503)
1978-1981	KDYRBRN8	(503)
1982-1985	KDYRBRN9	(503)
1986	KDREL1	(503)
1987	KDREL2	(503)
1988	KDREL3	(503)
1989	KDREL4	(503)
1990	KDREL5	(503)
1991	KDREL6	(503)
1992	KDREL7	(503)
1993	KDREL8	(503)
1994	KDREL9	(503)
1995	KDALIVE1	(503)
1996	KDALIVE2	(503)
1997	KDALIVE3	(503)
1998	KDALIVE4	(503)
1999	KDALIVE5	(503)
2000	KDALIVE6	(503)
2001	KDALIVE7	(503)
2002	KDALIVE8	(503)
2003	KDALIVE9	(503)
2004-2005	KDEDUC1	(503)
2006-2007	KDEDUC2	(503)
2008-2009	KDEDUC3	(503)
2010-2011	KDEDUC4	(503)

COLUMN NUMBER	MNEMONIC	QUESTION NUMBER
2012-2013	KDEDUC5	(503)
2014-2015	KDEDUC6	(503)
2016-2017	KDEDUC7	(503)
2018-2019	KDEDUC8	(503)
2020-2021	KDEDUC9	(503)
2022	KDPICKED	(503)
2023	KDWORK1	(504)
2024	KDWORK2	(505)
2025	KDEVWORK	(506)
2026-2028	KDOCC80	(507)
2029-2030	KDPRES80	(507)
2031	KDWRKSLF	(507)
2032-2034	KDIND80	(507)
2035	SBSEX1	(508)
2036	SBSEX2	(508)
2037	SBSEX3	(508)
2038	SBSEX4	(508)
2039	SBSEX5	(508)
2040	SBSEX6	(508)
2041	SBSEX7	(508)
2042	SBSEX8	(508)
2043	SBSEX9	(508)
2044-2047	SBYRBRN1	(508)
2048-2051	SBYRBRN2	(508)
2052-2055	SBYRBRN3	(508)
2056-2059	SBYRBRN4	(508)
2060-2063	SBYRBRN5	(508)
2064-2067	SBYRBRN6	(508)
2068-2071	SBYRBRN7	(508)
2072-2075	SBYRBRN8	(508)
2076-2079	SBYRBRN9	(508)
2080	SBREL1	(508)
2081	SBREL2	(508)
2082	SBREL3	(508)
2083	SBREL4	(508)
2084	SBREL5	(508)
2085	SBREL6	(508)
2086	SBREL7	(508)
2087	SBREL8	(508)
2088	SBREL9	(508)
2089	SBALIVE1	(508)
2090	SBALIVE2	(508)
2091	SBALIVE3	(508)
2092	SBALIVE4	(508)
2093	SBALIVE5	(508)
2094	SBALIVE6	(508)
2095	SBALIVE7	(508)
2096	SBALIVE8	(508)
2097	SBALIVE9	(508)
2098	SBPICKED	(508)
2099-2100	SBEDUC	(509)
2101	SBDEG	(510)
2102	SBWORK1	(511)
2103	SBWORK2	(512)
2104	SBEVWORK	(513)

**INDEX TO DATA SET
(BY COLUMN NUMBER, MNEMONIC AND QUESTION NUMBER)**

COLUMN NUMBER	MNEMONIC	QUESTION NUMBER
2105-2107	SBOCC80	(514)
2108-2109	SBPRES80	(514)
2110	SBWRKSLF	(514)
2111-2113	SBIND80	(514)
2114	ETHID	(515)
2115	AMISSUE	(516A)
2116	ETHISSUE	(516B)
2117	ETHID1	(516C)
2118	AMISSUEI	(516D)
2119	ETHISSU1	(516E)
2120	AMRANK	(517)
2121	AMPROUD	(518)
2122	MELTPOT	(519)
2123	GVTAPART	(519A)
2124	GVTMELT	(519B)
2125	ETHORGS	(520)
2126	ETHSPKOK	(521A)
2127	ETHSPKNO	(521B)
2128	SYMPTBLK	(522A)
2129	ADMIRBLK	(522B)
2130	BILINGED	(523)
2131	ENGTEACH	(524)
2132	ENGBALLT	(525)
2133	ENGOFFCL	(526)
2134	LETIN	(527)
2135	HSPASN10	(528)
2136	IMMECON	(529A)
2137	IMMUNEMP	(529B)
2138	IMMUNITE	(529C)
2139	IMMFARE	(530A)
2140	UNDOCWRK	(530A1)
2141	UNDOCCOL	(530A2)
2142	UNDOCKID	(530A3)
2143	IMMPUSH	(531A)
2144	IMMWRKUP	(531B)
2145	COLAFF	(532A)
2146	COLAFFY	(533A)
2147	DISCAFFY	(533B)
2148	JOBFAFF	(534)
2149	OWNETH	(535)
2150	CONGETH	(536A)
2151	TEACHETH	(536B)
2152	SCHLETH	(536C)
2153	ETHHIST	(537)
2154	WHOTEACH	(538)
2155	WHTGOVT	(539A)
2156	BLKGOVT	(539B)
2157	HSPGOVT	(539C)
2158	ASNGOVT	(539D)
2159	WLTHIMM	(540A)
2160	WLTHUNDC	(540A)
2161	WORKIMM	(540B)
2162	WORKUNDC	(540B)
2163	OBRESPCT	(541)
2164	ECONPAST	(542)

COLUMN NUMBER	MNEMONIC	QUESTION NUMBER
2165	PASTUP	(542A)
2166	PASTDOWN	(542B)
2167	ECONFUTR	(543)
2168	FUTRUP	(543A)
2169	FUTRDOWN	(543B)
2170	RDISCAFF	(544A)
2171	RIMMDISC	(544B)
2172	ROMANCE	(545)
2173	LIVewith	(546)
2174	HAPROM	(547)
2175	WILLWED1	(548)
2176	WILLWED2	(549)
2177	HAPGIRLS	(550)
2178	HAPBOYS	(551)
2179	FEJOBFAFF	(552)
2180	TRADMOD	(553A)
2181	SHARESEP	(553B)
2182	EMOTEOTH	(553C)
2183	RHMEWRK	(554A)
2184	SPHMEWRK	(554B)
2185	FAIRHWRK	(554C)
2186	EARNMORE	(555)
2187	FAMLIFE	(556)
2188	WORKLIFE	(557)
2189	BALWKFAM	(558)
2190	REFPROMO	(559A)
2191	REFMORWK	(559B)
2192	REFXHOURL	(559C)
2193	WORKLESS	(559D)
2194	NOATHOME	(560A)
2195	NONURSE	(560B)
2196	NOHMEWRK	(560C)
2197	DISCAFFM	(561A)
2198	DISCAFFW	(561B)
2199	FLEXTIME	(562A)
2200	PARLEAVE	(562B)
2201	MENBEN	(563A)
2202	WOMENBEN	(563B)
2203	CHLDBEN	(563C)
2204	ALLBEN	(563D)
2205	NOONEBEN	(563E)
2206	MENHRT	(564A)
2207	WOMENHRT	(564B)
2208	CHLDHRT	(564C)
2209	ALLHRT	(564D)
2210	NOONEHRT	(564E)
2211	FELE SS1	(565A)
2212	FELE SS2	(565B)
2213	FELE SS3	(565C)
2214	FEKIDS1	(566A)
2215	FEKIDS2	(566B)
2216	FEKIDS3	(566C)
2217	FEKIDS4	(566D)
2218	FEKIDS5	(566E)
2219	MEBEAR	(567)

**INDEX TO DATA SET
(BY COLUMN NUMBER, MNEMONIC AND QUESTION NUMBER)**

COLUMN NUMBER	MNEMONIC	QUESTION NUMBER
2220	FEHIRE	(568)
2221	FEMINIST	(569)
2222	FENEWS	(570)
2223	HMEMAKER	(571A)
2224	WRKCLASS	(571B)
2225	MANPROF	(571C)
2226	MEN	(571E)
2227	CHILDREN	(571E)
2228	YOURSELF	(571F)
2229	SHAKEBLU	(572A)
2230	CALM	(572B)
2231	OUTRAGED	(572C)
2232	HAPFEEL	(572D)
2233	SAD	(572E)
2234	ASHAMED	(572F)
2235	EXCITED	(572G)
2236	LONELY	(572H)
2237	FEARFUL	(572I)
2238	OVRJOYED	(572J)
2239	WORRIED	(572K)
2240	CONTENTD	(572L)
2241	ANXIOUS	(572M)
2242	RESTLESS	(572N)
2243	MADAT	(572O)
2244	ATEASE	(572P)
2245	ANGRY	(572Q)
2246	EMBARRSS	(572R)
2247	PROUD	(572S)
2248	NOPLAN	(573A)
2249	BADBRKS	(573B)
2250	MOSTLUCK	(573C)
2251	LITCNTRL	(573D)
2252	SHOWANGR	(573E)
2253	SHOWFEEL	(573F)
2254	NOEMOTE	(573G)
2255	NOTUPSET	(573H)
2256	BEPLESNT	(573I)
2257	NOTWORRY	(573J)
2258	ANGRYWRK	(574A)
2259	ANGRYFAM	(574B)
2260	ANGRYGVT	(574C)
2261-2262	ANGRYWHY	(574D)
2268	ANGRYEV	(574E)
2269	WHNANGRY	(575)
2270	MADAT1	(576A)
2271	MADAT2	(576B)
2272	MADAT3	(576C)
2273	MADAT4	(576D)
2274	MADAT5	(576E)
2275	MADAT6	(576F)
2276	MADAT7	(576G)
2277	MADAT8	(576H)
2278	MADAT9	(576I)
2279	MADAT10	(576J)
2280	MADAT11	(576K)

COLUMN NUMBER	MNEMONIC	QUESTION NUMBER
2281	MADAT12	(576L)
2282	MADAT13	(576M)
2283	MADAT14	(576N)
2284	MADAT15	(576O)
2285	MADAT16	(576P)
2286	MADAT17	(576Q)
2287	MADAT18	(576R)
2288	MADAT19	(576S)
2289	MADAT20	(576T)
2290	MADAT21	(576U)
2291	MADAT22	(576V)
2292	MADAT23	(576W)
2293-2294	HOWANGRY	(577)
2295	ANGLLAST	(578)
2296	THNKANGR	(579)
2297	CHNANG1	(580A)
2298	CHNANG2	(580B)
2299	CHNANG3	(580C)
2300	CHNANG4	(580D)
2301	CHNANG5	(580E)
2302	CHNANG6	(580F)
2303	CHNANG7	(580G)
2304	CHNANG8	(580H)
2305	CHNANG9	(580I)
2306	CHNANG10	(580J)
2307	CHNANG11	(580K)
2308	CHNANG12	(580L)
2309	CHNANG13	(580M)
2310	CHNANG14	(580N)
2311	CHNANG15	(580O)
2312	CHNANG16	(580P)
2313-2314	REACTOK	(581)
2315-2316	OTHRESP	(582)
2317-2318	SELFRES P	(583)
2319	LIKEOTH	(584)
2320-2321	AMIMP	(585)
2322	NOTAM	(586)
2323	USWORRY	(587A)
2324	USSAT	(587B)
2325	USFRUSTR	(587C)
2326	USENTHUS	(587D)
2327	USANGRY	(587E)
2328	USHOPEFL	(587F)
2329	USUPSET	(587G)
2330	CARPRIVT	(588)
2331	RELPRIVT	(589)
2332	WARRNTYC	(590)
2333	CARDEALR	(591)
2334	NEWUSED	(592)
2335	TYPDEALR	(593)
2336	CARBUYA	(594A)
2337	CARBUYB	(594B)
2338	CARBUYC	(594C)
2339	CARBUYD	(594D)
2340	CARBUYE	(594E)

**INDEX TO DATA SET
(BY COLUMN NUMBER, MNEMONIC AND QUESTION NUMBER)**

COLUMN NUMBER	MNEMONIC	QUESTION NUMBER
2341	CARBUYF	(594F)
2342	CARBUYG	(594G)
2343	CARBUYI	(594H)
2344	RELDEALR	(595)
2345	SATCAR	(596)
2346	EVBUYHME	(597)
2347-2348	HOMEYEAR	(598)
2349	LEARNHME	(599)
2350	NEWOWNED	(600)
2351	RELHOME	(601)
2352	WHOSOLD	(602)
2353	REALTORA	(603A)
2354	REALTORB	(603B)
2355	REALTORC	(603C)
2356	REALTORD	(603D)
2357	REALTORE	(603E)
2358	REALTORF	(603F)
2359	REALTORI	(603G)
2360	RELAGENT	(604)
2361	WARRNTYH	(605)
2362	SATHOME	(606)
2363	LAWYER	(607)
2364	LAWYERA	(608A)
2365	LAWYERB	(608B)
2366	LAWYERC	(608C)
2367	LAWYERD	(608D)
2368	LAWYERE	(608E)
2369	LAWYERF	(608F)
2370	LAWYERG	(608G)
2371	LAWYERI	(608H)
2372	RELLAW	(609)
2373	SATLAWYR	(610)
2374	FIXHOME	(611)
2375	FIXERA	(612A)
2376	FIXERB	(612B)
2377	FIXERC	(612C)
2378	FIXERD	(612D)
2379	FIXERE	(612E)
2380	FIXERF	(612F)
2381	FIXERI	(612G)
2382	RELFIXER	(613)
2383	SATFIXES	(614)
2384	BORROWED	(615)
2385	WHOLOAND	(616)
2386	SELLBED	(617A)
2387	SELLAUTO	(617B)
2388	SELLHOME	(617C)
2389	TRANSOTH	(618)
2390	LOANED	(619)
2391	LOANEDTO	(620)
2392	BUYBED	(621A)
2393	BUYAUTO	(621B)
2394	BUYLAW	(621C)
2395	BUYFIXES	(621D)
2396	BUYHOME	(621E)

COLUMN NUMBER	MNEMONIC	QUESTION NUMBER
2397	TRANSREL	(622)
2398	FRNDDEAL	(623)
2399	FRNDAWK	(624)
2400	TABLPRCE	(625)
2401	ORGANSB	(626A)
2402	ORGANSW	(626B)
2403	SELLORGN	(627)
2404	ADOPTION	(628)
2405	SELLBABY	(629)
2406	SELLSEX	(630A)
2407	REQINFO	(630B)
2408	NATRECON	(630C)
2409	TAGSALES	(631)
2410	HAGGLE	(632)
2411	WKFAMBIZ	(633)
2412	HRFAMBIZ	(634)
2413-2414	FAMBIZ	(635)
2415	ECONSYS	(636)
2416	FAMFINAN	(637)
2417	DECAUTO	(638A)
2418	DECBED	(638B)
2419	DECGIFT	(638C)
2420-2421	LAYOFFS	(639)
2422	VOLHLTH	(640A)
2423	VOLEDOC	(640B)
2424	VOLRELIG	(640C)
2425	VOLHUMAN	(640D)
2426	VOLENVIR	(640E)
2427	VOLPUB	(640F)
2428	VOLREC	(640G)
2429	VOLART	(640H)
2430	VOLWORK	(640I)
2431	VOLPOL	(640J)
2432	VOLYOUTH	(640K)
2433	VOLFOUND	(640L)
2434	VOLINTL	(640M)
2435	VOLINFRM	(640N)
2436	VOLOTH	(640O)
2437	MONHLTH	(641A)
2438	MONEDUC	(641B)
2439	MONRELIG	(641C)
2440	MONHUMAN	(641D)
2441	MONENVIR	(641E)
2442	MONPUB	(641F)
2443	MONREC	(641G)
2444	MONART	(641H)
2445	MONWORK	(641I)
2446	MONPOL	(641J)
2447	MONYOUTH	(641K)
2448	MONFOUND	(641L)
2449	MONINTL	(641M)
2450	MONINFRM	(641N)
2451	MONOTH	(641O)
2452-2453	HRSHLTH	(642A)
2454-2455	HRSEDOC	(642B)

**INDEX TO DATA SET
(BY COLUMN NUMBER, MNEMONIC AND QUESTION NUMBER)**

COLUMN NUMBER	MNEMONIC	QUESTION NUMBER
2456-2457	HRSRELIG	(642C)
2458-2459	HRSHUMAN	(642D)
2460-2461	HRSENVIR	(642E)
2462-2463	HRSPUB	(642F)
2464-2465	HRSREC	(642G)
2466-2467	HRSART	(642H)
2468-2469	HRSWORK	(642I)
2470-2471	HRSPOL	(642J)
2472-2473	HRSYOUTH	(642K)
2474-2475	HRSFOUND	(642L)
2476-2477	HRSINTL	(642M)
2478-2479	HRSINFRM	(642N)
2480-2481	HRSOTH	(642O)
2482	GIVHLTH	(643A)
2483	GIVEDUC	(643B)
2484	GIVRELIG	(643C)
2485	GIVHUMAN	(643D)
2486	GIVENVIR	(643E)
2487	GIVPUB	(643F)
2488	GIVREC	(643G)
2489	GIVART	(643H)
2490	GIVWORK	(643I)
2491	GIVPOL	(643J)
2492	GIVYOUTH	(643K)
2493	GIVFOUND	(643L)
2494	GIVINTL	(643M)
2495	GIVINFRM	(643N)
2496	GIVOTH	(643O)
2497-2501	TOTHLTH	(644A)
2502-2506	TOTEDUC	(644B)
2507-2511	TOTRELIG	(644C)
2512-2516	TOTHUMAN	(644D)
2517-2521	TOTENVIR	(644E)
2522-2526	TOTPUB	(644F)
2527-2531	TOTREC	(644G)
2532-2536	TOTART	(644H)
2537-2541	TOTWORK	(644I)
2542-2546	TOTPOL	(644J)
2547-2551	TOTYOUTH	(644K)
2552-2556	TOTFOUND	(644L)
2557-2561	TOTINTL	(644M)
2562-2566	TOTINFRM	(644N)
2567-2571	TOTOTH	(644O)
2572-2576	VALHLTH	(645A)
2577-2581	VALEDUC	(645B)
2582-2586	VALRELIG	(645C)
2587-2591	VALHUMAN	(645D)
2592-2596	VALENVIR	(645E)
2597-2601	VALPUB	(645F)
2602-2606	VALREC	(645G)
2607-2611	VALART	(645H)
2612-2616	VALWORK	(645I)
2617-2621	VALPOL	(645J)
2622-2626	VALYOUTH	(645K)
2627-2631	VALFOUND	(645L)

COLUMN NUMBER	MNEMONIC	QUESTION NUMBER
2632-2636	VALINTL	(645M)
2637-2641	VALINFRM	(645N)
2642-2646	VALOTH	(645O)
2647	HOMELESS	(646A)
2648	NEEDYNEI	(646B)
2649	NEEDYREL	(646C)
2650	NEEDYFRD	(646D)
2651	NEEDYOTH	(646E)
2652-2653	PROBFIX1	(647)
2654-2655	PROBFIX2	(647)
2656-2657	PROBFIX3	(647)
2658-2660	PROBHLP1	(647)
2661-2663	PROBHLP2	(647)
2664-2666	PROBHLP3	(647)
2667-2668	VIGVERSN	(648)
2670	SERIOUSP	(649)
2671	CHARACTR	(650A)
2672	IMBALNCE	(650B)
2673	WAYRAISE	(650C)
2674	STRESSES	(650D)
2675	GENETICS	(650E)
2676	GODSWILL	(650F)
2677	UPSDOWNS	(651A)
2678	BREAKDWN	(651B)
2679	MENTLILL	(651C)
2680	PHYSILL	(651D)
2681	VIGLABEL	(651E)
2682	DECTREAT	(652)
2683	DECMONEY	(653)
2684	IMPRVOWN	(654)
2685	IMPRVTRT	(655)
2686	VIGNEI	(656A)
2687	VIGSOC	(656B)
2688	VIGFRND	(656C)
2689	VIGWORK	(656D)
2690	VIGGRP	(656E)
2691	VIGMAR	(656F)
2692	HURTOTH	(657)
2693	HURTSELF	(658)
2694	TLKFAM	(659A)
2695	TLKCLRGY	(659B)
2696	MEDDOC	(659C)
2697	MENTLDOC	(659D)
2698	MENTLOTH	(659E)
2699	SPHEALER	(659F)
2700	SELFHLP	(659G)
2701	OTCMED	(659H)
2702	RXMED	(659I)
2703	MENTLHOS	(659J)
2704-2705	ORTLKFAM	(660A)
2706-2707	ORTLKLCLR	(660B)
2708-2709	ORMEDDOC	(660C)
2710-2711	ORMNTLDC	(660D)
2712-2713	ORMNTLOT	(660E)
2714-2715	ORHEALER	(660F)

**INDEX TO DATA SET
(BY COLUMN NUMBER, MNEMONIC AND QUESTION NUMBER)**

COLUMN NUMBER	MNEMONIC	QUESTION NUMBER
2716-2717	ORSLFHLP	(660G)
2718-2719	OROTCMED	(660H)
2720-2721	ORRXMED	(660I)
2722-2723	ORMNTLHS	(660J)
2724	MUSTDOC	(661A)
2725	MUSTMED	(661B)
2726	MUSTHOSP	(661C)
2727	DANGRSLF	(661D)
2728	DANGROTH	(661E)
2729	MEDCARE1	(662)
2730	MEDCARE2	(662A)
2731	SPMENTL	(663)
2732	GOVMENTL	(664)
2733-2734	MNTLAS1	(665)
2735-2736	MNTLAS2	(665)
2737-2739	MNTLIMP1	(665)
2740-2742	MNTLIMP2	(665)
2743-2745	MNTLIMP3	(665)
2746-2748	MNTLSYM1	(665)
2749-2751	MNTLSYM2	(665)
2752-2754	MNTLSYM3	(665)
2755-2758	MNTLOTH	(665)
2759-2760	BRKDAS1	(666)
2761-2762	BRKDas2	(666)
2763-2765	BRKDIMP1	(666)
2766-2768	BRKDIMP2	(666)
2769-2771	BRKDIMP3	(666)
2772-2774	BRKDSYM1	(666)
2775-2777	BRKDSYM2	(666)
2778-2780	BRKDSYM3	(666)
2781-2784	BRKDOTH	(666)
2785	KNWMHOSP	(667)
2786	RELMHSP1	(668A)
2787	RELMHSP2	(668B)
2788	RELMHSP3	(668C)
2789	RELMHSP4	(668D)
2790	RELMHSP5	(668E)
2791	RELMHSP6	(668F)
2792	KNWPATNT	(669)
2793	EVBRKDOWN	(669A)
2794-2796	BRKDWY1	(669A)
2797-2799	BRKDWY2	(669A)
2800-2802	BRKDWY3	(669A)
2803-2804	BRKDDO1	(669B)
2805-2806	BRKDDO2	(669B)
2807-2808	BRKDDO3	(669B)
2809-2811	BRKDHL1	(669B)
2812-2814	BRKDHL2	(669B)
2815-2817	BRKDHL3	(669B)
2818	BRKDTIME	(669B)
2819	BRKDDUR	(669B)
2820	EVMHP	(669C)
2821-2823	MNILWHY1	(669D)
2824-2826	MNILWHY2	(669D)
2827-2829	MNILWHY3	(669D)

COLUMN NUMBER	MNEMONIC	QUESTION NUMBER
2830-2831	MNILDO1	(669E)
2832-2833	MNILDO2	(669E)
2834-2835	MNILDO3	(669E)
2836-2838	MNILHLP1	(669E)
2839-2841	MNILHLP2	(669E)
2842-2844	MNILHLP3	(669E)
2845	MNILTIME	(669E)
2846	MNILDUR	(669E)
2848-2849	PRIVPRAY	(670)
2850-2851	MEDITATE	(671)
2852	CONGHLP1	(672)
2853	CONGHLP2	(673)
2854	CONGHRM1	(674)
2855	CONGHRM2	(675)
2856	COPE1	(676A)
2857	COPE2	(676B)
2858	COPE3	(676C)
2859	COPE4	(676D)
2860	COPE5	(676E)
2861	COPE6	(676F)
2862	GODWATCH	(677)
2863	LESSPAIN	(678)
2864	RELLIFE	(679)
2865	FORGIVE1	(680A)
2866	FORGIVE2	(680B)
2867	FORGIVE3	(680C)
2868	FEELGOD	(681A)
2869	RELCMFRT	(681B)
2870	HARMONY	(681C)
2871	UNIONGOD	(681D)
2872	GODLOVE	(681E)
2873	BEAUSPRT	(681F)
2874	NOCHEER	(682A)
2875	NERVOUS	(682B)
2876	FIDGETY	(682C)
2877	HOPELESS	(682D)
2878	EFFORT	(682E)
2879	WRTHLESS	(682F)
2880	RELPERSN	(683)
2881	SPRTPRSN	(684)
2882	RELEXP	(685)
2883	NATARTS	(686)
2884	ARTGOD	(687A)
2885	ARTISTS	(687B)
2886	IRRELART	(688)
2887	IRRELOFF	(688A)
2888	AIMOFART	(689)
2889	READFICT	(690A)
2890	POPMUSIC	(690B)
2891	DRAMA	(690C)
2892	RELART	(691)
2893	VOLARTS	(692)
2894	NATLART	(693)
2895	STATEART	(693A)
2896	LOCALART	(693B)

**INDEX TO DATA SET
(BY COLUMN NUMBER, MNEMONIC AND QUESTION NUMBER)**

COLUMN NUMBER	MNEMONIC	QUESTION NUMBER
2898-2899	OCCYRS	(694)
2900	OCCTRAIN	(695A)
2901	TRAINSCH	(695B)
2902	TYPEORG	(696)
2903	WRKOTH	(697A)
2904-2905	OTHYRS	(697B)
2906	PARTORG	(697C)
2907-2908	ORGSIZE	(697D)
2909	GENDERWK	(698)
2910-2913	LOCYRS	(699)
2914	SAMEWORK	(700A)
2915-2916	SITEYRS	(700B)
2917	OTJTRAIN	(701)
2918	FORMLTRN	(702A)
2919	FORMLFIN	(702B)
2920	FORMLDYS	(702C)
2921	FORMLHRS	(702D)
2922	DOINGTRN	(703A)
2923	DOINGFIN	(703B)
2924	DOINGDYS	(703C)
2925	WOJOB	(704A)
2926	WOJOBYRS	(704B)
2927	NUMEMP	(705)
2928	HOWPAID	(706)
2929-2931	HOURLY	(707A)
2932-2935	DAILY	(707B)
2936-2939	WEEKLY	(707C)
2940-2944	MONTHLY	(707D)
2945-2950	YEARLY	(707E)
2955	TRUSTING	(708)
2956	SEENMNTL	(709)
2957	PSYCMED1	(710A)
2958	PSYCMED2	(710B)
2959	PSYCMED3	(710C)
2960	PSYCMED4	(710D)
2961	PSYCMED5	(710E)
2962	PSYCMED6	(710F)
2963	PSYCMED7	(710G)
2964	USEPSYC1	(711A)
2965	USEPSYC2	(711B)
2966	USEPSYC3	(711C)
2967	USEPSYC4	(711D)
2968	PSYCKID1	(712A)
2969	PSYCKID2	(712B)
2970	PSYCKID3	(712C)
2971	PSYCDRCT	(713A)
2972	PSYCFDOC	(713B)
2973	PSYCPSYC	(713C)
2974	HLTHIN SR	(714)
2975	DOCLIST	(715A)
2976	ANYDOC	(715B)
2977	SWITHLTH	(716)
2978	USEDMNTL	(717)
2979	MNTLCARE	(718)
2980	MNTLDIF	(719)

COLUMN NUMBER	MNEMONIC	QUESTION NUMBER
2981	MNTLDENY	(720)
2982	HMO1	(721A)
2983	HMO2	(721B)
2984	HMO3	(721C)
2985	HMO4	(721D)
2986	HMO5	(721E)
2987	HMO6	(721F)
2988	HMO7	(721G)
2989	DOC1	(722A)
2990	DOC2	(722B)
2991	DOC3	(722C)
2992	DOC4	(722D)
2993	DOC5	(722E)
2994	DOC6	(722F)
2995	DOC7	(722G)
2996	DOC8	(722H)
2997	DOC9	(722I)
2998	DOC10	(722J)
2999	DOC11	(722K)
3000	DOC12	(722L)
3001	DOC13	(722M)
3002	DOC14	(722N)
3003	DOC15	(722O)
3004	DOC16	(722P)
3005	DOC17	(722Q)
3006	DOC18	(722R)
3007	DOC19	(722S)
3008	DOC20	(722T)
3009	PROZAC	(723A)
3010	USEDPROZ	(723B)
3011	OWNPROZ	(723C)
3012-3013	PROZFOR1	(724)
3014-3015	PROZFOR2	(724)
3016-3017	PROZFOR3	(724)
3018	PROZ1	(725A)
3019	PROZ2	(725B)
3020	PROZ3	(725C)
3021	PROZ4	(725D)
3022	PROZ5	(725E)
3023	PROZ6	(725F)
3024	PROZ7	(725G)
3025	PROZ8	(725H)
3026	PROZ9	(725I)
3027	PROZSLF1	(726A)
3028	PROZSLF2	(726B)
3029	PROZSLF3	(726C)
3030	PROZSLF4	(726D)
3031	PROZKID1	(727A)
3032	PROZKID2	(727B)
3033	PROZKID3	(727C)
3034	SOCSECRT	(728)
3035	SOCSECFX	(729)
3036	SOCSECNU	(730)
3037	TERMINAL	(731)
3038	TERMECON	(732A)

**INDEX TO DATA SET
(BY COLUMN NUMBER, MNEMONIC AND QUESTION NUMBER)**

COLUMN NUMBER	MNEMONIC	QUESTION NUMBER
3039	TERMREL	(732B)
3040	TERMEMOT	(732C)
3041	TERMPAIN	(732D)
3042	TERMPAY	(732E)
3043	TRUSTFAM	(733A)
3044	TRUSTDOC	(733B)
3045	TRUSTCRT	(733C)
3046	TERMVIG	(734)
3047	RIGHTREF	(735A)
3048	NOTREAT	(735B)
3049	INSTRCTN	(735C)
3050	HOSPICE	(735D)
3051	PAINMED	(735E)
3052	DOCSUI	(735F)
3063	FAMWHTS	(736A)
3064	FAMBLKS	(736B)
3065	FAMJEWS	(736C)
3066	FAMHSPS	(736D)
3067	FAMASNS	(736E)
3068	FAIRWHTS	(737A)
3069	FAIRBLKS	(737B)
3070	FAIRJEWS	(737C)
3071	FAIRHSPS	(737D)
3072	FAIRASNS	(737E)
3073	CONTENG	(738A)
3074	CONTITL	(738B)
3075	CONTCHN	(738C)
3076	CONTJEW	(738D)
3077	CONTBLK	(738E)
3078	CONTMEX	(738F)
3079	CONTVN	(738G)
3080	CONTCUBA	(738H)
3081	CONTIRSH	(738I)
3082	CONTPR	(738J)
3083	CONTJPN	(738K)
3084	CONTMSLM	(738L)
3085	OTHLANG	(739A)
3086-3087	OTHLANG1	(739B)
3088-3089	OTHLANG2	(739C)
3090-3091	OTHBEST	(739D)
3092	SPKLANG	(739E)
3093	USELANG	(739F)
3094	GETLANG	(740)
3095	PARLANG	(741)
3096	GRANLANG	(742)
3097	LANGCOM	(743)
3098	LANGWRK	(744)
3099	ENGOFF1	(745)
3100	TWOLANG	(746A)
3101	NOBILING	(746B)
3102	ENGUUNITE	(746C)
3103	FORLANG1	(746D)
3104	ENGTHRTN	(746E)
3105	ENGVOTE	(746F)
3106	LETINHSP	(747)

COLUMN NUMBER	MNEMONIC	QUESTION NUMBER
3107	LETINASN	(748)
3108	LETINEUR	(749)
3110	IMMCRMUP	(750A)
3111	IMMNEW	(750B)
3112	IMMNOJOB	(750C)
3113-3115	USWHT	(751A)
3116-3118	USBLK	(751B)
3119-3121	USJEWS	(751C)
3122-3124	USHISP	(751D)
3125-3127	USASN	(751E)
3128-3130	USAMIND	(751F)
3131-3133	USMIXED	(752)
3134	WHTCHNG	(753A)
3135	BLKCHNG	(753B)
3135	JEWSCHNG	(753C)
3137	HISPCHNG	(753D)
3138	ASNCHNG	(753E)
3139	ETHCHNG	(754)
3140-3142	COMWHT	(755A)
3143-3145	COMBLK	(755B)
3146-3148	COMJEWS	(755C)
3149-3151	COMHISP	(755D)
3152-3154	COMASN	(755E)
3155-3157	COMAMIND	(755F)
3158	HISPPWRK	(756)
3159	KNWWHT	(757A)
3160	KNWBLK	(757B)
3161	KNWJEW	(757C)
3162	KNWHISP	(757D)
3163	KNWASN	(757E)
3164	WHTSCHL	(758A)
3165	WHTCOM	(758B)
3166	WHTREL	(758C)
3167	WHTWRK	(758D)
3168	WHTCLS	(758E)
3169	BLKSCHL	(759A)
3170	BLKCOM	(759B)
3171	BLKREL	(759C)
3172	BLKWRK	(759D)
3173	BLKCLS	(759E)
3174	JEWSSCHL	(760A)
3175	JEWSCOM	(760B)
3176	JEWSREL	(760C)
3177	JEWSWRK	(760D)
3178	JEWSCLS	(760E)
3179	HISPSCHL	(761A)
3180	HISPCOM	(761B)
3181	HISPREL	(761C)
3182	HISPPWRK	(761D)
3183	HISPCLS	(761E)
3184	ASNSCHL	(762A)
3185	ASNCOM	(762B)
3186	ASNREL	(762C)
3187	ASNWRK	(762D)

**INDEX TO DATA SET
(BY COLUMN NUMBER, MNEMONIC AND QUESTION NUMBER)**

COLUMN NUMBER	MNEMONIC	QUESTION NUMBER
3188	ASNCLS	(762E)
3189	MOSTCOM	(763)
3190	LEASTCOM	(764)
3191-3204	NEIETH1-14	(765)
3210	HSWHT	(766A)
3211	HSETH	(766B)
3222	COMPUSE	(767)
3223	WEBTV	(767A)
3214-3215	EMAILMIN	(767B)
3216-3218	EMAILHR	(767B)
3219	USEWWW	(768)
3220-3222	WWWHR	(769A)
3223-3224	WWWMIN	(769B)
3225-3227	CHATHR	(770A)
3228-3229	CHATMIN	(770B)
3240	DRCTLINK	(771A)
3241	TYPEURL	(771B)
3243	SRCHENG	(771C)
3244	BOOKMARK	(771D)
3245	CATDRCTY	(771E)
3246	HYPERLNK	(771F)
3247	FIN30	(772A)
3248	SCHL30	(772B)
3249	EDUC30	(772C)
3250	WORK30	(772D)
2351	NEWS30	(772E)
3252	GOVT30	(772F)
3253	POL30	(772G)
3254	TRAVEL30	(772H)
3255	SPORTS30	(772I)
3256	MUSIC30	(772J)
3257	ART30	(772K)
3258	TVMOV30	(772L)
3259	HEALTH30	(772M)
3260	RELIG30	(772N)
3261	GAMES30	(772O)
3262	HUMOR30	(772P)
3263	PORN30	(772Q)
3264	PERSON30	(772R)
3265	SCI30	(772S)
3266	HOBBY30	(772T)
3267	COOK30	(772U)
3274-3275	DOPOLINF	(773)
3276	WORK12	(774A)
3277	HMEFIN12	(774B)
3278	BUYINF12	(774C)
3279	BUYIT12	(774D)
3280	INVEST12	(774E)
3281	PEOPLE12	(774F)
3282	HEALTH12	(774G)
3283	TRAVEL12	(774H)
3284	LOCATE12	(774I)
3285	GAME12	(774J)
3286	NEWJOB12	(774K)
3287	CHAT12	(774L)

COLUMN NUMBER	MNEMONIC	QUESTION NUMBER
3288	POLINF12	(774M)
3289	ECON12	(775A)
3290	ABORT12	(775B)
3291	MORAL12	(775C)
3292	FORAFF 12	(775D)
3293	RACREL12	(775E)
3294	ENVIRO12	(775F)
3295	POLCAM12	(775G)
3296	GUN12	(775H)
3297	TAXES12	(775I)
3298	FE12	(775J)
3299	NEWS12	(775K)
3300	POLAGREE	(776A)
3301	POLNEUTL	(776B)
3302	POLDSAGR	(776C)
3303	PETITION	(777A)
3304	CONTACT	(777B)
3305	MEETING	(777C)
3306	POLNEW	(778A)
3307	POLCHNG	(778B)
3308	POLFORMS	(779A)
3309	POLCONF	(779B)
3310	POLALTER	(779C)
3311	POLTOUGH	(779D)
3312-3313	ARTSMIN	(780A)
3314-3316	ARTSHR	(780B)
3318	ARTSCHAT	(781)
3319	ARTSNEW	(782A)
3320	ARTSCHNG	(782B)
3321	WWWMUSIC	(783A)
3322	MUSICINF	(783B)
3323	MUSICGET	(783C)
3324	MUSICLST	(783D)
3325	MUSICBUY	(783E)
3326	WWWCLASS	(784A)
3327	WWWCNTRY	(784B)
3328	WWWGTHIC	(784C)
3329	WWWJAZZ	(784D)
3330	WWWOLDIE	(784E)
3331	WWWRAP	(784F)
3332	WWWRELIG	(784G)
3333	WWWROCK	(784H)
3334	WWWORLD	(784I)
3335	MUSICLKE	(785A)
3336	MUSICDIF	(785B)
3337	MUSICNEW	(785C)
3338	WWWART	(786A)
3339	ARTMUS1	(786B)
3340	ARTMUS2	(786C)
3341	ARTVIEW	(786D)
3342	ARTINFO	(786E)
3343	ARTMUS3	(786F)
3344	WWWLIT	(787A)
3345	LITSITE	(787B)
3346	LITGET	(787C)

**INDEX TO DATA SET
(BY COLUMN NUMBER, MNEMONIC AND QUESTION NUMBER)**

COLUMN NUMBER	MNEMONIC	QUESTION NUMBER
3347	LITAUTH	(787D)
3348	LITREAD	(787E)
3349	WWWPRSN	(788A)
3350	WWWSP	(788B)
3351	WWWGFBF	(788C)
3352	WWWCOWRK	(788D)
3353	WWWBIZ	(788E)
3354	WWWNEI	(788F)
3355	WWWFRND	(788G)
3356	WWWVOL	(788H)
3357	ONLINE	(789A)
3358	MANUAL	(789B)
3359	CALLCOMP	(789C)
3360	ASKWORK	(789D)
3361	ASKOTHER	(789E)
3362	PAYOTHER	(789F)
3363	DOONOWN	(789G)
3364	ADVSP	(790A)
3365	ADVCHLD	(790B)
3366	ADVPAR	(790C)
3367	ADVSIB	(790D)
3368	ADV FAM	(790E)
3369	ADVTCHR	(790F)
3370	ADVSTU	(790G)
3371	ADVSUP	(790H)
3372	ADVCOWRK	(790I)
3373	ADVCFRND	(790J)
3374	ADVOFRND	(790K)
3375	ADVLIB	(790L)
3376	SRCHENG1	(791A)
3377-3378	SRCHENG2	(791B)
3379	DOWNLOAD	(791C)
3380	UPLOAD	(791D)
3381	CMPVIRUS	(791E)
3385	HLTHINFO	(792)
3386	HLTHPAPR	(793A)
3387	HLTHMAG1	(793B)
3388	HLTHMAG2	(793C)
3389	HLTHDOC	(793D)
3390	HLTHFREL	(793E)
3391	HLTHTV	(793F)
3392	HLTHWWW	(793G)
3393	POLINFO	(794)
3394	POLPAPR	(795A)
3395	POLMAG1	(795B)
3396	POLMAG2	(795C)
3397	POLTV	(795D)
3398	POLFREL	(795E)
3399	POLCAMP	(795F)
3400	POLWWW	(795G)
3401	BUYINFGN	(796A)
3402	INVESTGN	(796B)
3403	TRAVELGN	(796C)
3404	PEOPLEGN	(796D)
3405	GAMEGN	(796E)

COLUMN NUMBER	MNEMONIC	QUESTION NUMBER
3406	NEWJOBGN	(796F)
3407	POLDISGN	(796G)
3408	POLINFGN	(796H)
3409	PERFRMGN	(796I)
3410	ARTGN	(796J)
3411-3414	NUMCNTCT	(797)
3415-3416	INPERSON	(798A)
3417-3417	BYPHONE	(798B)
3419-3420	LETTERS	(798C)
3421-3422	MEETINGS	(798D)
3423-3424	BYEMAIL	(798E)
3425	COMPHOME	(799A)
3426	USEHOME	(799B)
3427	NUMHOME	(799C)
3428	WWWHOME	(800A)
3429	PAYWWW	(800B)
3430	WWWLINE1	(800C)
3431	WWWLINE2	(800D)
3432-3433	ECOMMINH	(801A)
3434-3436	ECOMHRH	(801A)
3437-3438	PERMINH	(801B)
3439-3441	PERHRH	(801B)
3442-3443	WRKMINH	(801C)
3444-3446	WRKHRH	(801C)
3447-3448	EMMINH	(801D)
3449-3451	EMHRH	(801D)
3452-3453	WWWMINH	(801E)
3454-3456	WWWHRH	(801E)
3457	COMPWORK	(802)
3458-3459	JOBMINH	(803A)
3460-3462	JOBHRH	(803A)
3463-3464	INCMINW	(803B)
3465-3467	INCHRW	(803B)
3468-3469	ECOMMINW	(803C)
3470-3472	ECOMHRW	(803C)
3473-3474	PERMINW	(803D)
3475-3477	PERHRW	(803D)
3478-3479	EMMINW	(803E)
3480-3482	EMHRW	(803E)
3483-3484	WWWMINW	(803F)
3485-3487	WWWHRW	(803F)
3488	COMPOTH	(804A)
3489	COMP SCHL	(804B)
3490	COMPLIB	(804C)
3491	COMPFRI	(804D)
3492	COMPELSE	(804E)
3493	MOSTLOC	(805)
3494-3495	ECOMMINO	(806A)
3496-3498	ECOMHRO	(806A)
3499-3500	PERMINO	(806B)
3501-3503	PERHRO	(806B)
3504-3505	WRKMINO	(806C)
3506-3508	WRKHRO	(806C)
3509-3510	EMMINO	(806D)
3511-3513	EMMHRO	(806D)

**INDEX TO DATA SET
(BY COLUMN NUMBER, MNEMONIC AND QUESTION NUMBER)**

COLUMN NUMBER	MNEMONIC	QUESTION NUMBER
3514-3515	WWWMINO	(806E)
3516-3518	WWWHRO	(806E)
3519-3521	EMSENT	(807A)
3522-3524	EMSENTP	(807B)
3525-3527	EMGET	(807C)
3528-3530	EMGETP	(807D)
3531	EMWRKLOC	(807E)
3532	EMWRKAWY	(807F)
3533	EMFAMLOC	(807G)
3534	EMFAMOTH	(807H)
3535	EMFRI	(807I)
3536	EMCHURCH	(807J)
3537	EMGROUPS	(807K)
3538	TIMEKID1	(808A)
3539	TIMEKID2	(808B)
3540	TIMEKID3	(808C)
3541	TIMEKID4	(808D)
3542	SPTMKID1	(809A)
3543	SPTMKID2	(809B)
3544	SPTMKID3	(809C)
3545	SPTMKID4	(809C)
3546	KDTMKID1	(810A)
3547	KDTMKID2	(810B)
3548	KDTMKID3	(810C)
3549	KDTMKID4	(810D)
3550	KNOWKID1	(811A)
3551	KNOWKID2	(811B)
3552	KNOWKID3	(811C)
3553	KNOWKID4	(811D)
3554	HUCLEAN	(812)
3555-3556	FREEMNS1	(813A)
3557-3558	FREEMNS2	(813B)
3559-3560	FREEMNS3	(813C)
3561-3562	FREEEXP1	(814A)
3563-3564	FREEEXP2	(814B)
3565-3566	FREEEXP3	(814C)
3570	HOWFREE	(815)
3571	RHOWFREE	(816)
3572	FREENOW	(817)
3573	RFREENOW	(818)
3575	SATDEMOC	(819)
3576	LEFTLONE	(820A)
3577	NOGOVT	(820B)
3578	INPEACE	(820C)
3579	PARTPOL	(820D)
3580	CHOICE	(820E)
3581	EXPUNPOP	(820F)
3582	FREEPRSS	(821)
3583	WLTHPOV	(822)
3584	CNTRLIFE	(823)
3585	MODACT	(824A)
3586	STAIRS	(824B)
3587	DIDLESSP	(825)
3588	LIMITEDP	(826)
3589	DIDLESSE	(827)

COLUMN NUMBER	MNEMONIC	QUESTION NUMBER
3590	CRELESSE	(828)
3591	PAIN	(829)
3592	PEACEFUL	(830)
3593	ENERGY	(831)
3594	DOWNBLUE	(832)
3595	SOLACTS	(833)
3596	TREAT1	(834A)
3597	TREAT2	(834B)
3598	TREAT3	(834C)
3599	TREAT4	(834D)
3600	TREAT5	(834E)
3601	TREAT6	(834F)
3602	TREAT7	(834G)
3603	TREAT8	(834H)
3604	TREAT9	(834I)
3605	TREAT10	(834J)
3606	TREAT11	(834K)
3607-3609	WAIT1	(835A)
3610-3612	WAIT2	(835B)
3613-3615	WAIT3	(835C)
3616-3618	WAIT4	(835D)
3619-3621	WAIT5	(835E)
3622-3624	WAIT6	(835F)
3625-3627	WAIT7	(835G)
3628-3630	WAIT8	(835H)
3631-3633	WAIT9	(835I)
3634-3636	WAIT10	(835J)
3637-3639	WAIT11	(835K)
3640	DOWNQOL	(836A)
3641	DOWNFAM	(836B)
3642	DOWNCURE	(836C)
3643	DOWNRELY	(836D)
3644	DOWNFEEL	(836E)
3645	PAINQOL	(837A)
3646	PAINFAM	(837B)
3647	PAINCURE	(837C)
3648	PAINRELY	(837D)
3649	PAINFEEL	(837E)
3650	EMOTQOL	(838A)
3651	EMOTFAM	(838B)
3652	EMOTCURE	(838C)
3653	EMOTRELY	(838D)
3654	EMOTFEEL	(838E)
3655	PUBDEF	(839A)
3656	PUBECON	(839B)
3657	OBEYLAW	(840)
3658	PROTEST1	(841A)
3659	PROTEST2	(841B)
3660	PROTEST3	(841C)
3661	PROTEST4	(841D)
3662	PROTEST5	(841E)
3663	PROTEST6	(841F)
3664	REVSPEAK	(842A)
3665	REVTCH15	(842B)
3666	REVPUB	(842C)

**INDEX TO DATA SET
(BY COLUMN NUMBER, MNEMONIC AND QUESTION NUMBER)**

COLUMN NUMBER	MNEMONIC	QUESTION NUMBER
3667	RACSPEAK	(843A)
3668	RACTCH15	(843B)
3669	RACPUB	(843C)
3670	CRIMTAIL	(844A)
3671	CRIMTAP	(844B)
3672	CRIMREAD	(844C)
3673	CRIMHOLD	(844D)
3674	MANTAIL	(845A)
3675	MANTAP	(845B)
3676	MANREAD	(845C)
3677	MANHOLD	(845D)
3678	VERDICT	(846)
3679	DATABANK	(847)
3680	PROGTAX	(848)
3681	EQINCOME	(849)
3682	OPRICH	(850A)
3683	OPPROF	(850B)
3684	OPFAMILY	(850C)
3685	FECOLOP	(851)
3686	FEJOBOP	(852)
3687	FEINC	(853)
3688	FEHLPBUS	(854A)
3689	FEHLPCOL	(854B)
3690	FEHLPJOB	(854C)
3691	HSBASICS	(855A)
3692	HSSEXED	(855B)
3693	HSRESPCT	(855C)
3694	HSLIBART	(855D)
3695	HSJUDGE	(855E)
3696	HSJOBTR	(855F)
3697	HSSCI	(855G)
3698	HSCARING	(855H)
3699	HSORDER	(855I)
3700	COLOP	(856)
3701	AIDNEEDY	(857A)
3702	AIDSMART	(857B)
3703	AIDAVG	(857C)
3704	KIDDRUGS	(858A)
3705	KIDSKIPS	(858B)
3706	KIDOUT	(858C)
3707	KIDNEEDY	(858D)
3708	KIDBEAT	(858E)
3709	KIDHLTH	(858F)
3710	KIDEDPAR	(858G)
3711	KIDXFILM	(858H)
3712	BELTUP	(859A)
3713	NOSMOKE	(859B)
3714	MUSTRET	(859C)
3715	POLEFF1	(860A)
3716	POLEFF2	(860B)
3717	POLEFF3	(860C)
3718	POLEFF4	(860D)
3719	POLEFF5	(860E)
3720	POLEFF6	(860F)
3721	POLEFF7	(860G)

COLUMN NUMBER	MNEMONIC	QUESTION NUMBER
3722	POLEFF8	(860H)
3723	POLEFF9	(860I)
3724	POLEFF 10	(860J)
3725	SETWAGE	(861A)
3726	SETPRICE	(861B)
3727	CUTGOVT	(861C)
3728	MAKEJOBS	(861D)
3729	LESSREG	(861E)
3730	HLPHITEC	(861F)
3731	SAVEJOBS	(861G)
3732	CUTHOURS	(861H)
3733	SPENVIRO	(862A)
3734	SPHLTH	(862B)
3735	SPPOLICE	(862C)
3736	SPSCHOOL	(862D)
3737	SPARMS	(862E)
3738	SPRETIRE	(862F)
3739	SPUNEMP	(862G)
3740	SPARTS	(862H)
3741	INCTAX	(863)
3742	BUSTAX	(864)
3743	INFLJOBS	(865)
3744	LABORPOW	(866)
3745	BUSPOW	(867)
3746	GOVTPOW	(868)
3747	OWNPOWER	(869A)
3748	OWNMASS	(869B)
3749	OWNSTEEL	(869C)
3750	OWNBANKS	(869D)
3751	OWNAUTOS	(869E)
3752	JOBSALL	(870A)
3753	PRICECON	(870B)
3754	HLTHCARE	(870C)
3755	AIDOLD	(870D)
3756	AIDINDUS	(870E)
3757	AIDUNEMP	(870F)
3758	EQUALIZE	(870G)
3759	AIDCOL	(870H)
3760	AIDHOUSE	(870I)
3761	PROTSTRS	(871A)
3762	REVOLTRS	(871B)
3763	RACISTS	(871C)
3764	UNIONSOC	(872)
3765	POLINT	(873)
3766	RPRTST1	(873A)
3767	RPRTST3	(873B)
3768	RPRTST15	(874A)
3769	RPRTST35	(874B)
3770	GRNLAWS	(875)
3771	POLEFF 11	(876A)
3772	POLEFF 12	(876B)
3773	POLEFF 13	(876C)
3774	POLEFF 14	(876D)
3775	POLEFF 15	(876E)
3776	POLEFF 16	(876F)

**INDEX TO DATA SET
(BY COLUMN NUMBER, MNEMONIC AND QUESTION NUMBER)**

COLUMN NUMBER	MNEMONIC	QUESTION NUMBER
3777	POLEFF 17	(876G)
3778	DEMWORKS	(877)
3779	TAXSPEND	(878)
3780	RUNPOWER	(879A)
3781	RUNHOSP	(879B)
3782	RUNBANKS	(879C)
3783	CUTDEBT	(880)
3784	MALIVE	(881)
3785-3786	MAVISIT	(881A)
3787-3788	MATIME	(881B)
3789	MACALL	(881C)
3790	PALIVE	(882)
3791-3792	PAVISIT	(882A)
3793-3794	PATIME	(882B)
3795	PACALL	(882C)
3796	SISNUM	(883)
3797-3798	SISVISIT	(883A)
3799-3800	SISTIME	(883B)
3801	SISCALL	(883C)
3802	BRONUM	(884)
3803-3804	BROVISIT	(884A)
3805-3806	BROTIME	(884B)
3807	BROCALL	(884C)
3808	DAUNUM	(885)
3809-3810	DAUVISIT	(885A)
3811-3812	DAUTIME	(885B)
3813	DAUCALL	(885C)
3814	SONNUM	(886)
3815-3816	SONVISIT	(886A)
3817-3818	SONTIME	(886B)
3819	SONCALL	(886C)
3820	POSSLQ	(887)
3821-3822	GRPARNUM	(888A)
3823-3824	GRKIDNUM	(888B)
3825-3826	UNAUNUM	(888C)
3827-3828	INLAWNUM	(888D)
3829-3830	RELNUM	(888E)
3831-3832	RELMOST	(889)
3833-3834	RELVISIT	(889A)
3835-3836	RELTIME	(889B)
3837	RELCALL	(889C)
3841-3842	FRINUM	(890)
3843-3844	FRIWORK	(890A)
3845-3846	FRINEIGH	(890B)
3847	FRISEX	(890C)
3848-3849	FRIVISIT	(890D)
3850-3851	FRITIME	(890E)
3852	FRICALL	(890F)
3853-3854	CHORES1	(891A)
3855-3856	CHORES2	(891B)
3857-3858	SICK1	(892A)
3859-3860	SICK2	(892B)
3861-3862	BORROW1	(893A)
3863-3864	BORROW2	(893B)
3865-3866	UPSET1	(894A)

COLUMN NUMBER	MNEMONIC	QUESTION NUMBER
3867-3868	UPSET2	(894B)
3869-3870	DOWN1	(895A)
3871-3872	DOWN2	(895B)
3873-3874	CHANGE1	(896A)
3875-3876	CHANGE2	(896B)
3877-3878	LIVECOM	(897)
3879-3880	LIVEHOME	(898)
3881	OPWLTH	(899A)
3882	OPPARED	(899B)
3883	OPEDUC	(899C)
3884	OPAMBIT	(899D)
3885	OPABLE	(899E)
3886	OPHRDWRK	(899F)
3887	OPKNOW	(899G)
3888	OPCLOUT	(899H)
3889	OPRACE	(899I)
3900	OPRELIG	(899J)
3901	OPREGION	(899K)
3902	OPSEX	(899L)
3903	OPPOL	(899M)
3904	GOODLIFE	(900)
3905	INCETIV	(901)
3906	INEQUAL1	(902A)
3907	INEQUAL2	(902B)
3908	INEQUAL3	(902C)
3909	INEQUAL4	(902D)
3910	INEQUAL5	(902E)
3911	INEQUAL6	(902F)
3912	INEQUAL7	(902G)
3913-3918	PAYMASON	(903A)
3919-3924	PAYDOC	(903B)
3925-3930	PAYCLERK	(903C)
3931-3936	PAYOWNER	(903D)
3937-3942	PAYEXEC	(903E)
3943-3948	PAYSKILL	(903F)
3949-3954	PAYFARM	(903G)
3955-3960	PAYSEC	(903H)
3961-3966	PAYBUS	(903I)
3967-3972	PAYUNSKL	(903J)
3983-3988	PAYCABNT	(903K)
3989-3994	PAYLAW	(903L)
3995-4000	PAYSALLES	(903M)
4001-4006	PAYFCTRY	(903N)
4007-4012	PAYJUDGE	(903O)
4013-4018	PAYROCC	(903P)
4029-4034	GIVMASON	(904A)
4035-4040	GIVDOC	(904B)
4041-4046	GIVCLERK	(904C)
4047-4052	GIVOWNER	(904D)
4053-4058	GIVEXEC	(904E)
4059-4064	GIVSKILL	(904F)
4065-4070	GIVFARM	(904G)
4071-4076	GIVSEC	(904H)
4077-4082	GIVBUS	(904I)
4083-4088	GIVUNSKL	(904J)

**INDEX TO DATA SET
(BY COLUMN NUMBER, MNEMONIC AND QUESTION NUMBER)**

COLUMN NUMBER	MNEMONIC	QUESTION NUMBER
4089-4094	GIVCABNT	(904K)
4095-4100	GIVLAW	(904L)
4101-4106	GIVSALES	(904M)
4107-4112	GIVFCTRY	(904N)
4113-4118	GIVJUDGE	(904O)
4119-4124	GIVROCC	(904P)
4125	INCGAP	(905A)
4126	GOVEQINC	(905B)
4127	GOVEDOP	(905C)
4128	GOVJOBS	(905D)
4129	GOVLESS	(905E)
4130	GOVUNEMP	(905F)
4131	GOVMINC	(905G)
4132	TAXRICH	(906A)
4133	TAXMID	(906B)
4134	TAXPOOR	(906C)
4135	TAXSHARE	(907)
4136	CONWLTH	(908A)
4137	CONCLASS	(908B)
4138	CONJOBS	(908C)
4139	CONUNION	(908D)
4140	CONURBAN	(908E)
4141	CONSOC	(908F)
4142	CONAGE	(908G)
4143	OCCMOBIL	(909)
4144-4145	PAJOB	(910)
4146	PASLF	(910A)
4147-4148	FIRSTJOB	(911)
4149	FIRSTSLF	(911A)
4150-4151	LASTJOB	(912)
4152	LASTSLF	(912A)
4153	REWRDEFF	(913A)
4154	REWRDINT	(913B)
4155	CORRUPT	(913C)
4156	EARNDES	(914)
4157	LDCGAP	(915A)
4158	LDCTAX	(915B)
4159	RICHLTH	(916A)
4160	RICHEDUC	(916B)
4161	PAYRESP	(917A)
4162	PAYEDUC	(917B)
4163	PAYSUP	(917C)
4164	PAYFAM1	(917D)
4165	PAYCHILD	(917E)
4166	PAYDOWEL	(917F)
4167	PAYHARD	(917G)
4168	JUSTPAY	(918)
4169	SOCTYPE1	(919)
4170	SOCTYPE2	(920)
4171	FAMRNK	(921A)
4172	UNSKLRNK	(921B)
4173	EXECRNK	(921C)
4174	PASUP	(922)
4175-4176	BOOKS16	(923)
4178	MAWRKWRM	(924A)

COLUMN NUMBER	MNEMONIC	QUESTION NUMBER
4179	KIDSUFFR	(924B)
4180	FAMSUFFR	(924C)
4181	HAPIFWRK	(924D)
4182	HOMEKID	(924E)
4183	HOUSEWRK	(924F)
4184	FEJOBIND	(924G)
4185	TWOINCS	(924H)
4186	HUBBYWRK	(924I)
4187	ILIKEJOB	(924J)
4188	WRKNOKID	(925A)
4189	WRKBABY	(925B)
4190	WRKSCH	(925C)
4191	WRKGROWN	(925D)
4192	DAYCARE1	(926A)
4193	DAYCARE2	(926B)
4194	DAYCARE3	(926C)
4195	DAYCARE4	(926D)
4196	DAYCARE5	(926E)
4197	FEMARRY	(927)
4198	MEMARRY	(928)
4199	MARHAPPY	(929A)
4200	MARFREE	(929B)
4201	MARFIN	(929C)
4202	MARKIDS	(929D)
4203	MARNOMAR	(929E)
4204	MARLEGIT	(929F)
4205	MARMAKID	(929G)
4206	MARPAKID	(929H)
4207	MARDIV	(929I)
4208	MARHOMO	(929J)
4209	NUMKIDS	(930)
4210	NOKIDS	(931A)
4211	ONEKID	(931B)
4212	TOWKIDS	(931C)
4213	THREKIDS	(931D)
4214	FOURKIDD	(931E)
4215	KIDTRBLE	(932A)
4216	KIDJOY	(932B)
4217	KIDNOFRE	(932C)
4218	KIDLESS	(932D)
4219	KIDFIN	(932E)
4220	KIDEMPTY	(932F)
4221	DIVNOW	(933)
4222	DIVNOKID	(934)
4223	DIVIFKID	(935)
4224	DIVKIDS	(936)
4225	DIVWIFE	(937)
4226	DIVHUBBY	(938)
4227	MAWORK14	(939)
4228	EVDIV	(940)
4229	SPEVDIV	(941)
4230	COHABIT	(942)
4231	RWRKNOKD	(943A)
4232	RWRKBABY	(943B)
4233	RWRKSCH	(943C)

**INDEX TO DATA SET
(BY COLUMN NUMBER, MNEMONIC AND QUESTION NUMBER)**

COLUMN NUMBER	MNEMONIC	QUESTION NUMBER
4234	RWRKGRWN	(943D)
4235	EARNSMOR	(944)
4236	FEWRKSUP	(945)
4237	HUBBYWK1	(946A)
4238	MRMOM	(946B)
4239	MEOVRWRK	(946C)
4240	SINGLPAR	(947A)
4241	COHABOK	(947B)
4242	COHABFST	(947C)
4243	DIVBEST	(948)
4244	DIVIFKD1	(949A)
4245	DIVNOKD1	(949B)
4246	LIVNOWED	(950)
4247	MAPAID	(951A)
4248	CHLDCARE	(951B)
4249	ABCHOOSE	(951C)
4250	TEensex1	(952)
4251	SEXHAR	(953)
4252	FAMBUDGT	(954)
4253	LAUNDRY	(955A)
4254	REPAIRS	(955B)
4255	CARESICK	(955C)
4256	SHOPFOOD	(955D)
4257	DINNER	(955E)
4258	SPWKNOKD	(956A)
4259	SPWKBABY	(956B)
4260	SPWRKSCH	(956C)
4261	SPWKGRWN	(956D)
4262	TIMEPDWK	(957A)
4263	TIMEHHWK	(957B)
4264	TIMEFAM	(957C)
4265	TIMEFRND	(957D)
4266	TIMLEIS	(957E)
4267	TIMERELX	(957F)
4268	WRKEARN	(958A)
4269	WRKENJOY	(958B)
4270	WRKIMP	(958C)
4271	HW DUTIES	(959)
4272	YRSFIRM	(960A)
4273	DOWELL	(960B)
4274	EXPERNC	(960C)
4275	PAYSAME	(960D)
4276	AGEEMP	(960E)
4277	SEXEMP	(960F)
4278	FAMRESP	(960G)
4279	EDUCEMP	(960H)
4280	DK	(960I)
4281	BOSSWRKS	(961A)
4282	STRNGUN	(961B)
4283	SECJOB	(962A)
4284	HIINC	(962B)
4285	PROMOTN	(962C)
4286	LEISURE	(962D)
4287	INTJOB	(962E)
4288	WRKINDP	(962F)

COLUMN NUMBER	MNEMONIC	QUESTION NUMBER
4289	HLPOTHS	(962G)
4290	HLPsoc	(962H)
4291	FLEXHRS	(962I)
4292	UNPEOPLE	(963A)
4293	UNMONEY	(963B)
4294	UNSLFCON	(963C)
4295	UNRESPECT	(963D)
4296	UNFAMTEN	(963E)
4297	UNJOBEXP	(963F)
4298	UNBORED	(963G)
4299	UNDK	(963H)
4300	EMPSELF	(964A)
4301	SMALLBIG	(964B)
4302	INDUSOTH	(964C)
4303	PRIVGOVT	(964D)
4304	WORKWEEK	(965)
4305	WANTJOB	(966)
4306	FINDJOB	(967)
4307	IWRKHARD	(968)
4308	HRSMONEY	(969)
4309	RYRSFIRM	(970A)
4310	RDOWELL	(970B)
4311	RPAYSAME	(970C)
4312	REXPERNC	(970D)
4313	RAGEEMP	(970E)
4314	RFAMRESP	(970F)
4315	REDUCEMP	(970G)
4316	RDK	(970H)
4317	RSECJOB	(971A)
4318	RHIINC	(971B)
4319	RPROMOTN	(971C)
4320	RLEISURE	(971D)
4321	RINTJOB	(971E)
4322	RWRKINDP	(971F)
4323	RHLPOTHS	(971G)
4324	RHLPSOC	(971H)
4325	RFLEXHRS	(971I)
4326	XHAUSTN	(972A)
4327	PHYSWRK	(972B)
4328	STRESS	(972C)
4329	BOREDOM	(972D)
4330	DANGER	(972E)
4331	UNHLTHY	(972F)
4332	UNPLEZNT	(972G)
4333	PLANWRK	(973)
4334	FINDWORK	(974)
4335	BOSSEMP	(975A)
4336	COWRKERS	(975B)
4337	JOBSAT	(976)
4338	SUPERVIS	(977)
4339-4340	SUPNUM	(978)
4341	MOONLITE	(979)
4342-4344	OTHHRS	(980)
4345	NUMSITES	(981)
4346	LOCALNUM	(982)

**INDEX TO DATA SET
(BY COLUMN NUMBER, MNEMONIC AND QUESTION NUMBER)**

COLUMN NUMBER	MNEMONIC	QUESTION NUMBER
4347	TOTALNUM	(983)
4348	EMPLOYER	(984)
4349	NUMEMPL Y	(985)
4352	PAYDOJOB	(986A)
4353	PAYFAM	(986B)
4354	PAYEDUC	(986C)
4355	PAYTIME	(986D)
4356	TECHJOBS	(987)
4358	TECHWORK	(988)
4359	WANTJOB1	(989)
4360	WORKNOW	(990)
4361	SETHOURS	(991)
4362	PLACEWRK	(992)
4363	WKTENURE	(993)
4364	USES KILL	(994)
4365	EDCSKILL	(995A)
4366	JOBSKILL	(996B)
4367	HELPPORG1	(997A)
4368	PRIDEORG	(997B)
4369	CHNGWORK	(997C)
4370	STAYORG3	(997D)
4371	PROUDWRK	(997E)
4372	ABSENT	(998)
4373	LEAVEJOB	(999)
4374	WORRYJOB	(1000)
4375	EVJOB	(1001)
4376	YRJOBEND	(1002)
4377	WHYJBEND	(1003)
4378-4379	WANTJOB2	(1004)
4380	GETJOB	(1005)
4381	LOOKJOB	(1006)
4382	PUBAGNCY	(1007A)
4383	PRIAGNCY	(1007B)
4384	WANTADS	(1007C)
4385	ADFORJOB	(1007D)
4386	APPEMPS	(1007E)
4387	ASKHELP	(1007F)
4388	ECONSUP	(1008)
4389	HAPUNHAP	(1009)
4390	STIFFPUN	(1010A)
4391	DEATHPEN	(1010B)
4392	PREMARS1	(1011A)
4393	XMARSEX1	(1011B)
4394	HOMOSEX1	(1011C)
4395	ABDEFCT1	(1012A)
4397	ABPOOR1	(1012B)
4398	ABDEFCTW	(1013A)
4399	ABPOORW	(1013B)
4400	TAXCHEAT	(1014A)
4401	GOVCHEAT	(1014B)
4402	CONCONG	(1015A)
4403	CONBIZ	(1015B)
4404	CONGOVT	(1015C)
4405	CONCHURH	(1015D)
4406	CONCOURT	(1015E)

COLUMN NUMBER	MNEMONIC	QUESTION NUMBER
4407	CONSCHLS	(1015F)
4408	POLSGOD	(1016A)
4409	CLERGVTE	(1016B)
4410	RELIGPUB	(1016C)
4411	CLERGGOV	(1016D)
4412	CHURHPOW	(1017)
4413	GODCHNGE	(1018)
4414	AFTERLIF	(1019A)
4415	DEVIL	(1019B)
4416	HEAVEN	(1019C)
4417	HELL	(1019D)
4418	MIRACLE S	(1019E)
4419	BIBLE1	(1020)
4420	THEISM	(1021A)
4421	FATALISM	(1021B)
4422	GODMEAN S	(1021C)
4423	NIHILISM	(1021D)
4424	PREDETER	(1021E)
4425	EGOMEAN S	(1021F)
4426	OWNFATE	(1021G)
4427	RELEXP	(1022)
4428	MARELKID	(1023)
4429-4433	MADENKID	(1023A)
4434	PARELKID	(1024)
4435-4439	PADENKID	(1024A)
4440	RELIGKID	(1025)
4441-4445	DENKID	(1025A)
4446	RELIGSP	(1026)
4447-4451	DENSP	(1026A)
4452-4453	ATTENDMA	(1027)
4454-4455	ATTENDPA	(1028)
4456-4457	ATTEND12	(1029)
4458-4459	PRAYFREQ	(1030)
4460-4461	RELACTIV	(1031)
4462	FEELREL	(1032)
4464	SCHLPRAY	(1033)
4465	GODRIGHT	(1034A)
4466	SOCRIGHT	(1034B)
4467	PERRIGHT	(1034C)
4468	ANTIREL	(1035)
4469	BEFAIR	(1036)
4470	CANTRUST	(1037)
4471	TRUSTSCI	(1038)
4472	RELIGCON	(1039A)
4473	RELIGINT	(1039B)
4474	RELIGINF	(1039C)
4475	VOLWKPOL	(1040A)
4476	VOLWKCHR	(1040B)
4477	VOLWKREL	(1040C)
4478	VOLWKOTH	(1040D)
4479	RELTRUTH	(1041)
4480	CARRIGHT	(1042A)
4481	CARDO	(1042B)
4485	OBETHNK	(1043)
4486	PRIVENT	(1044)

**INDEX TO DATA SET
(BY COLUMN NUMBER, MNEMONIC AND QUESTION NUMBER)**

COLUMN NUMBER	MNEMONIC	QUESTION NUMBER
4487	POSTMAT1	(1045A)
4488	POSTMAT2	(1045B)
4489	SCIFAITH	(1046A)
4490	HARMGOOD	(1046B)
4491	SCIWORSE	(1046C)
4492	SCIGRN	(1046D)
4493	GRNECON	(1047A)
4494	HARMSGRN	(1047B)
4495	ANRIGHTS	(1047C)
4496	RESNATUR	(1047D)
4497	GRNPROG	(1048A)
4498	NATURPAX	(1048B)
4499	GRWTHHELP	(1048C)
4500	ANTESTS	(1048D)
4501	NATURWAR	(1048E)
4502	GRWTHARM	(1048F)
4503	NATURGOD	(1049)
4504	GRNPRICE	(1050A)
4505	GRNTAXES	(1050B)
4506	GRNSOL	(1050C)
4507	TOODIFME	(1051A)
4508	IHLPGRN	(1051B)
4509	SCITEST1	(1052A)
4510	SCITEST2	(1052B)
4511	SCITEST3	(1052C)
4512	SCITEST4	(1052D)
4513	SCITEST5	(1052E)
4514	GRNTEST1	(1053A)
4515	GRNTEST2	(1053B)
4516	GRNTEST3	(1053C)
4517	GRNTEST4	(1053D)
4518	GRNTEST5	(1053E)
4519	GRNTEST6	(1053F)
4520	GRNTEST7	(1053G)
4521	CARSGEN	(1054A)
4522	CARSFAM	(1054B)
4523	CARSTEN	(1054C)
4524	NUKEGEN	(1055A)
4525	NUKEFAM	(1055B)
4526	INDUSGEN	(1056A)
4527	INDUSFAM	(1056B)
4528	CHEMGEN	(1057A)
4529	CHEMFAM	(1057B)
4530	WATERGEN	(1058A)
4531	WATERFAM	(1058B)
4532	TEMPGEN	(1059A)
4533	TEMPFAM	(1059B)
4534	PUBDECID	(1060A)
4535	BUSDECID	(1060B)
4536	RECYCLE	(1061A)
4537	CHEMFREE	(1061B)
4538	NOMEAT	(1061C)
4539	DRIVLESS	(1061D)
4540	GRNGROUP	(1062)
4541	GRNSIGN	(1063A)

COLUMN NUMBER	MNEMONIC	QUESTION NUMBER
4542	GRNMONEY	(1063B)
4543	GRNDEMO	(1063C)
4544	COMTYPE	(1064)
4550	POPGRWTH	(1065)
4551	IMPGRN	(1066A)
4552	OTHSSAME	(1066B)
4553	GRNEXAGG	(1066C)
4554	GENEGEN	(1067)
4555	AMPROGRN	(1068)
4556	BIZPEOP	(1069A)
4557	GOVTBIZ	(1069B)
4558	PEOPGOVT	(1069C)
4559	GRNINTL	(1070A)
4560	LDCGRN	(1070B)
4561	ECONGRN	(1070C)
4562	NUKEACC	(1071)
4563	INFOBIZ	(1072A)
4564	INFOGRN	(1072B)
4565	INFOGOVT	(1072C)
4566	INFONEWS	(1072D)
4567	INFOTV	(1072E)
4568	INFOCOL	(1072F)
4570	CLSENEI	(1073A)
4571	CLSETOWN	(1073B)
4572	CLSESTAT	(1073C)
4573	CLSEUSA	(1073D)
4574	CLSENOAM	(1073E)
4575	MOVENEI	(1074A)
4576	MOVETOWN	(1074B)
4577	MOVESTAT	(1074C)
4578	MOVEUSA	(1074D)
4579	MOVENOAM	(1074E)
4580	ONENATN	(1075)
4581	AMBORNIN	(1076A)
4582	AMCIT	(1076B)
4583	AMLIVED	(1076C)
4584	AMENGLSH	(1076D)
4585	AMCHRSTN	(1076E)
4586	AMGOVT	(1076F)
4587	AMFEEL	(1076G)
4588	AMCITIZN	(1077A)
4589	AMSHAMED	(1077B)
4590	BELIKEUS	(1077C)
4591	AMBETTER	(1077D)
4592	IFWRONG	(1077E)
4593	AMSPORTS	(1077F)
4594	PROUDDEM	(1078A)
4595	PROUDPOL	(1078B)
4596	PROUDECO	(1078C)
4597	PROUDSSS	(1078D)
4598	PROUDSCI	(1078E)
4599	PROUDSPT	(1078F)
4600	PROUDART	(1078G)
4601	PROUDMIL	(1078H)
4602	PROUDHIS	(1078I)

**INDEX TO DATA SET
(BY COLUMN NUMBER, MNEMONIC AND QUESTION NUMBER)**

COLUMN NUMBER	MNEMONIC	QUESTION NUMBER
4603	PROUDGRP	(1078J)
4604	IMPORTS	(1079A)
4605	WRLDGOVT	(1079B)
4606	FORLANG	(1079C)
4607	AMOWNWAY	(1079D)
4608	FORLAND	(1079E)
4609	AMTV	(1079F)
4610	AMCULT	(1080A)
4611	MINCULT	(1080B)
4612	MELTPOT1	(1081)
4613	IMMCRIME	(1082A)
4614	IMMAMECO	(1082B)
4615	IMMJOB	(1082C)
4616	IMMIDEAS	(1082D)
4617	LETINI	(1083)
4618	REFUGEE	(1084)
4619	RES161	(1085)
4620-4621	LIVECOM1	(1086)
4622	ABROAD	(1087)
4623-4624	SPKHOME1	(1088)
4625-4626	SPKHOME2	(1088)
4627-4628	SPKLANG1	(1089)
4629-4630	SPKLANG2	(1089)
4631-4632	SPKLANG3	(1089)
4633	CITIZEN	(1090A)
4634	PARCIT	(1090B)
4635	ETHCLOSE	(1091)
4636	NAFTA1	(1092)
4637	NAFTA2	(1093)
4638	EXCLDIMM	(1094)
4643	FORBDCOM	(1095A)
4644	FORBDRAC	(1095B)
4645	FORBDMAR	(1095C)
4646	ALLOWCOM	(1095D)
4647	ALLOWRAC	(1095E)
4648	ALLOWMAR	(1095F)
4649	CIDEKNEW	(1096)
4650-4651	CIDEWHO	(1097)
4652	CIDEXSEX	(1098A)
4653	CIDEAGE	(1098B)
4654	CIDERACE	(1098C)
4655-4656	CIDEREG	(1098D)
4657-4658	CIDEWHO2	(1099)
4659	CIDEXSEX2	(1100A)
4660	CIDEAGE2	(1100B)
4661	CIDERAC2	(1100C)
4662-4663	CIDEREG2	(1100D)
4664-4665	CIDEWHO3	(1101)
4666	CIDEXSEX3	(1102A)
4668	CIDEAGE3	(1102B)
4669	CIDERAC3	(1102C)
4670-4671	CIDEREG3	(1102D)
4672	AIDSKNOW	(1103)
4673-4674	AIDSWHO	(1104)
4675	AIDSDEAD	(1105A)

COLUMN NUMBER	MNEMONIC	QUESTION NUMBER
4676	AIDSSEX	(1105B)
4677	AIDSAGE	(1105C)
4678	AIDSRACE	(1105D)
4679-4680	AIDSREG	(1105E)
4681-4682	AIDSWHO2	(1106)
4683	AIDSDED2	(1107A)
4684	AIDSSEX2	(1107B)
4685	AIDSAGE2	(1107C)
4686	AIDSRAC2	(1107D)
4687-4688	AIDSREG2	(1107E)
4689-4690	AIDSWHO3	(1108)
4691	AIDSDED3	(1109A)
4692	AIDSSEX3	(1109B)
4694	AIDSAGE3	(1109C)
4695	AIDSRAC3	(1109D)
4696-4697	AIDSREG3	(1109E)
4701	SUIKNEW	(1110)
4702-4703	SUIWHO	(1111)
4704	SUISEX	(1112A)
4705	SUIAGE	(1112B)
4706	SUIRACE	(1112C)
4707-4708	SUIREG	(1112D)
4709-4710	SUIWHO2	(1113)
4711	SUISEX2	(1114A)
4712	SUIAGE2	(1114B)
4713	SUIRAC2	(1114C)
4714-4715	SUIREG2	(1114D)
4716-4717	SUIWHO3	(1115)
4718	SUISEX3	(1116A)
4719	SUIAGE3	(1116B)
4720	SUIRAC3	(1116C)
4721-4722	SUIREG3	(1116D)
4723	AIDSSCH	(1117A)
4724	AIDSADS	(1117B)
4725	AIDSINSR	(1117C)
4726	AIDSHLTH	(1117D)
4727	AIDSMAR	(1118A)
4728	AIDSSXED	(1118B)
4729	AIDSIDS	(1118C)
4730	AIDSFARE	(1118D)
4731-4732	PARTNERS	(1119)
4733	MATESEX	(1120)
4734	FRNDSEX	(1121A)
4735	ACQNTSEX	(1121B)
4736	PIKUPSEX	(1121C)
4737	PAIDSEX	(1121D)
4738	OTHERSEX	(1121E)
4739	SEXSEX	(1122)
4740	SEXFREQ	(1123)
4742	SEXFREQ1	(1124)
4743-4744	SEXFREQ2	(1125)
4745-4747	NUMWOMEN	(1126)
4748-4750	NUMMEN	(1127)
4751-4753	PARTOPEN	(1128)
4754-4756	PARTOPN5	(1129)

**INDEX TO DATA SET
(BY COLUMN NUMBER, MNEMONIC AND QUESTION NUMBER)**

COLUMN NUMBER	MNEMONIC	QUESTION NUMBER
4757-4758	PARTNRS5	(1130)
4759	SEXSEX5	(1131)
4760	EVPAIDSX	(1132)
4761	EVSTRAY	(1133)
4762	CONDOM	(1134)
4763	RELATSEX	(1135)
4764	EVIDU	(1136)
4765	IDU30	(1137)
4766	EVCRAK	(1138)
4767	CRACK30	(1139)
4768-4769	SIBORDER	(1140)
4770	GENETEST	(1141A)
4771	GENETST1	(1141B)
4772	GENEGOOD	(1142A)
4773	GENEGOO1	(1142B)
4774	GENESELF	(1143)
4775	GENEABRT	(1144)
4776-4777	GENEDEF 1	(1145A)
4778-4779	GENEDEF 2	(1145B)
4780-4781	GENEDEF 3	(1145C)
4782	PARHARDR	(1146A)
4783	PARWORSE	(1146B)
4784	PARRGHT	(1146C)
4785	PARWHERE	(1146D)
4786	PARFIN	(1146E)
4787	PARGOVT	(1146F)
4788	PARTIME	(1146G)
4789	PARWORK	(1146H)
4790	PARTAXES	(1146I)
4791	ROLEMA	(1147A)
4792	ROLEPA	(1147B)
4793	ROLEGP	(1147C)
4794	ROLECCP	(1147D)
4795	ROLECHR	(1147E)
4796	ROLECLRG	(1147F)
4797	CHLDEDUC	(1148A)
4798	CHLDLOVE	(1148B)
4799	CHLDSAFE	(1148C)
4800	CHLDMORL	(1148D)
4801	CHLDSUP	(1148E)
4802	CHLDHOME	(1148F)
4803	CHLDHLTH	(1148G)
4804	CHLDSKLS	(1148H)
4805	CHLDTIME	(1148I)
4806	INFFILMS	(1149A)
4807	INFPUPTV	(1149B)
4808	INFNETTV	(1149C)
4809	INFADSTV	(1149D)
4810	INFMUSIC	(1149E)
4811	SPPREGNT	(1150A)
4812	SPHLTHKD	(1150B)
4813	SPHEADST	(1150C)
4814	SPPOORKD	(1150D)
4815	SPWRKPAR	(1150E)
4816	SPHOME KD	(1150F)

COLUMN NUMBER	MNEMONIC	QUESTION NUMBER
4817	SPDSABKD	(1150G)
4818	SPDRUGS	(1150H)
4819	SPFOODKD	(1150I)
4820	SPPILL	(1150J)
4821-4823	PROB1	(1151A)
4824-4826	PROB2	(1151B)
4827-4829	PROB3	(1151C)
4830-4832	PROB4	(1151D)
4833	HLTH1	(1152A)
4834	HLTH2	(1152A)
4835	HLTH3	(1152A)
4836	HLTH4	(1152A)
4837	HLTH5	(1152A)
4838	HLTH6	(1152A)
4839	HLTH7	(1152A)
4840	HLTH8	(1152A)
4841	HLTH9	(1152A)
4843	WORK1	(1152B)
4844	WORK2	(1152B)
4845	WORK3	(1152B)
4846	WORK4	(1152B)
4847	WORK5	(1152B)
4848	WORK6	(1152B)
4849	WORK7	(1152B)
4850	WORK8	(1152B)
4851	WORK9	(1152B)
4852	FINAN1	(1152C)
4853	FINAN2	(1152C)
4854	FINAN3	(1152C)
4855	FINAN4	(1152C)
4856	FINAN5	(1152C)
4857	HRDSHP1	(1152D)
4858	HRDSHP2	(1152D)
4859	HRDSHP3	(1152D)
4860	HRDSHP4	(1152D)
4861	HRDSHP5	(1152D)
4862	HRDSHP6	(1152D)
4863	HRDSHP7	(1152D)
4864	FAMPER1	(1152E)
4865	FAMPER2	(1152E)
4866	FAMPER3	(1152E)
4867	FAMPER4	(1152E)
4868	FAMPER5	(1152E)
4869	LAW1	(1152F)
4870	LAW2	(1152F)
4871	LAW3	(1152F)
4872	LAW4	(1152F)
4873	LAW5	(1152F)
4874	LAW6	(1152F)
4875	LAW7	(1152F)
4876	LIVE1	(1152G)
4877	LIVE2	(1152G)
4878	LIVE3	(1152G)
4879	LIVE4	(1152G)
4880	OTH1	(1152H)

**INDEX TO DATA SET
(BY COLUMN NUMBER, MNEMONIC AND QUESTION NUMBER)**

COLUMN NUMBER	MNEMONIC	QUESTION NUMBER
4881	OTH2	(1152H)
4882	OTH3	(1152H)
4883	OTH4	(1152H)
4884	OTH5	(1152H)
4885-4887	EXTRA1	(1152I)
4888-4890	EXTRA2	(1152I)
4891	POVLINE	(1153A)
4892	INCDEF	(1153B)
4893-4898	REALINC	(1154)
4899-4904	REALRNC	(1155)
4905-4908	MINFOUR	(1156)
4909-4912	MINFOOD	(1157)
4913-4916	MINTHREE	(1158)
4919	SECTECH	(1159)
4920	SECDOCS	(1160)
4921	RPTCO WRK	(1161)
4922	ASKFINAN	(1162A)
4923	ASKCRIME	(1162B)
4924	ASKDRUGS	(1162C)
4925	ASKMENTL	(1162D)
4926	ASKFORGN	(1162E)
4927	ASKDRINK	(1162F)
4928	ASKSEXOR	(1162G)
4929	ASKFRBIZ	(1162H)
4930	ASKFRTRV	(1162I)
4931	ASKCOMP	(1162J)
4932	SECPRVCY	(1163)
4933	SEC DIPLO	(1164A)
4934	SECMILOP	(1164B)
4935	SECTERR	(1164C)
4936	SECBUDGT	(1164D)
4937	CHKFINAN	(1165A)
4938	CHKSPFIN	(1165B)
4939	CHKTAXES	(1165C)
4940	KNOMENTL	(1166)
4941	TAKEARMS	(1167A)
4942	LEAKINFO	(1167B)
4943	SPYENEMY	(1167C)
4944	SPYFREND	(1167D)
4946	TAKETRCK	(1167E)
4947	PUNARMS	(1168A)
4948	PUNLEAK	(1168B)
4949	PUNENMY	(1168C)
4950	PUNFRND	(1168D)
4951	PUNTRCK	(1168E)
4952	COMSTEAL	(1169A)
4953	COMDATA	(1169B)
4954	COMSYS	(1169C)
4955	COMSNOOP	(1169D)
4956	COMEMAIL	(1169E)
4957	COMPORN	(1169F)
4958	LIETEST	(1170A)
4959	TESTDRUG	(1170B)
4960	BUGGING	(1170C)
4961	FINANQS	(1170D)

COLUMN NUMBER	MNEMONIC	QUESTION NUMBER
4962	CHKONJOB	(1170E)
4963	CHKOTHER	(1170F)
4964	COMPFIN	(1171A)
4965	CHKTRAVL	(1171B)
4966	EMAILWRK	(1171C)
4967	EMAILHME	(1171D)
4968	TAPWRK	(1171E)
4969	TAPHME	(1171F)
4970	SRCHWRK	(1171G)
4971	CAMWRK	(1171H)
4972	USSPY	(1172A)
4973	FORSPY	(1172B)
4974	USTERROR	(1172C)
4975	FRTERORR	(1172D)
4976	FORSTEAL	(1172E)
4977	NUCLRWAR	(1172F)
4978-4979	ETHNIC	(1173A)
4980-4981	ETH1	(1173A)
4982-4983	ETH2	(1173A)
4984-4985	ETH3	(1173A)
4986	ETHNUM	(1174)
4987-4988	SPETHNIC	(1175A)
4989-4990	SPETH1	(1175A)
4991-4992	SPETH2	(1175A)
4993-4994	SPETH3	(1175A)
4995	SPETHNUM	(1176)
4996-4997	RACESEE	(1177A)
4998	RACEDBTF	(1177B)
4999	RACESELF	(1177C)
5000-5001	HISPANIC	(1178)
5002-5003	RACECEN1	(1179A)
5004-5005	RACECEN2	(1179B)
5006-5007	RACECEN3	(1179C)
5008-5009	DIFRACE1	(1180A)
5010-5011	DIFRACE2	(1180A)
5012-5013	DIFRACE3	(1180A)
5014	VETYEARS	(1181)
5015	VETKIND	(1181A)
5016	WORKDY	(1182)
5017	WORKHR	(1183)
5018	SPDAYS	(1184)
5019	SPHOUR	(1185)
5020-5021	DWELLING	(1186)
5022	DWELNGH	(1187A)
5023	DWELCITY	(1187B)
5024	DWELOWN	(1188)
5025	WORDA	(1189A)
5026	WORDB	(1189B)
5027	WORDC	(1189C)
5028	WORDD	(1189D)
5029	WORDE	(1189E)
5030	WORDF	(1189F)
5031	WORDG	(1189G)
5032	WORDH	(1189H)
5033	WORDI	(1189I)

**INDEX TO DATA SET
(BY COLUMN NUMBER, MNEMONIC AND QUESTION NUMBER)**

COLUMN NUMBER	MNEMONIC	QUESTION NUMBER
5034	WORDJ	(1189J)
5035-5036	WORDSUM	(1189K)
5037	WELFARE1	(1190A)
5038	WELFARE2	(1190B)
5039	WELFARE3	(1190C)
5040	WELFARE4	(1190D)
5041	WELFARE5	(1190E)
5042	WELFARE6	(1190F)
5047	GODOC	(1191A)
5048	EATOUT	(1191B)
5049	SEEFILM	(1191C)
5050	ATTRELIG	(1191D)
5051	NUMDAYS	(1192)
5052	SUNDAY	(1192)
5053	MONDAY	(1192)
5054	TUESDAY	(1192)
5055	WEDNESDY	(1192)
5056	THURSDAY	(1192)
5057	FRIDAY	(1192)
5058	SATURDAY	(1192)
5059	ATTREG	(1193A)
5060	MEDIAREL	(1193B)
5061	OTHREL	(1193C)
5062-5063	OTHREL1	(1194)
5064-5065	OTHREL2	(1194)
5066-5067	OTHREL3	(1194)
5068	ATTWEEK	(1195)
5069	RELIGID	(1196A)
5070	RELID1	(1196B)
5071	RELID2	(1196C)
5072	RELID3	(1196D)
5073	RELIDBST	(1196E)
5074	CATHID	(1196F)
5075	CHARISMA	(1197)
5076	RELATE1	(1198)
5077	GENDER1	(1198)
5078-5079	OLD1	(1198)
5080	MAR1	(1198)
5081	AWAY1	(1198)
5082	WHERE1	(1198)
5083	RELATE2	(1198)
5084	GENDER2	(1198)
5085-5086	OLD2	(1198)
5087	MAR2	(1198)
5088	AWAY2	(1198)
5089	WHERE2	(1198)
5090	RELATE3	(1198)
5091	GENDER3	(1198)
5092-5093	OLD3	(1198)
5094	MAR3	(1198)
5095	AWAY3	(1198)
5096	WHERE3	(1198)
5097	RELATE4	(1198)
5098	GENDER4	(1198)
5099-5100	OLD4	(1198)

COLUMN NUMBER	MNEMONIC	QUESTION NUMBER
5101	MAR4	(1198)
5102	AWAY4	(1198)
5103	WHERE4	(1198)
5104	RELATE5	(1198)
5105	GENDER5	(1198)
5106-5107	OLD5	(1198)
5108	MAR5	(1198)
5109	AWAY5	(1198)
5110	WHERE5	(1198)
5111	RELATE6	(1198)
5112	GENDER6	(1198)
5113-5114	OLD6	(1198)
5115	MAR6	(1198)
5116	AWAY6	(1198)
5117	WHERE6	(1198)
5118	RELATE7	(1198)
5119	GENDER7	(1198)
5120-5121	OLD7	(1198)
5122	MAR7	(1198)
5123	AWAY7	(1198)
5124	WHERE7	(1198)
5125	RELATE8	(1198)
5126	GENDER8	(1198)
5127-5128	OLD8	(1198)
5129	MAR8	(1198)
5130	AWAY8	(1198)
5131	WHERE8	(1198)
5132	RELATE9	(1198)
5133	GENDER9	(1198)
5134-5135	OLD9	(1198)
5136	MAR9	(1198)
5137	AWAY9	(1198)
5138	WHERE9	(1198)
5139	RELATE10	(1198)
5140	GENDER10	(1198)
5141-5142	OLD10	(1198)
5143	MAR10	(1198)
5144	AWAY10	(1198)
5145	WHERE10	(1198)
5146	RELATE11	(1198)
5147	GENDER11	(1198)
5156-5157	OLD11	(1198)
5158	MAR11	(1198)
5159	AWAY11	(1198)
5160	WHERE11	(1198)
5161	RELATE12	(1198)
5162	GENDER12	(1198)
5163-5164	OLD12	(1198)
5165	MAR12	(1198)
5166	AWAY12	(1198)
5167	WHERE12	(1198)
5168	RELATE13	(1198)
5169	GENDER13	(1198)
5170-5171	OLD13	(1198)
5172	MAR13	(1198)

**INDEX TO DATA SET
(BY COLUMN NUMBER, MNEMONIC AND QUESTION NUMBER)**

COLUMN NUMBER	MNEMONIC	QUESTION NUMBER
5173	AWAY13	(1198)
5174	WHERE13	(1198)
5175	RELATE14	(1198)
5176	GENDER14	(1198)
5177-5178	OLD14	(1198)
5179	MAR14	(1198)
5180	AWAY14	(1198)
5181	WHERE14	(1198)
5182-5183	RELHHD1	(1198)
5184-5185	RELHHD2	(1199)
5186-5187	RELHHD3	(1199)
5188-5189	RELHHD4	(1199)
5190-5191	RELHHD5	(1199)
5192-5193	RELHHD6	(1199)
5194-5195	RELHHD7	(1199)
5196-5197	RELHHD8	(1199)
5198-5199	RELHHD9	(1199)
5200-5201	RELHHD10	(1199)
5202-5203	RELHHD11	(1199)
5204-5205	RELHHD12	(1199)
5206-5207	RELHHD13	(1199)
5208-5209	RELHHD14	(1199)
5210-5211	HEFINF O	(1200)
5212	HHRACE	(1201)
5213-5214	RESPNUM	(1202)
5216-5218	HHTYPE	(1203)
5219-5220	HHTYPE1	(1204)
5221	FAMGEN	(1205)
5222	RPLACE	(1206)
5223	RVISITOR	(1207)
5224	VISITORS	(1208)
5225-5226	RELHH1	(1209A)
5227-5228	RELHH2	(1209B)
5229-5230	RELHH3	(1209C)
5231-5232	RELHH4	(1209D)
5233-5234	RELHH5	(1209E)
5235-5236	RELHH6	(1209F)
5237-5238	RELHH7	(1209G)
5239-5240	RELHH8	(1209H)
5241-5242	RELHH9	(1209I)
5243-5244	RELHH10	(1209J)
5245-5246	RELHH11	(1209K)
5247-5248	RELHH12	(1209L)
5249-5250	RELHH13	(1209M)
5251-5252	RELHH14	(1209N)
5253-5254	RELSP1	(1210A)
5255-5256	RELSP2	(1210B)
5257-5258	RELSP3	(1210C)
5259-5260	RELSP4	(1210D)
5261-5262	RELSP5	(1210E)
5263-5264	RELSP6	(1210F)
5265-5266	RELSP7	(1210G)
5267-5268	RELSP8	(1210H)
5269-5270	RELSP9	(1210I)
5271-5272	RELSP10	(1210J)

COLUMN NUMBER	MNEMONIC	QUESTION NUMBER
5273-5274	RELSP11	(1210K)
5275-5276	RELSP12	(1210L)
5277-5278	RELSP13	(1210M)
5279-5280	RELSP14	(1210N)
5281-5284	DATEINTV	(1211)
5285-5288	ISCO68	(1212)
5289-5292	PAISCO68	(1213)
5293-5296	SPISCO68	(1214)
5297-5300	ISCO681	(1215)
5301-5304	PAISC681	(1216)
5305-5308	MAISC681	(1217)
5309-5312	SPISC681	(1218)
5313-5316	ISCO88	(1219)
5317-5320	PAISCO88	(1220)
5321-5324	MAISCO88	(1221)
5325-5328	SPISCO88	(1222)
5329-5331	SEI	(1223)
5332-5334	FIRSTSEI	(1224)
5335-5337	PASEI	(1225)
5338-5340	MASEI	(1226)
5341-5343	SPSEI	(1227)
5344-5347	COHORT	(1228)
5348-5351	MARCOHRT	(1229)
5352-5353	BIRTHMO	(1230)
5354-5355	ZODIAC	(1231)
5365	BALLOT	(1232)
5366	VERSION	(1233)
5367	ISSP	(1234)
5368-5371	FORMWT	(1235)
5372-5374	SAMPCODE	(1236)
5375	SAMPLE	(1237)
5376-5380	OVERSAMP	(1238)

NATIONAL DATA PROGRAM FOR THE SOCIAL SCIENCES

CODES FOR THE SPRING 1972-2000 SURVEYS

Given for each question is the original question wording, interviewer directions contained in the questionnaire, the response categories, the punch designations, the number of responses ("N"), and the variable name given in brackets under the question. Added comments are either bracketed "[]" or indicated under "REMARKS."

Year	Cols. 1-4	Punches	1972, 1973, 1974, 1975, 1976, 1977, 1978, 1980 1982, 1983, 1984, 1985, 1986, 1987, 1988, 1989, 1990, 1991, 1993, 1994, 1996, 1998, 2000
Original ID Number	Cols. 5-8		

1. Last week were you working full time, part time, going to school, keeping house, or what?

HAND CARD A

CIRCLE ONE CODE ONLY. IF MORE THAN ONE RESPONSE, GIVE PREFERENCE TO SMALLEST CODE NUMBER THAT APPLIES.

[VAR: WRKSTAT]

RESPONSE	PUNCH	YEAR										COL. 9
		1972-82	1982B	1983-87	1987B	1988-91	1993	1994	1996	1998	2000	ALL
Working full time (ASK A) . . . 1	6,150	144	3,662	169	2,894	809	1,594	1,641	1,568	1,524	20,155	
Working part time (ASK A) . . . 2	1,74	33	811	39	648	167	315	302	304	306	4,099	
With a job, but not at work because of temporary illness, vacation, strike (ASK B) . . . 3	321	2	155	2	126	33	60	60	46	60	865	
Unemployed, laid off, looking for work (GO TO Q. 2) 4	441	25	242	11	130	52	88	75	58	60	1,182	
Retired (ASK C) 5	1,437	38	916	49	842	243	425	350	394	404	5,098	
In school (ASK C) 6	405	11	190	11	215	47	79	84	79	77	1,198	
Keeping house (ASK C) 7	3,507	86	1,463	67	973	216	382	338	328	325	7,685	
Other (SPECIFY AND ASK C) 8	191	15	103	5	79	39	47	54	54	61	648	
No answer 9	0	0	0	0	0	0	2	0	1	0	3	

[SEE REMARKS]

A. IF WORKING, FULL OR PART TIME: How many hours did you work last week, at all jobs?

Cols. 10-11

Hours

REMARKS: See Appendix L: Hours worked, for detailed distribution and explanation. The distribution for the first digit, Col. 10, is given below. See Appendix A and Qs. 1234-1235, 1237-1238 for weighting of file. See Appendix U for the years or surveys that included this item. If planning to perform trend analysis with WRKSTAT, please consult GSS Methodological Report No. 56.

[VAR: HRS1]

RESPONSE	PUNCH	YEAR										COL. 10-11
		1972-82	1982B	1983-87	1987B	1988-91	1993	1994	1996	1998	2000	ALL
00-09 hours	0	125	2	104	4	88	21	43	29	37	24	477
10-19 hours	1	353	12	200	9	173	45	76	79	81	73	1,101
20-29 hours	2	471	19	363	20	285	85	157	135	136	134	1,805
30-39 hours	3	909	29	614	37	460	111	239	256	237	215	3,107
40-49 hours	4	3,422	97	2,172	106	1,662	424	908	908	871	924	11,494
50-59 hours	5	598	8	498	16	459	162	231	278	275	246	2,771
60-69 hours	6	337	6	301	8	265	78	169	159	138	131	1,592
70-79 hours	7	117	0	106	4	76	24	38	51	51	38	505
80 or more hours	8	104	4	97	3	59	18	39	40	30	33	427
No answer, Don't know	9	17	0	18	1	15	8	11	8	17	12	107
Not applicable (Punches 3 to 8 in Col. 9)	BK	773	177	3,69	145	2,365	630	181	961	959	987	17,547

B. IF WITH A JOB, BUT NOT AT WORK: How many hours a week do you usually work, at all jobs?

REMARKS: See Appendix L: Hours worked, for detailed distribution and explanation. The distribution for the first digit, Col. 10, is given below.

Cols. 12-13

Hours

[VAR: HRS2]

RESPONSE	PUNCH	YEAR										COL. 12-13
		1972-82	1982B	1983-87	1987B	1988-91	1993	1994	1996	1998	2000	ALL
00-09 hours	0	8	0	4	0	4	0	1	4	3	0	24
10-19 hours	1	9	0	3	0	7	1	3	2	0	3	28
20-29 hours	2	17	0	15	0	8	4	3	3	4	6	60
30-39 hours	3	20	0	20	0	12	7	7	8	5	10	89
40-49 hours	4	172	2	76	2	60	15	27	26	26	25	431
50-59 hours	5	17	0	13	0	14	2	11	10	3	7	77
60-69 hours	6	8	0	9	0	11	2	5	1	1	1	38
70-79 hours	7	7	0	5	0	1	0	1	0	0	2	16
80 or more hours	8	5	0	3	0	1	0	0	2	0	0	11
No answer, Don't know	9	20	0	7	0	8	2	4	4	5	6	56
Not applicable (Punches 1,2,4-8 in Col.9)	BK	1,343	352	7,87	351	5,781	173	230	244	285	257	40,103

1C. IF RETIRED, IN SCHOOL, KEEPING HOUSE, OR OTHER:

Did you ever work for as long as one year?

[VAR: EVWORK]

RESPONSE	PUNCH	YEAR										COL. 14
		1972-82	1982B	1983-87	1987B	1988-91	1993	1994	1996	1998	2000	ALL
Yes (ASK Q. 2)	1	466	120	227	106	1,758	464	804	717	708	737	12,007
No (GO TO Q. 3)	2	167	30	442	25	345	78	126	106	135	125	2,579
No answer	9	7	0	3	1	6	3	5	3	13	5	46
Not applicable (Punches 1,2,3,4 in Col. 9)	BK	8,086	204	4,870	221	3,798	1,061	2,057	2,078	1,976	1,950	26,301

REMARKS: Contents of Col. 9, punch 8 (Other, SPECIFY) available from NORC. CARD A contained responses for punches 1 through 8. Responses greater than 89 in parts A and B were coded 89. See Appendix N for changes across surveys.

2. A. What kind of work do you (did you normally) do? That is, what (is/was) your job called?

OCCUPATION: [See REMARKS]

B. What (do/did) you actually do in that job? Tell me, what (are/were) some of your main duties?

C. What kind of place (do/did) you work for?

INDUSTRY: [See REMARKS]

D. What (do/did) they (make/do)?

E. (Are/Were) you self employed or (do/did) you work for someone else?

F. (Are/Were) you employed by the federal, state or local government or by a private employer (including non-profit organizations)?

G. About how much time (does/did) it usually take you to travel to work - about how many minutes?

REMARKS: The above questions are not coded but are used to code occupation, prestige, and industry. This survey uses the U.S. Bureau of the Census 3 digit occupation classification for 1970 and/or 1980 occupations, the 2 digit Hodge, Siegel, Rossi prestige score, and the U.S. Bureau of the Census 3 digit industrial classifications for 1972-1990 and the 1980 Census occupational and industrial classifications and the NORC/GSS prestige score for 1988 to the present. Detailed occupational classifications, prestige scores and industrial classifications can be found in Appendices F, G and H. See also Appendix J for socio-economic index scores. The distributions given below are for first digit of each of the three codes. See Appendix T, GSS Methodological Report No. 59.

RESPONDENT'S OCCUPATION

[VAR: OCC]

RESPONSE	PUNCH	YEAR										COL. 15-17
		1972-82	1982B	1983-87	1987B	1988-91	1993	1994	1996	1998	2000	ALL
Professional, technical	0	814	9	624	22	424	0	0	0	0	0	1,893
Professional, technical	1	151	22	578	19	375	0	0	0	0	0	2,045
Managers and administrators, sales workers	2	1,852	14	1,320	26	782	0	0	0	0	0	3,994
Clerical and kindred workers	3	2,442	49	1,384	61	785	0	0	0	0	0	4,721
Craftsmen and kindred workers	4	1,073	24	617	21	338	0	0	0	0	0	2,073
Craftsmen and kindred workers	5	480	7	213	6	129	0	0	0	0	0	835
Operatives, except transport Transport equipment	6	1,736	65	676	27	383	0	0	0	0	0	2,887
operatives, laborers	7	819	27	438	27	264	0	0	0	0	0	1,575
Farmers, farm laborers, etc	8	318	8	183	3	73	0	0	0	0	0	585
Service workers	9	1,815	98	1,052	112	582	0	0	0	0	0	3,659
Not applicable, No answer, Don't know,	BK	1,226	31	457	29	1,772	1,606	2,992	2,904	2,832	2,817	16,666

PRESTIGE OF RESPONDENT'S OCCUPATION

[VAR: PRESTIGE]

RESPONSE	PUNCH	YEAR										COL. 18-19
		1972-82	1982B	1983-87	1987B	1988-91	1993	1994	1996	1998	2000	ALL
10 - 19	1	1,274	79	590	53	339	0	0	0	0	0	2,335
20 - 29	2	1,980	54	1,042	73	535	0	0	0	0	0	3,684
30 - 39	3	3,283	106	1,804	97	1,183	0	0	0	0	0	6,473
40 - 49	4	3,200	46	1,744	51	904	0	0	0	0	0	5,945
50 - 59	5	1,392	12	1,096	25	662	0	0	0	0	0	3,187
60 - 69	6	1,042	23	624	22	367	0	0	0	0	0	2,078
70 - 79	7	213	3	162	2	132	0	0	0	0	0	512
80 - 89	8	16	0	23	1	13	0	0	0	0	0	53
Not applicable, No answer	BK	1,226	31	457	29	1,772	1,606	2,992	2,904	2,832	2,817	16,666

RESPONDENT'S EMPLOYMENT STATUS

[VAR: WRKSLF]

RESPONSE	PUNCH	YEAR										COL. 20
		1972-82	1982B	1983-87	1987B	1988-91	1993	1994	1996	1998	2000	ALL
Self-employed	1	1,299	19	890	15	641	187	339	365	323	307	4,385
Someone else	2	11,120	305	6,193	311	4,882	1,331	2,508	2,387	2,332	2,331	33,700
No answer	9	40	0	16	2	38	9	19	45	42	54	265
Not applicable (never worked)	BK	1,167	30	443	25	346	79	126	107	135	125	2,583

RESPONDENT'S EMPLOYER

[VAR: WRKGOVT]

RESPONSE	PUNCH	YEAR										COL. 21
		1972-82	1982B	1983-87	1987B	1988-91	1993	1994	1996	1998	2000	ALL
Government	1	0	0	501	0	0	0	0	0	0	415	916
Private	2	0	0	2,321	0	0	0	0	0	0	2,263	4,584
No answer	9	0	0	1	0	0	0	0	0	0	14	15
Not applicable (never worked)	BK	13,626	354	4,710	353	5,907	1,606	2,992	2,904	2,832	125	35,418

RESPONDENT'S TRAVEL TIME

[VAR: COMMUTE]

RESPONSE	PUNCH	YEAR										COL. 22-23	
		1972-82	1982B	1983-87	1987B	1988-91	1993	1994	1996	1998	2000	ALL	
00 - 09 minutes	0	0	0	308	0	0	0	0	0	0	0	0	308
10 - 19 minutes	1	0	0	417	0	0	0	0	0	0	0	0	417
20 - 29 minutes	2	0	0	244	0	0	0	0	0	0	0	0	244
30 - 39 minutes	3	0	0	187	0	0	0	0	0	0	0	0	187
40 - 49 minutes	4	0	0	87	0	0	0	0	0	0	0	0	87
50 - 59 minutes	5	0	0	8	0	0	0	0	0	0	0	0	8
60 - 69 minutes	6	0	0	55	0	0	0	0	0	0	0	0	55
70 - 79 minutes	7	0	0	8	0	0	0	0	0	0	0	0	8
80 - 89 minutes	8	0	0	0	0	0	0	0	0	0	0	0	0
90 - 97+ minutes	9	0	0	16	0	0	0	0	0	0	0	0	16
Don't know	98	0	0	8	0	0	0	0	0	0	0	0	8
No answer	99	0	0	32	0	0	0	0	0	0	0	0	32
Not applicable, No answer .	BK	13,626	354	6,172	353	5,907	1,606	2,992	2,904	2,832	2,817	39,563	

RESPONDENT'S INDUSTRY

[VAR: INDUSTRY]

RESPONSE	PUNCH	YEAR										COL. 24-26	
		1972-82	1982B	1983-87	1987B	1988-91	1993	1994	1996	1998	2000	ALL	
Agriculture, Forestry and Fisheries	0	1,274	25	682	19	373	0	0	0	0	0	0	2,373
Manufacturing	1	966	22	463	15	231	0	0	0	0	0	0	1,697
Manufacturing	2	1,055	35	524	29	270	0	0	0	0	0	0	1,913
Manufacturing	3	1,093	21	519	10	306	0	0	0	0	0	0	1,949
Transportation, Communications, and other Public Utilities	4	778	21	385	22	262	0	0	0	0	0	0	1,468
Wholesale	5	322	6	211	5	109	0	0	0	0	0	0	653
Retail Trade	6	1,803	22	1,080	47	636	0	0	0	0	0	0	3,588
Finance, Insurance, and Real Estate; Business and Repair Services	7	1,725	65	1,129	67	663	0	0	0	0	0	0	3,649
Entertainment and Recreation Services, Professional and Related Services	8	2,500	80	1,561	92	983	0	0	0	0	0	0	5,216
Public Administration	9	846	24	521	18	292	0	0	0	0	0	0	1,701
Not applicable, No answer .	BK	1,264	33	467	29	1,782	1,606	2,992	2,904	2,832	2,817	16,726	

3. Respondent's Occupation, Prestige, and Industry

RESPONDENT'S OCCUPATION

[VAR: OCC80]

RESPONSE	PUNCH	YEAR										COL. 27-29
		1972-82	1982B	1983-87	1987B	1988-91	1993	1994	1996	1998	2000	ALL
Managerial and professional .	0	0	0	0	0	837	241	425	546	547	572	3,168
Managerial and professional .	1	0	0	0	0	527	154	288	276	270	280	1,795
Technical, sales, and administrative support . . .	2	0	0	0	0	787	228	435	377	416	390	2,633
Administrative support	3	0	0	0	0	977	269	498	409	384	338	2,875
Service	4	0	0	0	0	974	260	519	467	432	451	3,103
Precision, production, craft, and repair	5	0	0	0	0	398	100	199	191	184	169	1,241
Precision, production, craft, and repair	6	0	0	0	0	205	44	83	92	78	80	582
Operatives, fabricators, and laborers	7	0	0	0	0	454	125	185	203	175	186	1,328
Operatives, fabricators, and laborers	8	0	0	0	0	394	105	221	220	192	194	1,326
Not applicable, No answer, Don't know .	BK	13,626	354	7,542	353	354	80	139	123	154	157	22,882

IF EVER MARRIED:

A. How old were you when you first married?
ENTER EXACT AGE:

[VAR: AGEWED]

RESPONSE	PUNCH	YEAR										COL. 36-37
		1972-82	1982B	1983-87	1987B	1988-91	1993	1994	1996	1998	2000	ALL
Ten to nineteen	1	3,765	109	1,975	95	1,447	359	324	0	0	0	8,074
Twenty to twenty-nine	2	7,052	141	3,793	130	2,896	819	760	0	0	0	15,591
Thirty to thirty-nine	3	659	15	315	12	278	103	96	0	0	0	1,478
Forty to forty-nine	4	93	2	39	4	28	10	6	0	0	0	182
Fifty to fifty-nine	5	20	0	8	2	10	3	3	0	0	0	46
Sixty to sixty-nine	6	5	0	2	0	2	0	0	0	0	0	9
Seventy to seventy-nine	7	2	0	0	0	0	0	0	0	0	0	2
Don't know, No answer	9	53	4	53	6	58	12	13	0	0	0	199
Not applicable (Punch 5 in Col. 35)	BK	1,977	83	1,357	104	1,188	300	1,790	2,904	2,832	2,817	15,352

B. IF CURRENTLY MARRIED OR WIDOWED: Have you ever been divorced or legally separated?

[VAR: DIVORCE]

RESPONSE	PUNCH	YEAR										COL. 38
		1972-82	1982B	1983-87	1987B	1988-91	1993	1994	1996	1998	2000	ALL
Yes	1	1,550	42	904	37	762	213	422	389	366	357	5,042
No	2	8,659	143	4,175	125	3,038	812	1,398	1,269	1,242	1,172	22,033
Don't know	8	0	0	0	0	0	0	1	1	0	0	2
No answer	9	97	4	27	3	21	7	8	15	22	23	227
Not applicable (Punches 3,4,5 in Col. 35)	BK	3,320	165	2,436	188	2,086	574	1,163	1,230	1,202	1,265	13,629

C. IF CURRENTLY MARRIED, SEPARATED, OR DIVORCED:
Have you ever been widowed?

[VAR: WIDOWED]

RESPONSE	PUNCH	YEAR										COL. 39
		1972-82	1982B	1983-87	1987B	1988-91	1993	1994	1996	1998	2000	ALL
Yes	1	0	0	34	16	126	40	72	73	77	53	491
No	2	0	0	977	180	3,853	1,075	1,958	1,782	1,672	1,659	13,156
Don't know	8	0	0	0	0	0	0	1	2	0	1	4
No answer	9	0	0	12	3	87	19	58	109	136	119	543
Not applicable (Punches 3,4,5 in Col. 35)	BK	13,626	354	6,519	154	1,841	472	903	938	947	985	26,739

REMARKS: See Appendix E: Age distributions, for detailed responses. The distribution for the first digit, Col. 36, is given below.

IF R IS CURRENTLY MARRIED, ASK Q. 5.
OTHERS, SKIP TO INSTRUCTIONS BEFORE Q. 8.

5. Last week was your (wife/husband) working full time, part time, going to school, keeping house, or what?

HAND CARD B

CIRCLE ONE CODE ONLY. IF MORE
 THAN ONE RESPONSE, GIVE
 PREFERENCE TO SMALLEST CODE
 NUMBER THAT APPLIES.

[VAR: SPWRKSTA]

RESPONSE	PUNCH	YEAR										COL. 40
		1972-82	1982B	1983-87	1987B	1988-91	1993	1994	1996	1998	2000	ALL
Working full time (ASK A)	1	4,637	80	2,315	65	1,710	484	867	841	813	764	12,576
Working part time (ASK A)	2	690	10	394	6	273	83	155	145	129	122	2,007
With a job, but not at work because of tem- porary illness, vaca- tion, strike (ASK B)	3	183	2	94	1	65	18	26	22	23	15	449
Unemployed, laid off, looking for work (GO TO Q. 6)	4	160	7	98	3	59	21	33	13	15	13	422
Retired (ASK C)	5	705	12	479	17	464	112	208	146	176	149	2,468
In school (ASK C)	6	79	0	44	1	34	6	20	14	18	16	232
Keeping house (ASK C)	7	2,351	25	805	17	508	120	211	182	138	164	4,521
Other (SPECIFY AND ASK C) [SEE REMARKS]	8	144	3	59	3	45	12	21	24	32	28	371
No answer	9	7	0	4	2	8	3	1	4	2	8	39
Not applicable (Punches 2-5, Col. 35)	BK	4,670	215	3,250	238	2,741	747	1,450	1,513	1,486	1,538	17,848

A. IF WORKING, FULL OR PART TIME: How many hours did (he/she) work last week, at all jobs?

Cols. 41-42

[VAR: SPHRS1]

RESPONSE	PUNCH	YEAR										COL. 41-42
		1972-82	1982B	1983-87	1987B	1988-91	1993	1994	1996	1998	2000	ALL
00 - 09 hours	0	76	0	44	0	30	14	8	14	19	5	210
10 - 19 hours	1	190	3	111	2	69	22	34	26	27	36	520
20 - 29 hours	2	282	6	170	3	125	43	85	81	56	50	901
30 - 39 hours	3	475	15	286	7	192	40	98	99	79	79	1,370
40 - 49 hours	4	2,683	52	1,486	50	1,085	292	514	489	495	464	7,610
50 - 59 hours	5	469	6	311	2	233	72	148	141	143	138	1,663
60 - 69 hours	6	281	3	164	4	166	54	80	83	71	65	971
70 - 79 hours	7	96	1	62	1	42	15	23	29	25	21	315
80 or more hours	8	87	2	44	0	18	12	22	15	16	21	237
No answer, Don't know	9	33	2	35	4	31	6	11	12	13	15	162
Not applicable (Punches 3 to 8 and BK, Col. 40)	BK	8,954	264	4,829	280	3,916	1,036	1,969	1,915	1,888	1,923	26,974

5. B. IF WITH A JOB, BUT NOT AT WORK: How many hours a week does (he/she) usually work, at all jobs?

Cols. 43-44

Hours

[VAR: SPHRS2]

RESPONSE	PUNCH	YEAR										COL. 43-44
		1972-82	1982B	1983-87	1987B	1988-91	1993	1994	1996	1998	2000	ALL
00 - 09 hours	0	2	0	1	1	1	0	0	0	1	0	6
10 - 19 hours	1	5	0	5	0	2	0	0	0	1	0	13
20 - 29 hours	2	8	1	5	0	8	1	1	3	1	0	28
30 - 39 hours	3	12	0	8	0	4	2	3	4	1	2	36
40 - 49 hours	4	107	1	44	0	39	9	13	8	12	10	243
50 - 59 hours	5	16	0	8	0	3	3	4	2	2	1	39
60 - 69 hours	6	5	0	9	0	4	3	3	2	2	1	29
70 - 79 hours	7	4	0	1	0	2	0	1	1	1	0	10
80 - 89 hours	8	2	0	1	0	0	0	0	0	0	0	3
No answer, Don't know	9	12	0	16	2	12	3	3	5	4	9	66
Not applicable (Punches 1,2,4-BK, Col. 40)	BK	13,453	352	7,444	350	5,832	1,585	2,964	2,879	2,807	2,794	40,460

C. IF RETIRED, IN SCHOOL, KEEPING HOUSE, OR OTHER: Did (he/she) ever work for as long as one year?

[VAR: SPEVWORK]

RESPONSE	PUNCH	YEAR										COL. 45
		1972-82	1982B	1983-87	1987B	1988-91	1993	1994	1996	1998	2000	ALL
Yes (ASK Q. 6)	1	2,471	31	1,129	32	881	214	389	315	317	286	6,065
No (SKIP TO INSTRUCTIONS BEFORE Q. 8)	2	798	9	253	6	165	34	70	50	40	65	1,490
Don't know (SKIP TO INSTRUCTIONS BEFORE Q.8)	8	6	0	3	0	3	0	1	0	1	5	19
No answer	9	11	0	6	2	10	5	1	5	8	9	57
Not applicable (Punches 1-4 and BK, Col. 40)	BK	10,340	314	6,151	313	4,848	1,353	2,531	2,534	2,466	2,452	33,302

REMARKS: See Appendix L: Hours worked, for detailed distribution. The distribution for the first digit, Col. 41, is given below. See Appendix N for changes across surveys.

The distribution for the first digit, Col. 43, is given below.

Contents of Col. 40, punch 8 (Other, SPECIFY), available from NORC. Card B contained responses for punches 1 through 8. See Appendix N for changes across surveys.

6. A. What kind of work (does/did) your [SPOUSE] normally do? That is, what (is/was) (his/her) job called?

OCCUPATION: [See REMARKS]

B. What (does/did) [SPOUSE] actually do in that job? Tell me, what (are/were) some of (his/her) main duties?

C. What kind of place (does/did) [SPOUSE] work for?

INDUSTRY: [See REMARKS]

D. What (do/did) they (make/do)?

E. (Is/Was) (he/she) self-employed or (does/did) (he/she) work for someone else?

REMARKS: The above questions are not coded but are used to code occupation, prestige, and industry. This survey uses the U.S. Bureau of the Census 3 digit occupation classification for 1970 and/or 1980 occupations, the 2 digit Hodge, Siegel, Rossi prestige score, and the U.S. Bureau of the Census 3 digit industrial classifications for 1972-1990 and the 1980 Census occupational and industrial classifications and the NORC/GSS prestige score for 1988 to the present. Detailed occupational classifications, prestige scores and industrial classifications can be found in Appendices F, G and H. See also Appendix J for socio-economic index scores. The distributions given below are for first digit of each of the three codes. See Appendix T, GSS Methodological Report No. 59.

RESPONDENT'S SPOUSE'S OCCUPATION

[VAR: SPOCC]

RESPONSE	PUNCH	YEAR										COL. 46-48
		1972-82	1982B	1983-87	1987B	1988-91	1993	1994	1996	1998	2000	ALL
Professional, technical	0	598	3	374	4	248	0	0	0	0	0	1,227
Professional, technical	1	611	8	316	15	174	0	0	0	0	0	1,124
Managers and administrators, sales workers	2	1,400	9	837	8	448	0	0	0	0	0	2,702
Clerical and kindred workers	3	1,432	18	701	14	388	0	0	0	0	0	2,553
Craftsmen and kindred workers	4	922	7	401	9	220	0	0	0	0	0	1,559
Craftsmen and kindred workers	5	369	3	176	4	76	0	0	0	0	0	628
Operatives, except transport	6	1,090	27	385	11	212	0	0	0	0	0	1,725
Transport equipment operatives, laborers	7	547	25	290	12	155	0	0	0	0	0	1,029
Farmers, farm laborers, etc.	8	222	2	109	3	42	0	0	0	0	0	378
Service workers	9	916	24	432	26	241	0	0	0	0	0	1,639
Not applicable (Not mar- ried, or Punches 2 & 8, in Col. 43), (N = ###) No answer, Don't know (N = ###)	BK	5,519	228	3,521	247	3,703	1,606	2,992	2,904	2,832	2,817	26,369

PRESTIGE OF RESPONDENT'S SPOUSE'S OCCUPATION

[VAR: SPPRES]

RESPONSE	PUNCH	YEAR										COL. 49-50	
		1972-82	1982B	1983-87	1987B	1988-91	1993	1994	1996	1998	2000	ALL	
10 - 19	1	640	29	302	21	137	0	0	0	0	0	0	1,129
20 - 29	2	1,135	22	488	13	262	0	0	0	0	0	0	1,920
30 - 39	3	2,244	39	1,072	33	573	0	0	0	0	0	0	3,961
40 - 49	4	2,179	24	1,022	19	559	0	0	0	0	0	0	3,803
50 - 59	5	1,067	3	680	15	386	0	0	0	0	0	0	2,151
60 - 69	6	674	9	345	6	198	0	0	0	0	0	0	1,232
70 - 79	7	142	0	98	0	79	0	0	0	0	0	0	319
80 - 89	8	26	0	13	0	10	0	0	0	0	0	0	49
Not applicable, Don't know, No answer	BK	5,519	228	3,521	247	3,703	1,606	2,992	2,904	2,832	2,817	26,369	

SPOUSE'S EMPLOYMENT STATUS

[VAR: SPWRKSLF]

RESPONSE	PUNCH	YEAR										COL. 51
		1972-82	1982B	1983-87	1987B	1988-91	1993	1994	1996	1998	2000	ALL
Self-employed	1	969	4	598	7	411	122	191	205	188	153	2,848
Someone else	2	7,149	125	3,426	100	2,542	693	1,274	1,115	1,092	1,032	18,548
Don't know	8	0	0	0	0	7	1	0	1	1	1	11
No answer	9	33	1	11	2	38	9	6	20	24	23	167
Not applicable (no spouse, or spouse never worked) .	BK	5,475	224	3,507	244	2,909	781	1,521	1,563	1,527	1,608	19,359

SPOUSE'S INDUSTRY

[VAR: SPIND]

RESPONSE	PUNCH	YEAR										COL. 52-54
		1972-82	1982B	1983-87	1987B	1988-91	1993	1994	1996	1998	2000	ALL
Agriculture, Forestry, and Fisheries	0	991	9	414	13	232	0	0	0	0	0	1,659
Manufacturing	1	647	9	276	5	156	0	0	0	0	0	1,093
Manufacturing	2	739	13	344	7	161	0	0	0	0	0	1,264
Manufacturing	3	714	12	314	4	167	0	0	0	0	0	1,211
Transportation, Communications, and other Public Utilities	4	555	7	288	6	142	0	0	0	0	0	998
Wholesale	5	215	8	148	1	77	0	0	0	0	0	449
Retail Trade	6	1,132	8	571	11	287	0	0	0	0	0	2,009
Finance, Insurance, and Real Estate; Business and Repair Services	7	1,004	17	563	15	335	0	0	0	0	0	1,934
Entertainment and Recreation Services, Professional and Related Services	8	1,511	31	796	29	469	0	0	0	0	0	2,836
Public Administration	9	555	13	299	14	171	0	0	0	0	0	1,052
Not applicable, No answer	BK	5,563	227	3,529	248	3,710	1,606	2,992	2,904	2,832	2,817	26,428

7. Spouse's Occupation, Prestige, and Industry

RESPONDENT'S SPOUSE'S OCCUPATION

[VAR: SPOCC80]

RESPONSE	PUNCH	YEAR										COL. 55-57
		1972-82	1982B	1983-87	1987B	1988-91	1993	1994	1996	1998	2000	ALL
Managerial and Professional	0	0	0	0	0	546	156	291	303	301	244	1,841
Managerial and Professional	1	0	0	0	0	283	71	117	129	127	131	858
Technical, Sales and Administrative Support	2	0	0	0	0	383	113	237	199	191	151	1,274
Administrative Support	3	0	0	0	0	469	137	245	181	153	169	1,354
Service	4	0	0	0	0	426	110	207	168	187	142	1,240
Precision, Production, Craft and Repair	5	0	0	0	0	256	78	127	102	110	80	753
Precision, Production, Craft and Repair	6	0	0	0	0	129	34	57	42	46	60	368
Operators, Fabricators, and Laborers	7	0	0	0	0	234	56	80	90	82	93	635
Operators, Fabricators, and Laborers	8	0	0	0	0	240	64	101	111	91	107	714
Not applicable (Not Mar- ried, or Punches 2 & 8, in Col. 45), No answer, Don't know	BK	13,626	354	7,542	353	2,941	787	1,530	1,579	1,544	1,640	31,896

PRESTIGE OF RESPONDENT'S SPOUSE'S OCCUPATION

[VAR: SPPRES80]

RESPONSE	PUNCH	YEAR										COL. 58-59
		1972-82	1982B	1983-87	1987B	1988-91	1993	1994	1996	1998	2000	ALL
10 - 19	1	0	0	0	0	10	2	4	8	4	6	34
20 - 29	2	0	0	0	0	369	108	193	147	124	126	1,067
30 - 39	3	0	0	0	0	786	194	331	340	337	307	2,295
40 - 49	4	0	0	0	0	875	240	457	342	347	322	2,583
50 - 59	5	0	0	0	0	468	149	226	236	237	204	1,520
60 - 69	6	0	0	0	0	352	96	191	201	186	161	1,187
70 - 79	7	0	0	0	0	90	27	56	42	47	44	306
80 - 89	8	0	0	0	0	16	3	4	9	6	7	45
Not applicable, Don't know, No answer	BK	13,626	354	7,542	353	2,941	787	1,530	1,579	1,544	1,640	31,896

SPOUSE'S INDUSTRY

[VAR: SPIND80]

RESPONSE	PUNCH	YEAR										COL. 60-62
		1972-82	1982B	1983-87	1987B	1988-91	1993	1994	1996	1998	2000	ALL
Agriculture, Forestry, and Fisheries/Mining	0	0	0	0	0	305	88	140	113	103	118	867
Manufacturing	1	0	0	0	0	200	64	113	96	70	100	643
Manufacturing	2	0	0	0	0	157	36	58	59	53	57	420
Manufacturing	3	0	0	0	0	264	61	128	124	118	86	781
Transportation, Communications, and other Public Utilities	4	0	0	0	0	222	74	106	106	114	84	706
Wholesale/Retail Trade	5	0	0	0	0	186	48	73	67	54	51	479
Retail Trade	6	0	0	0	0	332	74	150	142	125	110	933
Finance, Insurance, and Real Estate; Business and Repair Services/ Personal Services	7	0	0	0	0	437	120	224	184	228	189	1,382
Entertainment and Recreation Services, Professional and Related Services	8	0	0	0	0	651	184	362	345	307	301	2,150
Public Administration	9	0	0	0	0	201	67	113	98	90	105	674
Not applicable, No answer	BK	13,626	354	7,542	353	2,952	790	1,525	1,570	1,570	1,616	31,898

REMARKS: Coded using the U. S. Bureau of the Census 3 digit occupation and industries codes for 1980 and the 2 digit 1989 GSS/NORC prestige score. See Q. 6 for the question text and Appendices F-H for full details and distributions. The above distributions are for the first digit of each of the three codes, except that missing value codes are collapsed with blanks.

8. A. What kind of work did your father (FATHERSUBSTITUTE) normally do while you were growing up? That is, what was his job called?

OCCUPATION: [See REMARKS]

B. What did he actually do in that job? Tell me, what were some of his main duties?

C. What kind of place did he work for?

INDUSTRY: [See REMARKS]

D. What did they (make/do)?

E. Was he self-employed or did he work for someone else?

REMARKS: The above questions are not coded but are used to code occupation, prestige, and industry. This survey uses the U.S. Bureau of the Census 3 digit occupation classification for 1970 and/or 1980 occupations, the 2 digit Hodge, Siegel, Rossi prestige score, and the U.S. Bureau of the Census 3 digit industrial classifications for 1972-1990 and the 1980 Census occupational and industrial classifications and the NORC/GSS prestige score for 1988 to the present. Detailed occupational classifications, prestige scores and industrial classifications can be found in Appendices F, G and H. See also Appendix J for socio-economic index scores. The distributions given below are for first digit of each of the three codes. See Appendix T, GSS Methodological Report No. 59.

FATHER'S OCCUPATION

[VAR: PAOCC16]

RESPONSE	PUNCH	YEAR										COL. 63-65	
		1972-82	1982B	1983-87	1987B	1988-91	1993	1994	1996	1998	2000	ALL	
Professional, technical . . . 0		593	4	434	8	278	0	0	0	0	0	0	1,317
Professional, technical . . . 1		253	3	184	5	135	0	0	0	0	0	0	580
Managers and administrators, sales workers 2		1,977	10	1,254	18	793	0	0	0	0	0	0	4,052
Clerical and kindred workers 3		359	5	229	8	130	0	0	0	0	0	0	731
Craftsmen and kindred workers 4		1,905	20	1,083	31	556	0	0	0	0	0	0	3,595
Craftsmen and kindred workers 5		777	8	384	17	222	0	0	0	0	0	0	1,408
Operatives, except transport 6		1,513	44	675	39	378	0	0	0	0	0	0	2,649
Transport equipment operatives, laborers 7		1,217	38	707	47	433	0	0	0	0	0	0	2,442
Farmers, farm laborers, etc. 8		2,606	78	1,225	64	631	0	0	0	0	0	0	4,604
Service workers 9		489	22	262	13	136	0	0	0	0	0	0	922
Not applicable (Punches 5 & 7 in Col. 114), Don't know, No answer, and Disabled, etc. BK		1,937	122	1,105	103	2,215	1,606	2,992	2,904	2,832	2,817	18,633	

PRESTIGE OF FATHER'S OCCUPATION

[VAR: PAPRES16]

RESPONSE	PUNCH	YEAR										COL. 66-67	
		1972-82	1982B	1983-87	1987B	1988-91	1993	1994	1996	1998	2000	ALL	
00 - 09 0		2	0	0	0	0	0	0	0	0	0	0	2
10 - 19 1		1,033	52	557	60	316	0	0	0	0	0	0	2,018
20 - 29 2		1,371	28	570	26	327	0	0	0	0	0	0	2,322
30 - 39 3		2,672	57	1,520	54	844	0	0	0	0	0	0	5,147
40 - 49 4		4,438	83	2,313	85	1,228	0	0	0	0	0	0	8,147
50 - 59 5		1,529	8	980	13	640	0	0	0	0	0	0	3,170
60 - 69 6		417	3	309	10	231	0	0	0	0	0	0	970
70 - 79 7		171	1	152	2	86	0	0	0	0	0	0	412
80 - 89 8		56	0	36	0	20	0	0	0	0	0	0	112
Not applicable, No answer, Disabled, Don't know BK		1,937	122	1,105	103	2,215	1,606	2,992	2,904	2,832	2,817	18,633	

FATHER'S EMPLOYMENT STATUS

[VAR: PAWRKSLF]

RESPONSE	PUNCH	YEAR										COL. 68
		1972-82	1982B	1983-87	1987B	1988-91	1993	1994	1996	1998	2000	ALL
Self-employed 1		4,015	62	2,057	53	1,488	412	695	643	630	611	10,666
Someone else 2		7,758	176	4,393	199	3,418	945	1754	1705	1654	1645	23,647
Don't know 8		30	3	17	0	20	5	4	14	10	8	111
No answer 9		80	7	42	2	112	37	31	40	35	35	421
Not applicable (no father/father substitute, not employed) BK		1,743	106	1,033	99	869	207	508	502	503	518	6,088

FATHER'S INDUSTRY

[VAR: PAIND16]

RESPONSE	PUNCH	YEAR									COL. 69-71	
		1972-82	1982B	1983-87	1987B	1988-91	1993	1994	1996	1998	2000	ALL
Agriculture, Forestry, and Fisheries	0	4,454	108	2,128	101	1,120	0	0	0	0	0	7,911
Manufacturing	1	1,193	24	709	21	359	0	0	0	0	0	2,306
Manufacturing	2	932	14	570	18	295	0	0	0	0	0	1,829
Manufacturing	3	696	10	428	19	238	0	0	0	0	0	1,391
Transportation, Communications, and other Public Utilities	4	1,073	21	559	26	372	0	0	0	0	0	2,051
Wholesale	5	327	7	167	4	127	0	0	0	0	0	632
Retail Trade	6	988	9	524	12	309	0	0	0	0	0	1,842
Finance, Insurance, and Real Estate; Business and Repair Services	7	721	16	482	13	259	0	0	0	0	0	1,491
Entertainment and Recreation Services, Professional and Related Services	8	577	11	424	18	273	0	0	0	0	0	1,303
Public Administration	9	725	9	445	18	324	0	0	0	0	0	1,521
Not applicable, Don't know, No answer, and Disabled	BK	1,940	125	1,106	103	2,231	1,606	2,992	2,904	2,832	2,817	18,656

9. Father's Occupation, Prestige, and Industry

FATHER'S OCCUPATION

[VAR: PAOCC80]

RESPONSE	PUNCH	YEAR									COL. 72-74	
		1972-82	1982B	1983-87	1987B	1988-91	1993	1994	1996	1998	2000	ALL
Managerial and Professional	0	0	0	0	0	861	219	401	457	400	376	2,714
Managerial and Professional	1	0	0	0	0	196	58	108	124	119	99	704
Technical, Sales and Administrative Support	2	0	0	0	0	456	151	247	246	234	222	1,556
Administrative Support	3	0	0	0	0	182	53	85	79	69	65	533
Service	4	0	0	0	0	1,197	331	533	429	460	478	3,428
Precision, Production, Craft and Repair	5	0	0	0	0	640	192	337	326	348	307	2,150
Precision, Production, Craft and Repair	6	0	0	0	0	402	103	185	166	174	172	1,202
Operators, Fabricators, and Laborers	7	0	0	0	0	379	90	182	169	168	179	1,167
Operators, Fabricators, and Laborers	8	0	0	0	0	629	170	353	330	289	319	2,090
Not applicable (Punches 5 & 7 in Col. 114, Don't know, No answer, and Disabled, etc.	BK	13,626	354	7,542	353	965	239	561	578	571	600	25,389

PRESTIGE OF FATHER'S OCCUPATION

[VAR: PAPRES80]

RESPONSE	PUNCH	YEAR									COL. 75-76	
		1972-82	1982B	1983-87	1987B	1988-91	1993	1994	1996	1998	2000	ALL
10 - 19	1	0	0	0	0	11	2	5	1	5	4	28
20 - 29	2	0	0	0	0	497	145	245	217	214	207	1,525
30 - 39	3	0	0	0	0	1,282	289	612	620	615	630	4,048
40 - 49	4	0	0	0	0	1,927	584	944	792	774	787	5,808
50 - 59	5	0	0	0	0	711	181	326	395	343	310	2,266
60 - 69	6	0	0	0	0	357	107	191	220	226	201	1,302
70 - 79	7	0	0	0	0	129	46	96	66	68	65	470
80 - 89	8	0	0	0	0	28	13	12	15	16	13	97
Not applicable, Don't know, No answer, Disabled	BK	13,626	354	7,542	353	965	239	561	578	571	600	25,389

FATHER'S INDUSTRY

[VAR: PAIND80]

RESPONSE	PUNCH	YEAR										COL. 77-79
		1972-82	1982B	1983-87	1987B	1988-91	1993	1994	1996	1998	2000	ALL
Agriculture, Forestry, and Fisheries/Mining	0	0	0	0	0	1,527	416	652	641	608	622	4,466
Manufacturing	1	0	0	0	0	356	109	215	152	149	193	1,174
Manufacturing	2	0	0	0	0	410	108	218	189	168	182	1,275
Manufacturing	3	0	0	0	0	444	140	277	249	229	194	1,533
Transportation, Communications, and other Public Utilities	4	0	0	0	0	559	147	287	270	208	246	1,717
Wholesale/Retail Trade	5	0	0	0	0	250	53	82	97	88	97	667
Retail Trade	6	0	0	0	0	344	102	175	176	178	146	1,121
Finance, Insurance, and Real Estate; Business and Repair Services/ Personal Services	7	0	0	0	0	353	98	175	166	181	164	1,137
Entertainment and Recreation Services, Professional and Related Services	8	0	0	0	0	374	97	210	212	200	175	1,268
Public Administration	9	0	0	0	0	312	101	178	234	201	278	1,304
Not applicable, Don't know, No answer, and Disabled	BK	13,626	354	7,542	353	978	235	523	518	622	520	25,271

REMARKS: Coded using the U.S. Bureau of the Census 3 digit occupation and industries codes for 1980 and the 2 digit 1989 GSS/NORC prestige score. See Q. 6 for the question text and Appendices F-H for full details and distributions. The above distributions are for the first digit of each of the three codes, except that missing value codes are collapsed with blanks.

10. Mother's Occupation, Prestige, and Industry

A. What kind of work did your (mother/MOTHER SUBSTITUTE) usually do while you were growing up? That is, what was her job called?

OCCUPATION: [See REMARKS]

B. **IF NOT ALREADY ANSWERED, ASK:** What did she actually do in that job? Tell me, what were some of her main duties?

C. What kind of place did she work for?

INDUSTRY: [See REMARKS]

D. **IF NOT ALREADY ANSWERED, ASK:** What did they (make/do)?

E. **IF ALREADY ANSWERED, CODE WITHOUT ASKING:** Was she self-employed, or did she work for someone else?

MOTHER'S OCCUPATION

[VAR: MAOCC80]

RESPONSE	PUNCH	YEAR										COL. 80-82
		1972-82	1982B	1983-87	1987B	1988-91	1993	1994	1996	1998	2000	ALL
Managerial and Professional	0	0	0	0	0	0	0	139	221	204	220	784
Managerial and Professional	1	0	0	0	0	0	0	132	169	177	162	670
Technical, Sales and Administrative Support	2	0	0	0	0	0	0	238	220	207	208	873
Administrative Support	3	0	0	0	0	0	0	316	334	322	312	1,284
Service	4	0	0	0	0	0	0	442	430	360	419	1,651
Precision, Production, Craft and Repair	5	0	0	0	0	0	0	6	5	3	5	19
Precision, Production, Craft and Repair	6	0	0	0	0	0	0	60	62	75	62	259
Operators, Fabricators, and Laborers	7	0	0	0	0	0	0	214	212	195	186	807
Operators, Fabricators, and Laborers	8	0	0	0	0	0	0	74	75	67	49	265
Not applicable (Punches 4 & 6 in Col. 114), Don't know, No answer, and Disabled, etc.	BK	13,626	354	7,542	353	5,907	1,606	1,371	1,176	1,222	1,194	34,351

PRESTIGE OF MOTHER'S OCCUPATION

[VAR: MAPRES80]

RESPONSE	PUNCH	YEAR										COL. 83-84
		1972-82	1982B	1983-87	1987B	1988-91	1993	1994	1996	1998	2000	ALL
10 - 19	1	0	0	0	0	0	0	14	14	12	27	67
20 - 29	2	0	0	0	0	0	0	461	425	349	357	1,592
30 - 39	3	0	0	0	0	0	0	417	423	443	412	1,695
40 - 49	4	0	0	0	0	0	0	415	461	411	435	1,722
50 - 59	5	0	0	0	0	0	0	103	147	128	133	511
60 - 69	6	0	0	0	0	0	0	195	250	257	241	943
70 - 79	7	0	0	0	0	0	0	14	6	8	17	45
80 - 89	8	0	0	0	0	0	0	2	2	2	1	7
Not applicable, Don't know, No answer, Disabled	BK	13,626	354	7,542	353	5,907	1,606	1,371	1,176	1,222	1,194	34,351

MOTHER'S EMPLOYMENT STATUS

[VAR: MAWRKSLF]

RESPONSE	PUNCH	YEAR										COL. 85
		1972-82	1982B	1983-87	1987B	1988-91	1993	1994	1996	1998	2000	ALL
Self-employed	1	0	0	0	0	0	0	211	205	174	214	804
Someone else	2	0	0	0	0	0	0	1,445	1,531	1,447	1,424	5,847
Don't know	8	0	0	0	0	0	0	1	1	2	6	10
No answer	9	0	0	0	0	0	0	38	43	27	23	131
Not applicable (no mother/mother sub- stitute, not employed)	BK	13,626	354	7,542	353	5,907	1,606	1,297	1,124	1,182	1,150	34,141

MOTHER'S INDUSTRY

[VAR: MAIND80]

RESPONSE	PUNCH	YEAR										COL. 86-88
		1972-82	1982B	1983-87	1987B	1988-91	1993	1994	1996	1998	2000	ALL
Agriculture, Forestry, and Fisheries/Mining	0	0	0	0	0	0	0	53	50	44	48	195
Manufacturing	1	0	0	0	0	0	0	192	198	185	166	741
Manufacturing	2	0	0	0	0	0	0	48	48	57	56	209
Manufacturing	3	0	0	0	0	0	0	101	100	98	68	367
Transportation, Communications, and other Public Utilities	4	0	0	0	0	0	0	55	61	47	59	222
Wholesale/Retail Trade	5	0	0	0	0	0	0	86	79	78	61	304
Retail Trade	6	0	0	0	0	0	0	267	252	217	252	988
Finance, Insurance, and Real Estate; Business and Repair Services/ Personal Services	7	0	0	0	0	0	0	311	323	243	278	1,155
Entertainment and Recreation Services, Professional and Related Services	8	0	0	0	0	0	0	470	558	523	543	2,094
Public Administration	9	0	0	0	0	0	0	85	92	81	137	395
Not applicable, Don't know, No answer, and Disabled	BK	13,626	354	7,542	353	5,907	1,606	1,324	1,143	1,259	1,149	34,263

REMARKS: Coded using the U.S. Bureau of the Census 3 digit occupation and industries codes for 1980 and the 2 digit 1989 GSS/NORC prestige score. See Appendices F-H for full details and distributions. The above distributions are for the first digit of each of the three codes, except that missing value codes are collapsed with blanks.

11. How many brothers and sisters did you have? Please count those born alive, but no longer living, as well as those alive now. Also include stepbrothers and stepsisters, and children adopted by your parents.

[VAR: SIBS]

RESPONSE	PUNCH	YEAR										COL. 89-90
		1972-82	1982B	1983-87	1987B	1988-91	1993	1994	1996	1998	2000	ALL
None	00	775	28	372	23	278	89	162	140	105	142	2,114
One	01	1,926	24	1,160	29	923	260	537	501	493	507	6,360
Two	02	2,150	25	1,290	31	1,140	341	581	570	558	569	7,255
Three	03	1,898	40	1,183	39	959	282	483	497	483	475	6,339
Four	04	1,545	35	867	36	710	170	354	350	350	301	4,718
Five	05	1,222	43	698	30	502	117	232	228	207	237	3,516
Six	06	999	24	518	32	355	93	185	154	157	162	2,679
Seven	07	1,102	28	387	21	294	67	131	136	118	123	2,407
Eight	08	552	23	333	17	221	60	89	84	84	90	1,553
Nine	09	447	21	228	26	161	47	76	53	68	51	1,178
Ten	10	303	16	147	26	121	23	30	47	43	40	796
Eleven	11	231	19	119	11	83	15	33	50	47	40	648
Twelve	12	174	9	76	13	47	11	28	20	26	19	423
Thirteen	13	110	6	56	9	34	11	20	17	10	20	293
Fourteen	14	60	4	26	1	20	3	16	5	9	10	154
Fifteen	15	41	2	13	1	11	4	8	8	5	7	100
Sixteen	16	21	0	20	1	7	2	5	7	6	3	72
Seventeen	17	11	0	6	0	5	1	1	1	2	3	30
Eighteen	18	12	2	3	0	3	0	1	1	4	0	26
Nineteen	19	6	0	2	1	3	2	1	2	1	1	19
Twenty	20	7	2	7	0	0	0	2	0	2	2	22
Twenty-one	21	1	1	0	0	1	1	0	13	25	0	42
Twenty-two	22	2	1	0	0	1	1	0	1	4	3	13
Twenty-three	23	1	0	2	0	0	0	2	2	5	0	12
Twenty-four	24	0	0	2	0	0	0	0	0	1	1	4
Twenty-five	25	0	0	0	0	0	0	1	2	1	0	4
Twenty-six	26	1	0	2	0	2	0	0	0	0	0	5
Twenty-seven	27	3	0	0	1	0	0	2	0	0	0	6
Thirty	30	0	0	0	0	0	0	0	1	1	0	2
Thirty-one	31	1	0	0	0	0	0	0	5	0	0	6
Thirty-two	32	0	0	0	0	0	0	0	1	0	0	1
Thirty-three	33	0	0	0	0	0	0	0	1	0	0	1
Thirty-five	35	0	0	0	0	0	0	1	0	0	0	1
Sixty-eight	68	0	0	1	0	0	0	0	0	0	0	1
Don't know	98	11	0	5	3	9	3	5	2	5	5	48
No answer	99	14	1	19	2	17	3	6	5	12	6	85

REMARKS: See Appendix N for changes across surveys. If planning to perform trend analysis with this variable, please consult GSS Methodological Report No. 56.

12. How many children have you ever had? Please count all that were born alive at any time (including any you had from a previous marriage).

[VAR: CHILDS]

RESPONSE	PUNCH	YEAR										COL. 91
		1972-82	1982B	1983-87	1987B	1988-91	1993	1994	1996	1998	2000	ALL
None	0	3,468	79	2,113	95	1,633	447	820	822	802	813	11,092
One	1	2,146	64	1,158	62	932	259	484	461	474	455	6,494
Two	2	3,115	63	1,744	60	1,471	423	795	770	743	719	9,903
Three	3	2,096	42	1,176	45	874	243	447	420	411	449	6,203
Four	4	1,235	38	624	32	482	122	239	222	209	188	3,391
Five	5	631	26	298	19	245	64	103	94	86	93	1,659
Six	6	358	8	164	9	118	14	39	48	47	32	837
Seven	7	205	9	90	6	70	8	23	27	19	25	482
Eight or more	8	321	24	144	23	69	21	33	25	34	27	721
No answer, Don't know	9	51	1	31	2	13	5	9	15	7	16	150

13. RESPONDENT'S AGE

Cols. 92-93

REMARKS: Date of birth has been recoded into actual age in Cols. 92 and 93. See Appendix D: Recodes. See Appendix E: Age Distributions, for detailed responses. The distribution for the first digit, Col. 92 is given below. See Appendix N for changes across surveys.

[VAR: AGE]

RESPONSE	PUNCH	YEAR									COL. 92-93	
		1972-82	1982B	1983-87	1987B	1988-91	1993	1994	1996	1998	2000	ALL
10 - 19	1	308	7	119	9	89	23	36	41	42	51	725
20 - 29	2	3,174	95	1,684	81	1,187	278	485	550	495	475	8,504
30 - 39	3	2,680	70	1,744	85	1,396	381	753	696	687	610	9,102
40 - 49	4	2,115	48	1,156	52	1,055	331	623	623	580	634	7,217
50 - 59	5	2,135	55	963	36	639	206	416	394	405	408	5,657
60 - 69	6	1,733	39	955	51	740	167	295	278	267	273	4,798
70 - 79	7	1,085	25	637	20	567	156	263	213	239	222	3,427
80 or over	8	335	12	252	12	223	59	115	103	113	136	1,360
No answer, Don't know	9	61	3	32	7	11	5	6	6	4	8	143

14. How old were you when your first child was born?

[VAR: AGEKDBRN]

RESPONSE	PUNCH	YEAR									COL. 95-96	
		1972-82	1982B	1983-87	1987B	1988-91	1993	1994	1996	1998	2000	ALL
9-14	9-14	0	0	0	0	0	0	9	13	12	7	41
15-19	15-19	0	0	0	0	0	0	344	446	467	466	1,723
20-24	20-24	0	0	0	0	0	0	591	820	754	738	2,903
25-29	25-29	0	0	0	0	0	0	443	498	491	485	1,917
30-34	30-34	0	0	0	0	0	0	159	182	199	191	731
35-39	35-39	0	0	0	0	0	0	39	64	56	62	221
40-44	40-44	0	0	0	0	0	0	9	11	17	14	51
45-49	45-49	0	0	0	0	0	0	1	7	3	2	13
50-54	50-54	0	0	0	0	0	0	0	0	0	0	0
55 and higher	55	0	0	0	0	0	0	0	1	0	0	1
Don't know	98	0	0	0	0	0	0	1	10	3	7	21
No answer	99	0	0	0	0	0	0	19	28	28	32	107
Not applicable	BK	13,626	354	7,542	353	5,907	1,606	1,377	824	802	813	33,204

REMARKS: AGEKDBRN is coded in two digits. The collapsed numbers above are for convenience of display only.

Now just a few more background questions.

15 - 22. ASK ALL PARTS OF QUESTION ABOUT RESPONDENT BEFORE GOING ON TO ASK ABOUT R'S FATHER; AND THEN R'S MOTHER; THEN R'S SPOUSE, IF R IS CURRENTLY MARRIED.

- A. What is the highest grade in elementary school or high school that (you/your father/ your mother/your [husband/wife]) finished and got credit for? CODE EXACT GRADE.
- B. IF FINISHED 9th-12th GRADE OR DK*: Did (you/he/she) ever get a high school diploma or a GED certificate? [SEE D BELOW.] [See REMARKS]
- C. Did (you/he/she) complete one or more years of college for credit--not including schooling such as business college, technical or vocational school?

IF YES: How many years did (you/he/she) complete?

- D. Do you (Does [he/she]) have any college degrees? (IF YES: What degree or degrees?) CODE HIGHEST DEGREE EARNED.

15. RESPONDENT'S EDUCATION

[VAR: EDUC]

RESPONSE	PUNCH	YEAR										COL.	97-98
		1972-82	1982B	1983-87	1987B	1988-91	1993	1994	1996	1998	2000	ALL	
No formal schooling	00	56	0	20	6	10	3	4	4	2	1	106	
1st grade	01	18	0	8	0	4	0	1	0	0	0	31	
2nd grade	02	40	1	18	2	6	4	3	0	5	3	82	
3rd grade	03	98	8	44	9	16	0	6	8	10	6	205	
4th grade	04	134	3	46	3	35	7	12	6	9	6	261	
5th grade	05	184	4	55	9	32	7	15	13	8	9	336	
6th grade	06	266	15	103	7	66	20	19	14	23	22	555	
7th grade	07	389	10	136	6	87	27	29	23	21	20	748	
8th grade	08	1,106	21	416	12	283	61	109	80	82	95	2,265	
9th grade	09	616	27	301	13	217	47	85	69	75	69	1,519	
10th grade	10	907	23	415	27	267	58	102	121	113	106	2,139	
11th grade	11	925	38	502	27	365	86	168	155	138	153	2,557	
12th grade	12	4565	98	2,518	107	1,841	477	929	849	851	823	13,058	
[See REMARKS]													
1 year of college	13	907	24	542	38	485	154	277	296	270	290	3,283	
2 years	14	1,017	37	686	32	684	177	321	339	350	374	4,017	
3 years	15	412	10	313	9	277	75	146	153	146	127	1,668	
4 years	16	1,155	15	785	29	673	224	433	392	412	393	4,551	
5 years	17	280	6	220	8	159	50	97	120	86	90	1,116	
6 years	18	243	7	196	3	197	73	119	125	109	114	1,186	
7 years	19	128	3	81	0	71	25	46	42	41	39	476	
8 years	20	132	1	125	2	113	27	64	86	69	68	687	
Don't know	98	20	1	3	3	7	4	3	8	8	0	57	
No answer	99	28	2	9	1	12	0	4	1	4	9	70	

REMARKS: See Appendix D: Recodes, for a discussion of original format of Qs. 15-18. See Appendix N for changes across surveys.

16. RESPONDENT'S FATHER'S (FATHER SUBSTITUTE'S) EDUCATION

[VAR: PAEDUC]

RESPONSE	PUNCH	YEAR										COL.	99-100 ALL
		1972-82	1982B	1983-87	1987B	1988-91	1993	1994	1996	1998	2000		
No formal schooling	00	451	13	155	9	129	22	43	31	28	32	913	
1st grade	01	40	0	16	0	7	2	5	2	4	4	80	
2nd grade	02	103	1	42	1	43	9	17	6	15	19	256	
3rd grade	03	388	9	162	9	148	39	47	40	45	44	931	
4th grade	04	436	10	177	11	103	22	35	40	40	36	910	
5th grade	05	341	11	161	14	107	23	41	43	42	43	826	
6th grade	06	737	12	349	19	221	63	109	98	96	95	1,799	
7th grade	07	420	13	166	10	114	34	60	43	53	35	948	
8th grade	08	2,010	17	973	31	687	187	307	254	274	227	4,967	
9th grade	09	334	7	204	11	151	34	72	63	58	52	986	
10th grade	10	471	5	277	8	197	62	112	101	76	95	1,404	
11th grade	11	338	6	208	8	121	34	53	59	56	59	942	
12th grade	12	2,132	35	1,447	36	1,193	317	637	631	607	627	7,662	
[See REMARKS, Q. 15]													
1 year of college	13	216	2	133	5	129	37	57	72	58	65	774	
2 years	14	399	7	279	10	232	79	161	148	145	129	1,589	
3 years	15	96	2	50	5	56	20	22	40	26	26	343	
4 years	16	509	3	445	7	378	123	216	229	256	212	2,378	
5 years	17	79	1	45	1	41	12	19	22	31	13	264	
6 years	18	126	2	95	0	103	36	62	60	57	63	604	
7 years	19	42	0	42	1	30	9	21	15	16	15	191	
8 years	20	115	1	97	2	93	31	59	69	58	55	580	
Not applicable (no parental substitute)	97	1,723	106	1,018	98	781	197	492	502	503	518	5,938	
Don't know	98	2,072	88	985	54	756	185	330	324	275	326	5,395	
No answer	99	48	3	16	3	87	29	15	12	13	27	253	

17. RESPONDENT'S MOTHER'S (SUBSTITUTE MOTHER'S) EDUCATION

[VAR: MAEDUC]

RESPONSE	PUNCH	YEAR										COL.	101-102 ALL
		1972-82	1982B	1983-87	1987B	1988-91	1993	1994	1996	1998	2000		
No formal schooling	00	461	10	170	13	145	23	41	34	32	46	975	
1st grade	01	35	1	4	1	6	1	3	3	3	0	57	
2nd grade	02	68	4	45	1	23	8	16	8	16	17	206	
3rd grade	03	251	10	116	5	90	14	29	23	26	39	603	
4th grade	04	325	7	127	4	77	23	38	31	27	34	693	
5th grade	05	317	13	145	7	101	23	33	31	33	23	726	
6th grade	06	650	26	274	16	188	40	87	69	87	79	1,516	
7th grade	07	415	11	180	6	110	37	58	48	36	37	938	
8th grade	08	2,189	20	1,008	46	710	177	319	243	229	233	5,174	
9th grade	09	401	21	244	24	193	35	86	75	72	77	1,228	
10th grade	10	701	16	376	22	278	76	141	130	129	129	1,998	
11th grade	11	513	18	281	17	177	47	100	93	103	81	1,430	
12th grade	12	3,327	61	2,316	79	1,836	573	1,007	1,009	932	939	12,079	
[See REMARKS, Q. 15]													
1 year of college	13	248	8	175	12	213	47	95	76	98	88	1,060	
2 years	14	485	10	364	17	312	101	197	243	204	201	2,134	
3 years	15	100	3	72	1	79	22	47	46	44	41	455	
4 years	16	466	10	357	7	326	102	187	214	235	218	2,122	
5 years	17	32	2	36	1	22	5	15	16	22	17	168	
6 years	18	64	2	71	2	60	17	38	48	47	41	390	
7 years	19	10	0	15	0	6	3	7	8	5	4	58	
8 years	20	20	0	14	1	18	5	16	24	19	24	141	
Not applicable (no parental substitute)	97	510	13	269	22	155	41	135	123	124	132	1,524	
Don't know	98	1,968	85	864	44	666	159	284	292	269	284	4,915	
No answer	99	70	3	19	5	116	27	13	17	40	33	343	

18. RESPONDENT'S SPOUSE'S EDUCATION

[VAR: SPEDUC]

RESPONSE	PUNCH	YEAR										COL.	
		1972-82	1982B	1983-87	1987B	1988-91	1993	1994	1996	1998	2000	103-104	
No formal schooling	00	29	0	9	0	15	2	1	0	0	0	1	57
1st grade	01	6	0	3	1	1	0	0	2	0	0	0	13
2nd grade	02	15	2	1	0	5	1	1	0	4	4	4	33
3rd grade	03	50	1	19	3	16	2	6	2	1	2	2	102
4th grade	04	66	1	28	1	13	2	1	5	2	0	0	119
5th grade	05	100	0	21	2	15	2	6	3	6	5	5	160
6th grade	06	164	5	48	3	40	4	10	3	12	4	4	293
7th grade	07	234	6	64	4	33	10	9	10	5	2	2	377
8th grade	08	752	8	234	3	127	20	48	43	27	35	1,297	1,297
9th grade	09	334	6	127	4	85	22	27	19	30	24	678	678
10th grade	10	562	7	210	3	141	45	59	44	47	39	1,157	1,157
11th grade	11	603	9	227	11	168	34	67	60	55	52	1,286	1,286
12th grade	12	3,255	50	1,613	36	1,130	287	491	473	427	437	8,199	8,199
[See REMARKS, Q. 15]													
1 year of college	13	485	9	257	10	225	65	119	108	96	86	1,460	1,460
2 years	14	637	10	413	13	337	99	210	172	175	171	2,237	2,237
3 years	15	228	5	145	3	107	27	65	61	51	56	748	748
4 years	16	792	10	483	10	380	139	232	201	227	191	2,665	2,665
5 years	17	170	0	115	1	89	29	56	47	37	28	572	572
6 years	18	182	4	120	2	96	34	72	67	56	51	684	684
7 years	19	68	0	50	0	41	9	17	16	13	25	239	239
8 years	20	103	0	63	0	75	15	29	45	40	34	404	404
Not applicable (not married)	97	4,670	215	3,250	238	2,741	747	1,451	1,514	1,487	1,538	17,851	17,851
Don't know	98	79	6	35	4	24	6	10	5	26	11	206	206
No answer	99	42	0	7	1	3	5	5	4	8	21	96	96

19. RESPONDENT'S DEGREE

[VAR: DEGREE]

RESPONSE	PUNCH	YEAR										COL.	
		1972-82	1982B	1983-87	1987B	1988-91	1993	1994	1996	1998	2000	105	
Less than high school	0	4,667	147	1,986	119	1,285	294	507	448	430	439	10,332	10,332
High school	1	6,733	159	3,899	179	3,150	840	1,586	1,567	1,500	1,501	21,114	21,114
Associate/Junior college	2	303	11	288	12	309	97	176	187	209	206	1,798	1,798
Bachelor's	3	1,281	19	949	33	789	253	497	471	478	435	5,205	5,205
Graduate	4	578	14	405	9	352	118	216	224	205	218	2,339	2,339
Don't know	8	7	1	4	0	2	2	3	2	0	2	23	23
No answer	9	57	3	11	1	20	2	7	5	10	16	132	132

REMARKS: See Appendix D: Recodes, for a discussion of the original format of Qs. 19-22. See Appendix N for changes across surveys.

20. RESPONDENT'S FATHER'S (SUBSTITUTE FATHER'S) DEGREE

[VAR: PADEG]

RESPONSE	PUNCH	YEAR										COL.	
		1972-82	1982B	1983-87	1987B	1988-91	1993	1994	1996	1998	2000	106	
Less than high school	0	6,853	133	3,316	157	2,454	597	1,007	874	857	847	17,095	17,095
High school	1	2,775	45	1,906	56	1,597	457	860	872	812	808	10,188	10,188
Associate/Junior college	2	56	0	60	2	71	26	55	48	48	51	417	417
Bachelor's	3	481	3	432	10	356	131	226	227	263	226	2,355	2,355
Graduate	4	350	4	270	4	244	76	146	160	154	133	1,541	1,541
Not applicable (no father/father substitute)	7	1,723	106	1,018	98	782	197	492	502	503	518	5,939	5,939
Don't know	8	1,059	58	515	22	351	98	189	201	176	195	2,864	2,864
No answer	9	329	5	25	4	52	24	17	20	19	39	534	534

21. RESPONDENT'S MOTHER'S (SUBSTITUTE MOTHER'S) DEGREE

[VAR: MADEG]

RESPONSE	PUNCH	YEAR									COL. 107	
		1972-82	1982B	1983-87	1987B	1988-91	1993	1994	1996	1998	2000	ALL
Less than high school	0	7,046	182	3,348	174	2,445	571	1,031	869	850	887	17,403
High school	1	4,032	82	2,860	111	2,377	697	1,299	1,308	1,212	1,194	15,172
Associate/Junior college	2	132	5	109	6	122	43	80	94	109	104	804
Bachelor's	3	446	8	357	7	307	103	186	213	232	219	2,078
Graduate	4	124	4	119	4	101	30	72	84	86	79	703
Not applicable (no mother/mother substitute)	7	510	13	269	22	155	41	135	123	124	132	1,524
Don't know	8	979	54	455	23	302	100	172	188	175	168	2,616
No answer	9	357	6	25	6	98	21	17	25	44	34	633

22. RESPONDENT'S SPOUSE'S DEGREE

[VAR: SPDEG]

RESPONSE	PUNCH	YEAR									COL. 108	
		1972-82	1982B	1983-87	1987B	1988-91	1993	1994	1996	1998	2000	ALL
Less than high school	0	2,865	50	951	35	609	133	214	189	173	179	5,398
High school	1	4,513	64	2,347	57	1,746	454	817	753	693	665	12,109
Associate/Junior college	2	189	3	179	6	138	44	102	99	103	95	958
Bachelor's	3	828	14	541	7	435	148	278	218	237	209	2,915
Graduate	4	435	3	250	5	210	72	115	126	121	116	1,453
Not applicable (not married)	7	4,670	215	3,250	238	2,741	747	1,451	1,514	1,487	1,538	17,851
Don't know	8	43	5	17	4	15	5	5	2	12	9	117
No answer	9	83	0	7	1	13	3	9	3	6	6	132

23. CODE RESPONDENT'S SEX

[VAR: SEX]

RESPONSE	PUNCH	YEAR									COL. 109	
		1972-82	1982B	1983-87	1987B	1988-91	1993	1994	1996	1998	2000	ALL
Male	1	6,154	140	3,238	137	2,538	685	1,290	1,285	1,232	1,229	17,928
Female	2	7,472	214	4,304	216	3,369	921	1,702	1,619	1,600	1,588	23,005

REMARKS: Interviewer coded. See Appendix T, GSS Methodological Report No. 9. If planning to perform trend analysis with this variable, please consult GSS Methodological Report No. 56.

24. CODE WITHOUT ASKING ONLY IF THERE IS NO DOUBT IN YOUR MIND.

What race do you consider yourself? RECORD VERBATIM AND CODE.

[VAR: RACE]

RESPONSE	PUNCH	YEAR										COL. 110
		1972-82	1982B	1983-87	1987B	1988-91	1993	1994	1996	1998	2000	ALL
White	1	11,982	0	6,476	0	4,967	1,347	2,483	2,349	2,241	2,238	34,083
Black	2	1,539	354	862	353	706	179	388	402	400	432	5,615
Other (SPECIFY) [See REMARKS]	3	105	0	204	0	234	80	121	153	191	147	1,235

REMARKS: Interviewer coded except in cases where question suggested was asked. Punch 3 in Col. 110 (Other SPECIFY) included 1 Aleut, 154 American Indian, 1 Arab, 139 Asian, 1 Chamorro, 24 Chinese, 1 Chinese/Japanese, 1 Creole, 2 Cuban, 1 Dominican, 1 Egyptian, 38 Filipino, 1 Guyanese, 6 Hawaiian, 6 Hindu, 267 Hispanic, 1 Hmong, 4 Human, 31 Indian (Asian), 1 Indonesian, 1 Israelite, 3 Iranian, 1 Jamaican, 29 Japanese, 11 Korean, 3 Laos, 4 Latin, 3 Latino, 2 Lebanese, 1 Malaysian, 2 Mestizo, 59 Mexican, 3 Mulatto, 18 Native American, 49 Oriental, 5 Pacific Islander, 3 Polynesian, 22 Puerto Rican, 30 Spanish, 2 Thai, 3 Vietnamese, 1 West Indies, 8 "Mixed", 1 "mixed bag", 1 "person of color", "1/2 American Indian, 1/2 Hispanic", 1 "halfbreed", 5 "Brown," and 3 "Yellow," 2 "Amerasian," 2 "Biracial," 1 "Black and Asian," and 1 "Black and White," 1 "Black, American Indian, and Spanish," 1 "Asian Pacific Islander," 1 "White Indian American," and 1 "American Indian/White," 1 "Euro-Asian," 1 "don't have one, just me," 1 "White+ Mexican," 2 "1/2 Caucasian, 1/2 Philipins," 1 "African Cherokee," 1 "Mexican and Indian," 1 "American/Bangdi" and 1 "wheat color." If planning to perform trend analysis with this variable, please consult GSS Methodological Report No. 56. See also GSS Methodological Reports 85 and 89.

25. Which of the categories on this card comes closest to the type of place you were living in when you were 16 years old?



[VAR: RES16]

RESPONSE	PUNCH	YEAR										COL. 111
		1972-82	1982B	1983-87	1987B	1988-91	1993	1994	1996	1998	2000	ALL
In open country but not on a farm	1	1,422	32	776	30	650	187	357	333	327	311	4,425
On a farm	2	3,009	78	1,403	57	997	288	405	374	371	385	7,367
In a small city or town (under 50,000)	3	4,250	83	2,378	85	1,911	466	931	922	857	871	12,754
In a medium-size city (50,000-250,000)	4	1,721	50	1,150	71	864	220	469	494	450	461	5,950
In a suburb near a large city	5	1,020	24	735	21	608	205	368	357	361	333	4,032
In a large city (over 250,000)	6	2,177	83	1,084	87	864	236	456	418	462	449	6,316
Don't know	8	7	0	4	0	5	2	2	3	2	1	26
No answer	9	20	4	12	2	8	2	4	3	2	6	63

REMARKS: Card C contained responses for Punches 1 to 6.

26. In what state or foreign country were you living when you were 16 years old?

REFER TO REGION CODES BELOW AND ENTER CODE NUMBERS IN BOX.

[VAR: REG16]

RESPONSE	PUNCH	YEAR										COL. 112
		1972-82	1982B	1983-87	1987B	1988-91	1993	1994	1996	1998	2000	ALL
New England	1	569	1	436	2	317	57	140	166	145	129	1,962
Middle Atlantic	2	2,353	27	1,154	40	911	244	468	465	452	470	6,584
East North Central	3	2,849	51	1,526	59	1,159	332	522	563	523	510	8,094
West North Central	4	1,224	9	761	16	581	136	252	213	225	204	3,621
South Atlantic	5	2,316	115	1,053	118	883	223	466	414	433	401	6,422
East South Central	6	1,011	72	687	72	461	137	222	216	203	204	3,285
West South Central	7	1,215	48	626	26	481	155	303	251	274	286	3,665
Mountain	8	436	3	343	4	271	66	142	145	143	148	1,701
Pacific	9	1,100	16	624	5	549	172	311	291	260	274	3,602
Foreign	0	553	12	332	11	294	84	166	180	174	191	1,997

IF STATE NAMED IS SAME STATE R. LIVES IN NOW, ASK A:

A. When you were 16 years old, were you living in this same (city/town/ county)?

[VAR: MOBILE16]

RESPONSE	PUNCH	YEAR										COL. 113
		1972-82	1982B	1983-87	1987B	1988-91	1993	1994	1996	1998	2000	ALL
Same State, same City	1	5,759	202	3,146	155	2,375	662	1,180	1,092	1,101	1,100	16,772
Same State, different City	2	3,372	29	1,923	48	1,568	426	754	704	728	732	10,284
Different State	3	4,169	117	2,397	144	1,920	515	1,051	1,094	988	969	13,364
Don't know	8	1	0	0	0	1	0	0	0	0	1	3
No answer	9	325	6	76	6	43	3	7	14	15	15	510

REMARKS: See Appendix D: Recodes, for discussion of the recoding of the original question.

New England = Maine, Vermont, New Hampshire, Massachusetts, Connecticut, Rhode Island

Middle Atlantic = New York, New Jersey, Pennsylvania

East North Central = Wisconsin, Illinois, Indiana, Michigan, Ohio

West North Central = Minnesota, Iowa, Missouri, North Dakota, South Dakota, Nebraska, Kansas

South Atlantic = Delaware, Maryland, West Virginia, Virginia, North Carolina, South Carolina, Georgia, Florida, District of Columbia

East South Central = Kentucky, Tennessee, Alabama, Mississippi

West South Central = Arkansas, Oklahoma, Louisiana, Texas

Mountain = Montana, Idaho, Wyoming, Nevada, Utah, Colorado, Arizona, New Mexico

Pacific = Washington, Oregon, California, Alaska, Hawaii

27. Were you living with both your own mother and father around the time you were 16? (IF NO: With whom were you living around that time?) (IF R. MARRIED OR LEFT HOME BY AGE 16, PROBE "BEFORE THAT.")

[VAR: FAMILY16]

RESPONSE	PUNCH	YEAR										COL. 114
		1972-82	1982B	1983-87	1987B	1988-91	1993	1994	1996	1998	2000	ALL
Both own mother and father (GO TO Q. 28)	1	10,279	192	5,687	196	4,319	1,192	2,101	2,012	1,959	1,936	29,873
Father and stepmother (ASK A)	2	247	7	135	4	100	33	76	79	90	61	832
Mother and stepfather (ASK A)	3	525	16	300	19	294	72	162	135	159	151	1,833
Father only (ASK A)	4	327	9	158	15	136	34	71	70	55	63	938
Mother only (ASK A)	5	1,418	85	815	72	689	166	405	407	385	417	4,859
Some other <u>male relative</u> (No female head) (SPECIFY AND ASK A) [See REMARKS]	6	53	1	22	3	19	7	12	3	5	9	134
Some other <u>female relative</u> (No male head) (SPECIFY AND ASK A) [See REMARKS]	7	174	16	110	21	93	31	35	42	44	43	609
Other arrangement with <u>relatives</u> (eg, aunt and uncle, grand-parents) (ASK A)	8	357	16	173	15	111	38	62	71	50	58	951
Other (SPECIFY AND ASK A) [See REMARKS]	0	236	10	139	7	144	33	68	82	85	79	883
No answer	9	10	2	3	1	2	0	0	3	0	0	21

A. IF NOT LIVING WITH BOTH OWN MOTHER AND FATHER: What happened?

[VAR: FAMDIF16]

RESPONSE	PUNCH	YEAR										COL. 115
		1972-82	1982B	1983-87	1987B	1988-91	1993	1994	1996	1998	2000	ALL
One or both parents died	1	1,611	58	833	56	604	143	303	271	231	238	4,348
Parents divorced or separated	2	1,050	68	728	67	721	192	430	433	430	398	4,517
Father absent in armed forces	3	6	0	3	1	3	0	2	0	3	2	20
One or both parents in institution	4	14	0	5	0	5	0	1	4	5	8	42
Other (SPECIFY) [See REMARKS]	5	213	28	198	22	194	72	125	145	142	134	1,273
Don't know	8	12	5	19	4	23	7	9	5	12	9	105
No answer	9	26	3	69	7	38	0	21	34	50	92	340
Not applicable (Punch 1 in Col. 114)	BK	10,694	192	5,687	196	4,319	1,192	2,101	2,012	1,959	1,936	30,288

REMARKS: Contents of Punches 6, 7, 0 in Col. 114 (Other SPECIFY), and Punch 5 in Col. 115 (Other SPECIFY) are available from NORC. See Appendix N for changes across surveys. If planning to perform trend analysis with FAMILY 16, please consult GSS Methodological Report No. 56.

<p><u>IF NOT LIVING WITH OWN FATHER: ASK Q. 8, 16, AND 20 IN TERMS OF STEPFATHER OR OTHER MALE SPECIFIED ABOVE.</u></p> <p>IF NO STEPFATHER OR OTHER MALE, SKIP Q. 8, 16, AND 20.</p>	<p><u>IF NOT LIVING WITH OWN MOTHER: ASK Q. 17 AND Q. 21 IN TERMS OF STEPMOTHER OR OTHER FEMALE SPECIFIED ABOVE.</u></p> <p>IF NO STEPMOTHER OR OTHER FEMALE, SKIP Q. 17 AND Q. 21.</p> <p>NOTE <u>SPECIAL</u> INSTRUCTIONS BEFORE Q. 28.</p>
---	---

ASK ONLY FOR RESPONDENTS WHO LIVED WITH OWN MOTHER (SEE Q. 27): (OTHERS SKIP TO Q. 29)

28. Did your mother ever work for pay for as long as a year, after she was married?

[VAR: MAWORK]

RESPONSE	PUNCH	YEAR										COL. 116
		1972-82	1982B	1983-87	1987B	1988-91	1993	1994	1996	1998	2000	ALL
Yes (ASK A & B)	1	5,325	168	4,121	199	3,347	940	0	0	0	0	14,100
No	2	5,169	96	2,577	81	1,840	449	0	0	0	0	10,212
Don't know	8	166	13	91	6	98	37	0	0	0	0	411
No answer	9	183	18	19	2	19	14	0	0	0	0	255
Not applicable (Punches 2, 4, 6, 7, 8, and some cases Punch 0 in Col. 114)	BK	2,783	59	734	65	603	166 2,992	2,904	2,832	2,817	15,955	

IF YES:

A. Did she work for as long as a year before you started first grade?

[VAR: MAWKBABY]

RESPONSE	PUNCH	YEAR										COL. 117
		1972-82	1982B	1983-87	1987B	1988-91	1993	1994	1996	1998	2000	ALL
Yes	1	2,172	112	344	0	0	0	0	0	0	0	2,628
No	2	2,920	46	478	0	0	0	0	0	0	0	3,444
Don't know	8	218	10	43	0	0	0	0	0	0	0	271
No answer	9	140	18	3	0	0	0	0	0	0	0	161
Not applicable (Punches 2, 8, and BK in Col. 116)	BK	8,176	168	6,674	353	5,907	1,606 2,992	2,904	2,832	2,817	34,429	

IF YES:

B. Did she work as long as a year after you were born and before you started first grade?

[VAR: MAWKBORN]

RESPONSE	PUNCH	YEAR										COL. 118
		1972-82	1982B	1983-87	1987B	1988-91	1993	1994	1996	1998	2000	ALL
Yes	1	0	0	340	136	1,452	418	182	0	0	0	2,528
No	2	0	0	451	50	1,768	486	200	0	0	0	2,955
Don't know	8	0	0	24	11	120	32	17	0	0	0	204
No answer	9	0	0	10	4	26	18	7	0	0	0	65
Not applicable (Punches 2, 8, and BK in Col. 116 or 120)	BK	13,626	354	6,717	152	2,541	652 2,586	2,904	2,832	2,817	35,181	

C. Did she work for as long as a year around the time you were 16?

[VAR: MAWK16]

RESPONSE	PUNCH	YEAR										COL. 119	
		1972-82	1982B	1983-87	1987B	1988-91	1993	1994	1996	1998	2000	ALL	
Yes	1	3,546	138	584	0	0	0	0	0	0	0	0	4,268
No	2	1,730	29	273	0	0	0	0	0	0	0	0	2,032
Don't know	8	25	0	4	0	0	0	0	0	0	0	0	29
No answer	9	149	19	7	0	0	0	0	0	0	0	0	175
Not applicable (Punches 2, 8, and BK in Col.116)	BK	8,176	168	6,674	353	5,907	1,606	2,992	2,904	2,832	2,817	34,429	

REMARKS: Prior to 1994, MAWORK (Q. 28) served as a filter question for MAWKBORN (Q. 28B); in 1994, MAWRKGRW (Q. 29) replaced MAWORK (Q. 28) as the filter question for MAWKBORN (Q. 28B).

29. Did your mother ever work for pay for as long as a year, while you were growing up?

[VAR: MAWRKGRW]

RESPONSE	PUNCH	YEAR										COL. 120
		1972-82	1982B	1983-87	1987B	1988-91	1993	1994	1996	1998	2000	ALL
Yes	1	0	0	0	0	0	0	1,683	1,765	1,642	1,654	6,744
No	2	0	0	0	0	0	0	1,135	980	987	997	4,099
Don't know	8	0	0	0	0	0	0	10	21	23	21	75
No answer	9	0	0	0	0	0	0	13	15	56	13	97
Not applicable (Punches 2, 4, 6, 7, 8, and some cases Punch 0 in Col. 114)	BK	13,626	354	7,542	353	5,907	1,606	151	123	124	132	29,918

30. Thinking about the time when you were 16 years old, compared with American families in general then, would you say your family income was--far below average, below average, average, above average, or far above average?
(PROBE: Just your best guess.)

[VAR: INCOM16]

RESPONSE	PUNCH	YEAR										COL. 121
		1972-82	1982B	1983-87	1987B	1988-91	1993	1994	1996	1998	2000	ALL
Far below average	1	1,011	52	569	57	501	116	120	0	0	0	2,426
Below average	2	3,223	127	1,722	119	1,389	393	317	0	0	0	7,290
Average	3	7,263	147	3,856	138	2,932	795	798	0	0	0	15,929
Above average	4	1,767	16	1,175	25	913	252	243	0	0	0	4,391
Far above average	5	208	6	131	9	97	34	26	0	0	0	511
Lived in institution	7	10	0	0	0	0	0	0	0	0	0	10
Don't know	8	109	5	61	3	54	12	16	0	0	0	260
No answer	9	35	1	28	2	21	4	2	0	0	0	93
Not applicable	BK	0	0	0	0	0	0	1,470	2,904	2,832	2,817	10,023

REMARKS: See Appendix N for changes across surveys.

31. Were you born in this country?

[VAR: BORN]

RESPONSE	PUNCH	YEAR										COL. 122
		1972-82	1982B	1983-87	1987B	1988-91	1993	1994	1996	1998	2000	ALL
Yes	1	5,639	339	7,027	331	5,500	1,481	2,749	2,655	2,577	2,537	30,835
No	2	389	13	487	20	379	117	214	238	242	271	2,370
Don't know	8	1	0	0	0	1	0	0	0	1	2	5
No answer	9	7	2	28	2	27	8	29	11	12	7	133
Not applicable	BK	7590	0	0	0	0	0	0	0	0	0	7,590

32. Were both your parents born in this country? (IF THE RESPONDENT IS UNCERTAIN OF PARENT, USE SAME PERSONS AS IN Qs. 8, 16, 17, 20, AND 21.)

[VAR: PARBORN]

RESPONSE	PUNCH	YEAR										COL. 123
		1972-82	1982B	1983-87	1987B	1988-91	1993	1994	1996	1998	2000	ALL
Both born in US	0	4,833	330	6,191	333	4,888	1,351	2,480	2,441	2,323	2,306	27,476
Mother yes, father no	1	235	1	266	1	212	36	91	88	86	86	1,102
Mother no, father yes	2	141	1	166	2	134	33	71	52	47	75	722
Mother yes, father DK	3	12	0	10	0	12	3	8	6	11	5	67
Mother no, father DK	4	1	0	4	0	1	1	2	0	1	3	13
Mother DK, father yes	5	0	0	1	0	2	0	2	0	1	0	6
Mother DK, father no	6	1	0	2	0	2	0	0	0	3	0	8
Mother DK, father DK	7	11	0	7	1	7	5	3	3	2	4	43
Neither born in US	8	793	20	864	14	622	167	318	303	338	332	3,771
No answer	9	9	2	31	2	27	10	17	11	20	6	135
Not applicable	BK	7,590	0	0	0	0	0	0	0	0	0	7,590

33. Were all of your four grandparents born in this country?

Yes..... 1
 No..... (ASK A).... 2
 Don't know..... 8

A. How many were born outside the United States?

[VAR: GRANBORN]

RESPONSE	PUNCH	YEAR										COL. 124
		1972-82	1982B	1983-87	1987B	1988-91	1993	1994	1996	1998	2000	ALL
None	0	3,253	304	4,042	298	3,275	925	1,747	1,672	1,606	1,605	18,727
One	1	358	4	497	6	364	96	187	176	165	152	2,005
Two	2	688	7	856	9	631	166	305	328	310	307	3,607
Three	3	159	0	186	0	159	39	57	68	63	61	792
Four	4	1,263	19	1,490	12	1,057	272	503	466	486	476	6,044
Don't know	8	97	1	71	3	64	14	19	21	21	25	366
No answer	9	23	2	46	3	36	11	15	16	28	17	197
Not applicable (Punch 8 in Q. 33)	BK	7,785	17	354	22	321	83	159	157	153	174	9,225

34. Household Size and Composition (see Appendix D: Recodes, for information about these variables).

NUMBER OF HOUSEHOLD MEMBERS TOTAL PERSONS:

[VAR: HOMPOP]

RESPONSE	PUNCH	YEAR										COL. 125-126	
		1972-82	1982B	1983-87	1987B	1988-91	1993	1994	1996	1998	2000	ALL	
01	01	2,084	84	1,623	93	1,362	377	760	744	780	742	8,649	
02	02	4,169	89	2,370	88	1,981	521	1,001	988	937	929	13,073	
03	03	2,517	58	1,404	52	1,015	295	527	454	483	459	7,264	
04	04	2,328	51	1,183	57	935	267	447	453	394	433	6,548	
05	05	1,370	35	623	32	393	107	170	152	145	160	3,187	
06	06	627	16	209	19	129	31	55	71	62	64	1,283	
07	07	277	5	72	5	59	5	25	29	16	15	508	
08	08	133	10	27	2	17	1	6	8	9	2	215	
09	09	54	3	16	3	10	2	1	4	4	8	105	
10	10	36	1	15	2	5	0	0	1	2	5	67	
11	11	11	1	0	0	0	0	0	0	0	0	12	
12	12	5	1	0	0	0	0	0	0	0	0	6	
13	13	6	0	0	0	0	0	0	0	0	0	6	
14	14	2	0	0	0	0	0	0	0	0	0	2	
15	15	1	0	0	0	0	0	0	0	0	0	1	
16	16	1	0	0	0	0	0	0	0	0	0	1	
No answer	99	5	0	0	0	1	0	0	0	0	0	6	

34A. NUMBER OF MEMBERS UNDER 6. UNDER 6 YEARS:

[VAR: BABIES]

RESPONSE	PUNCH	YEAR										COL. 127	
		1972-82	1982B	1983-87	1987B	1988-91	1993	1994	1996	1998	2000	ALL	
0	0	10,720	265	6,148	272	4,798	1,321	2,485	2,408	2,401	2,232	33,140	
1	1	1,899	56	939	58	734	198	369	340	308	315	5,216	
2	2	778	29	359	17	289	75	108	132	102	115	2,004	
3	3	159	4	65	5	35	9	23	22	15	16	353	
4	4	24	0	8	0	2	0	4	2	0	2	42	
5	5	3	0	1	1	1	0	0	0	0	0	6	
No answer	9	43	0	22	0	48	3	3	0	5	47	171	

34B. NUMBER OF MEMBERS 6 TO 12 YEARS. 6-12 YEARS:

[VAR: PRETEEN]

RESPONSE	PUNCH	YEAR										COL. 128	
		1972-82	1982B	1983-87	1987B	1988-91	1993	1994	1996	1998	2000	ALL	
0	0	10,250	257	6,013	258	4,675	1,294	2,423	2,368	2,315	2,200	32,053	
1	1	1,949	69	947	55	730	192	369	346	311	377	5,345	
2	2	1,002	20	458	35	335	96	162	155	161	152	2,576	
3	3	293	5	81	3	81	18	31	29	33	28	602	
4	4	65	3	14	2	14	2	4	6	3	9	122	
5	5	19	0	4	0	1	0	0	0	1	4	29	
6	6	4	0	1	0	0	0	0	0	2	0	7	
No answer	9	44	0	24	0	71	4	3	0	6	47	199	

34C. NUMBER OF MEMBERS 13 TO 17 YEARS OLD. 13-17 YEARS:

[VAR: TEENS]

RESPONSE	PUNCH	YEAR										COL. 129
		1972-82	1982B	1983-87	1987B	1988-91	1993	1994	1996	1998	2000	ALL
0	0	10,651	277	6,217	288	5,012	1,377	2,567	2,492	2,414	2,360	33,655
1	1	1,805	44	924	38	652	173	326	306	321	316	4,905
2	2	856	22	315	20	182	52	83	97	86	79	1,792
3	3	230	8	62	5	28	4	14	8	6	18	383
4	4	43	2	7	2	1	0	1	1	3	1	61
5	5	6	1	0	0	0	0	0	0	1	0	8
6	6	1	0	1	0	0	0	0	0	0	0	2
8 or more	8	1	0	0	0	0	0	0	0	0	0	1
No answer	9	33	0	16	0	32	0	1	0	1	43	126

34D. NUMBER OF MEMBERS OVER 17 YEARS OLD. 18+ YEARS:

[VAR: ADULTS]

RESPONSE	PUNCH	YEAR										COL. 130
		1972-82	1982B	1983-87	1987B	1988-91	1993	1994	1996	1998	2000	ALL
1	1	2,680	126	2,028	143	1,747	473	970	984	967	959	11,077
2	2	8,269	145	4,248	143	3,309	900	1,630	1,524	1,510	1,511	23,189
3	3	1,847	59	902	37	610	177	291	298	275	253	4,749
4	4	607	19	279	21	183	49	84	76	64	77	1,459
5	5	155	3	65	8	42	5	13	16	13	13	333
6	6	34	0	16	1	13	1	4	6	1	2	78
7	7	6	1	4	0	3	1	0	0	1	0	16
8 or more	8	6	1	0	0	0	0	0	0	0	0	7
No answer	9	22	0	0	0	0	0	0	0	1	2	25

REMARKS: See Appendices D and N for recodes and wording changes. See Appendix T, GSS Methodological Report No. 3. See Appendix A for use of 34D as weight. If planning to perform trend analysis with this variable, please consult GSS Methodological Report No. 56.

35. Is everyone in the household related to you in some way?

- Yes
- No....(ASK A)

A. IF NO: How many persons in the household are not related to you in any way?

[VAR: UNRELAT]

RESPONSE	PUNCH	YEAR										COL. 131
		1972-82	1982B	1983-87	1987B	1988-91	1993	1994	1996	1998	2000	ALL
0	0	10,877	258	5,345	228	4,051	1,040	1,846	1,611	1,609	1,640	28,505
1	1	470	9	353	14	347	90	163	201	166	194	2,007
2	2	99	0	92	4	62	22	31	48	40	38	436
3	3	36	0	27	8	22	10	9	19	20	17	168
4	4	21	1	7	2	4	1	4	3	6	5	54
5	5	6	0	5	0	4	1	1	3	3	4	27
6	6	4	0	3	0	0	0	1	0	2	0	10
7	7	2	0	0	0	1	0	0	0	0	0	3
8 or more	8	3	0	0	0	0	0	0	0	2	0	5
No answer	9	24	2	89	4	53	6	34	70	40	2	324
Not applicable (Punch 1 in Cols 125-126)	BK	2,084	84	1,621	93	1,363	436	903	949	944	917	9,394

REMARKS: See Appendix N for changes across surveys.

36. Just thinking about your family now--those people in the household who are related to you . . . How many persons in the family, including yourself, earned any money last year -- 1971/72/73/74/75/76/77/79/81/82/83/84/85/86/87/88/89/90/92/93/95/97/99 -- from any job or employment?

[VAR: EARNRS]

RESPONSE	PUNCH	YEAR										COL. 132
		1972-82	1982B	1983-87	1987B	1988-91	1993	1994	1996	1998	2000	ALL
None	0	1,893	64	1,274	57	1,129	298	493	432	429	471	6,540
One	1	5,504	139	2,861	164	2,202	577	1,190	1,213	1,149	1,162	16,161
Two	2	4,350	104	2,454	93	1,842	556	981	920	949	942	13,191
Three	3	1,079	28	567	21	471	114	189	186	187	177	3,019
Four	4	462	7	225	7	168	32	78	70	74	47	1,170
Five	5	141	2	68	4	40	6	6	15	13	7	302
Six	6	33	2	12	1	11	2	0	5	1	2	69
Seven	7	9	0	5	0	1	1	0	0	2	0	18
Eight or more	8	5	0	0	0	2	0	0	0	5	2	14
No answer	9	150	8	76	6	41	20	55	63	23	7	449

37. In which of these groups did your total family income, from all sources, fall last year before taxes, that is? Just tell me the letter.

HAND CARD D

[VAR: INCOME]

RESPONSE	PUNCH	YEAR										COL. 133-134
		1972-82	1982B	1983-87	1987B	1988-91	1993	1994	1996	1998	2000	ALL
Under \$1,000	01	195	12	70	3	51	17	23	26	36	30	463
\$ 1,000 to 2,999	02	628	20	150	24	82	20	32	35	32	32	1,055
\$ 3,000 to 3,999	03	606	25	207	16	94	25	36	18	24	25	1,076
\$ 4,000 to 4,999	04	487	18	217	16	137	34	40	31	32	20	1,032
\$ 5,000 to 5,999	05	510	21	212	16	143	34	49	43	35	29	1,092
\$ 6,000 to 6,999	06	488	20	186	13	125	24	39	42	33	35	1,005
\$ 7,000 to 7,999	07	525	12	189	19	118	29	42	31	47	38	1,050
\$ 8,000 to 9,999	08	881	22	317	17	184	39	80	77	59	74	1,750
\$10,000 to 14,999	09	2,350	53	926	53	613	146	239	243	192	207	5,022
\$15,000 to 19,999	10	1,608	28	714	31	566	122	233	186	179	202	3,869
\$20,000 to 24,999	11	1,179	24	843	32	518	139	262	220	247	200	3,664
\$25,000 or over	12	1,650	59	2,879	75	2,703	838	1,561	1,609	1,587	1,564	14,525
Refused	13	383	18	295	11	311	71	176	187	196	229	1,877
Don't know	98	484	19	325	23	226	57	128	117	114	107	1,600
No answer	99	39	3	12	4	36	11	52	39	19	25	240
Not applicable	BK	1,613	0	0	0	0	0	0	0	0	0	1,613

REMARKS: Card D contained responses for Punches 01-12 only. See Qs. 38, 39, 40, 42, 44 and 46 for comparable questions in 1972, 1977, 1978, 1980 and 1982-1990. For 1972, 1977, 1978, 1980, and 1982-2000 income has been recoded from these questions to match the categories in Q. 37. If planning to perform trend analysis with this variable, please consult GSS Methodological Report No. 56.

38. Did you earn any income from (OCCUPATION DESCRIBED IN Q. 2) in [1973/74/75/76/77/79/80/82/83/84/85/86/87/88/89/90/92/93/95/97/99]?

Yes (ASK A)
 No [See REMARKS]

A. IF YES: In which of these groups did your earnings from (OCCUPATION IN Q. 2) for last year--[1973-1999]--fall? That is, before taxes or other deductions. Just tell me the letter.

HAND CARD E

[VAR: RINCOME]

RESPONSE	PUNCH	YEAR										COL. 135-136
		1972-82	1982B	1983-87	1987B	1988-91	1993	1994	1996	1998	2000	ALL
Under \$1,000	01	437	15	213	15	131	26	55	28	42	41	1,003
\$ 1,000 to 2,999	02	665	17	294	19	166	38	58	88	42	53	1,440
\$ 3,000 to 3,999	03	375	16	189	9	139	33	63	39	40	37	940
\$ 4,000 to 4,999	04	360	8	153	18	105	28	43	36	27	30	808
\$ 5,000 to 5,999	05	357	9	163	11	134	24	43	39	32	30	842
\$ 6,000 to 6,999	06	315	16	167	5	93	25	30	41	43	33	768
\$ 7,000 to 7,999	07	334	5	180	14	90	16	35	36	41	28	779
\$ 8,000 to 9,999	08	604	13	268	11	167	34	105	73	63	73	1,411
\$10,000 to 14,999	09	1,273	47	835	45	529	120	240	230	199	197	3,715
\$15,000 to 19,999	10	701	24	613	25	489	132	228	207	198	181	2,798
\$20,000 to 24,999	11	388	18	577	23	449	123	253	241	238	200	2,510
\$25,000 or over	12	431	18	1,102	33	1,182	421	807	889	884	915	6,682
Refused	13	188	14	155	7	184	48	115	115	118	142	1,086
Don't know	98	66	1	49	3	34	11	33	27	26	37	287
No answer	99	167	5	34	2	127	4	175	182	242	28	966
Not applicable	BK	6,965	128	2,550	113	1,888	523	709	633	597	792	14,898

REMARKS: Card E contained responses for Punches 01-12 only. Q. 38 responses are not in these data, but are contained in Q. 38A. See Qs. 41, 43, 45 and 47 for comparable questions in 1977, 1978-1980, 1982-2000 surveys.

39. In which of these groups did your total family income, from all sources, fall last year--1971--before taxes, that is?

HAND
CARD F

[VAR: INCOME72]

RESPONSE	PUNCH	YEAR										COL. 137-138	
		1972-82	1982B	1983-87	1987B	1988-91	1993	1994	1996	1998	2000	ALL	
A Under \$2,000	01	123	0	0	0	0	0	0	0	0	0	0	123
B \$ 2,000 to 3,999	02	165	0	0	0	0	0	0	0	0	0	0	165
C \$ 4,000 to 5,999	03	160	0	0	0	0	0	0	0	0	0	0	160
D \$ 6,000 to 7,999	04	160	0	0	0	0	0	0	0	0	0	0	160
E \$ 8,000 to 9,999	05	192	0	0	0	0	0	0	0	0	0	0	192
F \$10,000 to 12,499	06	217	0	0	0	0	0	0	0	0	0	0	217
G \$12,500 to 14,999	07	159	0	0	0	0	0	0	0	0	0	0	159
H \$15,000 to 17,499	08	103	0	0	0	0	0	0	0	0	0	0	103
I \$17,500 to 19,999	09	63	0	0	0	0	0	0	0	0	0	0	63
J \$20,000 to 24,999	10	67	0	0	0	0	0	0	0	0	0	0	67
K \$25,000 to 29,999	11	33	0	0	0	0	0	0	0	0	0	0	33
L \$30,000 or over	12	32	0	0	0	0	0	0	0	0	0	0	32
Refused	13	62	0	0	0	0	0	0	0	0	0	0	62
Don't know	98	64	0	0	0	0	0	0	0	0	0	0	64
No answer	99	13	0	0	0	0	0	0	0	0	0	0	13
Not applicable	BK	12,013	354	7,542	353	5,907	1,606	2,992	2,904	2,832	2,817	39,320	

REMARKS: Card F contained responses for Punches 01-12 only. See Qs. 37, 40, 42, 44, and 46 for comparable questions in 1973-2000 surveys. If planning to perform trend analysis with this variable, please consult GSS Methodological Report No. 56.

40. Family income on 1977-1980 surveys. For question wording, see Q. 37.

HAND
CARD G

[VAR: INCOME77]

RESPONSE	PUNCH	YEAR										COL. 139-140	
		1972-82	1982B	1983-87	1987B	1988-91	1993	1994	1996	1998	2000	ALL	
Under \$1,000	01	52	0	0	0	0	0	0	0	0	0	0	52
\$ 1,000 to 2,999	02	175	0	0	0	0	0	0	0	0	0	0	175
\$ 3,000 to 3,999	03	221	0	0	0	0	0	0	0	0	0	0	221
\$ 4,000 to 4,999	04	153	0	0	0	0	0	0	0	0	0	0	153
\$ 5,000 to 5,999	05	177	0	0	0	0	0	0	0	0	0	0	177
\$ 6,000 to 6,999	06	185	0	0	0	0	0	0	0	0	0	0	185
\$ 7,000 to 7,999	07	186	0	0	0	0	0	0	0	0	0	0	186
\$ 8,000 to 9,999	08	295	0	0	0	0	0	0	0	0	0	0	295
\$10,000 to 12,499	09	415	0	0	0	0	0	0	0	0	0	0	415
\$12,500 to 14,999	10	363	0	0	0	0	0	0	0	0	0	0	363
\$15,000 to 17,499	11	363	0	0	0	0	0	0	0	0	0	0	363
\$17,500 to 19,999	12	292	0	0	0	0	0	0	0	0	0	0	292
\$20,000 to 22,499	13	303	0	0	0	0	0	0	0	0	0	0	303
\$22,500 to 24,999	14	256	0	0	0	0	0	0	0	0	0	0	256
\$25,000 to 49,999	15	620	0	0	0	0	0	0	0	0	0	0	620
\$50,000 or over	16	132	0	0	0	0	0	0	0	0	0	0	132
Refused	17	124	0	0	0	0	0	0	0	0	0	0	124
Don't know	98	201	0	0	0	0	0	0	0	0	0	0	201
No answer	99	17	0	0	0	0	0	0	0	0	0	0	17
Not applicable	BK	9,096	354	7,542	353	5,907	1,606	2,992	2,904	2,832	2,817	36,403	

REMARKS: Card G contained responses for Punches 01-16 only. For comparable questions in 1972-76 and 1982-2000, see Qs. 37, 39, 42, 44, and 46.

41. Respondent's income on 1977/78/80 surveys. For question wording, see Q. 38.

HAND CARD H

[VAR: RINCOM77]

RESPONSE	PUNCH	YEAR										COL. 141-142	
		1972-82	1982B	1983-87	1987B	1988-91	1993	1994	1996	1998	2000	ALL	
Under \$1,000	01	175	0	0	0	0	0	0	0	0	0	0	175
\$ 1,000 to 2,999	02	275	0	0	0	0	0	0	0	0	0	0	275
\$ 3,000 to 3,999	03	152	0	0	0	0	0	0	0	0	0	0	152
\$ 4,000 to 4,999	04	127	0	0	0	0	0	0	0	0	0	0	127
\$ 5,000 to 5,999	05	161	0	0	0	0	0	0	0	0	0	0	161
\$ 6,000 to 6,999	06	132	0	0	0	0	0	0	0	0	0	0	132
\$ 7,000 to 7,999	07	137	0	0	0	0	0	0	0	0	0	0	137
\$ 8,000 to 9,999	08	271	0	0	0	0	0	0	0	0	0	0	271
\$10,000 to 12,499	09	348	0	0	0	0	0	0	0	0	0	0	348
\$12,500 to 14,999	10	241	0	0	0	0	0	0	0	0	0	0	241
\$15,000 to 17,499	11	209	0	0	0	0	0	0	0	0	0	0	209
\$17,500 to 19,999	12	160	0	0	0	0	0	0	0	0	0	0	160
\$20,000 to 22,499	13	105	0	0	0	0	0	0	0	0	0	0	105
\$22,500 to 24,999	14	75	0	0	0	0	0	0	0	0	0	0	75
\$25,000 to 49,999	15	164	0	0	0	0	0	0	0	0	0	0	164
\$50,000 or over	16	42	0	0	0	0	0	0	0	0	0	0	42
Refused	17	67	0	0	0	0	0	0	0	0	0	0	67
Don't know	98	28	0	0	0	0	0	0	0	0	0	0	28
No answer	99	121	0	0	0	0	0	0	0	0	0	0	121
Not applicable	BK	10,636	354	7,542	353	5,907	1,606	2,992	2,904	2,832	2,817	37,943	

REMARKS: Card H contained responses for Punches 01-16 only. Q. 41 responses are not in these data, but are contained in Q. 41A. For comparable questions in 1973-76 and 1982-2000, see Qs. 41, 43, 45, and 47.

42. Family income on 1982-85 surveys. For question wording, see Q. 37.

**HAND
CARD I**

[VAR: INCOME82]

RESPONSE	PUNCH	YEAR										COL.	143-144
		1972-82	1982B	1983-87	1987B	1988-91	1993	1994	1996	1998	2000	ALL	
Under \$1,000	01	19	12	42	0	0	0	0	0	0	0	0	73
\$ 1,000 to 2,999	02	39	20	101	0	0	0	0	0	0	0	0	160
\$ 3,000 to 3,999	03	58	25	134	0	0	0	0	0	0	0	0	217
\$ 4,000 to 4,999	04	53	18	124	0	0	0	0	0	0	0	0	195
\$ 5,000 to 5,999	05	43	21	144	0	0	0	0	0	0	0	0	208
\$ 6,000 to 6,999	06	43	20	121	0	0	0	0	0	0	0	0	184
\$ 7,000 to 7,999	07	42	12	114	0	0	0	0	0	0	0	0	168
\$ 8,000 to 9,999	08	73	22	203	0	0	0	0	0	0	0	0	298
\$10,000 to 12,499	09	126	24	318	0	0	0	0	0	0	0	0	468
\$12,500 to 14,999	10	117	29	283	0	0	0	0	0	0	0	0	429
\$15,000 to 17,499	11	92	14	258	0	0	0	0	0	0	0	0	364
\$17,500 to 19,999	12	70	14	195	0	0	0	0	0	0	0	0	279
\$20,000 to 22,499	13	83	11	292	0	0	0	0	0	0	0	0	386
\$22,500 to 24,999	14	92	13	256	0	0	0	0	0	0	0	0	361
\$25,000 to 34,999	15	195	35	699	0	0	0	0	0	0	0	0	929
\$35,000 to 49,999	16	144	17	506	0	0	0	0	0	0	0	0	667
\$50,000 or over	17	76	7	424	0	0	0	0	0	0	0	0	507
Refused	18	76	18	190	0	0	0	0	0	0	0	0	284
Don't know	98	61	19	198	0	0	0	0	0	0	0	0	278
No answer	99	4	3	4	0	0	0	0	0	0	0	0	11
Not applicable	BK	12,120	0	2,936	353	5,907	1,606	2,992	2,904	2,832	2,817	34,467	

REMARKS: Card I contained responses for Punches 01-17 only. For comparable questions in 1972-80, 86-2000 see Qs. 37, 39, 40, 44, and 46.

43. Respondent's income on 1982-85 surveys. For question wording, see Q. 38.

**HAND
CARD J**

[VAR: RINCOM82]

RESPONSE	PUNCH	YEAR										COL.	145-146
		1972-82	1982B	1983-87	1987B	1988-91	1993	1994	1996	1998	2000	ALL	
Under \$1,000	01	45	15	135	0	0	0	0	0	0	0	0	195
\$ 1,000 to 2,999	02	61	17	191	0	0	0	0	0	0	0	0	269
\$ 3,000 to 3,999	03	45	16	119	0	0	0	0	0	0	0	0	180
\$ 4,000 to 4,999	04	41	8	94	0	0	0	0	0	0	0	0	143
\$ 5,000 to 5,999	05	37	9	109	0	0	0	0	0	0	0	0	155
\$ 6,000 to 6,999	06	33	16	111	0	0	0	0	0	0	0	0	160
\$ 7,000 to 7,999	07	37	5	114	0	0	0	0	0	0	0	0	156
\$ 8,000 to 9,999	08	65	13	169	0	0	0	0	0	0	0	0	247
\$10,000 to 12,499	09	96	22	287	0	0	0	0	0	0	0	0	405
\$12,500 to 14,999	10	92	25	244	0	0	0	0	0	0	0	0	361
\$15,000 to 17,499	11	67	14	193	0	0	0	0	0	0	0	0	274
\$17,500 to 19,999	12	61	10	177	0	0	0	0	0	0	0	0	248
\$20,000 to 22,499	13	67	12	184	0	0	0	0	0	0	0	0	263
\$22,500 to 24,999	14	47	6	166	0	0	0	0	0	0	0	0	219
\$25,000 to 34,999	15	77	13	303	0	0	0	0	0	0	0	0	393
\$35,000 to 49,999	16	29	2	177	0	0	0	0	0	0	0	0	208
\$50,000 or over	17	19	3	112	0	0	0	0	0	0	0	0	134
Refused	18	40	14	107	0	0	0	0	0	0	0	0	161
Don't know	98	7	1	35	0	0	0	0	0	0	0	0	43
No answer	99	17	5	24	0	0	0	0	0	0	0	0	46
Not applicable	BK	12,643	128	4,491	353	5,907	1,606	2,992	2,904	2,832	2,817	36,673	

REMARKS: Card J contained responses for Punches 01-17 only. Q. 43 responses are not in these data, but are contained in Q. 43A. For comparable questions in 1973-80, 86-2000 see Qs. 38, 41, 45, and 47.

44. Family income on 1986-90 surveys. For question wording, see Q. 37.

HAND CARD K

[VAR: INCOME86]

RESPONSE	PUNCH	YEAR										COL. 147-148	
		1972-82	1982B	1983-87	1987B	1988-91	1993	1994	1996	1998	2000	ALL	
Under \$1,000	01	0	0	28	3	40	0	0	0	0	0	0	71
\$ 1,000 to 2,999	02	0	0	49	24	56	0	0	0	0	0	0	129
\$ 3,000 to 3,999	03	0	0	73	16	63	0	0	0	0	0	0	152
\$ 4,000 to 4,999	04	0	0	93	16	102	0	0	0	0	0	0	211
\$ 5,000 to 5,999	05	0	0	68	16	104	0	0	0	0	0	0	188
\$ 6,000 to 6,999	06	0	0	65	13	96	0	0	0	0	0	0	174
\$ 7,000 to 7,999	07	0	0	75	19	95	0	0	0	0	0	0	189
\$ 8,000 to 9,999	08	0	0	114	17	146	0	0	0	0	0	0	277
\$10,000 TO 12,499	09	0	0	167	21	243	0	0	0	0	0	0	431
\$12,500 to 14,999	10	0	0	158	32	212	0	0	0	0	0	0	402
\$15,000 to 17,499	11	0	0	136	14	217	0	0	0	0	0	0	367
\$17,500 to 19,999	12	0	0	125	17	192	0	0	0	0	0	0	334
\$20,000 to 22,499	13	0	0	159	15	200	0	0	0	0	0	0	374
\$22,500 to 24,999	14	0	0	136	17	190	0	0	0	0	0	0	343
\$25,000 to 29,999	15	0	0	236	15	329	0	0	0	0	0	0	580
\$30,000 to 34,999	16	0	0	222	21	330	0	0	0	0	0	0	573
\$35,000 to 39,999	17	0	0	193	17	271	0	0	0	0	0	0	481
\$40,000 to 49,999	18	0	0	226	11	360	0	0	0	0	0	0	597
\$50,000 to 59,999	19	0	0	148	7	264	0	0	0	0	0	0	419
\$60,000 to over	20	0	0	225	4	456	0	0	0	0	0	0	685
Refused	21	0	0	105	11	226	0	0	0	0	0	0	342
Don't know	98	0	0	127	23	179	0	0	0	0	0	0	329
No answer	99	0	0	8	4	19	0	0	0	0	0	0	31
Not applicable	BK	13,626	354	4,606	0	1,517	1,606	2,992	2,904	2,832	2,817	33,324	

REMARKS: Card K contained responses for Punches 01-20 only. For comparable questions in 1972-85, 1991-2000 see Qs. 37, 39, 40, 42, and 46.

45. Respondent's income on 1986-90 surveys. For question wording, see Q. 38.

HAND CARD L

[VAR: RINCOM86]

RESPONSE	PUNCH	YEAR										COL.	149-150
		1972-82	1982B	1983-87	1987B	1988-91	1993	1994	1996	1998	2000	ALL	
Under \$1,000	01	0	0	78	15	95	0	0	0	0	0	0	188
\$ 1,000 to 2,999	02	0	0	103	19	132	0	0	0	0	0	0	254
\$ 3,000 to 3,999	03	0	0	70	9	104	0	0	0	0	0	0	183
\$ 4,000 to 4,999	04	0	0	59	18	76	0	0	0	0	0	0	153
\$ 5,000 to 5,999	05	0	0	54	11	99	0	0	0	0	0	0	164
\$ 6,000 to 6,999	06	0	0	56	5	77	0	0	0	0	0	0	138
\$ 7,000 to 7,999	07	0	0	66	14	76	0	0	0	0	0	0	156
\$ 8,000 to 9,999	08	0	0	99	11	126	0	0	0	0	0	0	236
\$10,000 to 12,499	09	0	0	148	22	221	0	0	0	0	0	0	391
\$12,500 to 14,999	10	0	0	156	23	189	0	0	0	0	0	0	368
\$15,000 to 17,499	11	0	0	117	12	184	0	0	0	0	0	0	313
\$17,500 to 19,999	12	0	0	126	13	178	0	0	0	0	0	0	317
\$20,000 to 22,499	13	0	0	129	10	161	0	0	0	0	0	0	300
\$22,500 to 24,999	14	0	0	98	13	183	0	0	0	0	0	0	294
\$25,000 to 29,999	15	0	0	148	10	239	0	0	0	0	0	0	397
\$30,000 to 34,999	16	0	0	117	7	182	0	0	0	0	0	0	306
\$35,000 to 39,999	17	0	0	82	6	136	0	0	0	0	0	0	224
\$40,000 to 49,999	18	0	0	78	8	152	0	0	0	0	0	0	238
\$50,000 to 59,999	19	0	0	33	1	61	0	0	0	0	0	0	95
\$60,000 or over	20	0	0	52	1	91	0	0	0	0	0	0	144
Refused	21	0	0	48	7	144	0	0	0	0	0	0	199
Don't know	98	0	0	14	3	27	0	0	0	0	0	0	44
No answer	99	0	0	10	2	32	0	0	0	0	0	0	44
Not applicable	BK	13,626	354	5,601	113	2,942	1,606	2,992	2,904	2,832	2,817	35,787	

REMARKS: Card L contained responses for Punches 01-20 only. For comparable questions in 1972-85, 1991-2000 see Qs. 38, 41, 43, and 47.

46. Family income on the 1991-96 surveys. For question wording, see Q. 37.

HAND CARD M

[VAR: INCOME91]

RESPONSE	PUNCH	YEAR										COL. 151-152	
		1972-82	1982B	1983-87	1987B	1988-91	1993	1994	1996	1998	2000	ALL	
Under \$1,000	01	0	0	0	0	11	17	23	26	0	0	77	
\$ 1,000 to 2,999	02	0	0	0	0	26	20	32	35	0	0	113	
\$ 3,000 to 3,999	03	0	0	0	0	31	25	36	18	0	0	110	
\$ 4,000 to 4,999	04	0	0	0	0	35	34	40	31	0	0	140	
\$ 5,000 to 5,999	05	0	0	0	0	39	34	49	43	0	0	165	
\$ 6,000 to 6,999	06	0	0	0	0	29	24	39	42	0	0	134	
\$ 7,000 to 7,999	07	0	0	0	0	23	29	42	31	0	0	125	
\$ 8,000 to 9,999	08	0	0	0	0	38	39	80	77	0	0	234	
\$10,000 TO 12,499	09	0	0	0	0	76	69	131	119	0	0	395	
\$12,500 to 14,999	10	0	0	0	0	82	77	108	124	0	0	391	
\$15,000 to 17,499	11	0	0	0	0	97	63	120	104	0	0	384	
\$17,500 to 19,999	12	0	0	0	0	60	59	113	82	0	0	314	
\$20,000 to 22,499	13	0	0	0	0	60	63	125	100	0	0	348	
\$22,500 to 24,999	14	0	0	0	0	68	76	137	120	0	0	401	
\$25,000 to 29,999	15	0	0	0	0	112	98	195	187	0	0	592	
\$30,000 to 34,999	16	0	0	0	0	94	118	214	218	0	0	644	
\$35,000 to 39,999	17	0	0	0	0	86	107	163	185	0	0	541	
\$40,000 to 49,999	18	0	0	0	0	149	133	308	259	0	0	849	
\$50,000 to 59,999	19	0	0	0	0	86	114	227	231	0	0	658	
\$60,000 to 74,999	20	0	0	0	0	86	108	183	200	0	0	577	
\$75,000 or over	21	0	0	0	0	80	160	271	329	0	0	840	
Refused	22	0	0	0	0	85	71	176	187	0	0	519	
Don't know	98	0	0	0	0	47	57	128	117	0	0	349	
No answer	99	0	0	0	0	17	11	52	39	0	0	119	
Not applicable	BK	13,626	354	7,542	353	4,390	0	0	0	2,832	2,817	31,914	

REMARKS: Card M contained responses for Punches 01-20 only. For comparable questions in 1972-90, 1998-2000, see Qs. 37, 39, 40, and 42.

47. Respondent's income on the 1991-96 surveys. For question wording, see Q. 38.

HAND CARD N

[VAR: RINCOM91]

RESPONSE	PUNCH	YEAR										COL. 153-154	
		1972-82	1982B	1983-87	1987B	1988-91	1993	1994	1996	1998	2000	ALL	
Under \$1,000	01	0	0	0	0	36	26	55	28	0	0	145	
\$ 1,000 to 2,999	02	0	0	0	0	34	38	58	88	0	0	218	
\$ 3,000 to 3,999	03	0	0	0	0	35	33	63	39	0	0	170	
\$ 4,000 to 4,999	04	0	0	0	0	29	28	43	36	0	0	136	
\$ 5,000 to 5,999	05	0	0	0	0	35	24	43	39	0	0	141	
\$ 6,000 to 6,999	06	0	0	0	0	16	25	30	41	0	0	112	
\$ 7,000 to 7,999	07	0	0	0	0	14	16	35	36	0	0	101	
\$ 8,000 to 9,999	08	0	0	0	0	41	34	105	73	0	0	253	
\$10,000 to 12,499	09	0	0	0	0	61	62	117	118	0	0	358	
\$12,500 to 14,999	10	0	0	0	0	58	58	123	112	0	0	351	
\$15,000 to 17,499	11	0	0	0	0	71	69	110	111	0	0	361	
\$17,500 to 19,999	12	0	0	0	0	56	63	118	96	0	0	333	
\$20,000 to 22,499	13	0	0	0	0	49	57	122	136	0	0	364	
\$22,500 to 24,999	14	0	0	0	0	56	66	131	105	0	0	358	
\$25,000 to 29,999	15	0	0	0	0	80	90	189	175	0	0	534	
\$30,000 to 34,999	16	0	0	0	0	72	89	154	182	0	0	497	
\$35,000 to 39,999	17	0	0	0	0	48	61	111	106	0	0	326	
\$40,000 to 49,999	18	0	0	0	0	57	70	160	167	0	0	454	
\$50,000 to 59,999	19	0	0	0	0	34	38	78	102	0	0	252	
\$60,000 to 74,999	20	0	0	0	0	12	25	49	70	0	0	156	
\$75,000 or over	21	0	0	0	0	18	47	66	87	0	0	218	
Refused	22	0	0	0	0	40	49	115	115	0	0	319	
Don't know	98	0	0	0	0	7	11	33	27	0	0	78	
No answer	99	0	0	0	0	95	5	19	45	0	0	164	
Not applicable	BK	13,626	354	7,542	353	4,853	522	865	770	2,832	2,817	34,534	

REMARKS: Card N contained responses for Punches 01-20 only. For comparable questions in 1972-90, see Qs. 38, 41, and 43.

48. Family income on the 1998, 2000 surveys. For question wording, see Q.37.

HAND CARD O

[VAR: INCOME98]

RESPONSE	PUNCH	YEAR										COL.	155-156
		1972-82	1982B	1983-87	1987B	1988-91	1993	1994	1996	1998	2000	ALL	
Under \$1,000	01	0	0	0	0	0	0	0	0	0	36	30	66
\$ 1,000 to 2,999	02	0	0	0	0	0	0	0	0	0	32	32	64
\$ 3,000 to 3,999	03	0	0	0	0	0	0	0	0	0	24	25	49
\$ 4,000 to 4,999	04	0	0	0	0	0	0	0	0	0	32	20	52
\$ 5,000 to 5,999	05	0	0	0	0	0	0	0	0	0	35	29	64
\$ 6,000 to 6,999	06	0	0	0	0	0	0	0	0	0	33	35	68
\$ 7,000 to 7,999	07	0	0	0	0	0	0	0	0	0	47	38	85
\$ 8,000 to 9,999	08	0	0	0	0	0	0	0	0	0	59	74	133
\$10,000 to 12,499	09	0	0	0	0	0	0	0	0	0	94	103	197
\$12,500 to 14,999	10	0	0	0	0	0	0	0	0	0	98	104	202
\$15,000 to 17,499	11	0	0	0	0	0	0	0	0	0	103	108	211
\$17,500 to 19,999	12	0	0	0	0	0	0	0	0	0	76	94	170
\$20,000 to 22,499	13	0	0	0	0	0	0	0	0	0	126	84	210
\$22,500 to 24,999	14	0	0	0	0	0	0	0	0	0	121	116	237
\$25,000 to 29,999	15	0	0	0	0	0	0	0	0	0	179	156	335
\$30,000 to 34,999	16	0	0	0	0	0	0	0	0	0	201	179	380
\$35,000 to 39,999	17	0	0	0	0	0	0	0	0	0	175	167	342
\$40,000 to 49,999	18	0	0	0	0	0	0	0	0	0	264	221	485
\$50,000 to 59,999	19	0	0	0	0	0	0	0	0	0	192	222	414
\$60,000 to 74,999	20	0	0	0	0	0	0	0	0	0	210	216	426
\$75,000 to 89,999	21	0	0	0	0	0	0	0	0	0	123	139	262
\$90,000 to 109,999	22	0	0	0	0	0	0	0	0	0	107	90	197
\$110,000 or over	23	0	0	0	0	0	0	0	0	0	136	174	310
Refused	24	0	0	0	0	0	0	0	0	0	196	229	425
Don't know	98	0	0	0	0	0	0	0	0	0	114	107	221
No answer	99	0	0	0	0	0	0	0	0	0	19	25	44
Not applicable	BK	13,626	354	7,542	353	5,907	1,606	2,992	2,904	0	0	0	35,284

REMARKS: Card O contained responses for Punches 01-20 only. For comparable questions in 1972-90, 98 see Qs. 37, 39, 40, and 42.

49. Respondent's income on the 1998, 2000 surveys. For question wording, see Q.38.

[VAR: RINCOM98]

HAND CARD P

RESPONSE	PUNCH	YEAR									COL. 157-158	
		1972-82	1982B	1983-87	1987B	1988-91	1993	1994	1996	1998	2000	ALL
Under \$1,000	01	0	0	0	0	0	0	0	0	42	41	83
\$ 1,000 to 2,999	02	0	0	0	0	0	0	0	0	42	53	95
\$ 3,000 to 3,999	03	0	0	0	0	0	0	0	0	40	37	77
\$ 4,000 to 4,999	04	0	0	0	0	0	0	0	0	27	30	57
\$ 5,000 to 5,999	05	0	0	0	0	0	0	0	0	32	30	62
\$ 6,000 to 6,999	06	0	0	0	0	0	0	0	0	43	33	76
\$ 7,000 to 7,999	07	0	0	0	0	0	0	0	0	41	28	69
\$ 8,000 to 9,999	08	0	0	0	0	0	0	0	0	63	73	136
\$10,000 to 12,499	09	0	0	0	0	0	0	0	0	110	97	207
\$12,500 to 14,999	10	0	0	0	0	0	0	0	0	89	100	189
\$15,000 to 17,499	11	0	0	0	0	0	0	0	0	92	84	176
\$17,500 to 19,999	12	0	0	0	0	0	0	0	0	106	97	203
\$20,000 to 22,499	13	0	0	0	0	0	0	0	0	127	99	226
\$22,500 to 24,999	14	0	0	0	0	0	0	0	0	111	101	212
\$25,000 to 29,999	15	0	0	0	0	0	0	0	0	160	140	300
\$30,000 to 34,999	16	0	0	0	0	0	0	0	0	169	182	351
\$35,000 to 39,999	17	0	0	0	0	0	0	0	0	107	106	213
\$40,000 to 49,999	18	0	0	0	0	0	0	0	0	178	178	356
\$50,000 to 59,999	19	0	0	0	0	0	0	0	0	109	108	217
\$60,000 to 74,999	20	0	0	0	0	0	0	0	0	64	94	158
\$75,000 to 89,999	21	0	0	0	0	0	0	0	0	37	37	74
\$90,000 to 109,999	22	0	0	0	0	0	0	0	0	20	25	45
\$110,000 or over	23	0	0	0	0	0	0	0	0	40	45	85
Refused	24	0	0	0	0	0	0	0	0	118	142	260
Don't know	98	0	0	0	0	0	0	0	0	26	37	63
No answer	99	0	0	0	0	0	0	0	0	41	28	69
Not applicable	BK	13,626	354	7,542	353	4,853	522	865	770	798	792	36,874

REMARKS: Hand card P contained response options 1-23.

50. Now I'd like to ask you about last year. In [1993/95/97/99] how many weeks did you work either full-time or part-time not counting work around the house--include paid vacations and sick leave?

[VAR: WEEKSWRK]

RESPONSE	PUNCH	YEAR									COL. 159-160	
		1972-82	1982B	1983-87	1987B	1988-91	1993	1994	1996	1998	2000	ALL
None or zero (Skip to Q. 49) 0		0	0	0	0	0	0	806	589	661	0	2,056
One to ten	1-10	0	0	0	0	0	0	51	55	57	0	163
Eleven to twenty	11-20	0	0	0	0	0	0	103	95	84	0	282
Twenty-one to thirty	21-30	0	0	0	0	0	0	105	131	125	0	361
Thirty-one to forty	31-40	0	0	0	0	0	0	191	191	167	0	549
Forty-one to fifty	41-50	0	0	0	0	0	0	275	274	300	0	849
Fifty-one+	51+	0	0	0	0	0	0	1,428	1,437	1,316	0	4,181
Don't know	98	0	0	0	0	0	0	8	3	4	0	15
No answer	99	0	0	0	0	0	0	25	22	33	0	80
Not applicable	BK	13,626	354	7,542	353	5,907	1,606	0	107	85	0	29,580

A. When you worked in [1993/95/97/99], was it usually full or part time?

[VAR: PARTFULL]

RESPONSE	PUNCH	YEAR										COL. 161
		1972-82	1982B	1983-87	1987B	1988-91	1993	1994	1996	1998	2000	ALL
Full-time	1	0	0	0	0	0	0	1,717	1,756	1,645	0	5,118
Part-time	2	0	0	0	0	0	0	415	390	371	0	1,176
Don't know	8	0	0	0	0	0	0	2	2	5	0	9
No answer	9	0	0	0	0	0	0	52	57	57	0	166
Not applicable (Punch 0 in Cols. 155-156)	BK	13,626	354	7,542	353	5,907	1,606	806	699	754	2,817	34,464

REMARKS: WEEKSWRK is coded in two digits. The collapsed numbers above are for convenience of display only.

51. REGION OF INTERVIEW

[VAR: REGION]

RESPONSE	PUNCH	YEAR										COL. 162
		1972-82	1982B	1983-87	1987B	1988-91	1993	1994	1996	1998	2000	ALL
New England	1	618	2	420	1	327	71	150	157	141	139	2,015
Middle Atlantic	2	2,376	51	1,095	57	837	230	416	415	428	429	6,331
East North Central	3	2,953	68	1,429	85	1,025	288	484	489	492	467	7,802
West North Central	4	946	8	687	19	540	118	231	210	204	203	3,155
South Atlantic	5	2,525	100	1,285	121	1,097	278	575	539	532	510	7,565
East South Central	6	773	51	575	33	438	129	203	209	189	195	2,795
West South Central	7	1,134	38	649	24	500	152	317	265	300	301	3,680
Mountain	8	558	1	466	1	361	86	202	200	188	182	2,245
Pacific	9	1,743	35	936	12	782	254	414	420	358	391	5,345

REMARKS: See Q. 26 for a listing of states within regions, or refer to Statistical Abstract (any edition), published by U.S. Bureau of the Census, for this information.

52A. NORC SIZE OF PLACE

[VAR: XNORCSIZ]

RESPONSE	PUNCH	YEAR								COL. 163-164			
		1972-82	1982B	1983-87	1987B	1988-91	1993	1994	1996	1998	2000	ALL	
Within an SMSA and--													
a large central city (over 250,000)	01	2,787	155	1,254	135	898	265	534	506	523	498	7,555	
a medium size central city (50,000 to 250,000)	02	1,396	47	724	67	675	190	493	502	447	443	4,984	
a suburb of a large central city ^a	03	2,193	24	1,662	34	1,298	366	641	582	597	594	7,991	
a suburb of a medium size central city	04	791	7	597	30	660	194	491	469	447	435	4,121	
an unincorporated area of a large central city (division, township, etc)	05	1,046	31	418	25	240	72	77	102	72	69	2,152	
an unincorporated area of a medium central city	06	991	27	791	12	539	106	88	71	70	51	2,746	
Not within an SMSA, (within a county) and--													
a small city (10,000 to 49,999) ^b	07	859	15	513	22	444	131	216	201	224	235	2,860	
a town or village (2,500 to 9,999)	08	847	7	334	14	378	101	150	186	192	196	2,405	
an incorporated area less than 2,500 or an unincorporated area of 1,000 to 2,499 ^c	09	513	1	449	3	375	117	225	239	213	246	2,381	
open country within larger civil divisions, eg, township, division .	10	2,203	40	800	11	400	64	77	46	47	50	3,738	

^aA suburb is defined as any incorporated area or unincorporated area of 1,000+ (or listed as such in the U.S. Census PC (1)-A books) within the boundaries of an SMSA but not within the limits of a central city of the SMSA. Some SMSAs have more than one central city, e.g., Minneapolis-St. Paul. In these cases, both cities are coded as central cities.

^bIf such an instance were to arise, a city of 50,000 or over which is not part of an SMSA would be coded '7'.

^cUnincorporated areas of over 2,499 are treated as incorporated areas of the same size. Unincorporated areas under 1,000 are not listed by the Census and are treated here as part of the next larger civil division, usually the township.

The source of the data is the 1970 U. S. Census population figures published in the PC (1)-A series, Tables 6 and 10. Practically, the codes '6' and '10' are localities not listed in Table 6 (Population of Incorporated Places and Unincorporated Places over 1,000). For the 1980 frame cases analogous tables from the 1980 Census were used.

REMARKS: See Appendix T, GSS Methodological Report No. 4.

52B. SRC (SURVEY RESEARCH CENTER, UNIVERSITY OF MICHIGAN) NEW BELT CODE

[VAR: SRCBELT]

RESPONSE	PUNCH	YEAR										COL. 165
		1972-82	1982B	1983-87	1987B	1988-91	1993	1994	1996	1998	2000	ALL
Central city of 12 largest SMSAs	1	1,388	77	625	72	459	110	257	233	249	235	3,705
Central city of remainder of the 100 largest SMSAs	2	2,027	101	881	89	735	237	509	483	475	449	5,986
Suburbs of 12 largest SMSAs	3	1,277	28	842	23	674	220	333	309	305	334	4,345
Suburbs of the remaining 100 largest SMSAs	4	1,509	30	1,360	42	1,014	247	448	411	410	351	5,822
Other Urban (counties having towns of 10,000 or more)	5	5,007	77	2,766	105	2,252	609	1,181	1,189	1,110	1,152	15,448
Other rural (counties having no towns of 10,000 or more)	6	2,418	41	1,068	22	773	183	264	279	283	296	5,627

REMARKS: The SRC belt code is described in Appendix D: Recodes. See Appendix N for changes across surveys. See Appendix T, GSS Methodological Report No. 4.

52C. SIZE OF PLACE

Size of Place in thousands--A 4-digit number which provides actual size of place of interview (Cols. 166-169).

Remember when using this code to add 3 zeros.

Listed below are the frequencies for gross population categories.

[VAR: SIZE]

RESPONSE	PUNCH	YEAR										COL. 166-169
		1972-82	1982B	1983-87	1987B	1988-91	1993	1994	1996	1998	2000	ALL
Less than 9,999		5,125	66	2,639	62	2,004	515	904	903	855	845	13,918
10,000 - 99,999		4,830	85	2,962	97	2,355	712	1,217	1,187	1,163	1,222	15,830
100,000 - 999,999		2,628	148	1,481	126	1,202	277	644	591	594	542	8,233
1 million - 9 million		1,043	55	460	68	346	102	227	223	220	208	2,952

REMARKS: This code is the population to the nearest 1,000 of the smallest civil division listed by the U.S. Census (city, town, other incorporated area over 1,000 in population, township, division, etc.) which encompasses the segment. If a segment falls into more than one locality, the following rules apply in determining the locality for which the rounded population figure is coded.

If the predominance of the listings for any segment are in one of the localities, the rounded population of that locality is coded.

If the listings are distributed equally over localities in the segment, and the localities are all cities, towns, or villages, the rounded population of the larger city or town is coded. The same is true if the localities are all rural townships or divisions.

If the listings are distributed equally over localities in the segment and the localities include a town or village and a rural township or division, the rounded population of the town or village is coded.

The source of the data is the 1970 U.S. Census population figures published in the PC (1)-A series, Tables 6 and 10. For cases from the 1980 and 1990 frames analogous tables from the 1980 and 1990 Censuses were used. See Appendix N for changes across surveys.

53. A. Occupational Relationship with Data.

R's DATA

[VAR: DOTDATA]

RESPONSE	PUNCH	YEAR										COL.	
		1972-82	1982B	1983-87	1987B	1988-91	1993	1994	1996	1998	2000	170-173	
Synthesizing	0-0.5	184	0	141	3	99	0	0	0	0	0	0	427
Coordinating	0.5-1.5	1,729	17	1,274	34	831	0	0	0	0	0	0	3,885
Analyzing	1.5-2.5	1,992	39	1,179	29	648	0	0	0	0	0	0	3,887
Compiling	2.5-3.5	2,519	41	1,495	71	847	0	0	0	0	0	0	4,973
Computing	3.5-4.5	1,409	33	826	37	507	0	0	0	0	0	0	2,812
Copying	4.5-5.5	437	15	171	11	132	0	0	0	0	0	0	766
Comparing	5.5-6.5	1,142	54	604	57	326	0	0	0	0	0	0	2,183
No significant relationship	6.5-8.5	2,855	121	1,343	82	721	0	0	0	0	0	0	5,122
Not applicable (no occupation)	BK	1,359	34	509	29	1,796	1,606	2,992	2,904	2,832	2,817	16,878	

53. B. Occupational Relationship with People.

R's PEOPLE

[VAR: DOTPEOP]

RESPONSE	PUNCH	YEAR										COL.	
		1972-82	1982B	1983-87	1987B	1988-91	1993	1994	1996	1998	2000	174-177	
Mentoring	0-0.5	53	0	37	2	16	0	0	0	0	0	0	108
Negotiating	0.5-1.5	171	4	117	1	95	0	0	0	0	0	0	388
Instructing	1.5-2.5	672	15	348	12	219	0	0	0	0	0	0	1,266
Supervising	2.5-3.5	153	4	120	4	89	0	0	0	0	0	0	370
Diverting	3.5-4.5	662	12	442	14	258	0	0	0	0	0	0	1,388
Persuading	4.5-5.5	394	1	298	11	161	0	0	0	0	0	0	865
Speaking-signalling	5.5-6.5	2,796	38	1,738	79	1,055	0	0	0	0	0	0	5,706
Serving	6.5-7.5	1,567	69	927	53	492	0	0	0	0	0	0	3,108
No significant relationship	7.5+	5,799	177	3,006	148	1,726	0	0	0	0	0	0	10,856
Not applicable (no occupation)	BK	1,359	34	509	29	1,796	1,606	2,992	2,904	2,832	2,817	16,878	

53. C. Occupational Relationship with Things.

R's THING

[VAR: DOTTHNG]

RESPONSE	PUNCH	YEAR										COL.	
		1972-82	1982B	1983-87	1987B	1988-91	1993	1994	1996	1998	2000	178-181	
Setting-up	0-0.5	100	0	47	0	21	0	0	0	0	0	0	168
Precision working	0.5-1.5	879	19	468	18	326	0	0	0	0	0	0	1,710
Operating-controlling	1.5-2.5	1,168	16	680	30	374	0	0	0	0	0	0	2,268
Driving-operating	2.5-3.5	794	28	435	15	236	0	0	0	0	0	0	1,508
Manipulating	3.5-4.5	703	29	270	12	148	0	0	0	0	0	0	1,162
Tending	4.5-5.5	984	33	455	22	255	0	0	0	0	0	0	1,749
Feeding-off bearing	5.5-6.5	474	12	308	18	138	0	0	0	0	0	0	950
Handling	6.5-7.5	1,315	41	845	65	493	0	0	0	0	0	0	2,759
No significant relationship	7.5+	5,850	142	3,525	144	2,120	0	0	0	0	0	0	11,781
Not applicable (no occupation)	BK	1,359	34	509	29	1,796	1,606	2,992	2,904	2,832	2,817	16,878	

53. D. Occupational General Educational Development (GED).

R's GED

[VAR: DOTGED]

RESPONSE	PUNCH	YEAR										COL.	182-185
		1972-82	1982B	1983-87	1987B	1988-91	1993	1994	1996	1998	2000	ALL	
Lowest level 1	1.0-1.5	55	3	21	1	8	0	0	0	0	0	0	88
2	1.5-2.5	1,287	60	686	55	373	0	0	0	0	0	0	2,461
3	2.5-3.5	4,607	158	2,307	133	1,342	0	0	0	0	0	0	8,547
4	3.5-4.5	4,242	67	2,573	94	1,438	0	0	0	0	0	0	8,414
5	4.5-5.5	1,758	28	1,222	37	775	0	0	0	0	0	0	3,820
Highest level 6	5.5-6.0	318	4	224	4	175	0	0	0	0	0	0	725
Not applicable (no occupation)	BK	1,359	34	509	29	1,796	1,606	2,992	2,904	2,832	2,817	16,878	

53. E. Occupation Specific Vocation Preparation (SVP).

[VAR: DOTSVVP]

RESPONSE	PUNCH	YEAR										COL.	186-189
		1972-82	1982B	1983-87	1987B	1988-91	1993	1994	1996	1998	2000	ALL	
Up to 30 days	1.5-2.5	567	15	340	32	188	0	0	0	0	0	0	1,142
31 days to 3 months	2.5-3.5	2,231	101	1,062	73	608	0	0	0	0	0	0	4,075
Over 3 months up to 6 months	3.5-4.5	2,423	89	1,255	71	725	0	0	0	0	0	0	4,563
Over 6 months up to 1 year	4.5-5.5	1,290	35	705	33	377	0	0	0	0	0	0	2,440
1 - 2 years	5.5-6.5	2,030	27	1,214	50	692	0	0	0	0	0	0	4,013
2 - 4 years	6.5-7.5	2,884	44	1,867	50	1,103	0	0	0	0	0	0	5,948
4 - 10 years	7.5+	842	9	590	15	418	0	0	0	0	0	0	1,874
Not applicable (no occupation)	BK	1,359	34	509	29	1,796	1,606	2,992	2,904	2,832	2,817	16,878	

53. F. Occupational Prestige.

[VAR: DOTPRES]

RESPONSE	PUNCH	YEAR										COL.	190-192
		1972-82	1982B	1983-87	1987B	1988-91	1993	1994	1996	1998	2000	ALL	
00-09	0	89	5	61	4	40	0	0	0	0	0	0	199
10-19	1	876	67	479	56	245	0	0	0	0	0	0	1,723
20-29	2	2,282	70	1,093	66	614	0	0	0	0	0	0	4,125
30-39	3	3,592	97	2,006	100	1,141	0	0	0	0	0	0	6,936
40-49	4	3,119	45	1,800	49	1,007	0	0	0	0	0	0	6,020
50-59	5	705	9	481	20	338	0	0	0	0	0	0	1,553
60-69	6	1,422	23	976	27	621	0	0	0	0	0	0	3,069
70-79	7	166	4	114	1	93	0	0	0	0	0	0	378
80-89	8	16	0	23	1	12	0	0	0	0	0	0	52
Not applicable	BK	1,359	34	509	29	1,796	1,606	2,992	2,904	2,832	2,817	16,878	

REMARKS: See Appendix J on DOT codes.

54. A. Spouse's Occupational Relationship with Data.

SPOUSE'S DATA

[VAR: SPDOTDAT]

RESPONSE	PUNCH	YEAR										COL.	193-196	
		1972-82	1982B	1983-87	1987B	1988-91	1993	1994	1996	1998	2000	2000	ALL	
Synthesizing	0-0.5	144	0	79	0	46	0	0	0	0	0	0	0	269
Coordinating	0.5-1.5	1,257	6	765	20	490	0	0	0	0	0	0	0	2,538
Analyzing	1.5-2.5	1,479	15	730	16	373	0	0	0	0	0	0	0	2,613
Compiling	2.5-3.5	1,625	20	802	15	465	0	0	0	0	0	0	0	2,927
Computing	3.5-4.5	878	10	428	7	212	0	0	0	0	0	0	0	1,535
Copying	4.5-5.5	295	6	104	2	67	0	0	0	0	0	0	0	474
Comparing	5.5-6.5	722	17	321	15	167	0	0	0	0	0	0	0	1,242
No significant relationship	6.5-8.5	1,596	51	748	29	369	0	0	0	0	0	0	0	2,793
Not applicable (no spouse with occupation)	BK	5,630	229	3565	249	3,718	1,606	2,992	2,904	2,832	2,817	26,542		

54. B. Spouse's Occupational Relationship with People.

SPOUSE'S PEOPLE

[VAR: SPDOTPEO]

RESPONSE	PUNCH	YEAR										COL.	197-200	
		1972-82	1982B	1983-87	1987B	1988-91	1993	1994	1996	1998	2000	2000	ALL	
Mentoring	0-0.5	33	0	23	0	15	0	0	0	0	0	0	0	71
Negotiating	0.5-1.5	129	1	63	3	59	0	0	0	0	0	0	0	255
Instructing	1.5-2.5	417	5	186	4	108	0	0	0	0	0	0	0	720
Supervising	2.5-3.5	88	2	73	1	41	0	0	0	0	0	0	0	205
Diverting	3.5-4.5	524	3	284	8	158	0	0	0	0	0	0	0	977
Persuading	4.5-5.5	261	1	177	3	94	0	0	0	0	0	0	0	536
Speaking-Signaling	5.5-6.5	1,870	28	999	12	548	0	0	0	0	0	0	0	3,457
Serving	6.5-7.5	795	17	427	21	222	0	0	0	0	0	0	0	1,482
No significant relationship	7.5+	3,879	68	1,745	52	944	0	0	0	0	0	0	0	6,688
Not applicable (no spouse with occupation)	BK	5,630	229	3,565	249	3,718	1,606	2,992	2,904	2,832	2,817	26,542		

54. C. Spouse's Occupational Relationship with Things.

SPOUSE'S THING

[VAR: SPDOTTHN]

RESPONSE	PUNCH	YEAR										COL.	201-204	
		1972-82	1982B	1983-87	1987B	1988-91	1993	1994	1996	1998	2000	2000	ALL	
Setting-up Precision	0-0.5	75	0	33	0	15	0	0	0	0	0	0	0	123
Operating-working	0.5-1.5	696	6	302	8	183	0	0	0	0	0	0	0	1,195
Operating-controlling	1.5-2.5	764	5	356	7	203	0	0	0	0	0	0	0	1,335
Driving-operating	2.5-3.5	607	16	282	9	146	0	0	0	0	0	0	0	1,060
Manipulating	3.5-4.5	523	9	218	9	105	0	0	0	0	0	0	0	864
Tending	4.5-5.5	666	13	247	15	130	0	0	0	0	0	0	0	1,071
Feeding-off bearing	5.5-6.5	285	14	202	6	94	0	0	0	0	0	0	0	601
Handling	6.5-7.5	889	12	466	8	241	0	0	0	0	0	0	0	1,616
No significant relationship	7.5+	3,491	50	1,871	42	1,072	0	0	0	0	0	0	0	6,526
Not applicable (no spouse with occupation)	BK	5,630	229	3,565	249	3,718	1,606	2,992	2,904	2,832	2,817	26,542		

54. D. Spouse's Occupational General Educational Development (GED).

[VAR: SPDOTGED]

RESPONSE	PUNCH	YEAR										COL.	205-208	
		1972-82	1982B	1983-87	1987B	1988-91	1993	1994	1996	1998	2000	2000	ALL	
Lowest level 1	1.0-1.5	18	0	10	1	3	0	0	0	0	0	0	0	32
2	1.5-2.5	734	30	348	15	172	0	0	0	0	0	0	0	1,299
3	2.5-3.5	2,821	61	1,305	42	691	0	0	0	0	0	0	0	4,920
4	3.5-4.5	3,018	23	1,486	28	819	0	0	0	0	0	0	0	5,374
5	4.5-5.5	1,150	11	688	18	390	0	0	0	0	0	0	0	2,257
Highest level 6	5.5-6.0	255	0	140	0	114	0	0	0	0	0	0	0	509
Not applicable (no spouse with occupation)	BK	5,630	229	3,565	249	3,718	1,606	2,992	2,904	2,832	2,817	26,542		

54. E. Spouse's Occupation Specific Vocation Preparation (SVP).

[VAR: SPDOTSVP]

RESPONSE	PUNCH	YEAR										COL.	209-212	
		1972-82	1982B	1983-87	1987B	1988-91	1993	1994	1996	1998	2000	2000	ALL	
Short demonstration	1.0-1.5	1	0	0	0	0	0	0	0	0	0	0	0	1
Up to 30 days	1.5-2.5	257	7	158	6	80	0	0	0	0	0	0	0	508
31 days to 3 months	2.5-3.5	1,211	45	552	21	283	0	0	0	0	0	0	0	2,112
Over 3 months up to 6 months	3.5-4.5	1,545	31	702	22	358	0	0	0	0	0	0	0	2,658
Over 6 months up to 1 year	4.5-5.5	874	11	393	12	208	0	0	0	0	0	0	0	1,498
1 - 2 years	5.5-6.5	1,312	15	643	12	381	0	0	0	0	0	0	0	2,363
2 - 4 years	6.5-7.5	2,173	15	1,171	30	619	0	0	0	0	0	0	0	4,008
4 - 10 years	7.5+	623	1	358	1	260	0	0	0	0	0	0	0	1,243
Not applicable (no spouse with occupation) . .	BK	5,630	229	3,565	249	3,718	1,606	2,992	2,904	2,832	2,817	26,542		

54. F. Spouse's Occupational Prestige.

[VAR: SPDOTPRE]

RESPONSE	PUNCH	YEAR										COL.	213-215	
		1972-82	1982B	1983-87	1987B	1988-91	1993	1994	1996	1998	2000	2000	ALL	
00-09	0	30	0	29	2	16	0	0	0	0	0	0	0	77
10-19	1	392	19	196	9	86	0	0	0	0	0	0	0	702
20-29	2	1,384	42	626	29	317	0	0	0	0	0	0	0	2,398
30-39	3	2,460	35	1,115	25	613	0	0	0	0	0	0	0	4,248
40-49	4	2,185	16	1,090	19	601	0	0	0	0	0	0	0	3,911
50-59	5	439	5	302	8	171	0	0	0	0	0	0	0	925
60-69	6	960	8	540	12	324	0	0	0	0	0	0	0	1,844
70-79	7	120	0	66	0	51	0	0	0	0	0	0	0	237
80-89	8	26	0	13	0	10	0	0	0	0	0	0	0	49
Not applicable (no spouse with occupation)	BK	5,630	229	3,565	249	3,718	1,606	2,992	2,904	2,832	2,817	26,542		

REMARKS: See Appendix J on DOT codes.

55. A. Father's Occupational Relationship with Data.

FATHER'S DATA

[VAR: PADOTDAT]

RESPONSE	PUNCH	YEAR										COL.	216-219
		1972-82	1982B	1983-87	1987B	1988-91	1993	1994	1996	1998	2000	2000	ALL
Synthesizing	0-0.5	190	0	171	7	122	0	0	0	0	0	0	490
Coordinating	0.5-1.5	1,562	11	1,063	14	647	0	0	0	0	0	0	3,297
Analyzing	1.5-2.5	4,078	71	2,130	69	1,241	0	0	0	0	0	0	7,589
Compiling	2.5-3.5	1,420	24	733	29	373	0	0	0	0	0	0	2,579
Computing	3.5-4.5	500	4	346	8	196	0	0	0	0	0	0	1,054
Copying	4.5-5.5	348	5	149	8	80	0	0	0	0	0	0	590
Comparing	5.5-6.5	1,382	51	671	34	352	0	0	0	0	0	0	2,490
No significant relationship	6.5-8.5	2,061	64	1,083	75	633	0	0	0	0	0	0	3,916
Not applicable (no father with occupation)	BK	2,085	124	1,196	109	2,263	1,606	2,992	2,904	2,832	2,817	18,928	

55. B. Father's Occupational Relationship with People.

FATHER'S PEOPLE

[VAR: PADOTPEO]

RESPONSE	PUNCH	YEAR										COL.	220-223
		1972-82	1982B	1983-87	1987B	1988-91	1993	1994	1996	1998	2000	2000	ALL
Mentoring	0-0.5	111	3	70	3	39	0	0	0	0	0	0	226
Negotiating	0.5-1.5	138	1	103	1	55	0	0	0	0	0	0	298
Instructing	1.5-2.5	139	1	106	3	85	0	0	0	0	0	0	334
Supervising	2.5-3.5	91	2	76	4	45	0	0	0	0	0	0	218
Diverting	3.5-4.5	710	2	487	4	290	0	0	0	0	0	0	1,493
Persuading	4.5-5.5	363	4	192	4	133	0	0	0	0	0	0	696
Speaking- Signaling	5.5-6.5	1,710	17	971	24	592	0	0	0	0	0	0	3,314
Serving	6.5-7.5	326	5	210	4	97	0	0	0	0	0	0	642
No significant relationship	7.5+	7,953	195	4,131	197	2,308	0	0	0	0	0	0	14,784
Not applicable (no father with occupation)	BK	2,085	124	1,196	109	2,263	1,606	2,992	2,904	2,832	2,817	18,928	

55. C. Father's Occupational Relationship with Things.

FATHER'S THING

[VAR: PADOTTHN]

RESPONSE	PUNCH	YEAR										COL.	224-227
		1972-82	1982B	1983-87	1987B	1988-91	1993	1994	1996	1998	2000	2000	ALL
Setting-up Precision	0-0.5	177	0	94	2	74	0	0	0	0	0	0	347
Working	0.5-1.5	1,442	14	793	24	445	0	0	0	0	0	0	2,718
Operating controlling	1.5-2.5	2,915	71	1,411	63	762	0	0	0	0	0	0	5,222
Driving- operating	2.5-3.5	879	21	509	17	284	0	0	0	0	0	0	1,710
Manipulating	3.5-4.5	1,208	27	558	30	320	0	0	0	0	0	0	2,143
Tending	4.5-5.5	1,123	50	628	46	332	0	0	0	0	0	0	2,179
Feeding off bearing	5.5-6.5	560	12	396	17	205	0	0	0	0	0	0	1,190
Handling	6.5-7.5	1,322	18	758	16	479	0	0	0	0	0	0	2,593
No significant relationship	7.5+	1,915	17	1,199	29	743	0	0	0	0	0	0	3,903
Not applicable (no father with occupation)	BK	2,085	124	1,196	109	2,263	1,606	2,992	2,904	2,832	2,817	18,928	

55. D. Father's Occupational General Educational Development (GED).

[VAR: PADOTGED]

RESPONSE	PUNCH	YEAR										COL.	
		1972-82	1982B	1983-87	1987B	1988-91	1993	1994	1996	1998	2000	228-231 ALL	
Lowest level 1	1.0-1.5	25	3	15	3	9	0	0	0	0	0	0	55
2	1.5-2.5	1,067	35	576	47	347	0	0	0	0	0	0	2,072
3	2.5-3.5	3,407	94	1,820	82	981	0	0	0	0	0	0	6,384
4	3.5-4.5	5,732	91	2,975	94	1,653	0	0	0	0	0	0	10,545
5	4.5-5.5	923	4	651	9	453	0	0	0	0	0	0	2,040
Highest level 6	5.5-6.0	387	3	309	9	201	0	0	0	0	0	0	909
Not applicable (no father with occupation)	BK	2,085	124	1,196	109	2,263	1,606	2,992	2,904	2,832	2,817	18,928	

55. E. Father's Occupation Specific Vocation Preparation (SVP).

[VAR: PADOTSVP]

RESPONSE	PUNCH	YEAR										COL.	
		1972-82	1982B	1983-87	1987B	1988-91	1993	1994	1996	1998	2000	232-235 ALL	
Short demonstration	1.0-1.5	5	0	4	0	1	0	0	0	0	0	0	10
Up to 30 days	1.5-2.5	154	7	105	13	51	0	0	0	0	0	0	330
31 days to 3 months	2.5-3.5	1,329	49	729	49	470	0	0	0	0	0	0	2,626
Over 3 months up to 6 months	3.5-4.5	1,866	52	929	45	482	0	0	0	0	0	0	3,374
Over 6 months up to 1 year	4.5-5.5	858	17	478	18	250	0	0	0	0	0	0	1,621
1 - 2 years	5.5-6.5	860	13	494	19	256	0	0	0	0	0	0	1,642
2 - 4 years	6.5-7.5	5,348	81	2,853	78	1,693	0	0	0	0	0	0	10,053
4 - 10 years	7.5+	1,121	11	754	22	441	0	0	0	0	0	0	2,349
Not applicable (no father with occupation)	BK	2,085	124	1,196	109	2,263	1,606	2,992	2,904	2,832	2,817	18,928	

55. F. Father's Occupational Prestige.

[VAR: PADOTPRE]

RESPONSE	PUNCH	YEAR										COL.	
		1972-82	1982B	1983-87	1987B	1988-91	1993	1994	1996	1998	2000	236-238 ALL	
00-09	0	30	2	11	0	8	0	0	0	0	0	0	51
10-19	1	614	33	336	34	161	0	0	0	0	0	0	1,178
20-29	2	1,977	60	996	63	547	0	0	0	0	0	0	3,643
30-39	3	5,116	111	2,608	107	1,440	0	0	0	0	0	0	9,382
40-49	4	2,515	18	1,430	24	842	0	0	0	0	0	0	4,829
50-59	5	298	3	214	4	138	0	0	0	0	0	0	657
60-69	6	808	2	605	11	420	0	0	0	0	0	0	1,846
70-79	7	127	1	110	1	68	0	0	0	0	0	0	307
80-89	8	56	0	36	0	20	0	0	0	0	0	0	112
Not applicable (no father with occupation)	BK	2,085	124	1,196	109	2,263	1,606	2,992	2,904	2,832	2,817	18,928	

REMARKS: See Appendix J on DOT codes.

56. Generally speaking, do you usually think of yourself as a Republican, Democrat, Independent, or what?

[VAR: PARTYID]

RESPONSE	PUNCH	YEAR									COL. 240	
		1972-82	1982B	1983-87	1987B	1988-91	1993	1994	1996	1998	2000	ALL
Strong Democrat	0	2,197	143	1,271	151	864	227	423	400	370	414	6,640
Not very strong Democrat	1	3,482	109	1,655	89	1,282	321	644	577	597	507	9,263
Independent, close to Democrat	2	1,768	44	904	51	578	190	341	356	349	325	4,906
Independent (Neither, No response)	3	1,736	30	855	32	721	205	369	457	477	566	5,448
Independent, close to Republican	4	1,106	8	743	9	571	158	282	258	244	261	3,640
Not very strong Republican	5	2,011	8	1,259	15	1,170	299	519	500	484	399	6,664
Strong Republican	6	1,009	8	751	2	662	180	321	307	239	285	3,764
Other party, refused to say	7	243	0	75	1	44	17	44	43	63	48	578
Don't know	8	10	0	0	0	0	0	0	0	0	0	10
No answer	9	64	4	29	3	15	9	49	6	9	12	200

REMARKS: See Appendix D: Recodes, for original question format and method of recoding. See Appendix N for changes across surveys. If planning to perform trend analysis with this variable, please consult GSS Methodological Report No. 56.

57. Now in 1968, you remember that Humphrey ran for President on the Democratic ticket against Nixon for the Republicans, and Wallace as an Independent. Do you remember for sure whether or not you voted in that election?

[VAR: VOTE68]

RESPONSE	PUNCH	YEAR									COL. 241	
		1972-82	1982B	1983-87	1987B	1988-91	1993	1994	1996	1998	2000	ALL
Voted (ASK A)	1	1,992	0	0	0	0	0	0	0	0	0	1,992
Did not vote (ASK B)	2	813	0	0	0	0	0	0	0	0	0	813
Ineligible (ASK B)	3	255	0	0	0	0	0	0	0	0	0	255
Refused	4	4	0	0	0	0	0	0	0	0	0	4
Religious non-voter	6	2	0	0	0	0	0	0	0	0	0	2
Don't know/ don't remember	8	46	0	0	0	0	0	0	0	0	0	46
No answer	9	5	0	0	0	0	0	0	0	0	0	5
Not applicable	BK	10,509	354	7,542	353	5,907	1,606	2,992	2,904	2,832	2,817	38,941

A. **IF VOTED:** Did you vote for Humphrey, Nixon, or Wallace?

[VAR: PRES68]

RESPONSE	PUNCH	YEAR									COL. 242	
		1972-82	1982B	1983-87	1987B	1988-91	1993	1994	1996	1998	2000	ALL
Humphrey	1	787	0	0	0	0	0	0	0	0	0	787
Nixon	2	885	0	0	0	0	0	0	0	0	0	885
Wallace	3	220	0	0	0	0	0	0	0	0	0	220
Other	4	16	0	0	0	0	0	0	0	0	0	16
Refused to tell	5	32	0	0	0	0	0	0	0	0	0	32
Don't know/ don't remember	8	43	0	0	0	0	0	0	0	0	0	43
No answer	9	9	0	0	0	0	0	0	0	0	0	9
Not applicable (Punches 2, 3, 4, 6, 8, and 9 in Col. 239)	BK	11,634	354	7,542	353	5,907	1,606	2,992	2,904	2,832	2,817	38,941

B. IF DID NOT VOTE: Who would you have voted for, for President, if you had voted?

[VAR: IF68WHO]

RESPONSE	PUNCH	YEAR										COL. 243
		1972-82	1982B	1983-87	1987B	1988-91	1993	1994	1996	1998	2000	ALL
Humphrey	1	351	0	0	0	0	0	0	0	0	0	351
Nixon	2	371	0	0	0	0	0	0	0	0	0	371
Wallace	3	143	0	0	0	0	0	0	0	0	0	143
Other	4	37	0	0	0	0	0	0	0	0	0	37
Did not vote due to religious belief or did not like any of the candidates	6	10	0	0	0	0	0	0	0	0	0	10
Don't know/ don't remember	8	132	0	0	0	0	0	0	0	0	0	132
No answer	9	24	0	0	0	0	0	0	0	0	0	24
Not applicable (Punches 1, 4, 6, 8, and 9 in Col. 239)	BK	12,558	354	7,542	353	5,907	1,606	2,992	2,904	2,832	2,817	36,040

58. In 1972, you remember that McGovern ran for President on the Democratic ticket against Nixon for the Republicans. Do you remember for sure whether or not you voted in that election?

[VAR: VOTE 72]

RESPONSE	PUNCH	YEAR										COL. 244
		1972-82	1982B	1983-87	1987B	1988-91	1993	1994	1996	1998	2000	ALL
Voted (ASK A)	1	4,883	0	0	0	0	0	0	0	0	0	4,883
Did not vote (ASK B)	2	2,045	0	0	0	0	0	0	0	0	0	2,045
Ineligible . (ASK B)	3	456	0	0	0	0	0	0	0	0	0	456
Refused (GO TO Q. 59)	4	18	0	0	0	0	0	0	0	0	0	18
Religious non-voter	6	2	0	0	0	0	0	0	0	0	0	2
Don't know/Don't remember (GO TO Q. 59)	8	91	0	0	0	0	0	0	0	0	0	91
No answer	9	12	0	0	0	0	0	0	0	0	0	12
Not applicable	BK	6,119	354	7,542	353	5,907	1,606	2,992	2,904	2,832	2,817	33,426

A. IF VOTED: Did you vote for McGovern or Nixon?

[VAR: PRES72]

RESPONSE	PUNCH	YEAR										COL. 245
		1972-82	1982B	1983-87	1987B	1988-91	1993	1994	1996	1998	2000	ALL
McGovern	1	1,784	0	0	0	0	0	0	0	0	0	1,784
Nixon	2	2,804	0	0	0	0	0	0	0	0	0	2,804
Other	3	130	0	0	0	0	0	0	0	0	0	130
Refused	4	36	0	0	0	0	0	0	0	0	0	36
Didn't vote for president (ASK B)	5	22	0	0	0	0	0	0	0	0	0	22
Don't know/Don't remember	8	65	0	0	0	0	0	0	0	0	0	65
No answer	9	52	0	0	0	0	0	0	0	0	0	52
Not applicable (Punches 2-8 in Col. 242)	BK	8,733	354	7,542	353	5,907	1,606	2,992	2,904	2,832	2,817	36,040

B. IF DID NOT VOTE: Who would you have voted for, for President, if you had voted?

[VAR: IF72WHO]

RESPONSE	PUNCH	YEAR										COL. 246	
		1972-82	1982B	1983-87	1987B	1988-91	1993	1994	1996	1998	2000	ALL	
McGovern	1	853	0	0	0	0	0	0	0	0	0	0	853
Nixon	2	947	0	0	0	0	0	0	0	0	0	0	947
Other	3	233	0	0	0	0	0	0	0	0	0	0	233
Refused	4	1	0	0	0	0	0	0	0	0	0	0	1
Wouldn't vote	5	69	0	0	0	0	0	0	0	0	0	0	69
Religious non-voter	6	1	0	0	0	0	0	0	0	0	0	0	1
Don't know/Don't remember	8	352	0	0	0	0	0	0	0	0	0	0	352
No answer	9	83	0	0	0	0	0	0	0	0	0	0	83
Not applicable (Punches 1, 4, 6, and 8 in Col. 242 except for those also Punch 5 in Col. 243)	BK	11,087	354	7,542	353	5,907	1,606	2,992	2,904	2,832	2,817	38,394	

REMARKS: See Appendix N for changes across surveys.

59. In 1976, you remember that Carter ran for President on the Democratic ticket against Ford for the Republicans. Do you remember for sure whether or not you voted in that election?

[VAR: VOTE76]

RESPONSE	PUNCH	YEAR										COL. 247	
		1972-82	1982B	1983-87	1987B	1988-91	1993	1994	1996	1998	2000	ALL	
Voted (ASK A)	1	3,746	206	0	0	0	0	0	0	0	0	0	3,952
Did not vote (ASK B)	2	1,757	95	0	0	0	0	0	0	0	0	0	1,852
Ineligible . (ASK B)	3	421	45	0	0	0	0	0	0	0	0	0	466
Refused (GO TO Q. 60)	4	11	0	0	0	0	0	0	0	0	0	0	11
Don't know/Can't remember (GO TO Q. 60)	8	90	6	0	0	0	0	0	0	0	0	0	96
No answer	9	11	2	0	0	0	0	0	0	0	0	0	13
Not applicable	BK	7,590	0	7,542	353	5,907	1,606	2,992	2,904	2,832	2,817	34,543	

A. IF VOTED: Did you vote for Carter or Ford?

[VAR: PRES76]

RESPONSE	PUNCH	YEAR										COL. 248	
		1972-82	1982B	1983-87	1987B	1988-91	1993	1994	1996	1998	2000	ALL	
Carter	1	2,032	182	0	0	0	0	0	0	0	0	0	2,214
Ford	2	1,556	15	0	0	0	0	0	0	0	0	0	1,571
Other candidate (SPECIFY:)	3	38	0	0	0	0	0	0	0	0	0	0	38
Refused	4	23	3	0	0	0	0	0	0	0	0	0	26
Didn't vote for pres- ident (ASK B)	5	8	0	0	0	0	0	0	0	0	0	0	8
Don't know/Can't remember	8	57	5	0	0	0	0	0	0	0	0	0	62
No answer	9	43	3	0	0	0	0	0	0	0	0	0	46
Not applicable (Punches 2-8 in Col. 245)	BK	9,869	146	7,542	353	5,907	1,606	2,992	2,904	2,832	2,817	36,998	

B. IF DID NOT VOTE OR INELIGIBLE:

Who would you have voted for, for President, if you had voted?
IF76WHO]

[VAR: IF76WHO]

RESPONSE	PUNCH	YEAR										COL. 249
		1972-82	1982B	1983-87	1987B	1988-91	1993	1994	1996	1998	2000	ALL
Carter	1	1,060	98	0	0	0	0	0	0	0	0	1,158
Ford	2	726	19	0	0	0	0	0	0	0	0	745
Other	3	94	5	0	0	0	0	0	0	0	0	99
Refused	4	0	1	0	0	0	0	0	0	0	0	1
Wouldn't vote	5	20	0	0	0	0	0	0	0	0	0	20
Don't know/Can't remember	8	236	10	0	0	0	0	0	0	0	0	246
No answer	9	76	3	0	0	0	0	0	0	0	0	79
Not applicable (Punches 1, 4, and 8 in Col. 245 except for those also Punch 5 in Col. 246)	BK	11,414	218	7,542	353	5,907	1,606	2,992	2,904	2,832	2,817	38,585

REMARKS: See Appendix N for changes across surveys. See Appendix T, GSS Methodological Report No. 34.

60. In 1980, you remember that Carter ran for President on the Democratic ticket against Reagan for the Republicans, and Anderson as an Independent. Do you remember for sure whether or not you voted in that election?

[VAR: VOTE 80]

RESPONSE	PUNCH	YEAR										COL. 250
		1972-82	1982B	1983-87	1987B	1988-91	1993	1994	1996	1998	2000	ALL
Voted (ASK A)	1	977	207	3,963	206	0	0	0	0	0	0	5,353
Did not vote (ASK B)	2	452	129	1,481	79	0	0	0	0	0	0	2,141
Ineligible . (ASK B)	3	53	13	492	57	0	0	0	0	0	0	615
Refused (GO TO Q. 61)	4	5	2	12	2	0	0	0	0	0	0	21
Don't know/Can't remember (GO TO Q. 61)	8	18	2	103	8	0	0	0	0	0	0	131
No answer	9	1	1	21	1	0	0	0	0	0	0	24
Not applicable	BK	12,120	0	1,470	0	5,907	1,606	2,992	2,904	2,832	2,817	32,648

A. IF VOTED: Did you vote for Carter, Reagan, or Anderson?

[VAR: PRES80]

RESPONSE	PUNCH	YEAR										COL. 251
		1972-82	1982B	1983-87	1987B	1988-91	1993	1994	1996	1998	2000	ALL
Carter	1	441	191	1,817	186	0	0	0	0	0	0	2,635
Reagan	2	437	5	1,764	12	0	0	0	0	0	0	2,218
Anderson	3	66	4	234	4	0	0	0	0	0	0	308
Other candidate (SPECIFY:)	4	4	0	21	0	0	0	0	0	0	0	25
Refused	5	12	5	35	0	0	0	0	0	0	0	52
Didn't vote for Pres- ident (ASK B)	6	4	1	8	0	0	0	0	0	0	0	13
Don't know/Can't remember	8	12	1	68	1	0	0	0	0	0	0	82
No answer	9	2	1	37	4	0	0	0	0	0	0	44
Not applicable (Punches 2-8 in Col. 248)	BK	12,648	146	3558	146	5,907	1,606	2,992	2,904	2,832	2,817	35,556

B. IF DID NOT VOTE OR INELIGIBLE:

Who would you have voted for, for President, if you had voted?

[VAR: IF80WHO]

RESPONSE	PUNCH	YEAR										COL. 252	
		1972-82	1982B	1983-87	1987B	1988-91	1993	1994	1996	1998	2000	ALL	
Carter	1	206	112	795	84	0	0	0	0	0	0	0	1,197
Reagan	2	153	7	714	10	0	0	0	0	0	0	0	884
Anderson	3	45	2	101	11	0	0	0	0	0	0	0	159
Other	4	29	8	53	2	0	0	0	0	0	0	0	92
Wouldn't vote	5	0	0	8	0	0	0	0	0	0	0	0	8
Refused	7	1	0	0	0	0	0	0	0	0	0	0	1
Don't know/Can't remember	8	70	12	256	14	0	0	0	0	0	0	0	352
No answer	9	2	2	66	7	0	0	0	0	0	0	0	77
Not applicable (Punches 1, 4, and 8 in Col. 248 except for those also Punch 6 in Col. 249)	BK	13,120	211	5,549	225	5,907	1,606	2,992	2,904	2,832	2,817	38,163	

REMARKS: Appendix T, GSS Methodological Report No. 21.

61. In 1984, you remember that Mondale ran for President on the Democratic ticket against Reagan for the Republicans. Do you remember for sure whether or not you voted in that election?

[VAR: VOTE84]

RESPONSE	PUNCH	YEAR										COL. 253	
		1972-82	1982B	1983-87	1987B	1988-91	1993	1994	1996	1998	2000	ALL	
Voted (ASK A)	1	0	0	3,003	206	1,884	0	0	0	0	0	0	5,093
Did not vote (ASK B)	2	0	0	1,223	115	782	0	0	0	0	0	0	2,120
Ineligible . (ASK B)	3	0	0	162	22	258	0	0	0	0	0	0	442
Refused (GO TO Q. 62)	4	0	0	7	1	20	0	0	0	0	0	0	28
Don't know/Can't remember (GO TO Q. 62)	8	0	0	66	8	69	0	0	0	0	0	0	143
No answer	9	0	0	9	1	5	0	0	0	0	0	0	15
Not applicable	BK	13,626	354	3,072	0	2,889	1,606	2,992	2,904	2,832	2,817	33,092	

A. IF VOTED: Did you vote for Mondale or Reagan?

[VAR: PRES84]

RESPONSE	PUNCH	YEAR										COL. 254	
		1972-82	1982B	1983-87	1987B	1988-91	1993	1994	1996	1998	2000	ALL	
Mondale	1	0	0	1,147	174	640	0	0	0	0	0	0	1,961
Reagan	2	0	0	1,746	23	1,142	0	0	0	0	0	0	2,911
Other candidate (SPECIFY:)	3	0	0	18	1	18	0	0	0	0	0	0	37
Refused	4	0	0	31	0	7	0	0	0	0	0	0	38
Didn't vote for Pres- ident (ASK B)	5	0	0	13	0	8	0	0	0	0	0	0	21
Don't know/Can't remember	8	0	0	33	4	44	0	0	0	0	0	0	81
No answer	9	0	0	24	5	32	0	0	0	0	0	0	61
Not applicable (Punches 2-8 in Col. 251)	BK	13,626	354	4,530	146	4,016	1,606	2,992	2,904	2,832	2,817	35,823	

B. IF DID NOT VOTE OR INELIGIBLE:

Who would you have voted for, for President, if you had voted?

[VAR: IF84WHO]

RESPONSE	PUNCH	YEAR										COL. 255	
		1972-82	1982B	1983-87	1987B	1988-91	1993	1994	1996	1998	2000	ALL	
Mondale	1	0	0	435	80	267	0	0	0	0	0	0	782
Reagan	2	0	0	691	27	484	0	0	0	0	0	0	1,202
Other	3	0	0	77	10	66	0	0	0	0	0	0	153
Wouldn't vote	4	0	0	7	0	0	0	0	0	0	0	0	7
Refused	5	0	0	0	0	0	0	0	0	0	0	0	0
Don't know/Can't remember	8	0	0	170	16	150	0	0	0	0	0	0	336
No answer	9	0	0	30	5	84	0	0	0	0	0	0	119
Not applicable (Punches 1, 4, and 8 in Col. 251 except for those also Punch 5 in Col. 252)	BK	13,626	354	6,132	215	4,856	1,606	2,992	2,904	2,832	2,817	38,334	

62. In 1988, you remember that Dukakis ran for President on the Democratic ticket against Bush for the Republicans. Do you remember for sure whether or not you voted in that election?

[VAR: VOTE88]

RESPONSE	PUNCH	YEAR										COL. 256	
		1972-82	1982B	1983-87	1987B	1988-91	1993	1994	1996	1998	2000	ALL	
Voted (ASK A)	1	0	0	0	0	2,856	1007	0	0	0	0	0	3,863
Did not vote (ASK B)	2	0	0	0	0	1,324	441	0	0	0	0	0	1,765
Ineligible . (ASK B)	3	0	0	0	0	152	117	0	0	0	0	0	269
Refused (GO TO Q. 63)	4	0	0	0	0	40	5	0	0	0	0	0	45
Don't know/Can't remember (GO TO Q. 63)	8	0	0	0	0	50	30	0	0	0	0	0	80
No answer	9	0	0	0	0	4	6	0	0	0	0	0	10
Not applicable	BK	13,626	354	7,542	353	1,481	0	2,992	2,904	2,832	2,817	34,901	

A. IF VOTED: Did you vote for Dukakis or Bush?

[VAR: PRES88]

RESPONSE	PUNCH	YEAR										COL. 257	
		1972-82	1982B	1983-87	1987B	1988-91	1993	1994	1996	1998	2000	ALL	
Dukakis	1	0	0	0	0	1,124	282	0	0	0	0	0	1,406
Bush	2	0	0	0	0	1,591	686	0	0	0	0	0	2,277
Other candidate (SPECIFY: _____)	3	0	0	0	0	28	10	0	0	0	0	0	38
Refused	4	0	0	0	0	2	0	0	0	0	0	0	2
Didn't vote for President (ASK B)	5	0	0	0	0	10	4	0	0	0	0	0	14
Don't know/Can't remember	8	0	0	0	0	51	15	0	0	0	0	0	66
No answer	9	0	0	0	0	54	16	0	0	0	0	0	70
Not applicable (Punches 2-8 in Col. 254)	BK	13,626	354	7,542	353	3,047	593	2,992	2,904	2,832	2,817	37,060	

B. IF DID NOT VOTE OR INELIGIBLE: Who would you have voted for, for President, if you had voted?

[VAR: IF88WHO]

RESPONSE	PUNCH	YEAR										COL. 258
		1972-82	1982B	1983-87	1987B	1988-91	1993	1994	1996	1998	2000	ALL
Dukakis	1	0	0	0	0	331	93	0	0	0	0	424
Bush	2	0	0	0	0	808	282	0	0	0	0	1,090
Other	3	0	0	0	0	82	34	0	0	0	0	116
Don't know/Can't remember	8	0	0	0	0	215	112	0	0	0	0	327
No answer	9	0	0	0	0	51	40	0	0	0	0	91
Not applicable (Punches 1, 4, and 8 in Col. 254 except for those also Punch 5 in Col. 255)	BK	13,626	354	7,542	353	4,420	1,045	2,992	2,904	2,832	2,817	38,885

63. In 1992, you remember that Clinton ran for President on the Democratic ticket against Bush for the Republicans and Perot as an Independent. Do you remember for sure whether or not you voted in that election?

[VAR: VOTE92]

RESPONSE	PUNCH	YEAR										COL. 259
		1972-82	1982B	1983-87	1987B	1988-91	1993	1994	1996	1998	2000	ALL
Voted (ASK A)	1	0	0	0	0	0	1,109	2,053	1,907	1,767	0	6,836
Did not vote (ASK B)	2	0	0	0	0	0	446	818	763	655	0	2,682
Ineligible (ASK B)	3	0	0	0	0	0	36	81	184	284	0	585
Refused to answer (GO TO Q. 64A)	4	0	0	0	0	0	6	14	13	0	0	37
Don't know, Can't remember (GO TO Q. 64A)	8	0	0	0	0	0	5	23	38	82	0	148
No answer	9	0	0	0	0	0	4	3	2	31	0	40
Not applicable	BK	13,626	354	7,542	353	5,907	0	0	0	0	2,817	30,599

A. IF VOTED: Did you vote for Clinton, Bush, or Perot?

[VAR: PRES92]

RESPONSE	PUNCH	YEAR										COL. 260
		1972-82	1982B	1983-87	1987B	1988-91	1993	1994	1996	1998	2000	ALL
Clinton (GO TO Q. 64A)	1	0	0	0	0	0	464	940	913	817	0	3,134
Bush (GO TO Q. 64A)	2	0	0	0	0	0	416	699	662	672	0	2,449
Perot (GO TO Q. 64A)	3	0	0	0	0	0	200	349	278	212	0	1,039
Other candidate (Specify: _____) (GO TO Q. 64A)	4	0	0	0	0	0	4	5	5	7	0	21
Didn't vote for President (ASK B)	6	0	0	0	0	0	2	6	0	7	0	15
Don't know/Can't remember (GO TO Q. 64A)	8	0	0	0	0	0	8	23	28	43	0	102
No answer	9	0	0	0	0	0	19	32	23	40	0	114
Not applicable (Punches 2-8 in Col. 257)	BK	13,626	354	7,542	353	5,907	493	938	995	1,034	2,817	34,059

B. IF DID NOT VOTE OR INELIGIBLE: Who would you have voted for, for President, if you had voted?
 [VAR: IF92WHO]

RESPONSE	PUNCH	YEAR										COL. 261
		1972-82	1982B	1983-87	1987B	1988-91	1993	1994	1996	1998	2000	ALL
Clinton	1	0	0	0	0	0	191	350	319	325	0	1,185
Bush	2	0	0	0	0	0	115	243	248	216	0	822
Perot	3	0	0	0	0	0	96	168	150	99	0	513
Other	4	0	0	0	0	0	13	32	56	38	0	139
Don't know/Can't remember	8	0	0	0	0	0	58	92	106	143	0	399
No answer	9	0	0	0	0	0	15	23	68	154	0	260
Not applicable (Punches 1, 4, and 8 in Col. 257 except for those also Punch 6 in Col. 258)	BK	13,626	354	7,542	353	5,907	1,118	2,084	1,957	1,857	2,817	37,615

64. In 1996, you remember that Clinton ran for President on the Democratic ticket against Dole for the Republicans and Perot for the Reform Party. Do you remember for sure whether or not you voted in that election?

[VAR: VOTE96]

RESPONSE	PUNCH	YEAR										COL. 262
		1972-82	1982B	1983-87	1987B	1988-91	1993	1994	1996	1998	2000	ALL
Voted (ASK A)	1	0	0	0	0	0	0	0	0	1,783	1,737	3,520
Did not vote (ASK B)	2	0	0	0	0	0	0	0	0	830	799	1,629
Ineligible (ASK B)	3	0	0	0	0	0	0	0	0	123	201	324
Refused to answer (GO TO Q.65)	4	0	0	0	0	0	0	0	0	15	9	24
Don't know, Can't remember (GO TO Q. 65)	8	0	0	0	0	0	0	0	0	51	64	115
No answer	9	0	0	0	0	0	0	0	0	30	7	37
Not applicable	BK	13,626	354	7,542	353	5,907	1,606	2,992	2,904	0	0	35,284

A. IF VOTED: Did you vote for Clinton, Bush, or Perot?

[VAR: PRES96]

RESPONSE	PUNCH	YEAR										COL. 263
		1972-82	1982B	1983-87	1987B	1988-91	1993	1994	1996	1998	2000	ALL
Clinton (GO TO Q. 65)	1	0	0	0	0	0	0	0	0	923	918	1,841
Bush (GO TO Q. 65)	2	0	0	0	0	0	0	0	0	589	498	1,087
Perot (GO TO Q. 65)	3	0	0	0	0	0	0	0	0	199	216	415
Other candidate (SPECIFY: _____) (GO TO Q. 65)	4	0	0	0	0	0	0	0	0	16	20	36
Didn't vote for President (ASK B)	6	0	0	0	0	0	0	0	0	6	4	10
Don't know/Can't remember (GO TO Q. 65)	8	0	0	0	0	0	0	0	0	40	57	97
No answer	9	0	0	0	0	0	0	0	0	40	30	70
Not applicable (Punches 2-8 in Col. 257)	BK	13,626	354	7,542	353	5,907	1,606	2,992	2,904	1,019	1,074	37,377

B. IF DID NOT VOTE OR INELIGIBLE: Who would you have voted for, for President, if you had voted?
 [VAR: IF96WHO]

RESPONSE	PUNCH	YEAR										COL. 264
		1972-82	1982B	1983-87	1987B	1988-91	1993	1994	1996	1998	2000	ALL
Clinton	1	0	0	0	0	0	0	0	0	469	465	934
Bush	2	0	0	0	0	0	0	0	0	126	107	233
Perot	3	0	0	0	0	0	0	0	0	131	110	241
Other	4	0	0	0	0	0	0	0	0	50	49	99
Don't know/Can't remember	8	0	0	0	0	0	0	0	0	152	205	357
No answer	9	0	0	0	0	0	0	0	0	62	67	129
Not applicable (Punches 1, 4, and 8 in Col. 257 except for those also Punch 6 in Col. 258)	BK	13,626	354	7,542	353	5,907	1,606	2,992	2,904	1,842	1,814	38,940

65 A. We hear a lot of talk these days about liberals and conservatives. I'm going to show you a seven-point scale on which the political views that people might hold are arranged from extremely liberal--point 1--to extremely conservative-- point 7. Where would you place yourself on this scale?

HAND
CARD Q

[VAR: POLVIEWS]

RESPONSE	PUNCH	YEAR										COL. 272
		1972-82	1982B	1983-87	1987B	1988-91	1993	1994	1996	1998	2000	ALL
Extremely liberal	1	225	17	136	16	147	30	71	59	64	107	872
Liberal	2	1,135	63	670	59	649	180	328	303	357	308	4,052
Slightly liberal	3	1,469	50	812	36	773	203	378	334	351	285	4,691
Moderate, middle of the road	4	3,960	111	2,569	104	2,140	575	1,049	1,045	986	1,054	13,593
Slightly conservative	5	1,652	29	1,166	43	950	264	472	451	432	390	5,849
Conservative	6	1,248	28	895	30	823	254	478	458	415	411	5,040
Extremely conservative	7	265	12	173	13	150	42	103	93	86	89	1,026
Don't know	8	473	38	272	39	251	49	101	155	133	149	1,660
No answer	9	82	6	54	13	24	9	12	6	8	24	238
Not applicable	BK	3,117	0	795	0	0	0	0	0	0	0	3,912

REMARKS: Card Q contained responses for punches 1 through 7. Q. 65 was asked on both Form 1 and Form 2 at different points in the interview in 1978. See App. B for locations in the questionnaire. Q. 65 appeared only on Form 1 in 1983. See Q. 65.

65 B. We hear a lot of talk these days about liberals and conservatives. I'm going to show you a seven-point scale on which the political views that people might hold are arranged from extremely liberal--point 1--to extremely conservative--point 7. Where would you place yourself on this scale, or haven't you thought much about this?

HAND
CARD R

[VAR: POLVIEWY]

RESPONSE	PUNCH	YEAR										COL. 273
		1972-82	1982B	1983-87	1987B	1988-91	1993	1994	1996	1998	2000	ALL
Extremely liberal	1	12	0	0	0	0	0	0	0	0	0	12
Liberal	2	66	0	0	0	0	0	0	0	0	0	66
Slightly liberal	3	109	0	0	0	0	0	0	0	0	0	109
Moderate, middle of road	4	239	0	0	0	0	0	0	0	0	0	239
Slightly conservative	5	116	0	0	0	0	0	0	0	0	0	116
Conservative	6	74	0	0	0	0	0	0	0	0	0	74
Extremely conservative	7	11	0	0	0	0	0	0	0	0	0	11
Haven't thought much about this	0	124	0	0	0	0	0	0	0	0	0	124
Don't know	8	17	0	0	0	0	0	0	0	0	0	17
No answer	9	3	0	0	0	0	0	0	0	0	0	3
Not applicable	BK	12,855	354	7,542	353	5,907	1,606	2,992	2,904	2,832	2,817	40,162

REMARKS: Q. 65B appeared on Form 2 in 1978. It is a variant of Q. 65A.

65 C. In political matters, people talk of "the left" and "the right." How would you place your views on this scale? (SHOW CARD S. DO NOT PROMPT. IF RESPONDENT HESITATES, ASK R TO TRY AGAIN. MARK ANSWER BELOW.)

HAND
CARD S

[VAR: POLVIEWX]

RESPONSE	PUNCH	YEAR										COL. 274-275
		1972-82	1982B	1983-87	1987B	1988-91	1993	1994	1996	1998	2000	ALL
Left 1	1	0	0	16	0	0	0	0	0	0	0	16
2	2	0	0	17	0	0	0	0	0	0	0	17
3	3	0	0	46	0	0	0	0	0	0	0	46
4	4	0	0	77	0	0	0	0	0	0	0	77
5	5	0	0	311	0	0	0	0	0	0	0	311
6	6	0	0	102	0	0	0	0	0	0	0	102
7	7	0	0	82	0	0	0	0	0	0	0	82
8	8	0	0	46	0	0	0	0	0	0	0	46
9	9	0	0	14	0	0	0	0	0	0	0	14
Right 10	10	0	0	19	0	0	0	0	0	0	0	19
Don't know	98	0	0	55	0	0	0	0	0	0	0	55
No answer	99	0	0	10	0	0	0	0	0	0	0	10
Not applicable	BK	13,626	354	6,747	353	5,907	1,606	2,992	2,904	2,832	2,817	40,138

REMARKS: CARD S contained responses 1 through 10. Q. 65C appeared on Form 2 in 1983. See Appendix T, GSS Methodological Report No. 29.

66. We are faced with many problems in this country, none of which can be solved easily or inexpensively. I'm going to name some of these problems, and for each one I'd like you to tell me whether you think we're spending too much money on it, too little money, or about the right amount. First (READ ITEM A) . . . are we spending too much, too little, or about the right amount on (ITEM)?

A. Space exploration program

[VAR: NATSPAC]

RESPONSE	PUNCH	YEAR										COL. 276
		1972-82	1982B	1983-87	1987B	1988-91	1993	1994	1996	1998	2000	ALL
Too little	1	1,254	15	525	9	403	67	136	158	139	195	2,901
About right	2	3,907	61	1,686	22	1,253	295	562	577	605	529	9,497
Too much	3	6,213	250	1,623	79	1,060	380	727	601	543	578	12,054
Don't know	8	628	27	210	8	185	54	82	103	92	105	1,494
No answer	9	11	1	11	0	15	3	1	2	2	2	48
Not applicable	BK	1,613	0	3,487	235	2,991	807	1,484	1,463	1,451	1,408	14,939

B. Improving and protecting the environment

[VAR: NATENVIR]

RESPONSE	PUNCH	YEAR										COL. 277
		1972-82	1982B	1983-87	1987B	1988-91	1993	1994	1996	1998	2000	ALL
Too little	1	6,373	217	2,317	81	1,999	445	885	836	826	858	14,837
About right	2	3,671	72	1,226	28	650	239	443	391	386	385	7,491
Too much	3	1,221	36	273	3	129	74	127	152	106	112	2,233
Don't know	8	714	27	215	5	119	36	51	61	59	52	1,339
No answer	9	34	2	24	1	19	5	2	1	4	2	94
Not applicable	BK	1,613	0	3,487	235	2,991	807	1,484	1,463	1,451	1,408	14,939

C. Improving and protecting the nation's health

[VAR: NATHEAL]

RESPONSE	PUNCH	YEAR										COL. 278
		1972-82	1982B	1983-87	1987B	1988-91	1993	1994	1996	1998	2000	ALL
Too little	1	7,032	251	2,378	102	1,994	571	964	950	922	1,010	16,174
About right	2	3,756	64	1,309	13	734	137	349	331	345	319	7,357
Too much	3	705	22	209	3	84	60	127	113	78	50	1,451
Don't know	8	486	13	137	0	87	26	62	42	34	27	914
No answer	9	34	4	22	0	17	5	6	5	2	3	98
Not applicable	BK	1,613	0	3,487	235	2,991	807	1,484	1,463	1,451	1,408	14,939

D. Solving the problems of the big cities

[VAR: NATCITY]

RESPONSE	PUNCH	YEAR										COL. 279
		1972-82	1982B	1983-87	1987B	1988-91	1993	1994	1996	1998	2000	ALL
Too little	1	5,227	228	1,663	71	1,366	429	844	752	629	627	11,836
About right	2	3,121	56	1,240	25	840	175	343	336	412	439	6,987
Too much	3	2,002	39	610	8	307	92	197	186	167	146	3,754
Don't know	8	1,616	29	512	14	382	96	120	163	170	190	3,292
No answer	9	47	2	30	0	21	7	4	4	3	8	126
Not applicable	BK	1,613	0	3,487	235	2,991	807	1,484	1,463	1,451	1,408	14,939

E. Halting the rising crime rate

[VAR: NATCRIME]

RESPONSE	PUNCH	YEAR										COL. 280
		1972-82	1982B	1983-87	1987B	1988-91	1993	1994	1996	1998	2000	ALL
Too little	1	7,972	268	2,648	87	1,991	563	1,131	965	842	827	17,294
About right	2	2,680	45	1,020	22	665	163	241	330	392	454	6,012
Too much	3	689	28	194	4	127	39	93	97	96	76	1,443
Don't know	8	619	10	163	2	111	29	39	45	47	44	1,109
No answer	9	53	3	30	3	22	5	4	4	4	8	136
Not applicable	BK	1,613	0	3,487	235	2,991	807	1,484	1,463	1,451	1,408	14,939

F. Dealing with drug addiction

[VAR: NATDRUG]

RESPONSE	PUNCH	YEAR										COL. 281
		1972-82	1982B	1983-87	1987B	1988-91	1993	1994	1996	1998	2000	ALL
Too little	1	6,973	232	2,450	93	1,889	476	899	838	803	821	15,474
About right	2	3,260	63	1,185	15	732	217	397	382	386	390	7,027
Too much	3	924	35	220	4	176	63	130	159	129	117	1,957
Don't know	8	798	19	177	6	98	36	77	56	58	74	1,399
No answer	9	58	5	23	0	21	7	5	6	5	7	137
Not applicable	BK	1,613	0	3,487	235	2,991	807	1,484	1,463	1,451	1,408	14,939

G. Improving the nation's education system

[VAR: NATEDUC]

RESPONSE	PUNCH	YEAR										COL. 282
		1972-82	1982B	1983-87	1987B	1988-91	1993	1994	1996	1998	2000	ALL
Too little	1	6,086	278	2,451	90	1,949	532	1,064	984	962	994	15,390
About right	2	4,267	60	1,261	26	754	196	324	329	306	321	7,844
Too much	3	1,158	9	205	0	107	46	88	89	87	66	1,855
Don't know	8	468	5	114	2	83	20	27	37	25	26	807
No answer	9	34	2	24	0	23	5	5	2	1	2	98
Not applicable	BK	1,613	0	3,487	235	2,991	807	1,484	1,463	1,451	1,408	14,939

H. Improving the conditions of Blacks

[VAR: NATRACE]

RESPONSE	PUNCH	YEAR										COL. 283
		1972-82	1982B	1983-87	1987B	1988-91	1993	1994	1996	1998	2000	ALL
Too little	1	3,280	309	1,276	95	998	284	462	457	469	469	8,099
About right	2	5,029	33	1,734	16	1,202	315	605	558	555	563	10,610
Too much	3	2,776	6	701	1	444	121	305	277	225	204	5,060
Don't know	8	882	4	318	5	254	73	130	145	126	163	2,100
No answer	9	46	2	26	1	18	6	6	4	6	10	125
Not applicable	BK	1,613	0	3,487	235	2,991	807	1,484	1,463	1,451	1,408	14,939

I. The military, armaments and defense

[VAR: NATARMS]

RESPONSE	PUNCH	YEAR										COL. 284
		1972-82	1982B	1983-87	1987B	1988-91	1993	1994	1996	1998	2000	ALL
Too little	1	3,063	45	765	20	399	82	239	244	241	323	5,421
About right	2	4,924	115	1,593	27	1,303	353	710	664	640	641	10,970
Too much	3	3,195	152	1,493	60	1,058	330	493	445	418	343	7,987
Don't know	8	787	39	183	10	136	30	59	87	74	96	1,501
No answer	9	44	3	21	1	20	4	7	1	8	6	115
Not applicable	BK	1,613	0	3,487	235	2,991	807	1,484	1,463	1,451	1,408	14,939

O. Parks and recreation

[VAR: NATPARK]

RESPONSE	PUNCH	YEAR										COL. 290
		1972-82	1982B	1983-87	1987B	1988-91	1993	1994	1996	1998	2000	ALL
Too little	1	0	0	1,639	164	1,780	480	874	920	963	991	7,811
About right	2	0	0	3,212	141	3,437	920	1,769	1,616	1,564	1,547	14,206
Too much	3	0	0	340	28	310	101	188	168	173	155	1,463
Don't know	8	0	0	225	17	318	90	116	139	124	116	1,145
No answer	9	0	0	43	3	62	15	45	61	8	8	245
Not applicable	BK	13,626	354	2,083	0	0	0	0	0	0	0	16,063

P. Assistance for childcare

[VAR: NATCHLD]

RESPONSE	PUNCH	YEAR										COL. 291
		1972-82	1982B	1983-87	1987B	1988-91	1993	1994	1996	1998	2000	ALL
Too little	1	0	0	0	0	0	0	0	0	0	1,678	1,678
About right	2	0	0	0	0	0	0	0	0	0	758	758
Too much	3	0	0	0	0	0	0	0	0	0	141	141
Don't know	8	0	0	0	0	0	0	0	0	0	235	235
No answer	9	0	0	0	0	0	0	0	0	0	5	5
Not applicable	BK	13,626	354	7,542	353	5,907	1,606	2,992	2,904	2,832	0	38,116

REMARKS: Q. 66 A-K appeared only on Form 1 in 1984-89. See Appendix T, GSS Methodological Report Nos. 30, 33, 54, and 81.

67. We are faced with many problems in this country, none of which can be solved easily or inexpensively. I'm going to name some of these problems, and for each one I'd like you to tell me whether you think we're spending too much money on it, too little money, or about the right amount. First(READ ITEM A) . . . are we spending too much, too little, or about the right amount on (ITEM)?

A. Space exploration

[VAR: NATSPACY]

RESPONSE	PUNCH	YEAR										COL. 292
		1972-82	1982B	1983-87	1987B	1988-91	1993	1994	1996	1998	2000	ALL
Too little	1	0	0	348	9	421	52	125	176	161	180	1,472
About right	2	0	0	1,303	62	1,235	283	579	572	609	537	5,180
Too much	3	0	0	1,195	142	1,109	427	680	559	565	587	5,264
Don't know	8	0	0	129	19	178	35	66	101	109	101	738
No answer	9	0	0	28	3	48	10	34	55	7	3	188
Not applicable	BK	13,626	354	4,539	118	2,916	799	1,508	1,441	1,381	1,409	28,091

B. The environment

[VAR: NATENVIY]

RESPONSE	PUNCH	YEAR										COL. 293
		1972-82	1982B	1983-87	1987B	1988-91	1993	1994	1996	1998	2000	ALL
Too little	1	0	0	1,751	156	1,995	470	887	862	892	879	7,892
About right	2	0	0	844	42	656	225	372	365	362	368	3,234
Too much	3	0	0	215	11	133	64	130	124	108	98	883
Don't know	8	0	0	162	23	157	37	58	55	82	59	633
No answer	9	0	0	31	3	50	11	37	57	7	4	200
Not applicable	BK	13,626	354	4,539	118	2,916	799	1,508	1,441	1,381	1,409	28,091

C. Health

[VAR: NATHEALY]

RESPONSE	PUNCH	YEAR										COL. 294
		1972-82	1982B	1983-87	1987B	1988-91	1993	1994	1996	1998	2000	ALL
Too little	1	0	0	1,752	187	2,016	555	906	879	975	976	8,246
About right	2	0	0	902	31	707	99	294	341	305	306	2,985
Too much	3	0	0	227	6	146	106	188	152	109	85	1,019
Don't know	8	0	0	88	9	73	32	58	34	51	38	383
No answer	9	0	0	34	2	49	15	38	57	11	3	209
Not applicable	BK	13,626	354	4,539	118	2,916	799	1,508	1,441	1,381	1,409	28,091

D. Assistance to big cities

[VAR: NATCITYY]

RESPONSE	PUNCH	YEAR										COL. 295
		1972-82	1982B	1983-87	1987B	1988-91	1993	1994	1996	1998	2000	ALL
Too little	1	0	0	529	98	610	187	347	311	275	324	2,681
About right	2	0	0	1,069	65	1,009	242	471	451	524	483	4,314
Too much	3	0	0	977	41	868	246	432	417	398	357	3,736
Don't know	8	0	0	393	29	452	120	199	224	242	238	1,897
No answer	9	0	0	35	2	52	12	35	60	12	6	214
Not applicable	BK	13,626	354	4,539	118	2,916	799	1,508	1,441	1,381	1,409	28,091

E. Law enforcement

[VAR: NATCRIMY]

RESPONSE	PUNCH	YEAR										COL. 296
		1972-82	1982B	1983-87	1987B	1988-91	1993	1994	1996	1998	2000	ALL
Too little	1	0	0	1,579	129	1,656	466	909	801	776	706	7,022
About right	2	0	0	1,095	75	1,003	251	399	436	511	534	4,304
Too much	3	0	0	187	20	178	45	101	123	113	112	879
Don't know	8	0	0	106	9	103	33	37	44	42	51	425
No answer	9	0	0	36	2	51	12	38	59	9	5	212
Not applicable	BK	13,626	354	4,539	118	2,916	799	1,508	1,441	1,381	1,409	28,091

F. Drug rehabilitation

[VAR: NATDRUGY]

RESPONSE	PUNCH	YEAR										COL. 297
		1972-82	1982B	1983-87	1987B	1988-91	1993	1994	1996	1998	2000	ALL
Too little	1	0	0	1,578	168	1,768	435	757	743	761	730	6,940
About right	2	0	0	947	41	791	234	437	401	419	422	3,692
Too much	3	0	0	254	13	242	79	166	167	163	142	1,226
Don't know	8	0	0	192	11	144	45	88	95	101	109	785
No answer	9	0	0	32	2	46	14	36	57	7	5	199
Not applicable	BK	13,626	354	4,539	118	2,916	799	1,508	1,441	1,381	1,409	28,091

G. Education

[VAR: NATEDUCY]

RESPONSE	PUNCH	YEAR										COL. 298
		1972-82	1982B	1983-87	1987B	1988-91	1993	1994	1996	1998	2000	ALL
Too little	1	0	0	1,942	176	2,088	562	1,048	1,053	1,058	1,053	8,980
About right	2	0	0	802	37	690	178	313	262	274	273	2,829
Too much	3	0	0	172	11	116	39	71	69	86	62	626
Don't know	8	0	0	55	8	53	15	16	20	25	17	209
No answer	9	0	0	32	3	44	13	36	59	8	3	198
Not applicable	BK	13,626	354	4,539	118	2,916	799	1,508	1,441	1,381	1,409	28,091

H. Assistance to blacks

[VAR: NATRACEY]

RESPONSE	PUNCH	YEAR										COL. 299
		1972-82	1982B	1983-87	1987B	1988-91	1993	1994	1996	1998	2000	ALL
Too little	1	0	0	740	178	822	188	349	334	381	425	3,417
About right	2	0	0	1,267	32	1,199	306	565	544	565	522	5,000
Too much	3	0	0	714	6	621	191	378	343	316	280	2,849
Don't know	8	0	0	251	17	298	108	156	187	180	172	1,369
No answer	9	0	0	31	2	51	14	36	55	9	9	207
Not applicable	BK	13,626	354	4,539	118	2,916	799	1,508	1,441	1,381	1,409	28,091

I. National defense

[VAR: NATARMSY]

RESPONSE	PUNCH	YEAR										COL. 300
		1972-82	1982B	1983-87	1987B	1988-91	1993	1994	1996	1998	2000	ALL
Too little	1	0	0	519	21	411	94	233	231	254	351	2,114
About right	2	0	0	1,219	82	1,322	315	676	648	667	618	5,547
Too much	3	0	0	1,105	108	1,056	355	464	438	436	348	4,310
Don't know	8	0	0	131	20	153	31	73	86	85	87	666
No answer	9	0	0	29	4	49	12	38	60	9	4	205
Not applicable	BK	13,626	354	4,539	118	2,916	799	1,508	1,441	1,381	1,409	28,091

J. Assistance to other countries

[VAR: NATAIDY]

RESPONSE	PUNCH	YEAR										COL. 302
		1972-82	1982B	1983-87	1987B	1988-91	1993	1994	1996	1998	2000	ALL
Too little	1	0	0	151	21	138	26	58	55	88	109	646
About right	2	0	0	552	40	589	156	254	259	292	327	2,469
Too much	3	0	0	2,162	159	2,098	593	1,080	1,043	978	898	9,011
Don't know	8	0	0	101	12	114	19	52	49	78	71	496
No answer	9	0	0	37	3	52	13	40	57	15	3	220
Not applicable	BK	13,626	354	4,539	118	2,916	799	1,508	1,441	1,381	1,409	28,091

K. Assistance to the poor

[VAR: NATFAREY]

RESPONSE	PUNCH	YEAR										COL. 302
		1972-82	1982B	1983-87	1987B	1988-91	1993	1994	1996	1998	2000	ALL
Too little	1	0	0	1,886	194	1,947	497	831	768	866	872	7,861
About right	2	0	0	736	24	678	177	361	352	364	340	3,032
Too much	3	0	0	281	9	236	95	211	246	160	151	1,389
Don't know	8	0	0	69	6	81	25	45	37	53	41	357
No answer	9	0	0	31	2	49	13	36	60	8	4	203
Not applicable	BK	13,626	354	4,539	118	2,916	799	1,508	1,441	1,381	1,409	28,091

REMARKS: Q. 67 appeared on Form 2 in 1984-1986, 1988-1996, and on Forms 2 and 3 in 1987. It is a variant of Q. 66. See also Q. 68. See Appendix T, GSS Methodological Report Nos. 29 and 33.

68. We are faced with many problems in this country, none of which can be solved easily or inexpensively. I'm going to name some of these problems, and for each one I'd like you to tell me whether you think we're spending too much money on it, too little money, or about the right amount. First (READ ITEM A) . . . are we spending too much, too little, or about the right amount on (ITEM)?

A. Advancing space exploration

[VAR: NATSPACZ]

RESPONSE	PUNCH	YEAR										COL. 303
		1972-82	1982B	1983-87	1987B	1988-91	1993	1994	1996	1998	2000	ALL
Too little	1	0	0	55	0	0	0	0	0	0	0	55
About right	2	0	0	225	0	0	0	0	0	0	0	225
Too much	3	0	0	182	0	0	0	0	0	0	0	182
Don't know	8	0	0	19	0	0	0	0	0	0	0	19
No answer	9	0	0	3	0	0	0	0	0	0	0	3
Not applicable	BK	13,626	354	7,058	353	5,907	1,606	2,992	2,904	2,832	2,817	40,449

B. Improving and protecting the environment

[VAR: NATENVIZ]

RESPONSE	PUNCH	YEAR										COL. 304
		1972-82	1982B	1983-87	1987B	1988-91	1993	1994	1996	1998	2000	ALL
Too little	1	0	0	279	0	0	0	0	0	0	0	279
About right	2	0	0	144	0	0	0	0	0	0	0	144
Too much	3	0	0	42	0	0	0	0	0	0	0	42
Don't know	8	0	0	16	0	0	0	0	0	0	0	16
No answer	9	0	0	3	0	0	0	0	0	0	0	3
Not applicable	BK	13,626	354	7,058	353	5,907	1,606	2,992	2,904	2,832	2,817	40,449

C. Improving and protecting the nation's health

[VAR: NATHEALZ]

RESPONSE	PUNCH	YEAR										COL. 305
		1972-82	1982B	1983-87	1987B	1988-91	1993	1994	1996	1998	2000	ALL
Too little	1	0	0	273	0	0	0	0	0	0	0	273
About right	2	0	0	169	0	0	0	0	0	0	0	169
Too much	3	0	0	23	0	0	0	0	0	0	0	23
Don't know	8	0	0	15	0	0	0	0	0	0	0	15
No answer	9	0	0	4	0	0	0	0	0	0	0	4
Not applicable	BK	13,626	354	7,058	353	5,907	1,606	2,992	2,904	2,832	2,817	40,449

D. Solving the problems of the big cities

[VAR: NATCITYZ]

RESPONSE	PUNCH	YEAR										COL. 306
		1972-82	1982B	1983-87	1987B	1988-91	1993	1994	1996	1998	2000	ALL
Too little	1	0	0	218	0	0	0	0	0	0	0	218
About right	2	0	0	151	0	0	0	0	0	0	0	151
Too much	3	0	0	58	0	0	0	0	0	0	0	58
Don't know	8	0	0	52	0	0	0	0	0	0	0	52
No answer	9	0	0	5	0	0	0	0	0	0	0	5
Not applicable	BK	13,626	354	7,058	353	5,907	1,606	2,992	2,904	2,832	2,817	40,449

E. Reducing crime

[VAR: NATCRIMZ]

RESPONSE	PUNCH	YEAR										COL. 307	
		1972-82	1982B	1983-87	1987B	1988-91	1993	1994	1996	1998	2000	ALL	
Too little	1	0	0	328	0	0	0	0	0	0	0	0	328
About right	2	0	0	122	0	0	0	0	0	0	0	0	122
Too much	3	0	0	15	0	0	0	0	0	0	0	0	15
Don't know	8	0	0	14	0	0	0	0	0	0	0	0	14
No answer	9	0	0	5	0	0	0	0	0	0	0	0	5
Not applicable	BK	13,626	354	7,058	353	5,907	1,606	2,992	2,904	2,832	2,817	40,449	

F. Reducing drug addiction

[VAR: NATDRUGZ]

RESPONSE	PUNCH	YEAR										COL. 308	
		1972-82	1982B	1983-87	1987B	1988-91	1993	1994	1996	1998	2000	ALL	
Too little	1	0	0	305	0	0	0	0	0	0	0	0	305
About right	2	0	0	135	0	0	0	0	0	0	0	0	135
Too much	3	0	0	21	0	0	0	0	0	0	0	0	21
Don't know	8	0	0	19	0	0	0	0	0	0	0	0	19
No answer	9	0	0	4	0	0	0	0	0	0	0	0	4
Not applicable	BK	13,626	354	7,058	353	5,907	1,606	2,992	2,904	2,832	2,817	40,449	

G. Improving the nation's education system

[VAR: NATEDUCZ]

RESPONSE	PUNCH	YEAR										COL. 309	
		1972-82	1982B	1983-87	1987B	1988-91	1993	1994	1996	1998	2000	ALL	
Too little	1	0	0	306	0	0	0	0	0	0	0	0	306
About right	2	0	0	136	0	0	0	0	0	0	0	0	136
Too much	3	0	0	25	0	0	0	0	0	0	0	0	25
Don't know	8	0	0	12	0	0	0	0	0	0	0	0	12
No answer	9	0	0	5	0	0	0	0	0	0	0	0	5
Not applicable	BK	13,626	354	7,058	353	5,907	1,606	2,992	2,904	2,832	2,817	40,449	

H. Improving the conditions of Blacks

[VAR: NATRACEZ]

RESPONSE	PUNCH	YEAR										COL. 310	
		1972-82	1982B	1983-87	1987B	1988-91	1993	1994	1996	1998	2000	ALL	
Too little	1	0	0	157	0	0	0	0	0	0	0	0	157
About right	2	0	0	219	0	0	0	0	0	0	0	0	219
Too much	3	0	0	76	0	0	0	0	0	0	0	0	76
Don't know	8	0	0	29	0	0	0	0	0	0	0	0	29
No answer	9	0	0	3	0	0	0	0	0	0	0	0	3
Not applicable	BK	13,626	354	7,058	353	5,907	1,606	2,992	2,904	2,832	2,817	40,449	

I. Strengthening national defense

[VAR: NATARMSZ]

RESPONSE	PUNCH	YEAR										COL. 311	
		1972-82	1982B	1983-87	1987B	1988-91	1993	1994	1996	1998	2000	ALL	
Too little	1	0	0	101	0	0	0	0	0	0	0	0	101
About right	2	0	0	200	0	0	0	0	0	0	0	0	200
Too much	3	0	0	165	0	0	0	0	0	0	0	0	165
Don't know	8	0	0	15	0	0	0	0	0	0	0	0	15
No answer	9	0	0	3	0	0	0	0	0	0	0	0	3
Not applicable	BK	13,626	354	7,058	353	5,907	1,606	2,992	2,904	2,832	2,817	40,449	

J. Helping other countries

[VAR: NATAIDZ]

RESPONSE	PUNCH	YEAR										COL. 312
		1972-82	1982B	1983-87	1987B	1988-91	1993	1994	1996	1998	2000	ALL
Too little	1	0	0	16	0	0	0	0	0	0	0	16
About right	2	0	0	111	0	0	0	0	0	0	0	111
Too much	3	0	0	332	0	0	0	0	0	0	0	332
Don't know	8	0	0	20	0	0	0	0	0	0	0	20
No answer	9	0	0	5	0	0	0	0	0	0	0	5
Not applicable	BK	13,626	354	7,058	353	5,907	1,606	2,992	2,904	2,832	2,817	40,449

K. Caring for the poor

[VAR: NATFAREZ]

RESPONSE	PUNCH	YEAR										COL. 313
		1972-82	1982B	1983-87	1987B	1988-91	1993	1994	1996	1998	2000	ALL
Too little	1	0	0	328	0	0	0	0	0	0	0	328
About right	2	0	0	110	0	0	0	0	0	0	0	110
Too much	3	0	0	35	0	0	0	0	0	0	0	35
Don't know	8	0	0	8	0	0	0	0	0	0	0	8
No answer	9	0	0	3	0	0	0	0	0	0	0	3
Not applicable	BK	13,626	354	7,058	353	5,907	1,606	2,992	2,904	2,832	2,817	40,449

L. Improving the condition of highways and bridges

[VAR: NATROADZ]

RESPONSE	PUNCH	YEAR										COL. 314
		1972-82	1982B	1983-87	1987B	1988-91	1993	1994	1996	1998	2000	ALL
Too little	1	0	0	232	0	0	0	0	0	0	0	232
About right	2	0	0	214	0	0	0	0	0	0	0	214
Too much	3	0	0	23	0	0	0	0	0	0	0	23
Don't know	8	0	0	13	0	0	0	0	0	0	0	13
No answer	9	0	0	2	0	0	0	0	0	0	0	2
Not applicable	BK	13,626	354	7,058	353	5,907	1,606	2,992	2,904	2,832	2,817	40,449

M. Protecting Social Security

[VAR: NATSOCZ]

RESPONSE	PUNCH	YEAR										COL. 315
		1972-82	1982B	1983-87	1987B	1988-91	1993	1994	1996	1998	2000	ALL
Too little	1	0	0	318	0	0	0	0	0	0	0	318
About right	2	0	0	125	0	0	0	0	0	0	0	125
Too much	3	0	0	21	0	0	0	0	0	0	0	21
Don't know	8	0	0	15	0	0	0	0	0	0	0	15
No answer	9	0	0	5	0	0	0	0	0	0	0	5
Not applicable	BK	13,626	354	7,058	353	5,907	1,606	2,992	2,904	2,832	2,817	40,449

N. Improving mass transportation

[VAR: NATMASSZ]

RESPONSE	PUNCH	YEAR										COL. 316
		1972-82	1982B	1983-87	1987B	1988-91	1993	1994	1996	1998	2000	ALL
Too little	1	0	0	145	0	0	0	0	0	0	0	145
About right	2	0	0	260	0	0	0	0	0	0	0	260
Too much	3	0	0	38	0	0	0	0	0	0	0	38
Don't know	8	0	0	37	0	0	0	0	0	0	0	37
No answer	9	0	0	4	0	0	0	0	0	0	0	4
Not applicable	BK	13,626	354	7,058	353	5,907	1,606	2,992	2,904	2,832	2,817	40,449

O. Improving parks and recreation

[VAR: NATPARKZ]

RESPONSE	PUNCH	YEAR										COL. 317
		1972-82	1982B	1983-87	1987B	1988-91	1993	1994	1996	1998	2000	ALL
Too little	1	0	0	152	0	0	0	0	0	0	0	152
About right	2	0	0	295	0	0	0	0	0	0	0	295
Too much	3	0	0	19	0	0	0	0	0	0	0	19
Don't know	8	0	0	15	0	0	0	0	0	0	0	15
No answer	9	0	0	3	0	0	0	0	0	0	0	3
Not applicable	BK	13,626	354	7,058	353	5,907	1,606	2,992	2,904	2,832	2,817	40,449

REMARKS: Q. 68 appeared on Form 3 in 1983. It is a variant of Q. 66. See also Q. 67. See Appendix T, GSS Methodological Report No. 29.

69. SHUFFLE THE GREY CARDS. READ STATEMENTS IN ORDER OF CARDS TO RESPONDENT. CIRCLE APPROPRIATE CODE FOR EACH STATEMENT.

On these cards are some opinions about the government and the economy. For each one I'd like you to tell me whether you strongly agree, somewhat agree, somewhat disagree or strongly disagree.

HAND CARD T

A. In our society everyone must look out for himself. It is of little use to unite with others and fight for one's goals in politics or in unions.

[VAR: EQUAL1]

RESPONSE	PUNCH	YEAR										COL. 318
		1972-82	1982B	1983-87	1987B	1988-91	1993	1994	1996	1998	2000	ALL
Strongly agree	1	0	0	117	0	0	0	0	0	0	0	117
Somewhat agree	2	0	0	341	0	0	0	0	0	0	0	341
Somewhat disagree	3	0	0	497	0	0	0	0	0	0	0	497
Strongly disagree	4	0	0	465	0	0	0	0	0	0	0	465
Don't know	8	0	0	34	0	0	0	0	0	0	0	34
No answer	9	0	0	19	0	0	0	0	0	0	0	19
Not applicable	BK	13,626	354	6,069	353	5,907	1,606	2,992	2,904	2,832	2,817	39,460

B. The economy can run only if businessmen make good profits. That benefits everyone in the end.

[VAR: EQUAL2]

RESPONSE	PUNCH	YEAR										COL. 319
		1972-82	1982B	1983-87	1987B	1988-91	1993	1994	1996	1998	2000	ALL
Strongly agree	1	0	0	348	0	0	0	0	0	0	0	348
Somewhat agree	2	0	0	647	0	0	0	0	0	0	0	647
Somewhat disagree	3	0	0	301	0	0	0	0	0	0	0	301
Strongly disagree	4	0	0	119	0	0	0	0	0	0	0	119
Don't know	8	0	0	43	0	0	0	0	0	0	0	43
No answer	9	0	0	15	0	0	0	0	0	0	0	15
Not applicable	BK	13,626	354	6,069	353	5,907	1,606	2,992	2,904	2,832	2,817	39,460

C. The government must see to it that everyone has a job and that prices are stable, even if the rights of businessmen have to be restricted.

[VAR: EQUAL3]

RESPONSE	PUNCH	YEAR										COL. 320	
		1972-82	1982B	1983-87	1987B	1988-91	1993	1994	1996	1998	2000	ALL	
Strongly agree	1	0	0	204	0	0	0	0	0	0	0	0	204
Somewhat agree	2	0	0	426	0	0	0	0	0	0	0	0	426
Somewhat disagree	3	0	0	487	0	0	0	0	0	0	0	0	487
Strongly disagree	4	0	0	307	0	0	0	0	0	0	0	0	307
Don't know	8	0	0	32	0	0	0	0	0	0	0	0	32
No answer	9	0	0	17	0	0	0	0	0	0	0	0	17
Not applicable	BK	13,626	354	6,069	353	5,907	1,606	2,992	2,904	2,832	2,817	39,460	

D. It is the responsibility of government to meet everyone's needs, even in case of sickness, poverty, unemployment, and old age.

[VAR: EQUAL4]

RESPONSE	PUNCH	YEAR										COL. 321	
		1972-82	1982B	1983-87	1987B	1988-91	1993	1994	1996	1998	2000	ALL	
Strongly agree	1	0	0	308	0	0	0	0	0	0	0	0	308
Somewhat agree	2	0	0	514	0	0	0	0	0	0	0	0	514
Somewhat disagree	3	0	0	420	0	0	0	0	0	0	0	0	420
Strongly disagree	4	0	0	192	0	0	0	0	0	0	0	0	192
Don't know	8	0	0	20	0	0	0	0	0	0	0	0	20
No answer	9	0	0	19	0	0	0	0	0	0	0	0	19
Not applicable	BK	13,626	354	6,069	353	5,907	1,606	2,992	2,904	2,832	2,817	39,460	

E. If social welfare benefits such as disability, unemployment compensation, and early retirement pensions are as high as they are now, it only makes people not want to work anymore.

[VAR: EQUAL5]

RESPONSE	PUNCH	YEAR										COL. 322	
		1972-82	1982B	1983-87	1987B	1988-91	1993	1994	1996	1998	2000	ALL	
Strongly agree	1	0	0	188	0	0	0	0	0	0	0	0	188
Somewhat agree	2	0	0	466	0	0	0	0	0	0	0	0	466
Somewhat disagree	3	0	0	484	0	0	0	0	0	0	0	0	484
Strongly disagree	4	0	0	283	0	0	0	0	0	0	0	0	283
Don't know	8	0	0	31	0	0	0	0	0	0	0	0	31
No answer	9	0	0	21	0	0	0	0	0	0	0	0	21
Not applicable	BK	13,626	354	6,069	353	5,907	1,606	2,992	2,904	2,832	2,817	39,460	

F. All in all, one can live well in America.

[VAR: EQUAL6]

RESPONSE	PUNCH	YEAR										COL. 323	
		1972-82	1982B	1983-87	1987B	1988-91	1993	1994	1996	1998	2000	ALL	
Strongly agree	1	0	0	646	0	0	0	0	0	0	0	0	646
Somewhat agree	2	0	0	605	0	0	0	0	0	0	0	0	605
Somewhat disagree	3	0	0	136	0	0	0	0	0	0	0	0	136
Strongly disagree	4	0	0	49	0	0	0	0	0	0	0	0	49
Don't know	8	0	0	11	0	0	0	0	0	0	0	0	11
No answer	9	0	0	26	0	0	0	0	0	0	0	0	26
Not applicable	BK	13,626	354	6,069	353	5,907	1,606	2,992	2,904	2,832	2,817	39,460	

G. Generally speaking, business profits are distributed fairly in the United States.

[VAR: EQUAL7]

RESPONSE	PUNCH	YEAR										COL. 324	
		1972-82	1982B	1983-87	1987B	1988-91	1993	1994	1996	1998	2000	ALL	
Strongly agree	1	0	0	66	0	0	0	0	0	0	0	0	66
Somewhat agree	2	0	0	427	0	0	0	0	0	0	0	0	427
Somewhat disagree	3	0	0	554	0	0	0	0	0	0	0	0	554
Strongly disagree	4	0	0	325	0	0	0	0	0	0	0	0	325
Don't know	8	0	0	79	0	0	0	0	0	0	0	0	79
No answer	9	0	0	22	0	0	0	0	0	0	0	0	22
Not applicable	BK	13,626	354	6,069	353	5,907	1,606	2,992	2,904	2,832	2,817	39,460	

H. If someone has a high social or economic position, that indicates the person has special abilities or great accomplishments.

[VAR: EQUAL8]

RESPONSE	PUNCH	YEAR										COL. 325	
		1972-82	1982B	1983-87	1987B	1988-91	1993	1994	1996	1998	2000	ALL	
Strongly agree	1	0	0	172	0	0	0	0	0	0	0	0	172
Somewhat agree	2	0	0	531	0	0	0	0	0	0	0	0	531
Somewhat disagree	3	0	0	450	0	0	0	0	0	0	0	0	450
Strongly disagree	4	0	0	254	0	0	0	0	0	0	0	0	254
Don't know	8	0	0	48	0	0	0	0	0	0	0	0	48
No answer	9	0	0	18	0	0	0	0	0	0	0	0	18
Not applicable	BK	13,626	354	6,069	353	5,907	1,606	2,992	2,904	2,832	2,817	39,460	

REMARKS: Card T contained responses 1-4. See Appendix R.

70. Here are different opinions about social differences in this country. Please tell me for each one whether you strongly agree, somewhat agree, somewhat disagree, or strongly disagree. READ EACH STATEMENT. CIRCLE ONE CODE FOR EACH.

A. In the United States traditional divisions between owners and workers still remain. A person's social standing depends upon whether he/she belongs to the upper or lower class.

[VAR: USCLASS1]

RESPONSE	PUNCH	YEAR										COL. 326	
		1972-82	1982B	1983-87	1987B	1988-91	1993	1994	1996	1998	2000	ALL	
Strongly agree	1	0	0	230	0	0	0	0	0	0	0	0	230
Somewhat agree	2	0	0	750	0	0	0	0	0	0	0	0	750
Somewhat disagree	3	0	0	323	0	0	0	0	0	0	0	0	323
Strongly disagree	4	0	0	92	0	0	0	0	0	0	0	0	92
Don't know	8	0	0	51	0	0	0	0	0	0	0	0	51
No answer	9	0	0	27	0	0	0	0	0	0	0	0	27
Not applicable	BK	13,626	354	6,069	353	5,907	1,606	2,992	2,904	2,832	2,817	39,460	

B. In the United States there are still great differences between social levels, and what one can achieve in life depends mainly upon one's family background.

[VAR: USCLASS2]

RESPONSE	PUNCH	YEAR										COL. 327	
		1972-82	1982B	1983-87	1987B	1988-91	1993	1994	1996	1998	2000	ALL	
Strongly agree	1	0	0	133	0	0	0	0	0	0	0	0	133
Somewhat agree	2	0	0	508	0	0	0	0	0	0	0	0	508
Somewhat disagree	3	0	0	469	0	0	0	0	0	0	0	0	469
Strongly disagree	4	0	0	312	0	0	0	0	0	0	0	0	312
Don't know	8	0	0	26	0	0	0	0	0	0	0	0	26
No answer	9	0	0	25	0	0	0	0	0	0	0	0	25
Not applicable	BK	13,626	354	6,069	353	5,907	1,606	2,992	2,904	2,832	2,817	39,460	

C. America has an open society. What one achieves in life no longer depends on one's family background, but on the abilities one has and the education one acquires.

[VAR: USCLASS3]

RESPONSE	PUNCH	YEAR										COL. 328
		1972-82	1982B	1983-87	1987B	1988-91	1993	1994	1996	1998	2000	ALL
Strongly agree	1	0	0	573	0	0	0	0	0	0	0	573
Somewhat agree	2	0	0	639	0	0	0	0	0	0	0	639
Somewhat disagree	3	0	0	191	0	0	0	0	0	0	0	191
Strongly disagree	4	0	0	24	0	0	0	0	0	0	0	24
Don't know	8	0	0	21	0	0	0	0	0	0	0	21
No answer	9	0	0	25	0	0	0	0	0	0	0	25
Not applicable	BK	13,626	354	6,069	353	5,907	1,606	2,992	2,904	2,832	2,817	39,460

D. What one gets in life hardly depends at all on one's own efforts, but rather on the economic situation, job opportunities, union agreements, and the social services provided by the government.

[VAR: USCLASS4]

RESPONSE	PUNCH	YEAR										COL. 329
		1972-82	1982B	1983-87	1987B	1988-91	1993	1994	1996	1998	2000	ALL
Strongly agree	1	0	0	112	0	0	0	0	0	0	0	112
Somewhat agree	2	0	0	490	0	0	0	0	0	0	0	490
Somewhat disagree	3	0	0	512	0	0	0	0	0	0	0	512
Strongly disagree	4	0	0	301	0	0	0	0	0	0	0	301
Don't know	8	0	0	31	0	0	0	0	0	0	0	31
No answer	9	0	0	27	0	0	0	0	0	0	0	27
Not applicable	BK	13,626	354	6,069	353	5,907	1,606	2,992	2,904	2,832	2,817	39,460

E. Personal income should not be determined solely by one's work. Rather, everybody should get what he/she needs to provide a decent life for his/her family.

[VAR: USCLASS5]

RESPONSE	PUNCH	YEAR										COL. 331
		1972-82	1982B	1983-87	1987B	1988-91	1993	1994	1996	1998	2000	ALL
Strongly agree	1	0	0	163	0	0	0	0	0	0	0	163
Somewhat agree	2	0	0	316	0	0	0	0	0	0	0	316
Somewhat disagree	3	0	0	492	0	0	0	0	0	0	0	492
Strongly disagree	4	0	0	444	0	0	0	0	0	0	0	444
Don't know	8	0	0	29	0	0	0	0	0	0	0	29
No answer	9	0	0	29	0	0	0	0	0	0	0	29
Not applicable	BK	13,626	354	6,069	353	5,907	1,606	2,992	2,904	2,832	2,817	39,460

F. Only if differences in income and social standing are large enough is there an incentive for individual effort.

[VAR: USCLASS6]

RESPONSE	PUNCH	YEAR										COL. 332
		1972-82	1982B	1983-87	1987B	1988-91	1993	1994	1996	1998	2000	ALL
Strongly agree	1	0	0	154	0	0	0	0	0	0	0	154
Somewhat agree	2	0	0	653	0	0	0	0	0	0	0	653
Somewhat disagree	3	0	0	411	0	0	0	0	0	0	0	411
Strongly disagree	4	0	0	139	0	0	0	0	0	0	0	139
Don't know	8	0	0	90	0	0	0	0	0	0	0	90
No answer	9	0	0	26	0	0	0	0	0	0	0	26
Not applicable	BK	13,626	354	6,069	353	5,907	1,606	2,992	2,904	2,832	2,817	39,460

G. Differences in social standing between people are acceptable because they basically reflect what people made out of the opportunities they had.

[VAR: USCLASS7]

RESPONSE	PUNCH	YEAR										COL. 333	
		1972-82	1982B	1983-87	1987B	1988-91	1993	1994	1996	1998	2000	ALL	
Strongly agree	1	0	0	243	0	0	0	0	0	0	0	0	243
Somewhat agree	2	0	0	794	0	0	0	0	0	0	0	0	794
Somewhat disagree	3	0	0	289	0	0	0	0	0	0	0	0	289
Strongly disagree	4	0	0	69	0	0	0	0	0	0	0	0	69
Don't know	8	0	0	51	0	0	0	0	0	0	0	0	51
No answer	9	0	0	27	0	0	0	0	0	0	0	0	27
Not applicable	BK	13,626	354	6,069	353	5,907	1,606	2,992	2,904	2,832	2,817	39,460	

H. All in all, I think social differences in this country are justified.

[VAR: USCLASS8]

RESPONSE	PUNCH	YEAR										COL. 334	
		1972-82	1982B	1983-87	1987B	1988-91	1993	1994	1996	1998	2000	ALL	
Strongly agree	1	0	0	120	0	0	0	0	0	0	0	0	120
Somewhat agree	2	0	0	631	0	0	0	0	0	0	0	0	631
Somewhat disagree	3	0	0	474	0	0	0	0	0	0	0	0	474
Strongly disagree	4	0	0	164	0	0	0	0	0	0	0	0	164
Don't know	8	0	0	58	0	0	0	0	0	0	0	0	58
No answer	9	0	0	26	0	0	0	0	0	0	0	0	26
Not applicable	BK	13,626	354	6,069	353	5,907	1,606	2,992	2,904	2,832	2,817	39,460	

REMARKS: See Appendix R.

71. Does everyone in this country have an opportunity to obtain an education corresponding to their abilities and talents?

[VAR: EDUCOP]

RESPONSE	PUNCH	YEAR										COL. 336	
		1972-82	1982B	1983-87	1987B	1988-91	1993	1994	1996	1998	2000	ALL	
Yes	1	0	0	1,028	0	0	0	0	0	0	0	0	1,028
No	2	0	0	411	0	0	0	0	0	0	0	0	411
Don't know	8	0	0	22	0	0	0	0	0	0	0	0	22
No answer	9	0	0	12	0	0	0	0	0	0	0	0	12
Not applicable	BK	13,626	354	6,069	353	5,907	1,606	2,992	2,904	2,832	2,817	39,460	

REMARKS: See Appendix R.

72. For some time there have been discussions about how concerned the government should be about the social welfare of people. We have listed here two different opinions. With which opinion do you agree the most?
 READ STATEMENTS A & B. CIRCLE ONE CODE.

HAND CARD U

[VAR: GOVCARE]

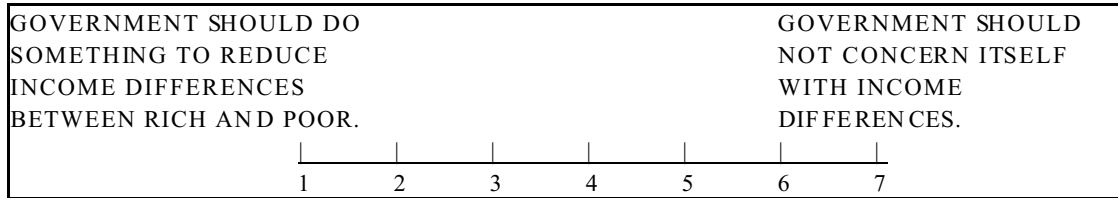
RESPONSE	PUNCH	YEAR										COL. 337	
		1972-82	1982B	1983-87	1987B	1988-91	1993	1994	1996	1998	2000	ALL	
A. Our system of social services goes much too far. It takes too much care of people and deprives them of too much individual responsibility	1	0	0	367	0	0	0	0	0	0	0	0	367
B. Our system of social services is on the right track. It provides security for the elderly, the sick, and other people in distress without depriving people of individual responsibility	2	0	0	1,013	0	0	0	0	0	0	0	0	1,013
No opinion	8	0	0	75	0	0	0	0	0	0	0	0	75
No answer	9	0	0	18	0	0	0	0	0	0	0	0	18
Not applicable	BK	13,626	354	6,069	353	5,907	1,606	2,992	2,904	2,832	2,817	39,460	

REMARKS: Card U contained responses for punches 1 and 2. See Appendix T.

73A. Some people think that the government in Washington ought to reduce the income differences between the rich and the poor, perhaps by raising the taxes of wealthy families or by giving income assistance to the poor. Others think that the government should not concern itself with reducing this income difference between the rich and the poor.

Here is a card with a scale from 1 to 7. Think of a score of 1 as meaning that the government ought to reduce the income differences between rich and poor, and a score of 7 meaning that the government should not concern itself with reducing income differences. What score between 1 and 7 comes closest to the way you feel? (CIRCLE ONE):

HAND
CARD V



[VAR: EQWLTH]

RESPONSE	PUNCH	YEAR										COL. 338
		1972-82	1982B	1983-87	1987B	1988-91	1993	1994	1996	1998	2000	ALL
Government should 1		392	0	1,237	130	764	184	289	331	282	301	3,910
. 2		218	0	605	35	460	122	183	200	181	217	2,221
. 3		368	0	977	56	709	201	322	303	331	294	3,561
. 4		447	0	1,135	65	793	187	420	409	402	374	4,232
. 5		261	0	719	27	440	130	292	237	213	258	2,577
. 6		163	0	431	9	278	81	167	158	157	160	1,604
Government should not 7		321	0	784	20	402	130	303	234	303	245	2,742
Don't know 8		51	0	98	8	91	18	27	45	35	38	411
No answer 9		8	0	22	3	11	4	8	8	7	9	80
Not applicable BK		11,397	354	1,534	0	1,959	549	981	979	921	921	19,595

REMARKS: Card V contained responses for punches 1-7.

73B. Some people think that the income differences between the rich and the poor ought to be reduced, perhaps by raising the taxes of wealthy families or by giving income assistance to the poor. Others think that the government should not concern itself with reducing this income difference between the rich and the poor.

Here is a card with a scale from 1 to 7. Think of a score of 1 as meaning that the government ought to reduce the income differences between rich and poor, and a score of 7 meaning that the government should not concern itself with reducing income differences. What score between 1 and 7 comes closest to the way you feel? (CIRCLE ONE):

HAND
CARD W

GOVERNMENT SHOULD DO SOMETHING TO REDUCE INCOME DIFFERENCES BETWEEN RICH AND POOR.	GOVERNMENT SHOULD NOT CONCERN ITSELF WITH INCOME DIFFERENCES.
----- ----- ----- ----- ----- -----	
1 2 3 4 5 6 7	

[VAR: EQWLTHY]

RESPONSE	PUNCH	YEAR										COL. 339
		1972-82	1982B	1983-87	1987B	1988-91	1993	1994	1996	1998	2000	ALL
Government should 1		145	0	0	0	0	0	0	0	0	0	145
. 2		62	0	0	0	0	0	0	0	0	0	62
. 3		144	0	0	0	0	0	0	0	0	0	144
. 4		170	0	0	0	0	0	0	0	0	0	170
. 5		84	0	0	0	0	0	0	0	0	0	84
. 6		60	0	0	0	0	0	0	0	0	0	60
Government should not 7		84	0	0	0	0	0	0	0	0	0	84
Don't know 8		19	0	0	0	0	0	0	0	0	0	19
No answer 9		3	0	0	0	0	0	0	0	0	0	3
Not applicable BK		12,855	354	7,542	353	5,907	1,606	2,992	2,904	2,832	2,817	40,162

REMARKS: Card W contained responses for punches 1-7. Q. 73 was asked on Form 2 in 1978. It is a variant of Q. 72.

74. Do you consider the amount of federal income tax which you have to pay as too high, about right, or too low?

[VAR: TAX]

RESPONSE	PUNCH	YEAR										COL. 340
		1972-82	1982B	1983-87	1987B	1988-91	1993	1994	1996	1998	2000	ALL
Too high	1	3,885	254	2,694	225	2,181	582	1,240	1,242	1,176	1,178	14,657
About right	2	1,686	73	1,477	82	1,473	436	658	589	583	576	7,633
Too low	3	29	2	24	6	38	13	16	16	17	17	178
R pays no income tax (vol.)	4	125	4	116	14	43	0	0	0	0	0	302
Don't know	8	234	15	131	22	149	29	60	68	91	74	873
No answer	9	44	6	31	4	36	15	22	8	15	16	197
Not applicable	BK	7,623	0	3,069	0	1,987	531	996	981	950	956	17,093

REMARKS: In 1976, this question was asked immediately before Q. 66 (spending priorities) for half of the sample with Form 1. For the half with Form 2, this question immediately followed Q. 66. See Q. 248 for the split-ballot forms. See Appendix N for across survey changes. If planning to perform trend analysis with this variable, please consult GSS Methodological Report No. 56.

75. There are always some people whose ideas are considered bad or dangerous by other people. For instance, somebody who is against all churches and religion . . .

A. If such a person wanted to make a speech in your (city/town/community) against churches and religion, should he be allowed to speak, or not?

[VAR: SPKATH]

RESPONSE	PUNCH	YEAR										COL. 341
		1972-82	1982B	1983-87	1987B	1988-91	1993	1994	1996	1998	2000	ALL
Yes, allowed to speak	1	6,796	172	3,008	221	2,797	764	1,451	1,409	1,393	1,381	19,392
Not allowed	2	3,676	168	1,419	123	1,062	290	520	483	457	450	8,648
Don't know	8	126	13	35	8	52	19	21	27	29	25	355
No answer	9	6	1	11	1	9	2	4	4	3	5	46
Not applicable	BK	3,022	0	3,069	0	1,987	531	996	981	950	956	12,492

B. Should such a person be allowed to teach in a college or university, or not?

[VAR: COLATH]

RESPONSE	PUNCH	YEAR										COL. 342
		1972-82	1982B	1983-87	1987B	1988-91	1993	1994	1996	1998	2000	ALL
Yes, allowed to teach	4	4,435	119	2,060	138	1,944	556	1,034	1,060	1,069	1,041	13,456
Not allowed	5	5,820	210	2,257	196	1,803	470	871	769	707	725	13,828
Don't know	8	331	23	141	17	164	43	84	91	99	88	1,081
No answer	9	18	2	15	2	9	6	7	3	7	7	76
Not applicable	BK	3,022	0	3,069	0	1,987	531	996	981	950	956	12,492

C. If some people in your community suggested that a book he wrote against churches and religion should be taken out of your public library, would you favor removing this book, or not?

[VAR: LIBATH]

RESPONSE	PUNCH	YEAR										COL. 343
		1972-82	1982B	1983-87	1987B	1988-91	1993	1994	1996	1998	2000	ALL
Favor	1	3,934	170	1,527	136	1,186	307	558	546	512	526	9,402
Not favor	2	6,389	154	2,827	203	2,610	721	1,384	1,307	1,295	1,262	18,152
Don't know	8	263	28	105	13	109	41	49	63	70	67	808
No answer	9	18	2	14	1	15	6	5	7	5	6	79
Not applicable	BK	3,022	0	3,069	0	1,987	531	996	981	950	356	12,492

REMARKS: See Appendix N for across survey changes.

76. Or consider a person who favored government ownership of all the railroads and all big industries.

A. If such a person wanted to make a speech in your community favoring government ownership of all the railroads and big industries, should he be allowed to speak, or not?

[VAR: SPKSOC]

RESPONSE	PUNCH	YEAR										COL. 344	
		1972-82	1982B	1983-87	1987B	1988-91	1993	1994	1996	1998	2000	ALL	
Yes, allowed to speak	1	3,528	0	0	0	0	0	0	0	0	0	0	3,528
Not allowed	2	896	0	0	0	0	0	0	0	0	0	0	896
Don't know	8	175	0	0	0	0	0	0	0	0	0	0	175
No answer	9	2	0	0	0	0	0	0	0	0	0	0	2
Not applicable	BK	9,025	354	7,542	353	5,907	1,606	2,992	2,904	2,832	2,817	36,332	

B. Should such a person be allowed to teach in a college or university, or not?

[VAR: COLSOC]

RESPONSE	PUNCH	YEAR										COL. 345	
		1972-82	1982B	1983-87	1987B	1988-91	1993	1994	1996	1998	2000	ALL	
Yes, allowed to teach	4	2,609	0	0	0	0	0	0	0	0	0	0	2,609
Not allowed	5	1,705	0	0	0	0	0	0	0	0	0	0	1,705
Don't know	8	273	0	0	0	0	0	0	0	0	0	0	273
No answer	9	14	0	0	0	0	0	0	0	0	0	0	14
Not applicable	BK	9,025	354	7,542	353	5,907	1,606	2,992	2,904	2,832	2,817	36,332	

C. If some people in your community suggested a book he wrote favoring government ownership should be taken out of your public library, would you favor removing this book, or not?

[VAR: LIBSOC]

RESPONSE	PUNCH	YEAR										COL. 346	
		1972-82	1982B	1983-87	1987B	1988-91	1993	1994	1996	1998	2000	ALL	
Favor	1	1,161	0	0	0	0	0	0	0	0	0	0	1,161
Not favor	2	3,181	0	0	0	0	0	0	0	0	0	0	3,181
Don't know	8	240	0	0	0	0	0	0	0	0	0	0	240
No answer	9	19	0	0	0	0	0	0	0	0	0	0	19
Not applicable	BK	9,025	354	7,542	353	5,907	1,606	2,992	2,904	2,832	2,817	36,332	

77. Or consider a person who believes that Blacks are genetically inferior.

A. If such a person wanted to make a speech in your community claiming that Blacks are inferior, should he be allowed to speak, or not?

[VAR: SPKRAC]

RESPONSE	PUNCH	YEAR										COL. 347
		1972-82	1982B	1983-87	1987B	1988-91	1993	1994	1996	1998	2000	ALL
Yes, allowed to speak	1	3,593	156	2,578	188	2,423	649	1,223	1,164	1,173	1,121	14,268
Not allowed	2	2,257	183	1,787	151	1,396	397	730	714	665	707	8,987
Don't know	8	137	12	92	12	83	26	38	42	38	24	504
No answer	9	16	3	16	2	18	3	5	3	6	9	81
Not applicable	BK	7,623	0	3,069	0	1,987	531	996	981	950	956	17,093

B. Should such a person be allowed to teach in a college or university, or not?

[VAR: COLRAC]

RESPONSE	PUNCH	YEAR										COL. 348
		1972-82	1982B	1983-87	1987B	1988-91	1993	1994	1996	1998	2000	ALL
Yes, allowed to teach	4	2,499	101	1,883	110	1,701	465	845	876	875	856	10,211
Not allowed	5	3,268	232	2,425	223	2,044	563	1,072	961	923	924	12,635
Don't know	8	220	19	150	17	159	41	72	80	80	68	906
No answer	9	16	2	15	3	16	6	7	6	4	13	88
Not applicable	BK	7,623	0	3,069	0	1,987	531	996	981	950	956	17,093

C. If some people in your community suggested that a book he wrote which said Blacks are inferior should be taken out of your public library, would you favor removing this book, or not?

[VAR: LIBRAC]

RESPONSE	PUNCH	YEAR										COL. 349
		1972-82	1982B	1983-87	1987B	1988-91	1993	1994	1996	1998	2000	ALL
Favor	1	2,109	188	1,561	152	1,270	339	621	623	618	619	8,100
Not favor	2	3,666	139	2,772	189	2,509	691	1,313	1,228	1,184	1,169	14,860
Don't know	8	210	25	124	10	125	42	57	66	76	62	797
No answer	9	18	2	16	2	16	3	5	6	4	11	83
Not applicable	BK	7,623	0	3,069	0	1,987	531	996	981	950	956	17,093

REMARKS: See Appendix N for across survey changes.

78. Now, I should like to ask you some questions about a man who admits he is a Communist.

A. Suppose this admitted Communist wanted to make a speech in your community. Should he be allowed to speak, or not?

[VAR: SPKCOM]

RESPONSE	PUNCH	YEAR										COL. 350
		1972-82	1982B	1983-87	1987B	1988-91	1993	1994	1996	1998	2000	ALL
Yes, allowed to speak	1	5,900	164	2,614	194	2,505	736	1,331	1,230	1,249	1,216	17,139
Not allowed	2	4,408	150	1,746	138	1,310	308	619	640	577	585	10,481
Don't know	8	277	36	99	21	95	28	42	51	50	54	753
No answer	9	19	4	14	0	10	3	4	2	6	6	68
Not applicable	BK	3,022	0	3,069	0	1,987	531	996	981	950	956	12,492

B. Suppose he is teaching in a college. Should he be fired, or not?

[VAR: COLCOM]

RESPONSE	PUNCH	YEAR										COL. 351
		1972-82	1982B	1983-87	1987B	1988-91	1993	1994	1996	1998	2000	ALL
Yes, fired	4	5,784	154	2,211	149	1,687	392	783	714	686	679	13,239
Not fired	5	4,175	143	2,020	165	1,986	602	1,093	1,087	1,059	1,047	13,377
Don't know	8	607	52	220	39	230	76	113	118	130	125	1,710
No answer	9	38	5	22	0	17	5	7	4	7	10	115
Not applicable	BK	3,022	0	3,069	0	1,987	531	996	981	950	956	12,492

- C. Suppose he wrote a book which is in your public library. Somebody in your community suggests that the book should be removed from the library. Would you favor removing it, or not?

[VAR: LIBCOM]

RESPONSE	PUNCH	YEAR										COL. 352
		1972-82	1982B	1983-87	1987B	1988-91	1993	1994	1996	1998	2000	ALL
Favor	1	4,226	155	1,671	142	1,307	310	616	598	538	569	10,132
Not favor	2	5,966	147	2,635	190	2,463	713	1,322	1,241	1,247	1,223	17,147
Don't know	8	371	47	145	21	134	46	54	79	90	62	1,049
No answer	9	41	5	22	0	16	6	4	5	7	7	113
Not applicable	BK	3,022	0	3,069	0	1,987	531	996	981	950	956	12,492

79. Consider a person who advocates doing away with elections and letting the military run the country.

- A. If such a person wanted to make a speech in your community, should he be allowed to speak, or not?

[VAR: SPKMIL]

RESPONSE	PUNCH	YEAR										COL. 353
		1972-82	1982B	1983-87	1987B	1988-91	1993	1994	1996	1998	2000	ALL
Yes, allowed to speak	1	3,235	143	2,495	169	2,289	691	1,272	1,209	1,247	1,172	13,992
Not allowed	2	2,627	189	1,866	166	1,517	354	680	673	589	643	9,304
Don't know	8	133	20	96	18	98	27	41	39	43	41	556
No answer	9	8	2	16	0	16	3	3	2	3	5	58
Not applicable	BK	7,623	0	3,069	0	1,987	531	996	981	950	956	17,093

- B. Should such a person be allowed to teach in a college or university, or not?

[VAR: COLMIL]

RESPONSE	PUNCH	YEAR										COL. 354
		1972-82	1982B	1983-87	1987B	1988-91	1993	1994	1996	1998	2000	ALL
Yes, allowed to teach	4	2,228	100	1,792	113	1,595	510	910	925	966	890	10,029
Not allowed	5	3,520	224	2,509	219	2,131	514	1,010	900	820	879	12,726
Don't know	8	235	25	154	21	175	47	71	94	92	84	998
No answer	9	20	5	18	0	19	4	5	4	4	8	87
Not applicable	BK	7,623	0	3,069	0	1,987	531	996	981	950	956	17,093

- C. Suppose he wrote a book advocating doing away with elections and letting the military run the country. Somebody in your community suggests that the book be removed from the public library. Would you favor removing it, or not?

[VAR: LIBMIL]

RESPONSE	PUNCH	YEAR										COL. 355
		1972-82	1982B	1983-87	1987B	1988-91	1993	1994	1996	1998	2000	ALL
Favor	1	2,415	194	1,761	168	1,390	313	662	617	536	603	8,659
Not favor	2	3,368	132	2,585	166	2,376	721	1,274	1,234	1,253	1,187	14,296
Don't know	8	205	25	109	19	131	37	57	68	90	65	806
No answer	9	15	3	18	0	23	4	3	4	3	6	79
Not applicable	BK	7,623	0	3,069	0	1,987	531	996	981	950	956	17,093

83. How important is the death penalty issue to you--would you say it is one of the most important, important, not very important, or not important at all?

[VAR: CAPIMP]

RESPONSE	PUNCH	YEAR										COL. 361
		1972-82	1982B	1983-87	1987B	1988-91	1993	1994	1996	1998	2000	ALL
One of the most important	1	0	0	67	0	0	0	0	0	0	0	67
Important	2	0	0	261	0	0	0	0	0	0	0	261
Not very important	3	0	0	120	0	0	0	0	0	0	0	120
Not important at all	4	0	0	26	0	0	0	0	0	0	0	26
Don't know	8	0	0	6	0	0	0	0	0	0	0	6
No answer	9	0	0	4	0	0	0	0	0	0	0	4
Not applicable	BK	13,626	354	7,058	353	5,907	1,606	2,992	2,904	2,832	2,817	40,449

84. How much information do you have about the death penalty issue? Do you have all of the information you need, most of the information, some information, or very little information?

[VAR: CAPINFO]

RESPONSE	PUNCH	YEAR										COL. 362
		1972-82	1982B	1983-87	1987B	1988-91	1993	1994	1996	1998	2000	ALL
All of the information	1	0	0	52	0	0	0	0	0	0	0	52
Most of the information	2	0	0	114	0	0	0	0	0	0	0	114
Some of the information	3	0	0	183	0	0	0	0	0	0	0	183
Very little information	4	0	0	126	0	0	0	0	0	0	0	126
Don't know	8	0	0	5	0	0	0	0	0	0	0	5
No answer	9	0	0	4	0	0	0	0	0	0	0	4
Not applicable	BK	13,626	354	7,058	353	5,907	1,606	2,992	2,904	2,832	2,817	40,449

85. How firm are you about your opinion on the death penalty--would you say you are very likely to change your opinion, somewhat likely to change, somewhat unlikely to change, or very unlikely to change?

[VAR: CAPFIRM]

RESPONSE	PUNCH	YEAR										COL. 363
		1972-82	1982B	1983-87	1987B	1988-91	1993	1994	1996	1998	2000	ALL
Very likely to change	1	0	0	13	0	0	0	0	0	0	0	13
Somewhat likely	2	0	0	95	0	0	0	0	0	0	0	95
Somewhat unlikely	3	0	0	141	0	0	0	0	0	0	0	141
Very unlikely	4	0	0	216	0	0	0	0	0	0	0	216
Don't know	8	0	0	15	0	0	0	0	0	0	0	15
No answer	9	0	0	4	0	0	0	0	0	0	0	4
Not applicable	BK	13,626	354	7,058	353	5,907	1,606	2,992	2,904	2,832	2,817	40,449

REMARKS: Qs. 83-85 appeared on Form 3 in 1984. See Qs. 87-89, 92A, B, C, and 93A, B, C.

86. Would you favor or oppose a law which would require a person to obtain a police permit before he or she could buy a gun?

[VAR: GUNLAW]

RESPONSE	PUNCH	YEAR										COL. 364
		1972-82	1982B	1983-87	1987B	1988-91	1993	1994	1996	1998	2000	ALL
Favor	1	8,696	269	3,164	279	3,040	870	1,551	1,544	1,535	1,479	22,427
Oppose	2	3,129	71	1,211	67	796	185	406	338	302	332	6,837
Don't know	8	236	11	86	6	70	19	31	37	42	46	584
No answer	9	33	3	12	1	14	1	8	4	3	4	83
Not applicable	BK	1,532	0	3,069	0	1,987	531	996	981	950	956	11,002

REMARKS: See Appendix N for across survey changes.

91. In general, do you think the courts in this area deal too harshly, or not harshly enough with criminals, or don't you have enough information about the courts to say?

[VAR: COURTSY]

RESPONSE	PUNCH	YEAR										COL. 369
		1972-82	1982B	1983-87	1987B	1988-91	1993	1994	1996	1998	2000	ALL
Too harshly	1	66	24	0	0	0	0	0	0	0	0	90
Not harshly	2	1,010	115	0	0	0	0	0	0	0	0	1,125
About right (Vol.)	3	81	5	0	0	0	0	0	0	0	0	86
Not enough informa- tion to say	8	318	30	0	0	0	0	0	0	0	0	348
No answer	9	15	4	0	0	0	0	0	0	0	0	19
Not applicable	BK	12,136	176	7,542	353	5,907	1,606	2,992	2,904	2,832	2,817	39,265

REMARKS: See Q. 248 for discussion of the split-half questions and sample design. In 1974 and 1982 this variant appeared on Form 2. See Q. 90 for standard question.

92A. How important is the crime issue to you--would you say it is one of the most important, important, not very important, or not important at all?

[VAR: CRIMIMP]

RESPONSE	PUNCH	YEAR										COL. 370
		1972-82	1982B	1983-87	1987B	1988-91	1993	1994	1996	1998	2000	ALL
One of the most important	1	0	0	160	0	0	0	0	0	0	0	160
Important	2	0	0	283	0	0	0	0	0	0	0	283
Not very important	3	0	0	31	0	0	0	0	0	0	0	31
Not important at all	4	0	0	1	0	0	0	0	0	0	0	1
Don't know	8	0	0	4	0	0	0	0	0	0	0	4
No answer	9	0	0	5	0	0	0	0	0	0	0	5
Not applicable	BK	13,626	354	7,058	353	5,907	1,606	2,992	2,904	2,832	2,817	40,449

92B. How much information do you have about the crime issue? Do you have all of the information you need, most of the information, some information, or very little information?

[VAR: CRIMINFO]

RESPONSE	PUNCH	YEAR										COL. 371
		1972-82	1982B	1983-87	1987B	1988-91	1993	1994	1996	1998	2000	ALL
All of the information	1	0	0	55	0	0	0	0	0	0	0	55
Most of the information	2	0	0	140	0	0	0	0	0	0	0	140
Some of the information	3	0	0	228	0	0	0	0	0	0	0	228
Very little information	4	0	0	53	0	0	0	0	0	0	0	53
Don't know	8	0	0	3	0	0	0	0	0	0	0	3
No answer	9	0	0	5	0	0	0	0	0	0	0	5
Not applicable	BK	13,626	354	7,058	353	5,907	1,606	2,992	2,904	2,832	2,817	40,449

92C. How firm are you about your opinion on crime--would you say you are very likely to change your opinion, somewhat likely to change, somewhat unlikely to change, or very unlikely to change?

[VAR: CRIMFIRM]

RESPONSE	PUNCH	YEAR										COL. 372
		1972-82	1982B	1983-87	1987B	1988-91	1993	1994	1996	1998	2000	ALL
Very likely to change	1	0	0	10	0	0	0	0	0	0	0	10
Somewhat likely	2	0	0	74	0	0	0	0	0	0	0	74
Somewhat unlikely	3	0	0	134	0	0	0	0	0	0	0	134
Very unlikely to change	4	0	0	251	0	0	0	0	0	0	0	251
Don't know	8	0	0	10	0	0	0	0	0	0	0	10
No answer	9	0	0	5	0	0	0	0	0	0	0	5
Not applicable	BK	13,626	354	7,058	353	5,907	1,606	2,992	2,904	2,832	2,817	40,449

REMARKS: Qs. 92A,B,C appeared on Form 3 in 1984. See Qs. 83-85, 87-89, and 93A,B,C.

93A. How important is the law enforcement issue to you--would you say it is one of the most important, important, not very important, or not important at all?

[VAR: LAWIMP]

RESPONSE	PUNCH	YEAR										COL. 373
		1972-82	1982B	1983-87	1987B	1988-91	1993	1994	1996	1998	2000	ALL
One of the most important	1	0	0	349	0	0	0	0	0	0	0	349
Important	2	0	0	568	0	0	0	0	0	0	0	568
Not very important	3	0	0	59	0	0	0	0	0	0	0	59
Not important at all	4	0	0	6	0	0	0	0	0	0	0	6
Don't know	8	0	0	5	0	0	0	0	0	0	0	5
No answer	9	0	0	2	0	0	0	0	0	0	0	2
Not applicable	BK	13,626	354	6,553	353	5,907	1,606	2,992	2,904	2,832	2,817	39,944

93B. How much information do you have about the law enforcement issue? Do you have all of the information you need, most of the information, some information, or very little information?

[VAR: LAWINFO]

RESPONSE	PUNCH	YEAR										COL. 374
		1972-82	1982B	1983-87	1987B	1988-91	1993	1994	1996	1998	2000	ALL
All of the information	1	0	0	53	0	0	0	0	0	0	0	53
Most of the information	2	0	0	218	0	0	0	0	0	0	0	218
Some of the information	3	0	0	524	0	0	0	0	0	0	0	524
Very little information	4	0	0	187	0	0	0	0	0	0	0	187
Don't know	8	0	0	6	0	0	0	0	0	0	0	6
No answer	9	0	0	1	0	0	0	0	0	0	0	1
Not applicable	BK	13,626	354	6,553	353	5,907	1,606	2,992	2,904	2,832	2,817	39,944

93C. How firm are you about your opinion on law enforcement--would you say you are very likely to change your opinion, somewhat likely to change, somewhat unlikely to change, or very unlikely to change?

[VAR: LAWFIRM]

RESPONSE	PUNCH	YEAR										COL. 375
		1972-82	1982B	1983-87	1987B	1988-91	1993	1994	1996	1998	2000	ALL
Very likely to change	1	0	0	28	0	0	0	0	0	0	0	28
Somewhat likely	2	0	0	283	0	0	0	0	0	0	0	283
Somewhat unlikely	3	0	0	313	0	0	0	0	0	0	0	313
Very unlikely to change	4	0	0	343	0	0	0	0	0	0	0	343
Don't know	8	0	0	20	0	0	0	0	0	0	0	20
No answer	9	0	0	2	0	0	0	0	0	0	0	2
Not applicable	BK	13,626	354	6,553	353	5,907	1,606	2,992	2,904	2,832	2,817	39,944

REMARKS: Qs. 93A,B,C appeared on Forms 1 and 2 in 1984. See Qs. 83-85, 87-89, and 92A,B,C.

94. Everything considered, would you say that, in general, you approve or disapprove of wiretapping?

[VAR: WIRTAP]

RESPONSE	PUNCH	YEAR										COL. 376
		1972-82	1982B	1983-87	1987B	1988-91	1993	1994	1996	1998	2000	ALL
Approve	1	1,351	20	971	0	913	245	93	0	0	0	3,593
Disapprove	2	5,910	307	3,457	0	2,802	768	385	0	0	0	13,629
No opinion	8	266	24	161	0	214	61	27	0	0	0	753
No answer	9	15	3	14	0	17	6	2	0	0	0	57
Not applicable	BK	6,084	0	2,939	353	1,961	526	2,485	2,904	2,832	2,817	22,901

95. Do you think the use of marijuana should be made legal or not?

[VAR: GRASS]

RESPONSE	PUNCH	YEAR										COL. 377
		1972-82	1982B	1983-87	1987B	1988-91	1993	1994	1996	1998	2000	ALL
Should	1	1,803	0	1,156	63	668	234	457	492	525	597	5,995
Should not	2	5,413	0	4,654	277	3,124	770	1,450	1,332	1,263	1,183	19,466
Don't know	8	242	0	181	12	136	52	93	99	117	111	1,043
No answer	9	35	0	17	1	20	1	11	2	6	5	98
Not applicable	BK	6,133	354	1,534	0	1,959	549	981	979	921	921	14,331

REMARKS: Q. 95 was asked on both Form 1 and Form 2 at different points in the interview in 1978. See App. B for locations in the questionnaire.

96. Some people think the use of marijuana should be made legal. Other people think marijuana use should not be made legal. Which do you favor?

[VAR: GRASSY]

RESPONSE	PUNCH	YEAR										COL. 378
		1972-82	1982B	1983-87	1987B	1988-91	1993	1994	1996	1998	2000	ALL
Make use legal	1	242	0	0	0	0	0	0	0	0	0	242
Don't make use legal	2	501	0	0	0	0	0	0	0	0	0	501
Don't know	8	27	0	0	0	0	0	0	0	0	0	27
No answer	9	1	0	0	0	0	0	0	0	0	0	1
Not applicable	BK	12,855	354	7,542	353	5,907	1,606	2,992	2,904	2,832	2,817	40,162

REMARKS: Q. 96 was asked on Form 2 in 1978. It is a variant of Q. 95.

97. Do you expect the United States to fight in another war within the next ten years?

[VAR: USWAR]

RESPONSE	PUNCH	YEAR										COL. 379
		1972-82	1982B	1983-87	1987B	1988-91	1993	1994	1996	1998	2000	ALL
Yes	1	4,208	279	1,439	0	0	0	0	0	0	0	5,926
No	2	2,231	54	820	0	0	0	0	0	0	0	3,105
Don't know	8	352	21	87	0	0	0	0	0	0	0	460
No answer	9	19	0	4	0	0	0	0	0	0	0	23
Not applicable	BK	6,816	0	5,192	353	5,907	1,606	2,992	2,904	2,832	2,817	31,419

98. Do you expect the United States to fight in another world war within the next ten years?

[VAR: USWARY]

RESPONSE	PUNCH	YEAR										COL. 380
		1972-82	1982B	1983-87	1987B	1988-91	1993	1994	1996	1998	2000	ALL
Yes	1	313	0	997	0	1,429	505	822	756	815	668	6,305
No	2	360	0	1,130	0	2,332	536	1,007	1,085	836	1,086	8,372
Don't know	8	45	0	94	0	180	38	90	88	86	115	736
No answer	9	3	0	32	0	5	1	58	31	134	8	272
Not applicable	BK	12,905	354	5,289	353	1,961	526	1,015	944	961	940	25,248

REMARKS: Q. 98 appeared on Form 2 in 1976 and 1985. It is a variant of Q. 97. See Q. 248 for discussion of the split-half questions and sample design.

99. Do you think it will be best for the future of this country if we take an active part in world affairs, or if we stay out of world affairs?

[VAR: USINTL]

RESPONSE	PUNCH	YEAR										COL. 381
		1972-82	1982B	1983-87	1987B	1988-91	1993	1994	1996	1998	2000	ALL
Active part	1	4,729	157	3,436	0	2,708	725	324	0	0	0	12,079
Stay out	2	2,471	177	1,569	0	1,091	306	159	0	0	0	5,773
Don't know	8	306	17	224	0	135	49	18	0	0	0	749
No answer	9	25	3	64	0	12	0	6	0	0	0	110
Not applicable	BK	6,095	0	2,249	353	1,961	526	2,485	2,904	2,832	2,817	22,222

REMARKS: Q. 99 appeared on Form 1 in 1985.

100. Do you think our government should continue to belong to the United Nations, or should we pull out of it now?

[VAR: USUN]

RESPONSE	PUNCH	YEAR										COL. 382
		1972-82	1982B	1983-87	1987B	1988-91	1993	1994	1996	1998	2000	ALL
Continue to belong	1	5,781	239	3,603	0	3,269	920	415	0	0	0	14,227
Pull out now	2	1,217	77	719	0	471	106	65	0	0	0	2,655
Don't know	8	516	36	250	0	201	53	25	0	0	0	1,081
No answer	9	17	2	31	0	5	1	2	0	0	0	58
Not applicable	BK	6,095	0	2,939	353	1,961	526	2,485	2,904	2,832	2,817	22,912

101. Thinking about all the different kinds of governments in the world today, which of these statements comes closest to how you feel about Communism as a form of government? CODE ONE.

HAND CARD X

[VAR: COMMUN]

RESPONSE	PUNCH	YEAR										COL. 383
		1972-82	1982B	1983-87	1987B	1988-91	1993	1994	1996	1998	2000	ALL
It's the worst kind of all	1	4,656	130	2,544	146	1,952	486	250	0	0	0	10,164
It's bad, but no worse than some others	2	2,303	82	1,187	99	1,262	378	157	0	0	0	5,468
It's all right for some countries	3	1,600	83	550	68	540	161	58	0	0	0	3,060
It's a good form of government	4	166	12	68	5	45	13	5	0	0	0	314
Don't know	8	245	45	103	33	106	32	14	0	0	0	578
No answer	9	21	2	21	2	14	5	0	0	0	0	65
Not applicable	BK	4,635	0	3,069	0	1,988	531	2,508	2,904	2,832	2,817	21,284

REMARKS: Card X contained the responses for punches 1-4.

102. What about ten years ago, that is in 1972, which of these statements came closest to how you felt about Communism as a form of government? CODE ONE.

HAND
CARD Y

[VAR: COMMUN10]

RESPONSE	PUNCH	YEAR										COL. 384
		1972-82	1982B	1983-87	1987B	1988-91	1993	1994	1996	1998	2000	ALL
It's the worst kind of all	1	964	126	0	0	0	0	0	0	0	0	1,090
It's bad, but no worse than some others	2	252	75	0	0	0	0	0	0	0	0	327
It's all right for some countries	3	146	74	0	0	0	0	0	0	0	0	220
It's a good form of government	4	30	5	0	0	0	0	0	0	0	0	35
Don't know	8	107	72	0	0	0	0	0	0	0	0	179
No answer	9	7	2	0	0	0	0	0	0	0	0	9
Not applicable	BK	12,120	0	7,542	353	5,907	1,606	2,992	2,904	2,832	2,817	39,073

REMARKS: Card Y contained the responses for punches 1-4. See Appendix T, GSS Methodological Report No. 22.

103. You will notice that the boxes on this card go from the highest position of "plus 5" for a country which you like very much, to the lowest position of "minus 5" for a country you dislike very much. How far up the scale or how far down the scale would you rate the following countries? READ EACH ITEM.

HAND
CARD Z

A. Russia

[VAR: RUSSIA]

RESPONSE	PUNCH	YEAR										COL. 385
		1972-82	1982B	1983-87	1987B	1988-91	1993	1994	1996	1998	2000	ALL
+5	0	132	26	54	0	181	74	38	0	0	0	505
+4	1	124	3	49	0	155	43	24	0	0	0	398
+3	2	553	21	210	0	496	159	64	0	0	0	1,503
+2	3	475	11	247	0	499	141	80	0	0	0	1,453
+1	4	852	28	592	0	845	299	121	0	0	0	2,737
-1	5	644	46	565	0	382	86	38	0	0	0	1,761
-2	6	322	15	337	0	199	49	28	0	0	0	950
-3	7	517	30	539	0	236	43	25	0	0	0	1,390
-4	8	291	22	301	0	126	25	12	0	0	0	777
-5	9	1,747	100	1,489	0	584	95	42	0	0	0	4,057
Don't know, No answer												
Not applicable	BK	7,969	52	3,159	353	2,204	592	2,520	2,904	2,832	2,817	25,402

(NA = 117 DK = 887)

B. Japan

[VAR: JAPAN]

RESPONSE	PUNCH	YEAR										COL. 386
		1972-82	1982B	1983-87	1987B	1988-91	1993	1994	1996	1998	2000	ALL
+5	0	409	46	344	0	330	76	41	0	0	0	1,246
+4	1	523	32	418	0	339	77	35	0	0	0	1,424
+3	2	1,180	43	874	0	711	165	73	0	0	0	3,046
+2	3	834	27	741	0	505	137	54	0	0	0	2,298
+1	4	1,039	48	799	0	716	203	93	0	0	0	2,898
-1	5	482	31	404	0	329	123	50	0	0	0	1,419
-2	6	276	20	234	0	186	58	32	0	0	0	806
-3	7	288	14	241	0	197	58	35	0	0	0	833
-4	8	235	16	124	0	107	46	21	0	0	0	549
-5	9	350	19	210	0	324	92	50	0	0	0	1,045
Don't know, No answer,												
Not applicable	BK	8,010	58	3,153	353	2,163	571	2,508	2,904	2,832	2,817	25,369

(NA = 116 DK = 838)

C. England

[VAR: ENGLAND]

RESPONSE	PUNCH	YEAR										COL. 387
		1972-82	1982B	1983-87	1987B	1988-91	1993	1994	1996	1998	2000	ALL
+5	0	1,082	37	485	0	0	0	0	0	0	0	1,604
+4	1	1,078	46	449	0	0	0	0	0	0	0	1,573
+3	2	1,397	64	530	0	0	0	0	0	0	0	1,991
+2	3	790	59	314	0	0	0	0	0	0	0	1,163
+1	4	727	34	288	0	0	0	0	0	0	0	1,049
-1	5	223	19	58	0	0	0	0	0	0	0	300
-2	6	106	10	35	0	0	0	0	0	0	0	151
-3	7	100	8	37	0	0	0	0	0	0	0	145
-4	8	51	11	20	0	0	0	0	0	0	0	82
-5	9	108	6	24	0	0	0	0	0	0	0	138
Don't know, No answer,												
Not applicable	BK	7,964	60	5,302	353	5,907	1,606	2,992	2,904	2,832	2,817	32,737

(NA = 79 DK = 487)

D. Canada

[VAR: CANADA]

RESPONSE	PUNCH	YEAR										COL. 388
		1972-82	1982B	1983-87	1987B	1988-91	1993	1994	1996	1998	2000	ALL
+5	0	2,332	94	1,787	0	1,549	346	164	0	0	0	6,272
+4	1	1,333	59	1,008	0	797	202	103	0	0	0	3,502
+3	2	972	58	824	0	623	230	102	0	0	0	2,809
+2	3	468	39	394	0	303	102	47	0	0	0	1,353
+1	4	376	31	296	0	322	122	49	0	0	0	1,196
-1	5	97	11	46	0	56	7	7	0	0	0	224
-2	6	41	5	21	0	37	12	4	0	0	0	120
-3	7	43	1	26	0	18	6	4	0	0	0	98
-4	8	16	2	13	0	13	4	2	0	0	0	50
-5	9	43	3	22	0	40	8	2	0	0	0	118
Don't know, No answer,												
Not applicable	BK	7,905	51	3,105	353	2,149	567	2,508	2,904	2,832	2,817	25,191

(NA = 111 DK = 605)

E. Brazil

[VAR: BRAZIL]

RESPONSE	PUNCH	YEAR										COL. 389
		1972-82	1982B	1983-87	1987B	1988-91	1993	1994	1996	1998	2000	ALL
+5	0	339	37	105	0	0	0	0	0	0	0	481
+4	1	435	26	115	0	0	0	0	0	0	0	576
+3	2	860	51	251	0	0	0	0	0	0	0	1,162
+2	3	838	39	350	0	0	0	0	0	0	0	1,227
+1	4	1,368	55	684	0	0	0	0	0	0	0	2,107
-1	5	591	32	285	0	0	0	0	0	0	0	908
-2	6	262	9	115	0	0	0	0	0	0	0	386
-3	7	202	12	82	0	0	0	0	0	0	0	296
-4	8	109	4	37	0	0	0	0	0	0	0	150
-5	9	146	10	48	0	0	0	0	0	0	0	204
Don't know, No answer,												
Not applicable	BK	8,476	79	5470	353	5,907	1,606	2,992	2,904	2,832	2,817	33,436

(NA = 74 DK = 1143)

F. China

[VAR: CHINA]

RESPONSE	PUNCH	YEAR										COL. 390
		1972-82	1982B	1983-87	1987B	1988-91	1993	1994	1996	1998	2000	ALL
+5	0	188	25	190	0	205	53	23	0	0	0	684
+4	1	239	16	224	0	217	42	25	0	0	0	763
+3	2	479	43	580	0	455	101	41	0	0	0	1,699
+2	3	558	42	640	0	487	115	43	0	0	0	1,885
+1	4	1,003	53	1,012	0	937	247	92	0	0	0	3,344
-1	5	866	41	599	0	492	138	76	0	0	0	2,212
-2	6	479	17	334	0	241	96	53	0	0	0	1,220
-3	7	515	13	304	0	172	76	47	0	0	0	1,127
-4	8	389	20	169	0	126	45	27	0	0	0	776
-5	9	834	22	276	0	313	103	51	0	0	0	1,599
Don't know, No answer,												
Not applicable	BK	8,076	62	3,214	353	2,262	590	2,514	2,904	2,832	2,817	25,624

(NA = 122 DK = 1098)

G. Israel

[VAR: ISRAEL]

RESPONSE	PUNCH	YEAR										COL. 391
		1972-82	1982B	1983-87	1987B	1988-91	1993	1994	1996	1998	2000	ALL
+5	0	686	45	481	0	410	105	46	0	0	0	1,773
+4	1	536	26	376	0	268	73	32	0	0	0	1,311
+3	2	846	44	555	0	456	133	52	0	0	0	2,086
+2	3	688	40	553	0	417	104	59	0	0	0	1,861
+1	4	1,042	51	824	0	691	227	110	0	0	0	2,945
-1	5	623	33	513	0	438	123	55	0	0	0	1,785
-2	6	314	17	284	0	254	71	31	0	0	0	971
-3	7	288	12	266	0	216	59	34	0	0	0	875
-4	8	174	10	168	0	117	41	14	0	0	0	524
-5	9	310	19	282	0	360	66	34	0	0	0	1,071
Don't know, No answer,												
Not applicable	BK	8,119	57	3,240	353	2,280	604	2,525	2,904	2,832	2,817	25,731

(NA = 123 DK = 1215)

H. Egypt

[VAR: EGYPT]

RESPONSE	PUNCH	YEAR										COL. 392
		1972-82	1982B	1983-87	1987B	1988-91	1993	1994	1996	1998	2000	ALL
+5	0	247	41	217	0	218	66	30	0	0	0	819
+4	1	317	41	281	0	202	61	29	0	0	0	931
+3	2	623	58	544	0	462	108	46	0	0	0	1,841
+2	3	671	45	617	0	455	117	48	0	0	0	1,953
+1	4	1,265	49	1,132	0	942	283	152	0	0	0	3,823
-1	5	834	22	589	0	496	140	54	0	0	0	2,135
-2	6	408	13	290	0	243	56	36	0	0	0	1,046
-3	7	371	6	258	0	173	60	25	0	0	0	893
-4	8	252	7	118	0	87	36	10	0	0	0	510
-5	9	411	12	199	0	245	57	24	0	0	0	948
Don't know, No answer,												
Not applicable	BK	8,227	60	3,297	353	2,384	622	2,538	2,904	2,832	2,817	26,034

(NA = 123 DK = 1531)

REMARKS: Card Z contained responses for punches 0 through 9. Parts C and E appeared only on Form 1 in 1985. See GSS Methodological Report No. 76.

104. What is your religious preference? Is it Protestant, Catholic, Jewish, some other religion, or no religion?

[VAR: RELIG]

RESPONSE	PUNCH	YEAR										COL. 393-394
		1972-82	1982B	1983-87	1987B	1988-91	1993	1994	1996	1998	2000	ALL
Protestant (ASK A)	1	8,738	290	4,729	303	3,704	1,025	1,774	1,664	1,524	1,521	25,272
Catholic	2	3,414	34	1,955	22	1,483	351	759	685	705	679	10,087
Jewish	3	323	1	160	1	112	33	59	68	50	63	870
None	4	933	23	535	17	449	146	274	339	396	398	3,510
Other (SPECIFY RELIGION AND/OR CHURCH AND DENOMINATION)												
[See REMARKS below]	5	182	2	133	9	147	42	115	143	28	42	843
Buddhism	6	0	0	0	0	0	0	0	0	9	17	26
Hinduism	7	0	0	0	0	0	0	0	0	5	8	13
Other Eastern	8	0	0	0	0	0	0	0	0	2	1	3
Moslem/Islam	9	0	0	0	0	0	0	0	0	13	12	25
Orthodox-Christian	10	0	0	0	0	0	0	0	0	10	12	22
Christian	11	0	0	0	0	0	0	0	0	33	39	72
Native American	12	0	0	0	0	0	0	0	0	3	4	7
Inter-Nondenominational	13	0	0	0	0	0	0	0	0	19	17	36
Don't know	98	0	0	0	0	1	1	0	1	5	1	9
No answer	99	36	4	30	1	11	8	11	4	30	3	138

IF PROTESTANT:

104A. What specific denomination is that, if any? (PROBE FOR EXACT DENOMINATION)

[VAR: DENOM]

RESPONSE	PUNCH	YEAR										COL. 395-396
		1972-82	1982B	1983-87	1987B	1988-91	1993	1994	1996	1998	2000	ALL
BAPTIST												
American Baptist Association	10	0	0	93	9	114	21	44	57	43	42	423
American Baptist Churches in the U.S.A . .	11	0	0	50	8	35	7	16	28	16	25	185
National Baptist Convention of America . .	12	0	0	31	16	28	8	9	12	9	14	127
National Baptist Convention, U.S.A., Inc .	13	0	0	22	9	14	3	9	8	15	13	93
Southern Baptist Convention	14	0	0	525	57	537	157	284	273	244	256	2,333
Other Baptist Churches . .	15	0	0	193	10	116	31	76	69	83	75	653
Baptist, Don't know which .	18	2,808	189	622	89	311	85	178	181	158	132	4,753
METHODIST												
African Methodist Episcopal Church	20	0	0	28	13	33	8	8	11	16	19	136
African Methodist Episcopal Zion Church . .	21	0	0	5	5	15	4	4	8	5	7	53
United Methodist Church . .	22	0	0	469	4	426	130	215	190	192	182	1,808
Other Methodist Churches .	23	0	0	41	3	19	5	21	12	6	14	121
Methodist, Don't know which	28	1,674	46	227	2	60	23	32	23	30	30	2,147
LUTHERAN												
American Lutheran Church .	30	0	0	142	1	108	20	48	51	34	36	440
Lutheran Church in America	31	0	0	32	1	42	14	9	15	15	13	141
Lutheran Church--Missouri Synod	32	0	0	120	0	104	43	60	48	47	37	459
Wisconsin Evangelical Lutheran Synod	33	0	0	11	0	17	7	12	11	15	5	78
Other Lutheran Churches . .	34	0	0	25	0	22	11	20	15	23	12	128
Evangelical Lutheran . . .	35	0	0	0	0	47	14	28	33	25	25	172
Lutheran, Don't know which	38	1,087	1	204	0	57	8	22	25	12	17	1,433
PRESBYTERIAN												
Presbyterian Church in the U.S.A	40	0	0	59	1	56	15	36	34	30	31	262
United Presbyterian Church in the U.S.A	41	0	0	101	1	95	23	51	29	23	21	344
Other Presbyterian Churches	42	0	0	25	0	22	16	19	19	10	18	129
Presbyterian Church (U.S.A)	43	0	0	0	0	40	9	20	13	17	14	113
Presbyterian, don't know which	48	641	6	138	1	63	8	16	11	7	8	899
EPISCOPAL CHURCH	50	369	5	175	6	140	34	66	79	60	52	986
Other (SPECIFY)	60	1,698	38	1,126	61	891	235	338	304	266	287	5,244
NO DENOMINATION GIVEN OR OR NON-DENOMINATIONAL CHURCH												
Don't Know	98	0	0	0	0	2	0	1	0	1	1	5
No answer	99	40	4	36	2	20	11	18	10	46	16	203
Not applicable (punches 2-5 in Col. 394) BK												
	4,856	60	2,783	49	2,191	572	1,207	1,236	1,278	1,293	15,525	

REMARKS: Q. 104, Col. 393-394, punch 5 (Other, SPECIFY), is available from NORC. Q. 104A, Cols. 395-396, punch 60 (N = 4957), recoded into Cols. 397-399 [OTHER]. If planning to perform trend analysis with this variable, please consult GSS Methodological Report No. 56. See Appendix K: Protestant denominations. See Appendix N for changes across surveys.

IF JE WISH:

104B. Do you consider yourself Orthodox, Conservative, Reform or none of these? (PROBE FOR EXACT DENOMINATION)

[VAR: JEW]

RESPONSE	PUNCH	YEAR										COL. 400
		1972-82	1982B	1983-87	1987B	1988-91	1993	1994	1996	1998	2000	ALL
Orthodox	1	0	0	0	0	3	0	3	4	4	3	17
Conservative	2	0	0	0	0	48	10	14	17	12	11	112
Reform	3	0	0	0	0	41	13	30	29	21	28	162
None of these	4	0	0	0	0	18	10	12	15	11	11	77
Don't know	8	0	0	0	0	1	0	0	0	0	0	1
No Answer	9	0	0	0	0	14	0	11	3	32	13	73
Not applicable	BK	13,626	354	7,542	353	5,782	1,573	2,922	2,836	2,752	2,751	40,491

104C. Fundamentalism/Liberalism of Respondent's Religion

[VAR: FUND]

RESPONSE	PUNCH	YEAR										COL. 401
		1972-82	1982B	1983-87	1987B	1988-91	1993	1994	1996	1998	2000	ALL
Fundamentalist	1	3,903	220	2,467	247	1,900	539	936	887	808	805	12,712
Moderate	2	6,895	88	3,073	60	2,312	575	1,125	1,041	1,019	1,017	17,205
Liberal	3	2,554	39	1,799	34	1,499	430	785	804	813	813	9,570
No answer and excluded	9	274	7	203	12	196	62	146	172	192	182	1,446

REMARKS: See Appendix T, GSS Methodological Report No. 43. If planning to perform trend analysis with this variable, please consult GSS Methodological Report No. 56.

105. How often do you attend religious services? (USE CATEGORIES AS PROBES, IF NECESSARY.)

[VAR: ATTEND]

RESPONSE	PUNCH	YEAR										COL. 402
		1972-82	1982B	1983-87	1987B	1988-91	1993	1994	1996	1998	2000	ALL
Never	0	1,776	28	1,013	23	876	259	481	438	546	583	6,023
Less than once a year	1	1,080	22	546	16	469	136	226	253	294	219	3,261
About once or twice a year	2	1,851	34	1,001	35	732	193	416	400	296	334	5,292
Several times a year	3	1,879	47	983	41	737	176	382	416	307	369	5,337
About once a month	4	941	32	562	37	462	112	221	190	206	197	2,960
2-3 times a month	5	1,148	62	687	67	543	137	274	271	244	221	3,654
Nearly every week	6	864	30	355	21	342	99	146	160	188	131	2,336
Every week	7	2,975	64	1,726	75	1,274	321	560	486	489	488	8,458
Several times a week	8	1,045	33	632	37	401	135	235	209	218	195	3,140
Don't know, No answer	9	67	2	37	1	71	38	51	81	44	80	472

REMARKS: See GSS Methodological Report No. 88

106. A. When you were growing up, how often did your mother (MOTHER SUBSTITUTE) attend religious services?

[VAR: MAATTEND]

RESPONSE	PUNCH	YEAR										COL. 403	
		1972-82	1982B	1983-87	1987B	1988-91	1993	1994	1996	1998	2000	ALL	
Never	0	0	0	518	0	234	0	0	0	0	0	0	752
Less than once a year	1	0	0	170	0	58	0	0	0	0	0	0	228
About once or twice a year	2	0	0	395	0	150	0	0	0	0	0	0	545
Several times a year	3	0	0	442	0	206	0	0	0	0	0	0	648
About once a month	4	0	0	326	0	138	0	0	0	0	0	0	464
2-3 times a month	5	0	0	434	0	177	0	0	0	0	0	0	611
Nearly every week	6	0	0	452	0	219	0	0	0	0	0	0	671
Every week	7	0	0	2,427	0	966	0	0	0	0	0	0	3,393
Several times a week	8	0	0	614	0	233	0	0	0	0	0	0	847
Don't know, no answer	9	0	0	68	0	29	0	0	0	0	0	0	97
Not applicable (No Mother/ Mother Substitute)	BK	13,626	354	1,696	353	3,497	1,606	2,992	2,904	2,832	2,817	32,677	

106. B. When you were growing up, how often did your father (FATHER SUBSTITUTE) attend religious services?

[VAR: PAATTEND]

RESPONSE	PUNCH	YEAR										COL. 404	
		1972-82	1982B	1983-87	1987B	1988-91	1993	1994	1996	1998	2000	ALL	
Never	0	0	0	1,051	0	443	0	0	0	0	0	0	1,494
Less than once a year	1	0	0	245	0	107	0	0	0	0	0	0	352
About once or twice a year	2	0	0	541	0	215	0	0	0	0	0	0	756
Several times a year	3	0	0	421	0	142	0	0	0	0	0	0	563
About once a month	4	0	0	250	0	109	0	0	0	0	0	0	359
2-3 times a month	5	0	0	288	0	121	0	0	0	0	0	0	409
Nearly every week	6	0	0	255	0	149	0	0	0	0	0	0	404
Every week	7	0	0	1,737	0	700	0	0	0	0	0	0	2,437
Several times a week	8	0	0	390	0	143	0	0	0	0	0	0	533
Don't know, no answer	9	0	0	73	0	29	0	0	0	0	0	0	102
Not applicable (No Father/ Father Substitute)	BK	13,626	354	2,291	353	3,749	1,606	2,992	2,904	2,832	2,817	33,524	

106. C. How often does your (husband/wife) attend religious services? (USE CATEGORIES AS PROBES, IF NECESSARY.)

[VAR: SPATTEND]

RESPONSE	PUNCH	YEAR										COL. 405	
		1972-82	1982B	1983-87	1987B	1988-91	1993	1994	1996	1998	2000	ALL	
Never	0	0	0	286	12	258	0	0	0	0	0	0	556
Less than once a year	1	0	0	99	5	78	0	0	0	0	0	0	182
About once or twice a year	2	0	0	174	14	141	0	0	0	0	0	0	329
Several times a year	3	0	0	198	13	155	0	0	0	0	0	0	366
About once a month	4	0	0	110	15	82	0	0	0	0	0	0	207
2-3 times a month	5	0	0	133	15	96	0	0	0	0	0	0	244
Nearly every week	6	0	0	88	10	88	0	0	0	0	0	0	186
Every week	7	0	0	390	19	335	0	0	0	0	0	0	744
Several times a week	8	0	0	137	11	108	0	0	0	0	0	0	256
Don't know, no answer	9	0	0	12	1	8	0	0	0	0	0	0	21
Not applicable (never married)	BK	13,626	354	5,915	238	4,558	1,606	2,992	2,904	2,832	2,817	37,842	

ASK EVERYONE WITH ANY RELIGIOUS PREFERENCE NAMED IN Q. 104

107. Would you call yourself a strong (PREFERENCE NAMED IN Q. 104 OR 104-A) or a not very strong (PREFERENCE NAMED IN Q. 104 OR 104-A)?

[VAR: RELITEN]

RESPONSE	PUNCH	YEAR										COL. 406
		1972-82	1982B	1983-87	1987B	1988-91	1993	1994	1996	1998	2000	ALL
Strong	1	3,971	176	3,024	179	2,044	580	1,102	1,018	1,022	938	14,054
Not very strong	2	4,668	108	3,087	115	2,288	587	1,188	1,126	958	957	15,082
Somewhat strong (Vol.)	3	937	33	643	33	757	216	314	301	285	287	3,806
No religion	4	754	23	535	17	449	146	274	340	401	399	3,338
Don't know	8	46	5	39	3	45	15	22	27	28	36	266
No answer	9	133	9	214	6	324	62	92	92	138	200	1,270
Not applicable (Punch 4 in Col. 394)	BK	3,117	0	0	0	0	0	0	0	0	0	3,117

108. Do you believe there is a life after death?

[VAR: POSTLIFE]

RESPONSE	PUNCH	YEAR										COL. 407
		1972-82	1982B	1983-87	1987B	1988-91	1993	1994	1996	1998	2000	ALL
Yes	1	5,264	0	4,330	251	3,154	780	1,425	1,429	1,687	1,687	20,007
No	2	1,528	0	1,207	75	855	185	327	308	379	377	5,241
Undecided	8	689	0	447	27	414	111	206	190	281	244	2,609
No answer	9	12	0	24	0	16	4	19	33	22	23	153
Not applicable	BK	6,133	354	1,534	0	1,468	526	1015	944	463	486	12,923

IF YES OR UNDECIDED TO Q. 108:

A. Of course, no one knows exactly what life after death would be like, but here are some ideas people have had. (HAND CARD AA) How likely do you feel each possibility is? Would you say very likely, somewhat likely, not too likely, or not likely at all? (CIRCLE ONE NUMBER BESIDE EACH IDEA)

HAND CARD AA

1. A life of peace and tranquility.

[VAR: POSTLF1]

RESPONSE	PUNCH	YEAR										COL. 408
		1972-82	1982B	1983-87	1987B	1988-91	1993	1994	1996	1998	2000	ALL
Very likely	1	0	0	1,545	0	0	0	0	0	0	0	1,545
Somewhat likely	2	0	0	653	0	0	0	0	0	0	0	653
Not too likely	3	0	0	89	0	0	0	0	0	0	0	89
Not likely at all	4	0	0	26	0	0	0	0	0	0	0	26
Don't know	8	0	0	69	0	0	0	0	0	0	0	69
No answer	9	0	0	23	0	0	0	0	0	0	0	23
Not applicable (Punch 2 in col. 407)	BK	13,626	354	5,137	353	5,907	1,606	2,992	2,904	2,832	2,817	38,528

2. A life of intense action.

[VAR: POSTLF 2]

RESPONSE	PUNCH	YEAR										COL. 409
		1972-82	1982B	1983-87	1987B	1988-91	1993	1994	1996	1998	2000	ALL
Very likely	1	0	0	281	0	0	0	0	0	0	0	281
Somewhat likely	2	0	0	612	0	0	0	0	0	0	0	612
Not too likely	3	0	0	871	0	0	0	0	0	0	0	871
Not likely at all	4	0	0	424	0	0	0	0	0	0	0	424
Don't know	8	0	0	189	0	0	0	0	0	0	0	189
No answer	9	0	0	28	0	0	0	0	0	0	0	28
Not applicable (Punch 2 in col. 407)	BK	13,626	354	5,137	353	5,907	1,606	2,992	2,904	2,832	2,817	38,528

3. A life like the one here on earth only better.

[VAR: POSTLF 3]

RESPONSE	PUNCH	YEAR										COL. 410
		1972-82	1982B	1983-87	1987B	1988-91	1993	1994	1996	1998	2000	ALL
Very likely	1	0	0	689	0	0	0	0	0	0	0	689
Somewhat likely	2	0	0	687	0	0	0	0	0	0	0	687
Not too likely	3	0	0	508	0	0	0	0	0	0	0	508
Not likely at all	4	0	0	400	0	0	0	0	0	0	0	400
Don't know	8	0	0	96	0	0	0	0	0	0	0	96
No answer	9	0	0	25	0	0	0	0	0	0	0	25
Not applicable (Punch 2 in col. 407)	BK	13,626	354	5,137	353	5,907	1,606	2,992	2,904	2,832	2,817	38,528

4. A life without many things which make our present life enjoyable.

[VAR: POSTLF 4]

RESPONSE	PUNCH	YEAR										COL. 411
		1972-82	1982B	1983-87	1987B	1988-91	1993	1994	1996	1998	2000	ALL
Very likely	1	0	0	496	0	0	0	0	0	0	0	496
Somewhat likely	2	0	0	594	0	0	0	0	0	0	0	594
Not too likely	3	0	0	644	0	0	0	0	0	0	0	644
Not likely at all	4	0	0	489	0	0	0	0	0	0	0	489
Don't know	8	0	0	154	0	0	0	0	0	0	0	154
No answer	9	0	0	28	0	0	0	0	0	0	0	28
Not applicable (Punch 2 in col. 407)	BK	13,626	354	5,137	353	5,907	1,606	2,992	2,904	2,832	2,817	38,528

5. A pale, shadowy form of life, hardly life at all.

[VAR: POSTLF 5]

RESPONSE	PUNCH	YEAR										COL. 412
		1972-82	1982B	1983-87	1987B	1988-91	1993	1994	1996	1998	2000	ALL
Very likely	1	0	0	124	0	0	0	0	0	0	0	124
Somewhat likely	2	0	0	305	0	0	0	0	0	0	0	305
Not too likely	3	0	0	639	0	0	0	0	0	0	0	639
Not likely at all	4	0	0	1,147	0	0	0	0	0	0	0	1,147
Don't know	8	0	0	162	0	0	0	0	0	0	0	162
No answer	9	0	0	28	0	0	0	0	0	0	0	28
Not applicable (Punch 2 in col. 407)	BK	13,626	354	5,137	353	5,907	1,606	2,992	2,904	2,832	2,817	38,528

6. A spiritual life, involving our mind but not our body.

[VAR: POSTLF 6]

RESPONSE	PUNCH	YEAR										COL. 413
		1972-82	1982B	1983-87	1987B	1988-91	1993	1994	1996	1998	2000	ALL
Very likely	1	0	0	1,098	0	0	0	0	0	0	0	1,098
Somewhat likely	2	0	0	692	0	0	0	0	0	0	0	692
Not too likely	3	0	0	206	0	0	0	0	0	0	0	206
Not likely at all	4	0	0	254	0	0	0	0	0	0	0	254
Don't know	8	0	0	124	0	0	0	0	0	0	0	124
No answer	9	0	0	31	0	0	0	0	0	0	0	31
Not applicable (Punch 2 in col. 407)	BK	13,626	354	5,137	353	5,907	1,606	2,992	2,904	2,832	2,817	38,528

7. A paradise of pleasure and delights.

[VAR: POSTLF 7]

RESPONSE	PUNCH	YEAR										COL. 414
		1972-82	1982B	1983-87	1987B	1988-91	1993	1994	1996	1998	2000	ALL
Very likely	1	0	0	846	0	0	0	0	0	0	0	846
Somewhat likely	2	0	0	679	0	0	0	0	0	0	0	679
Not too likely	3	0	0	481	0	0	0	0	0	0	0	481
Not likely at all	4	0	0	255	0	0	0	0	0	0	0	255
Don't know	8	0	0	113	0	0	0	0	0	0	0	113
No answer	9	0	0	31	0	0	0	0	0	0	0	31
Not applicable (Punch 2 in col. 407)	BK	13,626	354	5,137	353	5,907	1,606	2,992	2,904	2,832	2,817	38,528

8. A place of loving intellectual communion.

[VAR: POSTLF 8]

RESPONSE	PUNCH	YEAR										COL. 415
		1972-82	1982B	1983-87	1987B	1988-91	1993	1994	1996	1998	2000	ALL
Very likely	1	0	0	1,240	0	0	0	0	0	0	0	1,240
Somewhat likely	2	0	0	803	0	0	0	0	0	0	0	803
Not too likely	3	0	0	149	0	0	0	0	0	0	0	149
Not likely at all	4	0	0	69	0	0	0	0	0	0	0	69
Don't know	8	0	0	115	0	0	0	0	0	0	0	115
No answer	9	0	0	29	0	0	0	0	0	0	0	29
Not applicable (Punch 2 in col. 407)	BK	13,626	354	5,137	353	5,907	1,606	2,992	2,904	2,832	2,817	38,528

9. Union with God.

[VAR: POSTLF 9]

RESPONSE	PUNCH	YEAR										COL. 416
		1972-82	1982B	1983-87	1987B	1988-91	1993	1994	1996	1998	2000	ALL
Very likely	1	0	0	1,883	0	0	0	0	0	0	0	1,883
Somewhat likely	2	0	0	373	0	0	0	0	0	0	0	373
Not too likely	3	0	0	44	0	0	0	0	0	0	0	44
Not likely at all	4	0	0	20	0	0	0	0	0	0	0	20
Don't know	8	0	0	58	0	0	0	0	0	0	0	58
No answer	9	0	0	27	0	0	0	0	0	0	0	27
Not applicable (Punch 2 in col. 407)	BK	13,626	354	5,137	353	5,907	1,606	2,992	2,904	2,832	2,817	38,528

10. Reunion with loved ones.

[VAR: POSTLF10]

RESPONSE	PUNCH	YEAR										COL. 417
		1972-82	1982B	1983-87	1987B	1988-91	1993	1994	1996	1998	2000	ALL
Very likely	1	0	0	1,687	0	0	0	0	0	0	0	1,687
Somewhat likely	2	0	0	478	0	0	0	0	0	0	0	478
Not too likely	3	0	0	93	0	0	0	0	0	0	0	93
Not likely at all	4	0	0	50	0	0	0	0	0	0	0	50
Don't know	8	0	0	68	0	0	0	0	0	0	0	68
No answer	9	0	0	29	0	0	0	0	0	0	0	29
Not applicable (Punch 2 in col. 407)	BK	13,626	354	5,137	353	5,907	1,606	2,992	2,904	2,832	2,817	38,528

REMARKS: CARD AA contained the responses for punches 1-4.

IF Q. 108 IS "YES" OR UNDECIDED" ASK Q. 109A-D

109. A. People picture life after death in many different ways. We'd like to know how you think of life after death.

Here is a card with sets of contrasting images. On a scale of 1-7 where would you place your image of life after death.

Look at the first set of contrasting images. If you think that life after death is "A life like the one here on earth only better," you would place yourself at 1. If you think it is "A life without many things which make our present life enjoyable" you would place yourself at 7. If you think it is somewhere between these two you would place yourself at 2, 3, 4, 5, or 6. Where would you place your images of life after death for . . . ?

HAND
CARD AB

<p>A. A life like the one here on earth only better</p>	<p>A life without many things which make our present life enjoyable</p>
<p> 1 2 3 4 5 6 7 </p>	

[VAR: LIKEDIFF]

RESPONSE	PUNCH	YEAR										COL. 418
		1972-82	1982B	1983-87	1987B	1988-91	1993	1994	1996	1998	2000	ALL
1 - Life like here	1	0	0	973	114	802	0	0	0	0	0	1,889
2	2	0	0	246	27	202	0	0	0	0	0	475
3	3	0	0	220	23	177	0	0	0	0	0	420
4	4	0	0	418	32	361	0	0	0	0	0	811
5	5	0	0	128	17	114	0	0	0	0	0	259
6	6	0	0	82	14	62	0	0	0	0	0	158
7 - Without things	7	0	0	205	41	160	0	0	0	0	0	406
Don't Know	8	0	0	45	2	26	0	0	0	0	0	73
No Answer	9	0	0	79	8	83	0	0	0	0	0	170
Not applicable (Punch 2 in Col. 407)	BK	13,626	354	5,146	75	3,920	1,606	2,992	2,904	2,832	2,817	36,272

B. A spiritual life, involving our mind but not our body	A paradise of pleasure and delights
1 2 3 4 5 6 7	

[VAR: MINDBODY]

RESPONSE	PUNCH	YEAR										COL. 419	
		1972-82	1982B	1983-87	1987B	1988-91	1993	1994	1996	1998	2000	ALL	
1 - Spiritual life	1	0	0	914	118	679	0	0	0	0	0	0	1,711
2	2	0	0	248	20	217	0	0	0	0	0	0	485
3	3	0	0	247	26	177	0	0	0	0	0	0	450
4	4	0	0	405	32	381	0	0	0	0	0	0	818
5	5	0	0	113	15	105	0	0	0	0	0	0	233
6	6	0	0	86	9	95	0	0	0	0	0	0	190
7 - Paradise	7	0	0	276	46	230	0	0	0	0	0	0	552
Don't know	8	0	0	39	2	30	0	0	0	0	0	0	71
No Answer	9	0	0	68	10	73	0	0	0	0	0	0	151
Not applicable (Punch 2 in Col. 407)	BK	13,626	354	5,146	75	3,920	1,606	2,992	2,904	2,832	2,817	36,272	

C. A life of peaceful and tranquil contemplation	A life of intense action
1 2 3 4 5 6 7	

[VAR: RESTACT]

RESPONSE	PUNCH	YEAR										COL. 420	
		1972-82	1982B	1983-87	1987B	1988-91	1993	1994	1996	1998	2000	ALL	
1 - Peace and tranquility	1	0	0	643	0	0	0	0	0	0	0	0	643
2	2	0	0	167	0	0	0	0	0	0	0	0	167
3	3	0	0	109	0	0	0	0	0	0	0	0	109
4	4	0	0	182	0	0	0	0	0	0	0	0	182
5	5	0	0	19	0	0	0	0	0	0	0	0	19
6	6	0	0	15	0	0	0	0	0	0	0	0	15
7 - Intense action	7	0	0	48	0	0	0	0	0	0	0	0	48
Don't know	8	0	0	17	0	0	0	0	0	0	0	0	17
No Answer	9	0	0	24	0	0	0	0	0	0	0	0	24
Not applicable (Punch 2 in Col. 407)	BK	13,626	354	6,318	353	5,907	1,606	2,992	2,904	2,832	2,817	39,709	

D. A pale, shadowy form of life, hardly life at all	A life of complete fulfill- ment, spiritual and physical
1 2 3 4 5 6 7	

[VAR: PALEFULL]

RESPONSE	PUNCH	YEAR										COL. 421	
		1972-82	1982B	1983-87	1987B	1988-91	1993	1994	1996	1998	2000	ALL	
1 - Pale	1	0	0	72	11	58	0	0	0	0	0	0	141
2	2	0	0	24	5	34	0	0	0	0	0	0	63
3	3	0	0	61	4	51	0	0	0	0	0	0	116
4	4	0	0	329	25	352	0	0	0	0	0	0	706
5	5	0	0	251	22	256	0	0	0	0	0	0	529
6	6	0	0	331	37	266	0	0	0	0	0	0	634
7 - Complete	7	0	0	1,226	162	870	0	0	0	0	0	0	2,258
Don't know	8	0	0	33	2	32	0	0	0	0	0	0	67
No Answer	9	0	0	69	10	68	0	0	0	0	0	0	147
Not applicable (Punch 2 in Col. 407)	BK	13,626	354	5,146	75	3,920	1,606	2,992	2,904	2,832	2,817	36,272	

REMARKS: CARD AB showed punches 1-7 as illustrated above.

110. About how often do you pray? USE CATEGORIES AS PROBES.

[VAR: PRAY]

RESPONSE	PUNCH	YEAR										COL. 422
		1972-82	1982B	1983-87	1987B	1988-91	1993	1994	1996	1998	2000	ALL
Several times a day	1	0	0	1,565	125	786	281	454	256	355	376	4,198
Once a day	2	0	0	1,814	136	1,005	311	640	312	426	402	5,046
Several times a week	3	0	0	798	45	503	143	226	134	202	196	2,247
Once a week	4	0	0	466	9	256	81	167	79	108	90	1,256
Less than once a week	5	0	0	1,217	35	803	224	440	178	313	309	3,519
Never	6	0	0	108	1	10	16	26	25	24	12	222
Don't know	8	0	0	8	0	7	0	3	1	3	1	23
No answer	9	0	0	96	2	45	24	21	5	14	12	219
Not applicable	BK	13,626	354	1,470	0	2,492	526	1,015	1,914	1,387	1,419	24,203

REMARKS: If planning to perform trend analysis with this variable, please consult GSS Methodological Report No. 56.

111. How often have you had any of the following experiences? READ EACH ITEM AND CIRCLE ONE CODE FOR EACH.

HAND
CARD AC

A. Thought you were somewhere you had been before, but knew that it was impossible.

[VAR: DEJAVU]

RESPONSE	PUNCH	YEAR										COL. 423
		1972-82	1982B	1983-87	1987B	1988-91	1993	1994	1996	1998	2000	ALL
Never in my life	1	0	0	482	0	835	0	0	0	0	0	1,317
Once or twice	2	0	0	369	0	764	0	0	0	0	0	1,133
Several times	3	0	0	449	0	684	0	0	0	0	0	1,133
Often	4	0	0	139	0	163	0	0	0	0	0	302
I cannot answer this question	8	0	0	15	0	34	0	0	0	0	0	49
No answer	9	0	0	19	0	7	0	0	0	0	0	26
Not applicable	BK	13,626	354	6,069	353	3,420	1,606	2,992	2,904	2,832	2,817	36,973

B. Felt as though you were in touch with someone when they were far away from you.

[VAR: ESP]

RESPONSE	PUNCH	YEAR										COL. 424
		1972-82	1982B	1983-87	1987B	1988-91	1993	1994	1996	1998	2000	ALL
Never in my life	1	0	0	480	0	927	0	0	0	0	0	1,407
Once or twice	2	0	0	411	0	814	0	0	0	0	0	1,225
Several times	3	0	0	412	0	525	0	0	0	0	0	937
Often	4	0	0	136	0	182	0	0	0	0	0	318
I cannot answer this question	8	0	0	15	0	31	0	0	0	0	0	46
No answer	9	0	0	19	0	8	0	0	0	0	0	27
Not applicable	BK	13,626	354	6,069	353	3,420	1,606	2,992	2,904	2,832	2,817	36,973

C. Seen events that happened at a great distance as they were happening.

[VAR: VISIONS]

RESPONSE	PUNCH	YEAR										COL. 425	
		1972-82	1982B	1983-87	1987B	1988-91	1993	1994	1996	1998	2000	ALL	
Never in my life	1	0	0	1,009	0	1,787	0	0	0	0	0	0	2,796
Once or twice	2	0	0	254	0	389	0	0	0	0	0	0	643
Several times	3	0	0	132	0	177	0	0	0	0	0	0	309
Often	4	0	0	39	0	70	0	0	0	0	0	0	109
I cannot answer this question	8	0	0	20	0	46	0	0	0	0	0	0	66
No answer	9	0	0	19	0	18	0	0	0	0	0	0	37
Not applicable	BK	13,626	354	6,069	353	3,420	1,606	2,992	2,904	2,832	2,817	36,973	

D. Felt as though you were really in touch with someone who had died.

[VAR: SPIRITS]

RESPONSE	PUNCH	YEAR										COL. 426	
		1972-82	1982B	1983-87	1987B	1988-91	1993	1994	1996	1998	2000	ALL	
Never in my life	1	0	0	834	0	2,223	0	0	0	0	0	0	3,057
Once or twice	2	0	0	337	0	864	0	0	0	0	0	0	1,201
Several times	3	0	0	200	0	365	0	0	0	0	0	0	565
Often	4	0	0	74	0	171	0	0	0	0	0	0	245
I cannot answer this question	8	0	0	9	0	193	0	0	0	0	0	0	202
No answer	9	0	0	19	0	30	0	0	0	0	0	0	49
Not applicable	BK	13,626	354	6,069	353	2,061	1,606	2,992	2,904	2,832	2,817	35,614	

E. Felt as though you were very close to a powerful, spiritual force that seemed to lift you out of yourself.

[VAR: GRACE]

RESPONSE	PUNCH	YEAR										COL. 427	
		1972-82	1982B	1983-87	1987B	1988-91	1993	1994	1996	1998	2000	ALL	
Never in my life	1	0	0	1548	0	2,455	0	0	0	0	0	0	4,003
Once or twice	2	0	0	724	0	643	0	0	0	0	0	0	1,367
Several times	3	0	0	457	0	308	0	0	0	0	0	0	765
Often	4	0	0	252	0	172	0	0	0	0	0	0	424
I cannot answer this question	8	0	0	68	0	225	0	0	0	0	0	0	293
No answer	9	0	0	23	0	43	0	0	0	0	0	0	66
Not applicable	BK	13,626	354	4,470	353	2,061	1,606	2,992	2,904	2,832	2,817	34,015	

REMARKS: CARD AC contained the responses for punches 1-4. See Appendix T, GSS Methodological Report No. 30. Qs. 111D and 111E were asked as part of the 1991 ISSP module on religion; see also Qs. 112, 369, 870A, G, 924C, I, 1009-1035. If planning to perform trend analysis with this variable, please consult GSS Methodological Report No. 56.

112. How close do you feel to God most of the time? Would you say extremely close, somewhat close, not very close, or not close at all?

[VAR: NEARGOD]

RESPONSE	PUNCH	YEAR										COL. 428	
		1972-82	1982B	1983-87	1987B	1988-91	1993	1994	1996	1998	2000	ALL	
Extremely close	1	0	0	1,862	153	1,168	0	0	0	0	0	0	3,183
Somewhat close	2	0	0	3,151	170	1,917	0	0	0	0	0	0	5,238
Not very close	3	0	0	576	20	352	0	0	0	0	0	0	948
Not close at all	4	0	0	293	3	204	0	0	0	0	0	0	500
Does not believe in God	5	0	0	67	3	70	0	0	0	0	0	0	140
Don't know	8	0	0	60	2	98	0	0	0	0	0	0	160
No answer	9	0	0	63	2	37	0	0	0	0	0	0	102
Not applicable	BK	13,626	354	1,470	0	2,061	1,606	2,992	2,904	2,832	2,817	30,662	

REMARKS: This question was asked as part of the 1991 ISSP module on religion; see also Qs. 111D, E, 369, 870A, G, 924C, I, 1009-1035.

113. When you think about God, how likely are each of these images to come to your mind? Would you say extremely likely, somewhat likely, not too likely, or not likely at all? (HAND CARD AD. READ EACH ITEM.) (CIRCLE ONE NUMBER FOR EACH WORD)

HAND CARD AD

A. Judge

[VAR: JUDGE]

RESPONSE	PUNCH	YEAR										COL. 429	
		1972-82	1982B	1983-87	1987B	1988-91	1993	1994	1996	1998	2000	ALL	
Extremely likely	1	0	0	954	0	0	0	0	0	0	0	0	954
Somewhat likely	2	0	0	608	0	0	0	0	0	0	0	0	608
Not too likely	3	0	0	263	0	0	0	0	0	0	0	0	263
Not likely at all	4	0	0	200	0	0	0	0	0	0	0	0	200
Don't know	8	0	0	30	0	0	0	0	0	0	0	0	30
No answer	9	0	0	28	0	0	0	0	0	0	0	0	28
Not applicable	BK	13,626	354	5,459	353	5,907	1,606	2,992	2,904	2,832	2,817	38,850	

B. Redeemer

[VAR: REDEEMER]

RESPONSE	PUNCH	YEAR										COL. 430	
		1972-82	1982B	1983-87	1987B	1988-91	1993	1994	1996	1998	2000	ALL	
Extremely likely	1	0	0	1,232	0	0	0	0	0	0	0	0	1,232
Somewhat likely	2	0	0	534	0	0	0	0	0	0	0	0	534
Not too likely	3	0	0	139	0	0	0	0	0	0	0	0	139
Not likely at all	4	0	0	100	0	0	0	0	0	0	0	0	100
Don't know	8	0	0	51	0	0	0	0	0	0	0	0	51
No answer	9	0	0	27	0	0	0	0	0	0	0	0	27
Not applicable	BK	13,626	354	5,459	353	5,907	1,606	2,992	2,904	2,832	2,817	38,850	

C. Lover

[VAR: LOVER]

RESPONSE	PUNCH	YEAR										COL. 431	
		1972-82	1982B	1983-87	1987B	1988-91	1993	1994	1996	1998	2000	ALL	
Extremely likely	1	0	0	838	0	0	0	0	0	0	0	0	838
Somewhat likely	2	0	0	412	0	0	0	0	0	0	0	0	412
Not too likely	3	0	0	294	0	0	0	0	0	0	0	0	294
Not likely at all	4	0	0	441	0	0	0	0	0	0	0	0	441
Don't know	8	0	0	70	0	0	0	0	0	0	0	0	70
No answer	9	0	0	28	0	0	0	0	0	0	0	0	28
Not applicable	BK	13,626	354	5,459	353	5,907	1,606	2,992	2,904	2,832	2,817	38,850	

D. Master

[VAR: MASTER]

RESPONSE	PUNCH	YEAR										COL. 432	
		1972-82	1982B	1983-87	1987B	1988-91	1993	1994	1996	1998	2000	ALL	
Extremely likely	1	0	0	1,118	0	0	0	0	0	0	0	0	1,118
Somewhat likely	2	0	0	502	0	0	0	0	0	0	0	0	502
Not too likely	3	0	0	224	0	0	0	0	0	0	0	0	224
Not likely at all	4	0	0	173	0	0	0	0	0	0	0	0	173
Don't know	8	0	0	39	0	0	0	0	0	0	0	0	39
No answer	9	0	0	27	0	0	0	0	0	0	0	0	27
Not applicable	BK	13,626	354	5,459	353	5,907	1,606	2,992	2,904	2,832	2,817	38,850	

E. Mother

[VAR: MOTHER]

RESPONSE	PUNCH	YEAR										COL. 433	
		1972-82	1982B	1983-87	1987B	1988-91	1993	1994	1996	1998	2000	ALL	
Extremely likely	1	0	0	494	0	0	0	0	0	0	0	0	494
Somewhat likely	2	0	0	481	0	0	0	0	0	0	0	0	481
Not too likely	3	0	0	459	0	0	0	0	0	0	0	0	459
Not likely at all	4	0	0	553	0	0	0	0	0	0	0	0	553
Don't know	8	0	0	66	0	0	0	0	0	0	0	0	66
No answer	9	0	0	30	0	0	0	0	0	0	0	0	30
Not applicable	BK	13,626	354	5,459	353	5,907	1,606	2,992	2,904	2,832	2,817	38,850	

F. Creator

[VAR: CREATOR]

RESPONSE	PUNCH	YEAR										COL. 434	
		1972-82	1982B	1983-87	1987B	1988-91	1993	1994	1996	1998	2000	ALL	
Extremely likely	1	0	0	1,650	0	0	0	0	0	0	0	0	1,650
Somewhat likely	2	0	0	279	0	0	0	0	0	0	0	0	279
Not too likely	3	0	0	47	0	0	0	0	0	0	0	0	47
Not likely at all	4	0	0	50	0	0	0	0	0	0	0	0	50
Don't know	8	0	0	28	0	0	0	0	0	0	0	0	28
No answer	9	0	0	29	0	0	0	0	0	0	0	0	29
Not applicable	BK	13,626	354	5,459	353	5,907	1,606	2,992	2,904	2,832	2,817	38,850	

G. Father

[VAR: FATHER]

RESPONSE	PUNCH	YEAR										COL. 435	
		1972-82	1982B	1983-87	1987B	1988-91	1993	1994	1996	1998	2000	ALL	
Extremely likely	1	0	0	1,258	0	0	0	0	0	0	0	0	1,258
Somewhat likely	2	0	0	489	0	0	0	0	0	0	0	0	489
Not too likely	3	0	0	129	0	0	0	0	0	0	0	0	129
Not likely at all	4	0	0	144	0	0	0	0	0	0	0	0	144
Don't know	8	0	0	33	0	0	0	0	0	0	0	0	33
No answer	9	0	0	30	0	0	0	0	0	0	0	0	30
Not applicable	BK	13,626	354	5,459	353	5,907	1,606	2,992	2,904	2,832	2,817	38,850	

H. Spouse

[VAR: SPOUSE]

RESPONSE	PUNCH	YEAR										COL. 436	
		1972-82	1982B	1983-87	1987B	1988-91	1993	1994	1996	1998	2000	ALL	
Extremely likely	1	0	0	329	0	0	0	0	0	0	0	0	329
Somewhat likely	2	0	0	339	0	0	0	0	0	0	0	0	339
Not too likely	3	0	0	524	0	0	0	0	0	0	0	0	524
Not likely at all	4	0	0	792	0	0	0	0	0	0	0	0	792
Don't know	8	0	0	66	0	0	0	0	0	0	0	0	66
No answer	9	0	0	33	0	0	0	0	0	0	0	0	33
Not applicable	BK	13,626	354	5,459	353	5,907	1,606	2,992	2,904	2,832	2,817	38,850	

I. Friend

[VAR: FRIEND]

RESPONSE	PUNCH	YEAR										COL. 437	
		1972-82	1982B	1983-87	1987B	1988-91	1993	1994	1996	1998	2000	ALL	
Extremely likely	1	0	0	1,257	0	0	0	0	0	0	0	0	1,257
Somewhat likely	2	0	0	535	0	0	0	0	0	0	0	0	535
Not too likely	3	0	0	120	0	0	0	0	0	0	0	0	120
Not likely at all	4	0	0	115	0	0	0	0	0	0	0	0	115
Don't know	8	0	0	27	0	0	0	0	0	0	0	0	27
No answer	9	0	0	29	0	0	0	0	0	0	0	0	29
Not applicable	BK	13,626	354	5,459	353	5,907	1,606	2,992	2,904	2,832	2,817	38,850	

J. King

[VAR: KING]

RESPONSE	PUNCH	YEAR										COL. 438	
		1972-82	1982B	1983-87	1987B	1988-91	1993	1994	1996	1998	2000	ALL	
Extremely likely	1	0	0	1,049	0	0	0	0	0	0	0	0	1,049
Somewhat likely	2	0	0	419	0	0	0	0	0	0	0	0	419
Not too likely	3	0	0	278	0	0	0	0	0	0	0	0	278
Not likely at all	4	0	0	266	0	0	0	0	0	0	0	0	266
Don't know	8	0	0	43	0	0	0	0	0	0	0	0	43
No answer	9	0	0	28	0	0	0	0	0	0	0	0	28
Not applicable	BK	13,626	354	5,459	353	5,907	1,606	2,992	2,904	2,832	2,817	38,850	

K. Liberator

[VAR: LIBERATR]

RESPONSE	PUNCH	YEAR										COL. 439	
		1972-82	1982B	1983-87	1987B	1988-91	1993	1994	1996	1998	2000	ALL	
Extremely likely	1	0	0	868	0	0	0	0	0	0	0	0	868
Somewhat likely	2	0	0	584	0	0	0	0	0	0	0	0	584
Not too likely	3	0	0	282	0	0	0	0	0	0	0	0	282
Not likely at all	4	0	0	241	0	0	0	0	0	0	0	0	241
Don't know	8	0	0	78	0	0	0	0	0	0	0	0	78
No answer	9	0	0	30	0	0	0	0	0	0	0	0	30
Not applicable	BK	13,626	354	5,459	353	5,907	1,606	2,992	2,904	2,832	2,817	38,850	

L. Healer

[VAR: HEALER]

RESPONSE	PUNCH	YEAR										COL. 440	
		1972-82	1982B	1983-87	1987B	1988-91	1993	1994	1996	1998	2000	ALL	
Extremely likely	1	0	0	1,407	0	0	0	0	0	0	0	0	1,407
Somewhat likely	2	0	0	423	0	0	0	0	0	0	0	0	423
Not too likely	3	0	0	92	0	0	0	0	0	0	0	0	92
Not likely at all	4	0	0	98	0	0	0	0	0	0	0	0	98
Don't know	8	0	0	35	0	0	0	0	0	0	0	0	35
No answer	9	0	0	28	0	0	0	0	0	0	0	0	28
Not applicable	BK	13,626	354	5,459	353	5,907	1,606	2,992	2,904	2,832	2,817	38,850	

REMARKS: CARD AD contained responses for punches 1-4. See Appendix T, GSS Methodological Report No. 30. See Appendix P.

114. There are many different ways of picturing God. We'd like to know the kinds of images you are most likely to associate with God.

Here is a card with sets of contrasting images. On a scale of 1-7 where would you place your image of God between the two contrasting images? (HAND CARD AE)

The first set of contrasting images shows Mother at 1 on the scale and Father at 7. If you imagine God as a Mother you would place yourself at 1. If you imagine God as a Father, you would place yourself at 7. If you imagine God as somewhere between Mother and Father, you would place yourself at 2, 3, 4, 5, or 6. (REPEAT EXAMPLE AS NECESSARY FOR EACH ITEM A-F, SUBSTITUTING IMAGES A-F FOR "MOTHER" AND "FATHER".)

Where would you place your image of God on the scale for . . . READ EACH SET OF IMAGES AND CIRCLE ONE CODE FOR EACH.

HAND
CARD AE

A.	Mother											Father
	1	2	3	4	5	6	7					

[VAR: MAPA]

RESPONSE	PUNCH	YEAR										COL. 441 ALL
		1972-82	1982B	1983-87	1987B	1988-91	1993	1994	1996	1998	2000	
1 - Mother	1	0	0	183	25	136	33	48	36	42	0	503
2	2	0	0	65	4	76	12	28	14	16	0	215
3	3	0	0	95	7	104	29	33	22	30	0	320
4	4	0	0	1,311	100	1,183	251	504	231	354	0	3,934
5	5	0	0	446	17	381	85	158	93	119	0	1,299
6	6	0	0	453	23	404	104	174	82	139	0	1,379
7 - Father	7	0	0	2,630	161	2,150	506	940	467	681	0	7,535
Don't know	8	0	0	40	7	40	6	20	11	14	0	138
No answer	9	0	0	236	9	300	54	72	35	50	0	756
Not applicable	BK	13,626	354	2,083	0	1,133	526	1,015	1,913	1,387	2,817	24,854

B.	Master											Spouse
	1	2	3	4	5	6	7					

[VAR: MASTERSP]

RESPONSE	PUNCH	YEAR										COL. 442 ALL
		1972-82	1982B	1983-87	1987B	1988-91	1993	1994	1996	1998	2000	
1 - Master	1	0	0	2,683	222	2,055	489	950	456	612	0	7,467
2	2	0	0	519	23	530	110	206	95	180	0	1,663
3	3	0	0	401	16	379	98	148	87	116	0	1,245
4	4	0	0	1,021	56	988	200	369	213	313	0	3,160
5	5	0	0	179	5	171	35	64	30	37	0	521
6	6	0	0	120	4	104	25	42	17	34	0	346
7 - Spouse	7	0	0	211	11	137	52	78	39	64	0	592
Don't know	8	0	0	64	6	52	8	35	14	25	0	204
No answer	9	0	0	261	10	358	63	85	40	64	0	881
Not applicable	BK	13,626	354	2,083	0	1,133	526	1,015	1,913	1,387	2,817	24,854

C.	Judge	 Lover
<u>1</u> <u>2</u> <u>3</u> <u>4</u> <u>5</u> <u>6</u> <u>7</u>		

[VAR: JUDGELUV]

RESPONSE	PUNCH	YEAR										COL. 443
		1972-82	1982B	1983-87	1987B	1988-91	1993	1994	1996	1998	2000	ALL
1 - Judge	1	0	0	2,123	159	1,625	396	737	351	482	0	5,873
2	2	0	0	485	22	454	103	197	85	135	0	1,481
3	3	0	0	400	16	373	76	137	77	108	0	1,187
4	4	0	0	1,268	78	1,229	250	485	268	420	0	3,998
5	5	0	0	224	11	188	54	77	32	56	0	642
6	6	0	0	174	5	163	46	61	31	59	0	539
7 - Lover	7	0	0	482	47	329	87	172	95	106	0	1,318
Don't know	8	0	0	49	5	48	9	31	12	22	0	176
No answer	9	0	0	254	10	365	59	80	40	57	0	865
Not applicable	BK	13,626	354	2,083	0	1,133	526	1,015	1,913	1,387	2,817	24,854

D.	Friend	 King
<u>1</u> <u>2</u> <u>3</u> <u>4</u> <u>5</u> <u>6</u> <u>7</u>		

[VAR: FRNDKING]

RESPONSE	PUNCH	YEAR										COL. 444
		1972-82	1982B	1983-87	1987B	1988-91	1993	1994	1996	1998	2000	ALL
1 - Friend	1	0	0	1,630	117	1,227	278	525	269	322	0	4,368
2	2	0	0	374	8	346	79	110	50	75	0	1,042
3	3	0	0	263	8	222	59	81	48	70	0	751
4	4	0	0	1,455	89	1,305	309	585	304	430	0	4,477
5	5	0	0	245	15	242	44	94	66	87	0	793
6	6	0	0	223	12	179	45	76	41	79	0	655
7 - King	7	0	0	1,010	92	870	212	415	171	317	0	3,087
Don't know	8	0	0	39	4	36	3	22	6	15	0	125
No answer	9	0	0	220	8	347	51	69	36	50	0	781
Not applicable	BK	13,626	354	2,083	0	1,133	526	1,015	1,913	1,387	2,817	24,854

E.	Creator	 Healer
<u>1</u> <u>2</u> <u>3</u> <u>4</u> <u>5</u> <u>6</u> <u>7</u>		

[VAR: CRTRHEAL]

RESPONSE	PUNCH	YEAR										COL. 445
		1972-82	1982B	1983-87	1987B	1988-91	1993	1994	1996	1998	2000	ALL
1 - Creator	1	0	0	1,176	0	0	0	0	0	0	0	1,176
2	2	0	0	191	0	0	0	0	0	0	0	191
3	3	0	0	142	0	0	0	0	0	0	0	142
4	4	0	0	1,761	0	0	0	0	0	0	0	1,761
5	5	0	0	106	0	0	0	0	0	0	0	106
6	6	0	0	118	0	0	0	0	0	0	0	118
7 - Healer	7	0	0	330	0	0	0	0	0	0	0	330
Don't know	8	0	0	24	0	0	0	0	0	0	0	24
No answer	9	0	0	145	0	0	0	0	0	0	0	145
Not applicable	BK	13,626	354	3,549	353	5,907	1,606	2,992	2,904	2,832	2,817	36,940

IF PROTESTANT:

A. What specific denomination is that, if any? (PROBE FOR EXACT DENOMINATION)

[VAR: DENOM16]

RESPONSE	PUNCH	YEAR										COL. 452-453
		1972-82	1982B	1983-87	1987B	1988-91	1993	1994	1996	1998	2000	ALL
BAPTIST												
American Baptist Association	10	0	0	91	7	130	21	61	64	42	44	460
American Baptist Churches in the U.S.A. . .	11	0	0	53	11	36	12	21	27	14	21	195
National Baptist Convention of America . .	12	0	0	32	15	32	7	11	13	7	10	127
National Baptist Convention, U.S.A., Inc. .	13	0	0	20	11	14	4	15	7	17	16	104
Southern Baptist Convention	14	0	0	581	66	591	171	334	288	271	305	2,607
Other Baptist Churches . .	15	0	0	195	11	97	24	56	52	64	59	558
Baptist, Don't know which	18	2,795	226	750	106	399	93	208	215	220	190	5,202
METHODIST												
African Methodist Episcopal Church	20	0	0	44	18	35	7	16	19	19	20	178
African Methodist Episcopal Zion Church . .	21	0	0	3	2	15	8	7	11	12	11	69
United Methodist Church .	22	0	0	489	10	471	115	213	227	210	202	1,937
Other Methodist Churches .	23	0	0	70	3	35	11	26	16	11	11	183
Methodist, Don't know which	28	1,737	48	336	9	140	44	57	65	65	54	2,555
LUTHERAN												
American Lutheran Church	30	0	0	129	1	119	26	56	61	44	35	471
Lutheran Church in America	31	0	0	22	0	43	14	13	15	13	16	136
Lutheran Church--Missouri Synod	32	0	0	107	0	106	40	60	45	51	46	455
Wisconsin Evangelical Lutheran Synod	33	0	0	12	0	20	5	10	11	14	8	80
Other Lutheran Churches	34	0	0	26	0	29	11	24	14	28	21	153
Evangelical Lutheran Lutheran, Don't know which	35	0	0	0	0	24	5	21	19	16	12	97
38	1,010	1	237	0	88	15	36	28	13	21	1,449	
PRESBYTERIAN												
Presbyterian Church in the United States . . .	40	0	0	53	3	63	18	42	35	31	29	274
United Presbyterian Church in the U.S.A. . . .	41	0	0	92	0	90	26	42	27	35	26	338
Other Presbyterian Churches	42	0	0	26	0	22	16	14	21	22	20	141
Presbyterian Church (U.S.A)	43	0	0	0	0	26	11	13	14	9	15	88
Presbyterian, Don't know which	48	620	9	168	0	93	15	28	23	27	15	998
EPISCOPAL CHURCH	50	294	6	166	5	124	41	68	73	68	47	892
OTHER (SPECIFY)	60	1,298	16	994	40	740	237	309	271	251	272	4,428
NO DENOMINATION												
GIVEN OR NON-												
DENOMINATIONAL CHURCH . .	70	224	2	134	3	168	37	69	60	39	70	806
Don't know	98	1	0	3	0	0	0	2	2	3	3	14
No answer	99	42	2	77	5	26	15	21	16	48	25	277
Not applicable (punches 2-5,8,BK in Col. 451) . .	BK	5,605	44	2,632	27	2,131	557	1,139	1,165	1,168	1,193	15,661

REMARKS: Q. 115, Col. 451, punch 5 (Other, SPECIFY), is available from NORC. Q. 115A, Col. 452-453 punch 60 (N = 4156), recoded into Cols. 454-456 [OTH16]. If planning to perform trend analysis with this variable, please consult GSS Methodological Report No. 56. See Appendix K: Protestant Denominations. See Appendix N for changes across surveys. If planning to perform trend analysis with this variable, please consult Methodological Report No. 56.

IF JE WISH:

115B. Were you Orthodox, Conservative, Reform, or none of these? (PROBE FOR EXACT DENOMINATION)

[VAR: JEW16]

RESPONSE	PUNCH	YEAR										COL. 457
		1972-82	1982B	1983-87	1987B	1988-91	1993	1994	1996	1998	2000	ALL
Orthodox	1	0	0	0	0	23	3	4	8	8	2	48
Conservative	2	0	0	0	0	47	11	22	25	22	19	146
Reform	3	0	0	0	0	36	13	20	29	17	20	135
None of these	4	0	0	0	0	10	7	8	6	3	11	45
Don't know	8	0	0	0	0	0	0	0	0	1	0	1
No answer	9	0	0	0	0	19	1	8	0	29	26	83
Not applicable	BK	13,626	354	7,542	353	5,772	1,571	2,930	2,836	2,752	2,739	40,475

115C. Fundamentalism/Liberalism of Religion Respondent Raised In

[VAR: FUND16]

RESPONSE	PUNCH	YEAR										COL. 458
		1972-82	1982B	1983-87	1987B	1988-91	1993	1994	1996	1998	2000	ALL
Fundamentalist	1	3,598	241	2,543	254	1,921	559	973	903	890	898	12,780
Moderate	2	6,454	89	3,180	60	2,411	609	1,251	1,165	1,111	1,132	17,462
Liberal	3	1,756	20	1,624	30	1,417	389	662	721	687	660	7,966
No answer	9	205	4	195	9	158	49	106	115	144	127	1,112
Not applicable	BK	1,613	0	0	0	0	0	0	0	0	0	1,613

REMARKS: See Appendix T, GSS Methodological Report No. 43. If planning to perform trend analysis with this variable, please consult GSS Methodological Report No. 56.

IF R CURRENTLY MARRIED, ASK Q'S 116 AND 117 (OTHERS, SKIP TO Q. 118)

116. What is your (SPOUSE'S) religious preference? Is it Protestant, Catholic, Jewish, some other religion, or no religion?

[VAR: SPREL]

RESPONSE	PUNCH	YEAR										COL. 459
		1972-82	1982B	1983-87	1987B	1988-91	1993	1994	1996	1998	2000	ALL
Protestant .(ASK A)	1	5,086	116	2,738	98	1,972	536	468	0	0	0	11,014
Catholic	2	1,981	15	1,106	8	816	198	188	0	0	0	4,312
Jewish	3	180	0	103	1	57	23	9	0	0	0	373
None	4	415	6	237	3	226	70	67	0	0	0	1,024
Other (SPECIFY RELIGION AND/OR CHURCH AND DENOMINATION) [SEE REMARKS below]	5	88	1	74	4	80	23	28	0	0	0	298
Don't know	8	15	0	3	0	2	1	1	0	0	0	22
No answer	9	30	1	31	1	13	8	18	0	0	0	102
Not applicable (Not currently married)	BK	5,831	215	3,250	238	2,741	747	2,213	2,904	2,832	2,817	23,788

IF PROTESTANT:

A. What specific denomination is that, if any? (PROBE FOR EXACT DENOMINATION)

[VAR: SPDEN]

RESPONSE	PUNCH	YEAR									COL. 460-461	
		1972-82	1982B	1983-87	1987B	1988-91	1993	1994	1996	1998	2000	ALL
BAPTIST												
American Baptist Association	10	0	0	44	1	45	12	14	0	0	0	116
American Baptist Churches in the U.S.A . .	11	0	0	24	1	13	6	2	0	0	0	46
National Baptist Convention of America . .	12	0	0	12	8	12	2	1	0	0	0	35
National Baptist Convention, U.S.A., Inc. .	13	0	0	8	3	6	2	3	0	0	0	22
Southern Baptist Convention	14	0	0	296	17	298	70	68	0	0	0	749
Other Baptist Churches . .	15	0	0	110	5	66	14	16	0	0	0	211
Baptist, Don't know which	18	1,570	69	314	23	147	49	38	0	0	0	2,210
METHODIST												
African Methodist Episcopal Church	20	0	0	11	4	8	4	5	0	0	0	32
African Methodist Episcopal Zion Church . .	21	0	0	4	3	5	3	0	0	0	0	15
United Methodist Church	22	0	0	276	0	243	70	55	0	0	0	644
Other Methodist Churches	23	0	0	21	0	11	2	5	0	0	0	39
Methodist, Don't know which	28	971	25	144	2	20	16	17	0	0	0	1,195
LUTHERAN												
American Lutheran Church	30	0	0	84	1	60	11	17	0	0	0	173
Lutheran Church in America	31	0	0	22	1	23	7	6	0	0	0	59
Lutheran Church--Missouri Synod	32	0	0	73	0	44	24	12	0	0	0	153
Wisconsin Evangelical Lutheran Synod	33	0	0	4	0	10	2	2	0	0	0	18
Other Lutheran Churches .	34	0	0	15	0	12	4	3	0	0	0	34
Evangelical Lutheran Lutheran, Don't know which	35	0	0	0	0	31	10	8	0	0	0	49
38	650	1	145	0	43	9	9	0	0	0	0	857
PRESBYTERIAN												
Presbyterian Church in the United States . . .	40	0	0	44	0	35	12	6	0	0	0	97
United Presbyterian Church in the U.S.A . . .	41	0	0	63	0	50	6	15	0	0	0	134
Other Presbyterian Churches	42	0	0	15	0	14	5	4	0	0	0	38
Presbyterian Church (U.S.A.)	43	0	0	0	0	21	3	9	0	0	0	33
Presbyterian, Don't know which	48	406	2	91	1	28	5	2	0	0	0	535
EPISCOPAL CHURCH	50	204	2	97	1	72	18	22	0	0	0	416
OTHER (SPECIFY)	60	990	16	654	25	493	123	87	0	0	0	2,388
NO DENOMINATION GIVEN OR NON-DENOMINATIONAL CHURCH . .												
70	275	1	163	0	157	46	34	0	0	0	0	676
Don't know	98	11	0	1	0	1	1	3	0	0	0	17
No answer	99	28	1	34	3	19	9	23	0	0	0	117
Not applicable (punches 2-5,8,BK in Col. 459) . . BK												
8,521	237	4,773	254	3,920	1,061	2,506	2,904	2,832	2,817	29,825		

REMARKS: Q. 116, Col. 459, punch 5 (Other, SPECIFY), is available from NORC. Q. 116A, Cols. 460-461, punch 60 (N = 2388), recoded into Cols. 462-464 [SPOTHER]. If planning to perform trend analysis with this variable, please consult GSS Methodological Report No. 56. See Appendix K: Protestant Denominations. See Appendix N for changes across surveys.

IF JE WISH:

116B. Does (s/he) consider (her/himself) Orthodox, Conservative, Reform or none of these? (PROBE FOR EXACT DENOMINATION)

[VAR: SPJEW]

RESPONSE	PUNCH	YEAR										COL. 465
		1972-82	1982B	1983-87	1987B	1988-91	1993	1994	1996	1998	2000	ALL
Orthodox	1	0	0	0	0	2	0	1	0	0	0	3
Conservative	2	0	0	0	0	22	5	1	0	0	0	28
Reform	3	0	0	0	0	25	12	4	0	0	0	41
None of these	4	0	0	0	0	7	5	1	0	0	0	13
Don't know	8	0	0	0	0	1	0	0	0	0	0	1
No answer	9	0	0	0	0	16	1	19	0	0	0	36
Not applicable	BK	13,626	354	7,542	353	5,834	1,583	2,966	2,904	2,832	2,817	40,811

116.C. Fundamentalism/Liberalism of Religion of Spouse

[VAR: SPFUND]

RESPONSE	PUNCH	YEAR										COL. 466
		1972-82	1982B	1983-87	1987B	1988-91	1993	1994	1996	1998	2000	ALL
Fundamentalist	1	2,201	82	1,375	77	1,000	265	224	0	0	0	5,224
Moderate	2	4,029	43	1,793	21	1,277	330	287	0	0	0	7,780
Liberal	3	1,371	11	995	10	772	224	212	0	0	0	3,595
No answer, excluded	9	194	3	129	7	117	40	56	0	0	0	546
Not applicable	BK	5,831	215	3,250	238	2,741	747	2,213	2,904	2,832	2,817	23,788

REMARKS: See Appendix T, GSS Methodological Report No. 43. If planning to perform trend analysis with this variable, please consult GSS Methodological Report No. 56.

117. In what religion was your (husband/wife) raised?

[VAR: SPREL16]

RESPONSE	PUNCH	YEAR										COL. 467
		1972-82	1982B	1983-87	1987B	1988-91	1993	1994	1996	1998	2000	ALL
Protestant (ASK A)	1	5,191	118	2,687	100	1,974	539	444	0	0	0	11,053
Catholic	2	2,036	18	1,199	10	895	227	218	0	0	0	4,603
Jewish	3	179	0	109	1	57	19	7	0	0	0	372
None	4	216	1	164	1	148	41	39	0	0	0	610
Other (SPECIFY RELI- GION AND/OR CHURCH AND DENOMINATION) [See REMARKS]	5	77	0	66	1	70	20	41	0	0	0	275
Don't know	8	60	0	20	0	4	3	7	0	0	0	94
No answer	9	36	2	47	2	18	10	23	0	0	0	138
Not applicable (Not currently married)	BK	5,831	215	3,250	238	2,741	747	2,213	2,904	2,832	2,817	23,788

IF PROTESTANT:

A. What specific denomination is that, if any? (PROBE FOR EXACT DENOMINATION)

[VAR: SPDEN16]

RESPONSE	PUNCH	YEAR									COL. 468-469	
		1972-82	1982B	1983-87	1987B	1988-91	1993	1994	1996	1998	2000	ALL
BAPTIST												
American Baptist Association	10	0	0	49	2	57	15	16	0	0	0	139
American Baptist Churches in the U.S.A. . .	11	0	0	25	3	11	6	2	0	0	0	47
National Baptist Convention of America . .	12	0	0	13	8	12	3	1	0	0	0	37
National Baptist Convention, U.S.A., Inc.	13	0	0	9	3	5	3	2	0	0	0	22
Southern Baptist Convention	14	0	0	316	18	307	84	78	0	0	0	803
Other Baptist Churches . .	15	0	0	99	3	44	8	15	0	0	0	169
Baptist, Don't know which	18	1,715	80	370	32	175	61	55	0	0	0	2,488
METHODIST												
African Methodist Episcopal Church	20	0	0	14	3	15	3	7	0	0	0	42
African Methodist Episcopal Zion Church . .	21	0	0	3	1	6	3	0	0	0	0	13
United Methodist Church	22	0	0	269	1	246	69	59	0	0	0	644
Other Methodist Churches	23	0	0	32	0	16	1	3	0	0	0	52
Methodist, Don't know which	28	1,090	21	202	2	69	21	15	0	0	0	1,420
LUTHERAN												
American Lutheran Church	30	0	0	76	0	77	17	20	0	0	0	190
Lutheran Church in America	31	0	0	14	0	16	5	3	0	0	0	38
Lutheran Church--Missouri Synod	32	0	0	60	0	39	15	12	0	0	0	126
Wisconsin Evangelical Lutheran Synod	33	0	0	4	0	10	2	3	0	0	0	19
Other Lutheran Churches .	34	0	0	19	1	19	6	4	0	0	0	49
Evangelical Lutheran Lutheran, Don't know which	35	0	0	0	0	15	4	8	0	0	0	27
38	654	1	156	0	70	11	9	0	0	0	0	901
PRESBYTERIAN												
Presbyterian Church in the United States . . .	40	0	0	36	1	30	10	10	0	0	0	87
United Presbyterian Church in the U.S.A. . . .	41	0	0	53	0	50	11	11	0	0	0	125
Other Presbyterian Churches	42	0	0	13	0	5	5	3	0	0	0	26
Presbyterian Church (U.S.A)	43	0	0	0	0	13	2	12	0	0	0	27
Presbyterian, Don't know which	48	385	1	104	2	43	5	0	0	0	0	540
EPISCOPAL CHURCH	50	197	3	100	3	66	18	18	0	0	0	405
OTHER (SPECIFY)	60	908	12	535	17	431	110	52	0	0	0	2,065
NO DENOMINATION												
GIVEN OR NON-DENOMINATIONAL CHURCH . .	70	206	0	105	0	114	36	19	0	0	0	480
Don't know	98	27	0	9	0	6	4	2	0	0	0	48
No answer	99	31	2	50	2	29	14	28	0	0	0	156
Not applicable (punches 2-5, 8, and BK in Col. 467) . .	BK	8,413	234	4,807	251	3,911	1,054	2,525	2,904	2,832	2,817	29,748

REMARKS: Q. 117, Col. 467, punch 5 (Other, SPECIFY), is available from NORC. Q. 117A, Cols. 468-469 punch 60 (N = 2065), recoded into Cols. 470-472 [SPOTH16]. If planning to perform trend analysis with this variable, please consult GSS Methodological Report No. 56. See Appendix K: Protestant denominations. See Appendix N for changes across surveys.

IF JE WISH:

117B. Was (s/he) Orthodox, Conservative, Reform or none of these? (PROBE FOR EXACT DENOMINATION)

[VAR: SPJEW16]

RESPONSE	PUNCH	YEAR										COL. 473
		1972-82	1982B	1983-87	1987B	1988-91	1993	1994	1996	1998	2000	ALL
Orthodox	1	0	0	0	0	11	1	1	0	0	0	13
Conservative	2	0	0	0	0	23	8	4	0	0	0	35
Reform	3	0	0	0	0	18	6	2	0	0	0	26
None of these	4	0	0	0	0	3	3	1	0	0	0	7
Don't know	8	0	0	0	0	2	0	0	0	0	0	2
No answer	9	0	0	0	0	22	1	23	0	0	0	46
Not applicable	BK	13,626	354	7,542	353	5,828	1,587	2,961	2,904	2,832	2,817	40,804

117C. Fundamentalism/Liberalism of Religion Spouse Raised In

[VAR: SPFUND16]

RESPONSE	PUNCH	YEAR										COL. 474
		1972-82	1982B	1983-87	1987B	1988-91	1993	1994	1996	1998	2000	ALL
Fundamentalist	1	2,306	89	1,358	82	979	269	217	0	0	0	5,300
Moderate	2	4,138	41	1,840	19	1,326	345	308	0	0	0	8,017
Liberal	3	1,117	6	940	11	743	202	174	0	0	0	3,193
No answer, excluded	9	234	3	154	3	118	43	80	0	0	0	635
Not applicable	BK	5,831	215	3,250	238	2,741	747	2,213	2,904	2,832	2,817	23,788

REMARKS: See Appendix T, GSS Methodological Report No. 43. If planning to perform trend analysis with this variable, please consult GSS Methodological Report No. 56.

118. About how much do you contribute to your religion every year (not including school tuition)?

[VAR: TITHING]

RESPONSE	PUNCH	YEAR										COL. 475-479
		1972-82	1982B	1983-87	1987B	1988-91	1993	1994	1996	1998	2000	ALL
\$0 - 250	0-250	0	0	880	207	1,579	0	0	0	0	0	2,666
\$251 - 500	251-500	0	0	222	51	273	0	0	0	0	0	546
\$501 - 1000	501-1000	0	0	117	36	207	0	0	0	0	0	360
\$1001 - 9999	1001-9999	0	0	130	28	215	0	0	0	0	0	373
\$10,000 - 99994	99994	0	0	6	1	4	0	0	0	0	0	11
Tithes, DK amount	99995	0	0	0	0	6	0	0	0	0	0	6
Over \$99994	99996	0	0	0	1	0	0	0	0	0	0	1
Refused	99997	0	0	12	0	0	0	0	0	0	0	12
Don't know	99998	0	0	37	10	93	0	0	0	0	0	140
No answer	99999	0	0	62	19	110	0	0	0	0	0	191
Not applicable	BK	13,626	354	6,076	0	3,420	1,606	2,992	2,904	2,832	2,817	36,627

REMARKS: This variable codes exact number of dollars mentioned in columns 475-479. The numbers above are for convenience of display only.

119A. The United States Supreme Court has ruled that no state or local government may require the reading of the Lord's Prayer or Bible verses in public schools. What are your views on this--do you approve or disapprove of the court ruling?

[VAR: PRAYER]

RESPONSE	PUNCH	YEAR										COL. 480
		1972-82	1982B	1983-87	1987B	1988-91	1993	1994	1996	1998	2000	ALL
Approve	1	1,831	72	1,560	0	1,538	423	737	780	794	688	8,423
Disapprove	2	3,294	262	2,170	0	2,254	611	1,150	1,099	988	1,087	12,915
No opinion	8	142	19	118	0	146	43	85	79	85	94	811
No answer	9	12	1	15	0	8	3	5	2	4	8	58
Not applicable	BK	8,347	0	3,679	353	1,961	526	1,015	944	961	940	18,726

119B. What are your views on the reading of the Lord's Prayer or Bible verses in public schools? Do you think it should be required in all public schools, not allowed in any public schools, or that it should be up to each state or local community to decide?

[VAR: PRAYER]

RESPONSE	PUNCH	YEAR										COL. 481
		1972-82	1982B	1983-87	1987B	1988-91	1993	1994	1996	1998	2000	ALL
Required	1	224	0	0	0	0	0	0	0	0	0	224
Not allowed	2	60	0	0	0	0	0	0	0	0	0	60
Communities decide	3	420	0	0	0	0	0	0	0	0	0	420
No opinion	8	19	0	0	0	0	0	0	0	0	0	19
No answer	9	8	0	0	0	0	0	0	0	0	0	8
Not applicable	BK	12,895	354	7,542	353	5,907	1,606	2,992	2,904	2,832	2,817	40,202

119C. Which of these statements comes closest to your feelings about prayers in the public schools?

The Lord's prayer or some Bible verse should be read daily.

There should be a moment for silent prayer or meditation daily.

No prayer or other religious observances should be held in the public schools. Other (SPECIFY)

[VAR: PRAYERX]

RESPONSE	PUNCH	YEAR										COL. 482
		1972-82	1982B	1983-87	1987B	1988-91	1993	1994	1996	1998	2000	ALL
Read Prayer	1	0	0	209	0	0	0	0	0	0	0	209
Silent Prayer	2	0	0	382	0	0	0	0	0	0	0	382
No Prayer	3	0	0	126	0	0	0	0	0	0	0	126
Other (Specify)	4	0	0	11	0	0	0	0	0	0	0	11
Don't know	8	0	0	5	0	0	0	0	0	0	0	5
No answer	9	0	0	7	0	0	0	0	0	0	0	7
Not applicable	BK	13,626	354	6,802	353	5,907	1,606	2,992	2,904	2,832	2,817	40,193

REMARKS: Q.119A appeared only on Form 1 in 1974 and 1986. Q.119B and Q.119C are variants of Q.119A. See Q. 248 for discussion of the split-half sampling on this question. See Appendix P.

120A. Which of these statements comes closest to describing your feelings about the Bible? READ FIRST THREE STATEMENTS [(a)-(c)] ONLY. CIRCLE ONLY ONE CODE.

- a. The Bible is the actual word of God and is to be taken literally, word for word 1
- b. The Bible is the inspired word of God but not everything in it should be taken literally, word for word 2
- c. The Bible is an ancient book of fables, legends, history, and moral precepts recorded by men 3

HAND
CARD AF

[VAR: BIBLE]

RESPONSE	PUNCH	YEAR										COL. 483
		1972-82	1982B	1983-87	1987B	1988-91	1993	1994	1996	1998	2000	
Actual word	1	0	0	992	129	1,471	356	616	592	724	783	5,663
Inspired word	2	0	0	1,259	59	2,133	524	1,002	970	1,164	1,084	8,195
Ancient book	3	0	0	374	34	690	163	292	334	383	361	2,631
Other (Volunteered)	4	0	0	15	0	29	9	18	12	25	23	131
Don't know	8	0	0	37	7	92	22	34	40	59	71	362
No answer	9	0	0	29	3	24	6	15	12	14	9	112
Not applicable	BK	13,626	354	4,836	121	1,468	526	1,015	944	463	486	23,839

REMARKS: Card AF contained punches 1-3. Q. 120A appeared on Forms 1 and 2 in 1984 and 1987 and Form 1 in 1985. See Appendix T, GSS Methodological Report No. 30. See Appendix P.

120B. Here are four statements about the Bible, and I'd like you to tell me which is closest to your own view. READ FIRST FOUR STATEMENTS [(a)-(d)] ONLY. CIRCLE ONLY ONE CODE.

HAND
CARD AG

- a. The Bible is God's Word and all it says is true 1
- b. The Bible was written by men inspired by God, but it contains some human errors 2
- c. The Bible is a good book because it was written by wise men, but God had nothing to do with it 3
- d. The Bible was written by men who lived so long ago that it is worth very little today 4

[VAR: BIBLEY]

RESPONSE	PUNCH	YEAR										COL. 484
		1972-82	1982B	1983-87	1987B	1988-91	1993	1994	1996	1998	2000	
a. God's word	1	0	0	775	77	0	0	0	0	0	0	852
b. Inspired by God	2	0	0	808	33	0	0	0	0	0	0	841
c. Good book	3	0	0	99	4	0	0	0	0	0	0	103
d. Worth very little	4	0	0	24	2	0	0	0	0	0	0	26
Other	5	0	0	12	0	0	0	0	0	0	0	12
Don't know	8	0	0	20	2	0	0	0	0	0	0	22
No answer	9	0	0	29	3	0	0	0	0	0	0	32
Not applicable	BK	13,626	354	5,775	232	5,907	1,606	2,992	2,904	2,832	2,817	39,045

REMARKS: Card AG c contained punches 1-4. Q. 120B appeared on Form 3 in 1984 and 1987 and Form 2 in 1984. See Q. 120A. See Appendix T, GSS Methodological Report No. 30. See Appendix P.

121. People have different images of the world and human nature. We'd like to know the kinds of images you have.

Here is a card with sets of contrasting images. On a scale of 1-7 where would you place your image of the world and human nature between the two contrasting images? (HAND CARD AH)

Look at the first set of contrasting images. If you think that "The world is basically filled with evil and sin," you would place yourself at 1. If you think "There is much goodness in the world which hints at God's goodness" you would place yourself at 7. If you think things are somewhere between these two you would place yourself at 2, 3, 4, 5 or 6. (REPEAT EXAMPLE AS NECESSARY FOR EACH ITEM A-F)

HAND
CARD AH

Where would you place your image of the world on the scale for . . . ?
(READ EACH SET AND CIRCLE ONE CODE FOR EACH)

A. The world is basically filled with evil and sin.	There is much goodness in the world which hints at God's goodness.																
<table style="margin: 0 auto; border-collapse: collapse;"> <tr> <td style="border-top: 1px solid black; width: 10%;"></td> <td style="border-top: 1px solid black; width: 10%;"></td> <td style="border-top: 1px solid black; width: 10%;"></td> <td style="border-top: 1px solid black; width: 10%;"></td> <td style="border-top: 1px solid black; width: 10%;"></td> <td style="border-top: 1px solid black; width: 10%;"></td> <td style="border-top: 1px solid black; width: 10%;"></td> <td style="border-top: 1px solid black; width: 10%;"></td> </tr> <tr> <td style="text-align: center;">01</td> <td style="text-align: center;">02</td> <td style="text-align: center;">03</td> <td style="text-align: center;">04</td> <td style="text-align: center;">05</td> <td style="text-align: center;">06</td> <td style="text-align: center;">07</td> <td></td> </tr> </table>										01	02	03	04	05	06	07	
01	02	03	04	05	06	07											

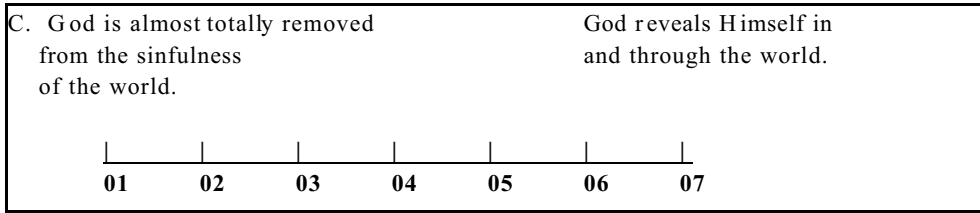
[VAR: WORLD1]

RESPONSE	PUNCH	YEAR										COL. 485 ALL
		1972-82	1982B	1983-87	1987B	1988-91	1993	1994	1996	1998	2000	
1 - World evil	1	0	0	188	55	290	0	78	107	125	71	914
2	2	0	0	87	22	172	0	61	65	92	74	573
3	3	0	0	220	39	338	0	155	179	196	135	1,262
4	4	0	0	825	83	1,336	0	418	553	687	503	4,405
5	5	0	0	704	45	1,138	0	345	467	542	465	3,706
6	6	0	0	393	26	677	0	196	298	384	327	2,301
7 - Much goodness	7	0	0	529	78	673	0	196	268	307	278	2,329
Don't know	8	0	0	7	0	12	0	1	5	7	4	36
No answer	9	0	0	47	5	138	0	20	18	29	20	277
Not applicable	BK	13,626	354	4,542	0	1,133	1,606	1,522	944	463	940	25,130

B. The good person must be deeply involved in the problems and activities of the world.	The good person must avoid contamination by the corruption of the world.																
<table style="margin: 0 auto; border-collapse: collapse;"> <tr> <td style="border-top: 1px solid black; width: 10%;"></td> <td style="border-top: 1px solid black; width: 10%;"></td> <td style="border-top: 1px solid black; width: 10%;"></td> <td style="border-top: 1px solid black; width: 10%;"></td> <td style="border-top: 1px solid black; width: 10%;"></td> <td style="border-top: 1px solid black; width: 10%;"></td> <td style="border-top: 1px solid black; width: 10%;"></td> <td style="border-top: 1px solid black; width: 10%;"></td> </tr> <tr> <td style="text-align: center;">01</td> <td style="text-align: center;">02</td> <td style="text-align: center;">03</td> <td style="text-align: center;">04</td> <td style="text-align: center;">05</td> <td style="text-align: center;">06</td> <td style="text-align: center;">07</td> <td></td> </tr> </table>										01	02	03	04	05	06	07	
01	02	03	04	05	06	07											

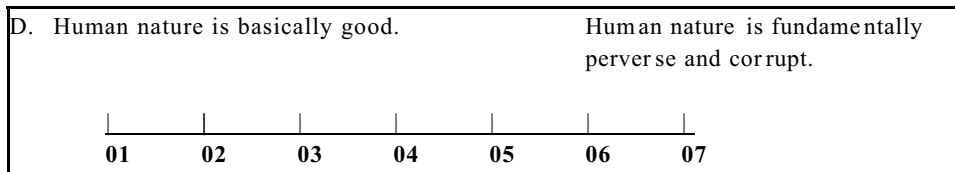
[VAR: WORLD2]

RESPONSE	PUNCH	YEAR										COL. 486 ALL
		1972-82	1982B	1983-87	1987B	1988-91	1993	1994	1996	1998	2000	
1 - Be involved	1	0	0	341	0	0	0	0	0	0	0	341
2	2	0	0	197	0	0	0	0	0	0	0	197
3	3	0	0	243	0	0	0	0	0	0	0	243
4	4	0	0	415	0	0	0	0	0	0	0	415
5	5	0	0	121	0	0	0	0	0	0	0	121
6	6	0	0	61	0	0	0	0	0	0	0	61
7 - Avoid contamination	7	0	0	127	0	0	0	0	0	0	0	127
Don't know	8	0	0	9	0	0	0	0	0	0	0	9
No answer	9	0	0	20	0	0	0	0	0	0	0	20
No applicable	BK	13,626	354	6,008	353	5,907	1,606	2,992	2,904	2,832	2,817	39,399



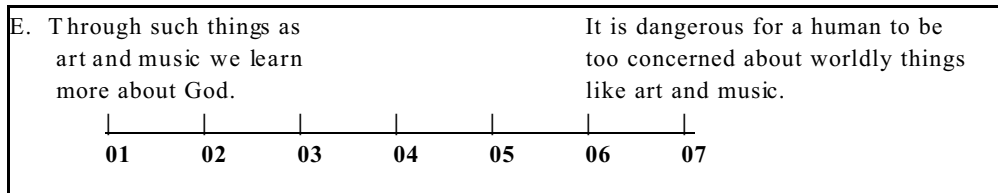
[VAR: WORLD3]

RESPONSE	PUNCH	YEAR										COL. 487	
		1972-82	1982B	1983-87	1987B	1988-91	1993	1994	1996	1998	2000	ALL	
1 - God removed	1	0	0	61	0	0	0	0	0	0	0	0	61
2	2	0	0	33	0	0	0	0	0	0	0	0	33
3	3	0	0	39	0	0	0	0	0	0	0	0	39
4	4	0	0	297	0	0	0	0	0	0	0	0	297
5	5	0	0	279	0	0	0	0	0	0	0	0	279
6	6	0	0	237	0	0	0	0	0	0	0	0	237
7 - God reveals	7	0	0	530	0	0	0	0	0	0	0	0	530
Don't know	8	0	0	23	0	0	0	0	0	0	0	0	23
No answer	9	0	0	35	0	0	0	0	0	0	0	0	35
Not applicable	BK	13,626	354	6,008	353	5,907	1,606	2,992	2,904	2,832	2,817	39,399	



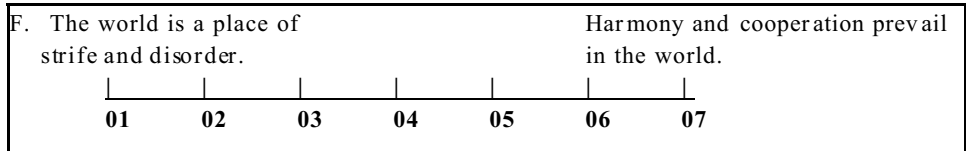
[VAR: WORLD4]

RESPONSE	PUNCH	YEAR										COL. 488
		1972-82	1982B	1983-87	1987B	1988-91	1993	1994	1996	1998	2000	ALL
1 - Basically good	1	0	0	738	72	885	0	233	168	213	0	2,309
2	2	0	0	591	39	988	0	319	182	295	0	2,414
3	3	0	0	550	38	860	0	265	199	279	0	2,191
4	4	0	0	595	98	1,165	0	388	243	368	0	2,857
5	5	0	0	186	39	332	0	122	91	123	0	893
6	6	0	0	81	15	168	0	43	35	57	0	399
7 - Perverse and corrupt	7	0	0	200	45	242	0	77	65	91	0	720
Don't know	8	0	0	6	0	10	0	4	2	5	0	27
No answer	9	0	0	53	7	124	0	19	6	14	0	223
Not applicable	BK	13,626	354	4,542	0	1,133	1,606	1,522	1,913	1,387	2,817	28,900




[VAR: WORLD5]

RESPONSE	PUNCH	YEAR										COL. 489
		1972-82	1982B	1983-87	1987B	1988-91	1993	1994	1996	1998	2000	ALL
1 - Learn about God	1	0	0	465	0	0	0	0	0	0	0	465
2	2	0	0	303	0	0	0	0	0	0	0	303
3	3	0	0	258	0	0	0	0	0	0	0	258
4	4	0	0	334	0	0	0	0	0	0	0	334
5	5	0	0	53	0	0	0	0	0	0	0	53
6	6	0	0	25	0	0	0	0	0	0	0	25
7 Worldly things	7	0	0	48	0	0	0	0	0	0	0	48
Don't know	8	0	0	18	0	0	0	0	0	0	0	18
No answer	9	0	0	30	0	0	0	0	0	0	0	30
Not applicable	BK	13,626	354	6,008	353	5,907	1,606	2,992	2,904	2,832	2,817	39,399



[VAR: WORLD6]

RESPONSE	PUNCH	YEAR										COL. 490	
		1972-82	1982B	1983-87	1987B	1988-91	1993	1994	1996	1998	2000	ALL	
1 - Strife and disorder	1	0	0	163	0	0	0	0	0	0	0	0	163
2	2	0	0	128	0	0	0	0	0	0	0	0	128
3	3	0	0	215	0	0	0	0	0	0	0	0	215
4	4	0	0	565	0	0	0	0	0	0	0	0	565
5	5	0	0	242	0	0	0	0	0	0	0	0	242
6	6	0	0	83	0	0	0	0	0	0	0	0	83
7 Harmony and cooperation	7	0	0	102	0	0	0	0	0	0	0	0	102
Don't know	8	0	0	13	0	0	0	0	0	0	0	0	13
No answer	9	0	0	23	0	0	0	0	0	0	0	0	23
Not applicable	BK	13,626	354	6,008	353	5,907	1,606	2,992	2,904	2,832	2,817	39,399	



[VAR: WORLD7]

RESPONSE	PUNCH	YEAR										COL. 491	
		1972-82	1982B	1983-87	1987B	1988-91	1993	1994	1996	1998	2000	ALL	
1 - Achievement	1	0	0	401	0	0	0	0	0	0	0	0	401
2	2	0	0	292	0	0	0	0	0	0	0	0	292
3	3	0	0	297	0	0	0	0	0	0	0	0	297
4	4	0	0	300	0	0	0	0	0	0	0	0	300
5	5	0	0	86	0	0	0	0	0	0	0	0	86
6	6	0	0	42	0	0	0	0	0	0	0	0	42
7 - Vain and foolish	7	0	0	60	0	0	0	0	0	0	0	0	60
Don't know	8	0	0	20	0	0	0	0	0	0	0	0	20
No answer	9	0	0	36	0	0	0	0	0	0	0	0	36
Not applicable	BK	13,626	354	6,008	353	5,907	1,606	2,992	2,904	2,832	2,817	39,399	

REMARKS: CARD AH contained items A-G with seven-point scales as presented above.

122. I'd like to get your feelings toward groups that are in the news these days. I will use something we call the feeling thermometer, and here is how it works:

I'll read the names of a group and I'd like you to rate that group using the feeling thermometer. Ratings between 50 degrees and 100 degrees mean that you feel favorable and warm toward the group. Ratings between 0 degrees and 50 degrees mean that you don't feel favorable toward the group and that you don't care too much for that groups.

HAND
CARD AI

If we come to a group whose name you don't recognize, you don't need to rate that group. Just tell me and we'll move on to the next one.

If you do recognize the name, but you don't feel particularly warm or cold toward the group, you would rate the group at the 50 degree mark.

Our first group is liberals. How would you rate this group using the thermometer?

A. Liberals

[VAR: LIBTEMP]

RESPONSE	PUNCH	YEAR								COL.		495-497 ALL	
		1972-82	1982B	1983-87	1987B	1988-91	1993	1994	1996	1998	2000		
0- 9°	0-9	0	0	54	0	83	0	0	0	0	0	0	137
10- 19°	10-19	0	0	46	0	65	0	0	0	0	0	0	111
20- 29°	20-29	0	0	19	0	21	0	0	0	0	0	0	40
30- 39°	30-39	0	0	92	0	155	0	0	0	0	0	0	247
40- 49°	40-49	0	0	194	0	192	0	0	0	0	0	0	386
50- 59°	50-59	0	0	300	0	732	0	0	0	0	0	0	1,032
60- 69°	60-69	0	0	299	0	350	0	0	0	0	0	0	649
70- 79°	70-79	0	0	209	0	360	0	0	0	0	0	0	569
80- 89°	80-89	0	0	92	0	164	0	0	0	0	0	0	256
90-100°	90-100	0	0	46	0	106	0	0	0	0	0	0	152
Don't know	998	0	0	99	0	223	0	0	0	0	0	0	322
No answer	999	0	0	20	0	36	0	0	0	0	0	0	56
Not applicable	BK	13,626	354	6,072	353	3,420	1,606	2,992	2,904	2,832	2,817	36,976	

B. Conservatives

[VAR: CONTEMP]

RESPONSE	PUNCH	YEAR								COL.		498-500 ALL	
		1972-82	1982B	1983-87	1987B	1988-91	1993	1994	1996	1998	2000		
0- 9°	0-9	0	0	21	0	48	0	0	0	0	0	0	69
10- 19°	10-19	0	0	32	0	52	0	0	0	0	0	0	84
20- 29°	20-29	0	0	9	0	15	0	0	0	0	0	0	24
30- 39°	30-39	0	0	66	0	113	0	0	0	0	0	0	179
40- 49°	40-49	0	0	153	0	203	0	0	0	0	0	0	356
50- 59°	50-59	0	0	246	0	647	0	0	0	0	0	0	893
60- 69°	60-69	0	0	362	0	446	0	0	0	0	0	0	808
70- 79°	70-79	0	0	253	0	393	0	0	0	0	0	0	646
80- 89°	80-89	0	0	150	0	245	0	0	0	0	0	0	395
90-100°	90-100	0	0	58	0	88	0	0	0	0	0	0	146
Don't know	998	0	0	102	0	202	0	0	0	0	0	0	304
No answer	999	0	0	18	0	35	0	0	0	0	0	0	53
Not applicable	BK	13,626	354	6,072	353	3,420	1,606	2,992	2,904	2,832	2,817	36,976	

C. Protestants

[VAR: PROTTEMP]

RESPONSE	PUNCH	YEAR									COL.	501-503
		1972-82	1982B	1983-87	1987B	1988-91	1993	1994	1996	1998	2000	ALL
0- 9°	0-9	0	0	12	0	22	0	0	0	0	0	34
10- 19°	10-19	0	0	10	0	22	0	0	0	0	0	32
20- 29°	20-29	0	0	4	0	12	0	0	0	0	0	16
30- 39°	30-39	0	0	15	0	29	0	0	0	0	0	44
40- 49°	40-49	0	0	49	0	58	0	0	0	0	0	107
50- 59°	50-59	0	0	246	0	627	0	0	0	0	0	873
60- 69°	60-69	0	0	227	0	223	0	0	0	0	0	450
70- 79°	70-79	0	0	287	0	473	0	0	0	0	0	760
80- 89°	80-89	0	0	292	0	452	0	0	0	0	0	744
90-100°	90-100	0	0	255	0	408	0	0	0	0	0	663
Don't know	998	0	0	54	0	129	0	0	0	0	0	183
No answer	999	0	0	19	0	32	0	0	0	0	0	51
Not applicable	BK	13,626	354	6,072	353	3,420	1,606	2,992	2,904	2,832	2,817	36,976

D. Catholics

[VAR: CATHTEMP]

RESPONSE	PUNCH	YEAR									COL.	504-506
		1972-82	1982B	1983-87	1987B	1988-91	1993	1994	1996	1998	2000	ALL
0- 9°	0-9	0	0	21	0	41	0	0	0	0	0	62
10- 19°	10-19	0	0	17	0	38	0	0	0	0	0	55
20- 29°	20-29	0	0	4	0	9	0	0	0	0	0	13
30- 39°	30-39	0	0	32	0	51	0	0	0	0	0	83
40- 49°	40-49	0	0	87	0	95	0	0	0	0	0	182
50- 59°	50-59	0	0	210	0	603	0	0	0	0	0	813
60- 69°	60-69	0	0	260	0	286	0	0	0	0	0	546
70- 79°	70-79	0	0	292	0	450	0	0	0	0	0	742
80- 89°	80-89	0	0	277	0	430	0	0	0	0	0	707
90-100°	90-100	0	0	210	0	334	0	0	0	0	0	544
Don't know	998	0	0	42	0	120	0	0	0	0	0	162
No answer	999	0	0	18	0	30	0	0	0	0	0	48
Not applicable	BK	13,626	354	6,072	353	3,420	1,606	2,992	2,904	2,832	2,817	36,976

E. Jews

[VAR: JEWTEMP]

RESPONSE	PUNCH	YEAR									COL.	507-509
		1972-82	1982B	1983-87	1987B	1988-91	1993	1994	1996	1998	2000	ALL
0- 9°	0-9	0	0	35	0	45	0	0	0	0	0	80
10- 19°	10-19	0	0	24	0	45	0	0	0	0	0	69
20- 29°	20-29	0	0	10	0	24	0	0	0	0	0	34
30- 39°	30-39	0	0	39	0	65	0	0	0	0	0	104
40- 49°	40-49	0	0	95	0	113	0	0	0	0	0	208
50- 59°	50-59	0	0	273	0	787	0	0	0	0	0	1,060
60- 69°	60-69	0	0	261	0	288	0	0	0	0	0	549
70- 79°	70-79	0	0	319	0	418	0	0	0	0	0	737
80- 89°	80-89	0	0	210	0	318	0	0	0	0	0	528
90-100°	90-100	0	0	120	0	191	0	0	0	0	0	311
Don't know	998	0	0	65	0	159	0	0	0	0	0	224
No answer	999	0	0	19	0	34	0	0	0	0	0	53
Not applicable	BK	13,626	354	6,072	353	3,420	1,606	2,992	2,904	2,832	2,817	36,976

REMARKS: These variables code exact degree mentioned. The collapsed numbers above are for convenience of display only. CARD AI pictures a thermometer with the following labels: 0-very cold or unfavorable feeling, 15-quite cold or unfavorable feeling, 30-fairly cold or unfavorable feeling, 40-a bit more cold or unfavorable feeling, 50-no feeling at all, 60-a bit more warm or favorable feeling, 70-fairly warm or favorable, 85-quite warm or favorable feeling, 100-very warm or favorable feeling. See Appendix N for changes across surveys. If planning to perform trend analysis with these variables, please consult GSS Methodological Report No. 56.

123A. IF CATHOLIC RESPONDENT, ASK Q.123A. OTHERS GO TO Q.123B.

As I read this statement, will you tell me whether you agree strongly, agree somewhat, disagree somewhat, or disagree strongly?

It would be a good thing if women were allowed to be ordained as priests.

[VAR: FEPRIEST]

RESPONSE	PUNCH	YEAR										COL. 510	
		1972-82	1982B	1983-87	1987B	1988-91	1993	1994	1996	1998	2000	ALL	
Agree strongly	1	0	0	88	0	0	0	0	0	0	0	0	88
Agree somewhat	2	0	0	111	0	0	0	0	0	0	0	0	111
Disagree somewhat	3	0	0	58	0	0	0	0	0	0	0	0	58
Disagree strongly	4	0	0	105	0	0	0	0	0	0	0	0	105
No opinion	8	0	0	14	0	0	0	0	0	0	0	0	14
No answer	9	0	0	6	0	0	0	0	0	0	0	0	6
Not applicable (Not Punch 2 in Col. 394)	BK	13,626	354	7,160	353	5,907	1,606	2,992	2,904	2,832	2,817	40,551	

123B. ASK NON-CATHOLICS ONLY

Do you favor or oppose women as pastors, ministers, priests, or rabbis in your own faith or denomination?

[VAR: FECLERGY]

RESPONSE	PUNCH	YEAR										COL. 511	
		1972-82	1982B	1983-87	1987B	1988-91	1993	1994	1996	1998	2000	ALL	
Favor	1	0	0	617	0	0	0	0	0	0	0	0	617
Oppose	2	0	0	356	0	0	0	0	0	0	0	0	356
No opinion	8	0	0	85	0	0	0	0	0	0	0	0	85
No answer	9	0	0	33	0	0	0	0	0	0	0	0	33
Not applicable (Punch 2 in Col. 394)	BK	13,626	354	6,451	353	5,907	1,606	2,992	2,904	2,832	2,817	39,842	

124. Using the school grading system of A,B,C,D, and F for Fail, how do you rate your church or religious group in meeting your spiritual needs?

[VAR: RELGRADE]

RESPONSE	PUNCH	YEAR										COL. 512	
		1972-82	1982B	1983-87	1987B	1988-91	1993	1994	1996	1998	2000	ALL	
A	1	0	0	0	0	278	0	0	0	0	0	0	278
B	2	0	0	0	0	287	0	0	0	0	0	0	287
C	3	0	0	0	0	182	0	0	0	0	0	0	182
D	4	0	0	0	0	45	0	0	0	0	0	0	45
F	5	0	0	0	0	33	0	0	0	0	0	0	33
Don't belong to church or religious group	6	0	0	0	0	125	0	0	0	0	0	0	125
Don't know	8	0	0	0	0	51	0	0	0	0	0	0	51
No answer	9	0	0	0	0	5	0	0	0	0	0	0	5
Not applicable	BK	13,626	354	7,542	353	4,901	1,606	2,992	2,904	2,832	2,817	39,927	

REMARKS: In the 1972-1977 surveys, Qs. 125A, 126, 127, 128, 129, and 131 were asked of non-blacks only. On the 1978-96 surveys those questions were asked of all respondents. Q. 135 was asked of non-blacks only in 1972, 1975 and 1977 and of all in 1973 and 1977-96. See Appendix N for details.

125A. Do you think there should be laws against marriages between (Negroes/Blacks/African-Americans) and whites?

[VAR: RACMAR]

RESPONSE	PUNCH	YEAR										COL. 513
		1972-82	1982B	1983-87	1987B	1988-91	1993	1994	1996	1998	2000	ALL
Yes	1	3,618	23	1,071	32	766	178	268	209	204	172	6,541
No	2	7,098	317	3,220	306	3,027	859	1,678	1,672	1,625	1,525	21,327
Don't know	8	255	12	115	14	114	35	46	41	50	47	729
No answer	9	38	2	67	1	13	3	4	1	3	6	138
Not applicable (Black)	BK	2,617	0	3,069	0	1,987	531	996	981	950	1,067	12,198

125B. Now thinking about ten years ago, that is in 1972, did you then think there should be laws against marriages between (Negroes/Blacks) and whites?

[VAR: RACMAR10]

RESPONSE	PUNCH	YEAR										COL. 514
		1972-82	1982B	1983-87	1987B	1988-91	1993	1994	1996	1998	2000	ALL
Yes	1	542	43	0	0	0	0	0	0	0	0	585
No	2	876	285	0	0	0	0	0	0	0	0	1,161
Don't know	8	76	21	0	0	0	0	0	0	0	0	97
No answer	9	12	5	0	0	0	0	0	0	0	0	17
Not applicable	BK	12,120	0	7,542	353	5,907	1,606	2,992	2,904	2,832	2,817	39,073

REMARKS: See Appendix N for across survey changes. See Appendix T, GSS Methodological Report No. 22.

126. How strongly would you object if a member of your family wanted to bring a (Negro/Black) friend home to dinner? Would you object strongly, mildly, or not at all?

[VAR: RACDIN]

RESPONSE	PUNCH	YEAR										COL. 515
		1972-82	1982B	1983-87	1987B	1988-91	1993	1994	1996	1998	2000	ALL
Strongly	1	1,126	4	166	0	0	0	0	0	0	0	1,296
Mildly	2	1,376	22	239	0	0	0	0	0	0	0	1,637
Not at all	3	6,989	323	1,788	0	0	0	0	0	0	0	9,100
Don't know	8	160	4	21	0	0	0	0	0	0	0	185
No answer	9	31	1	10	0	0	0	0	0	0	0	42
Not applicable (Black)	BK	3,944	0	5,318	353	5,907	1,606	2,992	2,904	2,832	2,817	28,673

REMARKS: See Appendix N for across survey changes. Q. 126 appeared only on Form 1 in 1985. See Appendix P.

127. Here are some opinions other people have expressed in connection with (Negro/Black)-white relations. Which statement on the card comes closest to how you, yourself, feel?

HAND
CARD AJ

The first one is . . .

A. (Negroes/Blacks/African-Americans) shouldn't push themselves where they're not wanted.

[VAR: RACPUSH]

RESPONSE	PUNCH	YEAR										COL. 516
		1972-82	1982B	1983-87	1987B	1988-91	1993	1994	1996	1998	2000	ALL
Agree strongly	1	3,777	64	566	0	0	0	215	307	256	269	5,454
Agree slightly	2	2,785	54	681	0	0	0	405	436	476	403	5,240
Disagree slightly	3	1,616	54	478	0	0	0	376	464	426	379	3,793
Disagree strongly	4	1,220	170	435	0	0	0	458	637	610	582	4,112
No opinion	8	261	9	50	0	0	0	55	72	108	104	659
No answer	9	39	3	14	0	0	0	3	7	6	13	85
Not applicable (Black) . . . BK		3,928	0	5,318	353	5,907	1,606	1,480	981	950	1,067	21,590

B. White people have a right to keep (Negroes/Blacks/African-Americans) out of their neighborhoods if they want to, and (Negroes/Blacks/African-Americans) should respect that right.

[VAR: RACSEG]

RESPONSE	PUNCH	YEAR										COL. 517
		1972-82	1982B	1983-87	1987B	1988-91	1993	1994	1996	1998	2000	ALL
Agree strongly	1	1,279	18	431	20	290	42	102	50	0	0	2,232
Agree slightly	2	1,148	21	640	12	503	109	197	59	0	0	2,689
Disagree slightly	3	1,852	31	1,166	35	903	218	472	177	0	0	4,854
Disagree strongly	4	2,503	278	2,119	275	2,108	681	1,176	636	0	0	9,776
No opinion	8	247	4	97	10	102	23	44	27	0	0	554
No answer	9	21	2	20	1	14	2	5	2	0	0	67
Not applicable BK		6,576	0	3,069	0	1,987	531	996	1,953	2,832	2,817	20,761

REMARKS: CARD AJ contained the responses for punches 1-4. Q. 127A appeared only on Form 1 in 1985. See Appendix N for across survey changes. See Appendix P.

128. Suppose there is a community-wide vote on the general housing issue. There are two possible laws to vote on (READ CATEGORIES A & B). Which law would you vote for?

HAND
CARD AK

[VAR: RACOPEN]

RESPONSE	PUNCH	YEAR										COL. 518
		1972-82	1982B	1983-87	1987B	1988-91	1993	1994	1996	1998	2000	ALL
A. One law says that a homeowner can decide for himself whom to sell his house to, even if he prefers not to sell to (Negroes/Blacks/African-Americans)	1	4,190	0	2,760	62	1,669	314	652	281	0	0	9,928
B. The second law says that a homeowner cannot refuse to sell to someone because of their race or color	2	2,598	0	3,016	276	2,535	680	1,251	651	0	0	11,007
Neither (Vol.)	3	98	0	101	6	97	40	58	20	0	0	420
Don't know	8	111	0	98	8	91	19	36	15	0	0	378
No answer	9	21	0	33	1	29	4	14	11	0	0	113
Not applicable (Black)	BK	6,608	354	1,534	0	1,486	549	981	1,926	2,832	2,817	19,087

REMARKS: See Appendix N for across survey changes. CARD AK contained options A and B.

129. Are there any (Negroes/Blacks/African-Americans) living in this neighborhood now?

[VAR: RACLIVE]

RESPONSE	PUNCH	YEAR										COL. 519
		1972-82	1982B	1983-87	1987B	1988-91	1993	1994	1996	1998	2000	ALL
Yes (ASK A-C)	1	5,138	232	3,629	284	3,107	955	1,820	1,771	1,749	1,791	20,476
No (GO TO Q. 130)	2	6,921	111	3,622	59	2,483	562	1,014	949	887	831	17,439
Don't know (GO TO Q. 130)	8	465	9	266	9	283	79	143	158	141	150	1,703
No answer	9	17	2	25	1	34	10	15	26	55	45	230
Not applicable (Black)	BK	1,085	0	0	0	0	0	0	0	0	0	1,085

A. Are there any (Negro/Black/African-American) families living close to you?

[VAR: RACCLOS]

RESPONSE	PUNCH	YEAR										COL. 520
		1972-82	1982B	1983-87	1987B	1988-91	1993	1994	1996	1998	2000	ALL
Yes	1	3,682	201	2,822	274	2,340	699	333	0	0	0	10,351
No	2	1,418	31	1,501	72	719	235	100	0	0	0	4,076
Don't know	8	4	0	4	0	7	6	2	0	0	0	23
No answer	9	50	2	91	7	75	25	16	0	0	0	266
Not applicable (Black and punches 2,8 in Col. 519)	BK	8,472	120	3,124	0	2,766	641	2,541	2,904	2,832	2,817	26,217

B. How many blocks (or miles) away do they (the [Negro/Black/African-American] families who live closest to you) live?

[VAR: RACDIS]

RESPONSE	PUNCH	YEAR										COL. 521
		1972-82	1982B	1983-87	1987B	1988-91	1993	1994	1996	1998	2000	ALL
On this block, a few doors/houses away	1	2,181	156	1,887	205	1,579	482	252	0	0	0	6,742
1-3 blocks away, under 1/4 mile	2	1,790	50	1,141	78	984	277	125	0	0	0	4,445
4-8 blocks away, 1/4 to 1 mile	3	759	20	526	39	319	101	35	0	0	0	1,799
Over 8 blocks away, over 1 mile	4	337	1	714	21	172	65	20	0	0	0	1,330
Don't know	8	16	0	14	0	13	13	3	0	0	0	59
No answer	9	71	7	136	10	74	27	16	0	0	0	341
Not applicable	BK	8,472	120	3,124	0	2,766	641	2,541	2,904	2,832	2,817	26,217

C. Do you think this neighborhood will become all (Negro/Black/African-American) in the next few years, or will it remain integrated?

[VAR: RACINTEG]

RESPONSE	PUNCH	YEAR										COL. 522
		1972-82	1982B	1983-87	1987B	1988-91	1993	1994	1996	1998	2000	ALL
All Negro/Black	1	316	54	200	48	166	40	28	0	0	0	852
Remain integrated	2	4,532	156	3,256	225	2,808	883	395	0	0	0	12,255
Mixed, but not Black and White	3	2	0	0	0	0	0	0	0	0	0	2
Don't know	8	209	19	119	11	93	26	20	0	0	0	497
No answer	9	95	5	79	1	74	16	8	0	0	0	278
Not applicable	BK	8,472	120	3,888	68	2,766	641	2,541	2,904	2,832	2,817	27,049

REMARKS: See Appendix N for across survey changes. Note especially changes in 1987. If planning to perform trend analysis with these variables, please consult GSS Methodological Report No. 56.

130. If a Negro with the same income and education as you have, moved into your block, would it make any difference to you?

[VAR: RACOBJCT]

RESPONSE	PUNCH	YEAR										COL. 523
		1972-82	1982B	1983-87	1987B	1988-91	1993	1994	1996	1998	2000	ALL
Yes, would like it	1	17	0	0	0	0	0	0	0	0	0	17
No, would not like it	2	186	0	0	0	0	0	0	0	0	0	186
No difference	3	1,117	0	0	0	0	0	0	0	0	0	1,117
Don't know	8	29	0	0	0	0	0	0	0	0	0	29
No answer	9	3	0	0	0	0	0	0	0	0	0	3
Not applicable (Black)	BK	12,274	354	7,542	353	5,907	1,606	2,992	2,904	2,832	2,817	39,581

131. During the last few years, has anyone in your family brought a friend who was a (Negro/Black/African-American) home for dinner?

[VAR: RACHOME]

RESPONSE	PUNCH	YEAR										COL. 524
		1972-82	1982B	1983-87	1987B	1988-91	1993	1994	1996	1998	2000	ALL
Yes	1	2,044	143	1,344	175	1,180	392	730	386	0	0	6,394
No	2	6,228	200	3,094	176	2,692	673	1,255	553	0	0	14,871
Don't know	8	20	7	11	1	24	4	6	4	0	0	77
No answer	9	38	4	24	1	24	6	5	8	0	0	110
Not applicable (Black)	BK	5,296	0	3,069	0	1,987	531	996	1,953	2,832	2,817	19,481

REMARKS: See Appendix N for across survey changes.

Here are a few questions regarding race relations in our country. We'd like your opinion.

132. Do you think white students and (Negro/Black) students should go to the same schools or to separate schools?

[VAR: RACSCHOL]

RESPONSE	PUNCH	YEAR										COL. 525
		1972-82	1982B	1983-87	1987B	1988-91	1993	1994	1996	1998	2000	ALL
Same schools	1	6,541	331	2,013	0	0	0	0	0	0	0	8,885
Separate schools	2	888	10	162	0	0	0	0	0	0	0	1,060
Don't know	8	160	8	34	0	0	0	0	0	0	0	202
No answer	9	27	5	15	0	0	0	0	0	0	0	47
Not applicable	BK	6,010	0	5,318	353	5,907	1,606	2,992	2,904	2,832	2,817	30,739

REMARKS: See Appendix N for across survey changes. Q. 132 appeared only on Form 1 in 1985. See Appendix P.

133. A. Would you yourself have any objection to sending your children to a school where a few of the children are [Whites/(Negroes/Blacks/African-Americans)]?

[VAR: RACFEW]

RESPONSE	PUNCH	YEAR										COL. 526
		1972-82	1982B	1983-87	1987B	1988-91	1993	1994	1996	1998	2000	ALL
Yes (GO TO Q. 134)	1	505	20	212	0	158	47	71	29	0	0	1,042
No (ASK B)	2	7,771	329	4,343	0	4,161	1,026	1,875	951	0	0	20,456
Don't know (ASK B)	8	76	3	34	0	52	5	18	5	0	0	193
No answer	9	30	2	14	0	19	2	13	6	0	0	86
Not applicable	BK	5,244	0	2,939	353	1,517	526	1,015	1,913	2,832	2,817	19,156

B. IF NO OR DON'T KNOW TO A: Where half of the children are [Whites/(Negroes/Blacks/African-Americans)]?

[VAR: RACHAF]

RESPONSE	PUNCH	YEAR										COL. 527
		1972-82	1982B	1983-87	1987B	1988-91	1993	1994	1996	1998	2000	ALL
Yes (GO TO Q.134)	1	1,517	13	750	0	670	148	230	140	0	0	3,468
No (ASK C)	2	6,075	316	3,517	0	3,417	850	1,616	793	0	0	16,584
Don't know (ASK C)	8	230	3	99	0	117	31	45	15	0	0	540
No answer	9	55	2	25	0	28	4	15	14	0	0	143
Not applicable (Punch 1 in Col. 526)	BK	5,749	20	3,151	353	1,675	573	1,086	1,942	2,832	2,817	20,198

C. IF NO OR DON'T KNOW TO B: Where more than half of the children are [Whites/(Negroes/Blacks/African-Americans)]?

[VAR: RACMOST]

RESPONSE	PUNCH	YEAR										COL. 528
		1972-82	1982B	1983-87	1987B	1988-91	1993	1994	1996	1998	2000	ALL
Yes	1	2,520	35	1,493	0	1,325	311	571	234	0	0	6,489
No	2	3,390	275	1,949	0	1,981	513	994	516	0	0	9,618
Don't know	8	360	7	160	0	214	53	89	47	0	0	930
No answer	9	85	4	39	0	42	8	20	25	0	0	223
Not applicable (Punches 1 in Col. 526 or 1 in Col. 527)	BK	7,271	33	3,901	353	2,345	721	1,318	2,082	2,832	2,817	23,673

REMARKS: See Appendix N for across survey changes.

ASK EVERYONE:

134 A. In general, do you favor or oppose the busing of (Negro/Black/African-American) and white school children from one school district to another?

[VAR: BUSING]

RESPONSE	PUNCH	YEAR										COL. 529
		1972-82	1982B	1983-87	1987B	1988-91	1993	1994	1996	1998	2000	ALL
Favor	1	1,946	191	1,132	0	1,399	310	623	350	0	0	5,951
Oppose	2	8,302	145	3,259	0	2,737	680	1,236	576	0	0	16,935
Don't know	8	365	14	176	0	237	86	107	62	0	0	1,047
No answer	9	41	4	36	0	17	4	11	3	0	0	116
Not applicable	BK	2,972	0	2,939	353	1,517	526	1,015	1,913	2,832	2,817	16,884

134 B. Now, thinking about ten years ago, that is in 1972, did you then favor or oppose the busing of (Negro/Black) and white school children from one school district to another?

[VAR: BUSING10]

RESPONSE	PUNCH	YEAR										COL. 530
		1972-82	1982B	1983-87	1987B	1988-91	1993	1994	1996	1998	2000	ALL
Favor	1	306	176	0	0	0	0	0	0	0	0	482
Oppose	2	1,062	134	0	0	0	0	0	0	0	0	1,196
Don't know	3	132	37	0	0	0	0	0	0	0	0	169
No answer	9	6	7	0	0	0	0	0	0	0	0	13
Not applicable	BK	12,120	0	7,542	353	5,907	1,606	2,992	2,904	2,832	2,817	39,073

REMARKS: See Appendix N for changes in question wording across surveys. See Appendix T, GSS Methodological Report No. 22.

135. If your party nominated a (Negro/Black/African-American) for President, would you vote for him if he were qualified for the job?

[VAR: RACPRES]

RESPONSE	PUNCH	YEAR										COL. 531
		1972-82	1982B	1983-87	1987B	1988-91	1993	1994	1996	1998	2000	ALL
Yes	1	6,621	344	3,794	0	3,211	909	1,727	891	0	0	17,497
No	2	1,494	3	618	0	536	113	174	67	0	0	3,005
Don't know	8	407	3	170	0	174	55	65	29	0	0	903
No answer	9	33	4	21	0	25	3	11	4	0	0	101
Not applicable (Black)	BK	5,071	0	2,939	353	1,961	526	1,015	1,913	2,832	2,817	19,427

REMARKS: See Appendix N for across survey changes.

136. Do you think Negroes should have as good a chance as white people to get any kind of job, or do you think white people should have the first chance at any kind of job?

[VAR: RACJOB]

RESPONSE	PUNCH	YEAR										COL. 532
		1972-82	1982B	1983-87	1987B	1988-91	1993	1994	1996	1998	2000	ALL
As good a chance	1	1,289	0	0	0	0	0	0	0	0	0	1,289
White people first	2	43	0	0	0	0	0	0	0	0	0	43
Don't know	8	16	0	0	0	0	0	0	0	0	0	16
No answer	9	4	0	0	0	0	0	0	0	0	0	4
Not applicable (Black)	BK	12,274	354	7,542	353	5,907	1,606	2,992	2,904	2,832	2,817	39,581

ASK IN TERMS OF OPPOSITE RACE.

137. Do (Blacks/Negroes/African-Americans)/Whites attend the church that you, yourself, attend most often, or not?

[VAR: RACCHURH]

RESPONSE	PUNCH	YEAR										COL. 534
		1972-82	1982B	1983-87	1987B	1988-91	1993	1994	1996	1998	2000	ALL
Yes, attend	1	958	0	2,045	168	1,462	399	200	0	0	0	5,232
No, do not attend	2	1,548	0	3,072	161	1,814	443	224	0	0	0	7,262
No church	3	483	0	831	20	640	211	83	0	0	0	2,268
Don't know	8	4	0	8	0	4	1	1	0	0	0	18
No answer	9	7	0	52	4	28	3	3	0	0	0	97
Not applicable	BK	10,626	354	1,534	0	1,959	549	2,481	2,904	2,832	2,817	26,056

REMARKS: See Appendix N for changes in question wording across surveys. If planning to perform trend analysis with this variable, please consult GSS Methodological Report No. 56.

IF BLACK:

138. Respondent's skin color is . . .

[VAR: COLOR]

RESPONSE	PUNCH	YEAR										COL. 535
		1972-82	1982B	1983-87	1987B	1988-91	1993	1994	1996	1998	2000	ALL
Very dark brown	1	19	31	0	0	0	0	0	0	0	0	50
Dark brown	2	34	91	0	0	0	0	0	0	0	0	125
Medium brown	3	69	164	0	0	0	0	0	0	0	0	233
Light brown (light skinned)	4	26	47	0	0	0	0	0	0	0	0	73
Very light brown (very light skinned)	5	6	8	0	0	0	0	0	0	0	0	14
No answer	9	2	13	0	0	0	0	0	0	0	0	15
No applicable (Punches 1,3 Col. 110)	BK	13,470	0	7,542	353	5,907	1,606	2,992	2,904	2,832	2,817	40,423

REMARKS: Interviewer coded.

139. Which would you most like to be called, "Black", "Negro", "Colored", or "Afro- American", or does it make any difference?

[VAR: RACNAME]

RESPONSE	PUNCH	YEAR										COL. 536
		1972-82	1982B	1983-87	1987B	1988-91	1993	1994	1996	1998	2000	ALL
Black	1	77	187	0	0	0	0	0	0	0	0	264
Negro	2	6	23	0	0	0	0	0	0	0	0	29
Colored	3	5	18	0	0	0	0	0	0	0	0	23
Afro-American	4	13	16	0	0	0	0	0	0	0	0	29
Makes no difference	8	52	106	0	0	0	0	0	0	0	0	158
No answer	9	3	4	0	0	0	0	0	0	0	0	7
Not applicable (Punches 1, 3 Col. 110)	BK	13,470	0	7,542	353	5,907	1,606	2,992	2,904	2,832	2,817	40,423

140. Was the high school you attended all black, integrated--but mostly black, or integrated--but mostly white?

[VAR: RACHISCH]

RESPONSE	PUNCH	YEAR										COL. 537
		1972-82	1982B	1983-87	1987B	1988-91	1993	1994	1996	1998	2000	ALL
Respondent did not go to high school	0	13	20	0	0	0	0	0	0	0	0	33
All black	1	65	170	0	0	0	0	0	0	0	0	235
Integrated-mostly black	2	34	86	0	0	0	0	0	0	0	0	120
Integrated-mostly white	3	42	70	0	0	0	0	0	0	0	0	112
No answer	9	2	8	0	0	0	0	0	0	0	0	10
Not applicable (Punches 1,3 Col. 110)	BK	13,470	0	7,542	353	5,907	1,606	2,992	2,904	2,832	2,817	40,423

141. How many of your close friends are white?

[VAR: RACMIX]

RESPONSE	PUNCH	YEAR										COL. 538
		1972-82	1982B	1983-87	1987B	1988-91	1993	1994	1996	1998	2000	ALL
None	1	51	119	0	0	0	0	0	0	0	0	170
One or two	2	39	85	0	0	0	0	0	0	0	0	124
Three or more	3	65	149	0	0	0	0	0	0	0	0	214
No answer	9	1	1	0	0	0	0	0	0	0	0	2
Not applicable (Punches 1,3 Col. 110)	BK	13,470	0	7,542	353	5,907	1,606	2,992	2,904	2,832	2,817	40,423

142. If you could find the housing that you would want and like, would you rather live in a neighborhood that is all black; mostly black; half black, half white; or mostly white?

[VAR: RACNEIGH]

RESPONSE	PUNCH	YEAR										COL. 539
		1972-82	1982B	1983-87	1987B	1988-91	1993	1994	1996	1998	2000	ALL
All black	1	15	52	0	0	0	0	0	0	0	0	67
Mostly black	2	27	56	0	0	0	0	0	0	0	0	83
½ black - ½ white	3	91	191	0	0	0	0	0	0	0	0	282
Mostly white	4	8	18	0	0	0	0	0	0	0	0	26
Don't know	8	12	24	0	0	0	0	0	0	0	0	36
No answer	9	3	13	0	0	0	0	0	0	0	0	16
Not applicable (Punches 1,3 Col. 110)	BK	13,470	0	7,542	353	5,907	1,606	2,992	2,904	2,832	2,817	40,423

143. Have you ever stopped buying certain products because of the way the company or country which makes them has treated black people?

[VAR: RACNOBUY]

RESPONSE	PUNCH	YEAR										COL. 540
		1972-82	1982B	1983-87	1987B	1988-91	1993	1994	1996	1998	2000	ALL
Yes	1	48	87	0	0	0	0	0	0	0	0	135
No	2	107	262	0	0	0	0	0	0	0	0	369
No answer	9	1	5	0	0	0	0	0	0	0	0	6
Not applicable (Punches 1,3 Col. 110)	BK 13,470	0	7,542	353	5,907	1,606	2,992	2,904	2,832	2,817	40,423	

144. Do you feel you can trust most white people, some white people, or no white people?

[VAR: RACTRUST]

RESPONSE	PUNCH	YEAR										COL. 541
		1972-82	1982B	1983-87	1987B	1988-91	1993	1994	1996	1998	2000	ALL
Most white people	1	14	22	0	0	0	0	0	0	0	0	36
Some white people	2	127	284	0	0	0	0	0	0	0	0	411
No white people	3	14	41	0	0	0	0	0	0	0	0	55
No answer	9	1	7	0	0	0	0	0	0	0	0	8
Not applicable (Punches 1,3 Col. 110)	BK 13,470	0	7,542	353	5,907	1,606	2,992	2,904	2,832	2,817	40,423	

145. Which party, the Republican or the Democratic, do you feel will do more to help blacks in the next few years, or do you think there isn't much difference between the two?

[VAR: RACPARTY]

RESPONSE	PUNCH	YEAR										COL. 542
		1972-82	1982B	1983-87	1987B	1988-91	1993	1994	1996	1998	2000	ALL
Republican party	1	0	8	0	0	0	0	0	0	0	0	8
Democratic party	2	105	231	0	0	0	0	0	0	0	0	336
Not much difference	3	44	98	0	0	0	0	0	0	0	0	142
Don't know	8	5	12	0	0	0	0	0	0	0	0	17
No answer	9	2	5	0	0	0	0	0	0	0	0	7
Not applicable (Punches 1,3 Col. 110)	BK 13,470	0	7,542	353	5,907	1,606	2,992	2,904	2,832	2,817	40,423	

146. Do you feel that a black person who has the same education and qualifications can get as good a job as a white person? Would you say.

[VAR: RACOCC]

RESPONSE	PUNCH	YEAR										COL. 543
		1972-82	1982B	1983-87	1987B	1988-91	1993	1994	1996	1998	2000	ALL
Almost always	1	22	44	0	0	0	0	0	0	0	0	66
Sometimes, or	2	74	197	0	0	0	0	0	0	0	0	271
Almost never	3	58	107	0	0	0	0	0	0	0	0	165
Don't know	8	1	2	0	0	0	0	0	0	0	0	3
No answer	9	1	4	0	0	0	0	0	0	0	0	5
Not applicable (Punches 1,3 Col. 110)	BK 13,470	0	7,542	353	5,907	1,606	2,992	2,904	2,832	2,817	40,423	

147. If a black person has the same qualifications as a white person, do you feel that he or she can make as much money . . .

[VAR: RACINC]

RESPONSE	PUNCH	YEAR										COL. 544	
		1972-82	1982B	1983-87	1987B	1988-91	1993	1994	1996	1998	2000	ALL	
Almost always	1	20	46	0	0	0	0	0	0	0	0	0	66
Sometimes, or	2	82	196	0	0	0	0	0	0	0	0	0	278
Almost never	3	53	106	0	0	0	0	0	0	0	0	0	159
Don't know	8	0	2	0	0	0	0	0	0	0	0	0	2
No answer	9	1	4	0	0	0	0	0	0	0	0	0	5
Not applicable (Punches 1,3 Col. 110)	BK	13,470	0	7,542	353	5,907	1,606	2,992	2,904	2,832	2,817	40,423	

148 A. Do you think the opportunities for blacks to get ahead have improved in the last five years, remained about the same, or gotten worse?

[VAR: RACOPNOW]

RESPONSE	PUNCH	YEAR										COL. 545	
		1972-82	1982B	1983-87	1987B	1988-91	1993	1994	1996	1998	2000	ALL	
Improved	1	76	165	0	0	0	0	0	0	0	0	0	241
Remained about the same	2	44	117	0	0	0	0	0	0	0	0	0	161
Gotten worse	3	34	66	0	0	0	0	0	0	0	0	0	100
Don't know	8	1	3	0	0	0	0	0	0	0	0	0	4
No answer	9	1	3	0	0	0	0	0	0	0	0	0	4
Not applicable (Punches 1,3 Col. 110)	BK	13,470	0	7,542	353	5,907	1,606	2,992	2,904	2,832	2,817	40,423	

148 B. In the next five years, do you think that opportunities for blacks to get ahead will improve, remain about the same, or get worse?

[VAR: RACOPWIL]

RESPONSE	PUNCH	YEAR										COL. 546	
		1972-82	1982B	1983-87	1987B	1988-91	1993	1994	1996	1998	2000	ALL	
Improve	1	51	126	0	0	0	0	0	0	0	0	0	177
Remain about the same	2	49	119	0	0	0	0	0	0	0	0	0	168
Get worse	3	53	92	0	0	0	0	0	0	0	0	0	145
Don't know	8	2	12	0	0	0	0	0	0	0	0	0	14
No answer	9	1	5	0	0	0	0	0	0	0	0	0	6
Not applicable (Punches 1,3 Col. 110)	BK	13,470	0	7,542	353	5,907	1,606	2,992	2,904	2,832	2,817	40,423	

149 A. How important is the race relations issue to you--would you say it is one of the most important, important, not very important, or not important at all?

[VAR: RACIMP]

RESPONSE	PUNCH	YEAR										COL. 547	
		1972-82	1982B	1983-87	1987B	1988-91	1993	1994	1996	1998	2000	ALL	
One of the most important	1	0	0	76	0	0	0	0	0	0	0	0	76
Important	2	0	0	342	0	0	0	0	0	0	0	0	342
Not very important	3	0	0	286	0	0	0	0	0	0	0	0	286
Not important at all	4	0	0	86	0	0	0	0	0	0	0	0	86
Don't know	8	0	0	12	0	0	0	0	0	0	0	0	12
No answer	9	0	0	2	0	0	0	0	0	0	0	0	2
Not applicable	BK	13,626	354	6,738	353	5,907	1,606	2,992	2,904	2,832	2,817	40,129	

149 B. How much information do you have about the race relations issue. Do you have all the information you need, most of the information, some information, or very little information?

[VAR: RACINFO]

RESPONSE	PUNCH	YEAR										COL. 548
		1972-82	1982B	1983-87	1987B	1988-91	1993	1994	1996	1998	2000	ALL
All of the information 1		0	0	98	0	0	0	0	0	0	0	98
Most of the information 2		0	0	203	0	0	0	0	0	0	0	203
Some of the information 3		0	0	332	0	0	0	0	0	0	0	332
Very little information 4		0	0	158	0	0	0	0	0	0	0	158
Don't know 8		0	0	10	0	0	0	0	0	0	0	10
No answer 9		0	0	3	0	0	0	0	0	0	0	3
Not applicable BK	13,626	354	6,738	353	5,907	1,606	2,992	2,904	2,832	2,817	40,129	

149 C. How firm are you about your opinion on race relations--would you say you are very likely to change your opinion, somewhat likely to change, somewhat unlikely to change, or very unlikely to change?

[VAR: RACFIRM]

RESPONSE	PUNCH	YEAR										COL. 549
		1972-82	1982B	1983-87	1987B	1988-91	1993	1994	1996	1998	2000	ALL
Very likely to change 1		0	0	31	0	0	0	0	0	0	0	31
Somewhat likely 2		0	0	227	0	0	0	0	0	0	0	227
Somewhat unlikely 3		0	0	270	0	0	0	0	0	0	0	270
Very unlikely 4		0	0	246	0	0	0	0	0	0	0	246
Don't know 8		0	0	27	0	0	0	0	0	0	0	27
No answer 9		0	0	3	0	0	0	0	0	0	0	3
Not applicable BK	13,626	354	6,738	353	5,907	1,606	2,992	2,904	2,832	2,817	40,129	

REMARKS: Qs. 149 A,B,C appeared on Form 1 in 1983. See Appendix P. See Qs. 150, 151, 152.

150. How concerned are you personally about race relations? Are you very concerned, somewhat concerned, not very concerned, or not concerned at all?

[VAR: RACCARE]

RESPONSE	PUNCH	YEAR										COL. 550
		1972-82	1982B	1983-87	1987B	1988-91	1993	1994	1996	1998	2000	ALL
Very concerned 1		0	0	153	0	0	0	0	0	0	0	153
Somewhat concerned 2		0	0	388	0	0	0	0	0	0	0	388
Not very concerned 3		0	0	173	0	0	0	0	0	0	0	173
Not concerned at all 4		0	0	71	0	0	0	0	0	0	0	71
Don't know 8		0	0	6	0	0	0	0	0	0	0	6
No answer 9		0	0	4	0	0	0	0	0	0	0	4
Not applicable BK	13,626	354	6,747	353	5,907	1,606	2,992	2,904	2,832	2,817	40,138	

REMARKS: Q. 150 appeared on Form 2 in 1983. See Appendix P. See Qs. 149, 151, 152.

151. How often would you say that you and your friends think about race relations? Would you say that you and your friends think about race relations very often, fairly often, occasionally, or almost never?

[VAR: RACTHINK]

RESPONSE	PUNCH	YEAR										COL. 551	
		1972-82	1982B	1983-87	1987B	1988-91	1993	1994	1996	1998	2000	ALL	
Very often	1	0	0	56	0	0	0	0	0	0	0	0	56
Fairly often	2	0	0	109	0	0	0	0	0	0	0	0	109
Occasionally	3	0	0	346	0	0	0	0	0	0	0	0	346
Almost never	4	0	0	274	0	0	0	0	0	0	0	0	274
Don't know	8	0	0	4	0	0	0	0	0	0	0	0	4
No answer	9	0	0	6	0	0	0	0	0	0	0	0	6
Not applicable	BK	13,626	354	6,747	353	5,907	1,606	2,992	2,904	2,832	2,817	40,138	

REMARKS: Q. 152 appeared on Form 2 in 1983. See Appendix P. See Qs. 150, 151, 153A.

152. Have you ever . . .

A. Written a letter to a public official expressing your views on race relations?

[VAR: RACWRITE]

RESPONSE	PUNCH	YEAR										COL. 552	
		1972-82	1982B	1983-87	1987B	1988-91	1993	1994	1996	1998	2000	ALL	
Yes	1	0	0	21	0	0	0	0	0	0	0	0	21
No	2	0	0	767	0	0	0	0	0	0	0	0	767
No answer	9	0	0	7	0	0	0	0	0	0	0	0	7
Not applicable	BK	13,626	354	6,747	353	5,907	1,606	2,992	2,904	2,832	2,817	40,138	

B. Given money to an organization concerned with this issue?

[VAR: RACGIVE]

RESPONSE	PUNCH	YEAR										COL. 553	
		1972-82	1982B	1983-87	1987B	1988-91	1993	1994	1996	1998	2000	ALL	
Yes	1	0	0	70	0	0	0	0	0	0	0	0	70
No	2	0	0	718	0	0	0	0	0	0	0	0	718
No answer	9	0	0	7	0	0	0	0	0	0	0	0	7
Not applicable	BK	13,626	354	6,747	353	5,907	1,606	2,992	2,904	2,832	2,817	40,138	

C. Joined an organization concerned with race relations?

[VAR: RACJOIN]

RESPONSE	PUNCH	YEAR										COL. 554	
		1972-82	1982B	1983-87	1987B	1988-91	1993	1994	1996	1998	2000	ALL	
Yes	1	0	0	28	0	0	0	0	0	0	0	0	28
No	2	0	0	759	0	0	0	0	0	0	0	0	759
No answer	9	0	0	8	0	0	0	0	0	0	0	0	8
Not applicable	BK	13,626	354	6,747	353	5,907	1,606	2,992	2,904	2,832	2,817	40,138	

REMARKS: Q. 152A,B,C appeared on Form 2 in 1983. See Qs. 149-151.

153A. Some people say that because of past discrimination, blacks should be given preference in hiring and promotion. Others say that such preference in hiring and promotion of blacks is wrong because it discriminates against whites. What about your opinion -- are you for or against preferential hiring and promotion of blacks?

IF FAVORS:

A. Do you favor preference in hiring and promotion strongly or not strongly?

IF OPPOSES:

B. Do you oppose preference in hiring and promotion strongly or not strongly?

[VAR: AFFRMACT]

RESPONSE	PUNCH	YEAR										COL. 555
		1972-82	1982B	1983-87	1987B	1988-91	1993	1994	1996	1998	2000	ALL
Strongly favors	1	0	0	0	0	0	0	135	183	142	201	661
Not strongly favors	2	0	0	0	0	0	0	100	127	117	130	474
Not strongly opposes	3	0	0	0	0	0	0	354	485	425	480	1,744
Strongly opposes	4	0	0	0	0	0	0	789	1,026	1,024	933	3,772
Don't know	8	0	0	0	0	0	0	79	117	145	119	460
No answer	9	0	0	0	0	0	0	13	22	18	14	67
Not applicable	BK	13,626	354	7,542	353	5,907	1,606	1,522	944	961	940	33,755

153B. Do you agree strongly, agree somewhat, neither agree nor disagree, disagree somewhat, or disagree strongly with the following statement (HAND CARD TO RESPONDENT):

Irish, Italians, Jewish and many other minorities overcame prejudice and worked their way up. Blacks should do the same without special favors.

HAND CARD AL

[VAR: WRKWAYUP]

RESPONSE	PUNCH	YEAR										COL. 556
		1972-82	1982B	1983-87	1987B	1988-91	1993	1994	1996	1998	2000	ALL
Agree strongly	1	0	0	0	0	0	0	640	854	785	798	3,077
Agree somewhat	2	0	0	0	0	0	0	421	549	538	524	2,032
Neither agree nor disagree	3	0	0	0	0	0	0	147	223	226	204	800
Disagree somewhat	4	0	0	0	0	0	0	142	186	159	168	655
Disagree strongly	5	0	0	0	0	0	0	86	109	113	131	439
Don't know	8	0	0	0	0	0	0	29	33	43	39	144
No answer	9	0	0	0	0	0	0	5	6	7	13	31
Not applicable	BK	13,626	354	7,542	353	5,907	1,606	1,522	944	961	940	33,755

REMARKS: Qs. 153, 153AA, and 153AB are recoded into a single variable. Hand Card AL contained responses 1-5.

154. In the past few years, do you think conditions for black people have improved, gotten worse, or stayed about the same?

[VAR. BLKSIMP]

RESPONSE	PUNCH	YEAR										COL. 557
		1972-82	1982B	1983-87	1987B	1988-91	1993	1994	1996	1998	2000	ALL
Improved	1	0	0	0	0	0	0	776	1,128	1,167	1,168	4,239
Gotten worse	2	0	0	0	0	0	0	177	183	94	106	560
Stayed about the same	3	0	0	0	0	0	0	474	577	516	539	2,106
Don't know	8	0	0	0	0	0	0	35	67	88	60	250
No answer	9	0	0	0	0	0	0	8	5	6	4	23
Not applicable	BK	13,626	354	7,542	353	5,907	1,606	1,522	944	961	940	33,755

B. The rich get richer and the poor get poorer.

[VAR: ALIENAT2]

RESPONSE	PUNCH	YEAR										COL. 568
		1972-82	1982B	1983-87	1987B	1988-91	1993	1994	1996	1998	2000	ALL
Yes, feel	1	1,120	0	0	0	0	0	0	0	0	0	1,120
No, not feel	2	355	0	0	0	0	0	0	0	0	0	355
Don't know	8	43	0	0	0	0	0	0	0	0	0	43
No answer	9	14	0	0	0	0	0	0	0	0	0	14
Not applicable	BK	12,094	354	7,542	353	5,907	1,606	2,992	2,904	2,832	2,817	39,401

C. What you think doesn't count very much anymore.

[VAR: ALIENAT3]

RESPONSE	PUNCH	YEAR										COL. 569
		1972-82	1982B	1983-87	1987B	1988-91	1993	1994	1996	1998	2000	ALL
Yes, feel	1	836	0	0	0	0	0	0	0	0	0	836
No, not feel	2	594	0	0	0	0	0	0	0	0	0	594
Don't know	8	87	0	0	0	0	0	0	0	0	0	87
No answer	9	15	0	0	0	0	0	0	0	0	0	15
Not applicable	BK	12,094	354	7,542	353	5,907	1,606	2,992	2,904	2,832	2,817	39,401

D. You're left out of things going on around you.

[VAR: ALIENAT4]

RESPONSE	PUNCH	YEAR										COL. 570
		1972-82	1982B	1983-87	1987B	1988-91	1993	1994	1996	1998	2000	ALL
Yes, feel	1	429	0	0	0	0	0	0	0	0	0	429
No, not feel	2	1,047	0	0	0	0	0	0	0	0	0	1,047
Don't know	8	42	0	0	0	0	0	0	0	0	0	42
No answer	9	14	0	0	0	0	0	0	0	0	0	14
Not applicable	BK	12,094	354	7,542	353	5,907	1,606	2,992	2,904	2,832	2,817	39,401

E. Most people with power try to take advantage of people like yourself.

[VAR: ALIENAT5]

RESPONSE	PUNCH	YEAR										COL. 571
		1972-82	1982B	1983-87	1987B	1988-91	1993	1994	1996	1998	2000	ALL
Yes, feel	1	845	0	0	0	0	0	0	0	0	0	845
No, not feel	2	625	0	0	0	0	0	0	0	0	0	625
Don't know	8	50	0	0	0	0	0	0	0	0	0	50
No answer	9	12	0	0	0	0	0	0	0	0	0	12
Not applicable	BK	12,094	354	7,542	353	5,907	1,606	2,992	2,904	2,832	2,817	39,401

F. The people in Washington, D.C. are out of touch with the rest of the country.

[VAR: ALIENAT6]

RESPONSE	PUNCH	YEAR										COL. 572
		1972-82	1982B	1983-87	1987B	1988-91	1993	1994	1996	1998	2000	ALL
Yes, feel	1	854	0	0	0	0	0	0	0	0	0	854
No, not feel	2	573	0	0	0	0	0	0	0	0	0	573
Don't know	8	93	0	0	0	0	0	0	0	0	0	93
No answer	9	12	0	0	0	0	0	0	0	0	0	12
Not applicable	BK	12,094	354	7,542	353	5,907	1,606	2,992	2,904	2,832	2,817	39,401

REMARKS: In 1978, this question was asked immediately before Q. 165 on Form 1. For the half with Form 2 these items immediately followed Q. 165. See Q. 248 for the split-ballot form. See Appendix P.

157. Taken all together, how would you say things are these days--would you say that you are very happy, pretty happy, or not too happy?

[VAR: HAPPY]

RESPONSE	PUNCH	YEAR										COL. 573
		1972-82	1982B	1983-87	1987B	1988-91	1993	1994	1996	1998	2000	ALL
Very happy	1	4,632	68	2,352	64	1,918	506	857	877	891	8,81	13,046
Pretty happy	2	7,194	209	4,179	216	3,368	917	1,756	1,659	1,575	1,603	22,676
Not too happy	3	1,755	73	903	63	571	178	364	349	340	293	4,889
Don't know	8	1	0	1	0	0	0	1	1	2	1	7
No answer	9	44	4	107	10	50	5	14	18	24	39	315

REMARKS: In 1980 and 1987, this question was asked immediately before Q. 158 (HAPMAR) on Form 3. For Form 1 and 2 this question immediately followed Q. 157. See Q. 248 for the split-ballot forms. See Appendix T, GSS Methodological Report No. 34 and GSS Social Change Report No. 6. See Appendix P. See Q. 164. If planning to perform trend analysis with this variable, please consult GSS Methodological Report No. 56.

IF CURRENTLY MARRIED, ASK Q. 158

158. Taking things all together, how would you describe your marriage? Would you say that your marriage is very happy, pretty happy, or not too happy?

[VAR: HAPMAR]

RESPONSE	PUNCH	YEAR										COL. 574
		1972-82	1982B	1983-87	1987B	1988-91	1993	1994	1996	1998	2000	ALL
Very happy	1	5,189	69	2,664	55	1,974	527	927	854	855	789	13,903
Pretty happy	2	2,333	60	1,465	49	1,087	301	555	495	445	434	7,224
Not too happy	3	224	6	131	8	90	25	47	30	37	41	639
Don't know	8	16	1	2	0	5	3	4	4	1	6	42
No answer	9	34	3	30	3	12	3	8	7	8	9	117
Not applicable (Punches 2-5 in Col. 33)	BK	5,830	215	3,250	238	2,739	747	1,451	1,514	1,486	1,538	19,008

REMARKS: See Q. 157.

159. Would you say your own health, in general, is excellent, good, fair, or poor?

[VAR: HEALTH]

RESPONSE	PUNCH	YEAR										COL. 575
		1972-82	1982B	1983-87	1987B	1988-91	1993	1994	1996	1998	2000	ALL
Excellent	1	3,836	83	1,444	102	1,236	339	627	749	874	702	9,992
Good	2	4,999	147	1,969	155	1,759	487	931	1,187	1,345	1,103	14,082
Fair	3	2,450	87	796	70	715	178	345	388	466	394	5,889
Poor	4	792	36	246	25	197	67	91	95	136	125	1,810
Don't know	8	2	0	3	0	5	1	0	2	2	2	17
No answer	9	15	1	15	1	8	3	2	11	9	13	78
Not applicable	BK	1,532	0	3,069	0	1,987	531	996	472	0	478	9,065

160. In general, do you find life exciting, pretty routine, or dull?

[VAR: LIFE]

RESPONSE	PUNCH	YEAR										COL. 576
		1972-82	1982B	1983-87	1987B	1988-91	1993	1994	1996	1998	2000	ALL
Exciting	1	3,969	124	2,063	126	1,723	496	938	951	838	853	12,081
Routine	2	4,412	194	2,116	191	1,944	502	958	873	919	895	13,004
Dull	3	470	33	228	24	187	69	82	80	103	90	1,366
No opinion	8	43	1	24	4	23	4	12	14	16	16	157
No answer	9	97	2	42	8	43	4	6	5	6	7	220
Not applicable	BK	4,635	0	3,069	0	1,987	531	996	981	950	956	14,105

161. Would you say that most of the time people try to be helpful, or that they are mostly just looking out for themselves?

[VAR: HELPFUL]

RESPONSE	PUNCH	YEAR										COL. 577
		1972-82	1982B	1983-87	1987B	1988-91	1993	1994	1996	1998	2000	ALL
Try to be helpful	1	4,554	0	3,189	95	1,972	551	932	833	911	866	13,903
Just look out for themselves	2	3,994	0	2,512	241	1,715	431	935	940	815	851	12,434
Depends (Vol.)	3	490	0	268	11	225	60	128	138	176	166	1,662
Don't know	8	53	0	28	4	26	14	9	10	7	10	161
No answer	9	15	0	11	2	10	1	7	4	2	3	55
Not applicable	BK	4,520	354	1,534	0	1,959	549	981	979	921	921	12,718

REMARKS: If planning to perform trend analysis with this variable, please consult GSS Methodological Report No. 56.

162. Do you think most people would try to take advantage of you if they got a chance, or would they try to be fair?

[VAR: FAIR]

RESPONSE	PUNCH	YEAR										COL. 578
		1972-82	1982B	1983-87	1987B	1988-91	1993	1994	1996	1998	2000	ALL
Would take advantage of you	1	3,059	0	2,091	210	1,402	384	787	804	725	718	10,180
Would try to be fair	2	5,484	0	3,617	123	2,291	589	1,065	954	997	973	16,093
Depends (Vol.)	3	476	0	245	14	217	74	134	132	167	172	1,631
Don't know	8	75	0	40	4	31	8	16	22	19	24	239
No answer	9	12	0	15	2	7	2	9	13	3	9	72
Not applicable	BK	4,520	354	1,534	0	1,959	549	981	979	921	921	12,718

163 A. Generally speaking, would you say that most people can be trusted or that you can't be too careful in life.

[VAR: TRUST]

RESPONSE	PUNCH	YEAR										COL. 579
		1972-82	1982B	1983-87	1987B	1988-91	1993	1994	1996	1998	2000	ALL
Most people can be trusted	1	3,937	0	2,188	56	1,539	377	681	650	883	662	10,973
Can't be too careful	2	4,780	0	2,829	285	2,221	630	1,229	1,166	1,326	1,093	15,559
Other, depends (Vol.)	3	341	0	169	8	171	45	85	99	137	124	1,179
Don't know	8	36	0	12	0	10	4	7	6	7	9	91
No answer	9	12	0	15	4	7	1	9	4	5	8	65
Not applicable	BK	4,520	354	2,329	0	1,959	549	981	979	474	921	13,066

163 B. Do you think most people can be trusted?

[VAR: TRUSTY]

RESPONSE	PUNCH	YEAR										COL. 580
		1972-82	1982B	1983-87	1987B	1988-91	1993	1994	1996	1998	2000	ALL
Yes	1	0	0	443	0	0	0	0	0	0	0	443
No	2	0	0	326	0	0	0	0	0	0	0	326
Don't know	8	0	0	21	0	0	0	0	0	0	0	21
No answer	9	0	0	5	0	0	0	0	0	0	0	5
Not applicable	BK	13,626	354	6,747	353	5,907	1,606	2,992	2,904	2,832	2,817	40,138

REMARKS: Q.163A appeared only on Form 1 in 1983. See Q. 163B. See Appendix P. If planning to perform trend analysis with this variable, please consult GSS Methodological Report No. 56. Q. 163B appeared on Form 2 in 1983. It is a variant of Q. 163A.

164. For each area of life I am going to name, tell me the number that shows how much satisfaction you get from that area. READ ITEMS A-E. CIRCLE ONE CODE FOR EACH.

HAND
CARD AN

A. The city or place you live in.

[VAR: SATCITY]

RESPONSE	PUNCH	YEAR										COL. 581
		1972-82	1982B	1983-87	1987B	1988-91	1993	1994	1996	1998	2000	ALL
A very great deal	1	2,376	71	1,052	41	666	182	80	0	0	0	4,468
A great deal	2	3,343	65	1,811	107	1,191	304	161	0	0	0	6,982
Quite a bit	3	2,073	55	1,064	50	752	195	105	0	0	0	4,294
A fair amount	4	2,545	88	1,208	89	792	211	99	0	0	0	5,032
Some	5	788	39	425	26	284	84	33	0	0	0	1,679
A little	6	566	24	303	27	181	57	16	0	0	0	1,174
None	7	284	7	97	11	68	21	16	0	0	0	504
Don't know	8	22	2	16	0	3	0	0	0	0	0	43
No answer	9	16	3	32	2	11	3	1	0	0	0	68
Not applicable	BK	1,613	0	1,534	0	1,959	549	2,481	2,904	2,832	2,817	16,689

B. Your non-working activities--hobbies and so on.

[VAR: SATHOBBY]

RESPONSE	PUNCH	YEAR										COL. 582
		1972-82	1982B	1983-87	1987B	1988-91	1993	1994	1996	1998	2000	ALL
A very great deal	1	2,893	61	1,326	62	884	252	115	0	0	0	5,593
A great deal	2	3,820	86	2,033	112	1,394	345	175	0	0	0	7,965
Quite a bit	3	2,079	66	1,106	59	691	193	93	0	0	0	4,287
A fair amount	4	1,513	53	749	47	465	125	58	0	0	0	3,010
Some	5	633	28	308	28	219	63	33	0	0	0	1,312
A little	6	551	28	218	26	141	40	14	0	0	0	1,018
None	7	438	25	196	14	127	28	21	0	0	0	849
Don't know	8	61	4	38	3	17	4	0	0	0	0	127
No answer	9	25	3	34	2	10	7	2	0	0	0	83
Not applicable	BK	1,613	0	1,534	0	1,959	549	2,481	2,904	2,832	2,817	16,689

C. Your family life.

[VAR: SATFAM]

RESPONSE	PUNCH	YEAR										COL. 583
		1972-82	1982B	1983-87	1987B	1988-91	1993	1994	1996	1998	2000	ALL
A very great deal	1	5,115	131	2,414	120	1,651	432	202	0	0	0	10,065
A great deal	2	3,960	98	1,991	124	1,319	361	179	0	0	0	8,032
Quite a bit	3	1,269	55	690	40	382	99	53	0	0	0	2,588
A fair amount	4	830	28	436	34	280	78	35	0	0	0	1,721
Some	5	325	15	178	12	135	31	17	0	0	0	713
A little	6	237	11	129	11	93	26	13	0	0	0	520
None	7	204	10	109	8	70	20	10	0	0	0	431
Don't know	8	39	2	21	1	6	4	0	0	0	0	73
No answer	9	34	4	40	2	12	6	2	0	0	0	100
Not applicable	BK	1,613	0	1,534	1	1,959	549	2,481	2,904	2,832	2,817	16,690

D. Your friendships.

[VAR: SATFRND]

RESPONSE	PUNCH	YEAR										COL. 584
		1972-82	1982B	1983-87	1987B	1988-91	1993	1994	1996	1998	2000	ALL
A very great deal	1	3,629	61	1,781	82	1,227	342	158	0	0	0	7,280
A great deal	2	4,768	121	2,368	130	1,562	387	195	0	0	0	9,531
Quite a bit	3	1,812	66	929	48	569	151	87	0	0	0	3,662
A fair amount	4	1,116	66	567	47	327	108	46	0	0	0	2,277
Some	5	349	18	166	20	127	33	16	0	0	0	729
A little	6	227	10	107	18	90	27	3	0	0	0	482
None	7	74	7	40	5	31	5	5	0	0	0	167
Don't know	8	13	2	15	1	5	0	0	0	0	0	36
No answer	9	25	3	35	2	10	4	1	0	0	0	80
Not applicable	BK	1,613	0	1,534	0	1,959	549	2,481	2,904	2,832	2,817	16,689

E. Your health and physical condition.

[VAR: SATHEALT]

RESPONSE	PUNCH	YEAR										COL. 585
		1972-82	1982B	1983-87	1987B	1988-91	1993	1994	1996	1998	2000	ALL
A very great deal	1	3,347	130	1,534	88	965	240	122	0	0	0	6,426
A great deal	2	3,950	79	1,964	123	1,311	343	174	0	0	0	7,944
Quite a bit	3	1,656	44	961	44	635	197	81	0	0	0	3,618
A fair amount	4	1,766	46	881	56	622	156	72	0	0	0	3,599
Some	5	543	18	276	14	181	37	30	0	0	0	1,099
A little	6	441	25	219	19	152	52	22	0	0	0	930
None	7	270	8	122	7	65	25	8	0	0	0	505
Don't know	8	20	1	17	0	5	4	1	0	0	0	48
No answer	9	20	3	34	2	12	3	1	0	0	0	75
Not applicable	BK	1,613	0	1,534	0	1,959	549	2,481	2,904	2,832	2,817	16,689

REMARKS: CARD AN contained the seven response categories "A very great deal" to "None." On Form 1 in 1986 these questions immediately preceded Qs. 157-158 and on Form 2 immediately followed Qs. 157-158. On Form 1 in 1987 these questions immediately preceded Qs. 157-158 and on Forms 2 and 3 immediately followed Qs. 157-158. See Appendix P. If planning to perform trend analysis with SATFRND and SATCITY, please consult GSS Methodological Report No. 56.

165. I am going to name some institutions in this country. As far as the people running these institutions are concerned, would you say you have a great deal of confidence, only some confidence, or hardly any confidence at all in them? READ EACH ITEM; CODE ONE FOR EACH.

HAND
CARD AO

A. Banks and financial institutions

[VAR: CONFINAN]

RESPONSE	PUNCH	YEAR										COL. 586
		1972-82	1982B	1983-87	1987B	1988-91	1993	1994	1996	1998	2000	ALL
A great deal	1	3,074	74	1,394	96	744	158	356	476	490	551	7,413
Only some	2	4,632	204	3,175	195	2,222	598	1,218	1,080	1,068	1,024	15,416
Hardly any	3	1,095	56	817	51	873	275	403	317	306	266	4,459
Don't know	8	197	15	116	11	101	23	25	47	43	46	624
No answer	9	27	5	22	0	8	3	9	5	4	9	92
Not applicable	BK	4,601	0	2,018	0	1,959	549	981	979	921	921	12,929

B. Major companies

[VAR: CONBUS]

RESPONSE	PUNCH	YEAR										COL. 587
		1972-82	1982B	1983-87	1987B	1988-91	1993	1994	1996	1998	2000	ALL
A great deal	1	3,012	44	1,468	67	917	221	510	447	500	528	8,969
Only some	2	6,507	218	3,248	210	2,394	661	1,232	1,137	1,078	1,077	14,863
Hardly any	3	1,863	71	569	55	440	130	199	260	243	207	5,908
Don't know	8	598	18	220	20	187	43	64	80	87	77	1,141
No answer	9	33	3	19	1	10	2	6	1	3	7	111
Not applicable	BK	1,613	0	2,018	0	1,959	549	981	979	921	921	9,941

C. Organized religion

[VAR: CONCLERG]

RESPONSE	PUNCH	YEAR										COL. 588
		1972-82	1982B	1983-87	1987B	1988-91	1993	1994	1996	1998	2000	ALL
A great deal	1	4,071	121	1,544	113	881	240	486	482	512	519	8,969
Only some	2	5,483	165	2,724	159	1,884	521	1,035	984	974	934	14,863
Hardly any	3	1,930	54	1,042	66	1,044	257	436	365	358	356	5,908
Don't know	8	488	10	188	14	130	33	45	91	61	81	1,141
No answer	9	41	4	26	1	9	6	9	3	6	6	111
Not applicable	BK	1,613	0	2,018	0	1,959	549	981	979	921	921	9,941

D. Education

[VAR: CONEDUC]

RESPONSE	PUNCH	YEAR										COL. 589
		1972-82	1982B	1983-87	1987B	1988-91	1993	1994	1996	1998	2000	ALL
A great deal	1	4,292	146	1,645	146	1,153	234	499	440	511	507	9,573
Only some	2	6,081	167	3,170	175	2,277	609	1,134	1,110	1,055	1,068	16,846
Hardly any	3	1,413	29	592	28	440	192	349	350	315	294	4,002
Don't know	8	186	7	90	4	66	17	23	23	23	20	459
No answer	9	41	5	27	0	12	5	6	2	7	7	112
Not applicable	BK	1,613	0	2,018	0	1,959	549	981	979	921	921	9,941

E. Executive branch of the federal government

[VAR: CONFED]

RESPONSE	PUNCH	YEAR										COL. 590
		1972-82	1982B	1983-87	1987B	1988-91	1993	1994	1996	1998	2000	ALL
A great deal	1	2,123	34	960	45	839	124	226	194	265	249	5,059
Only some	2	6,356	175	2,897	147	2,053	556	1,034	862	909	924	15,913
Hardly any	3	3,176	128	1,485	142	911	340	701	800	671	632	8,986
Don't know	8	327	12	163	18	135	32	42	68	60	82	939
No answer	9	31	5	19	1	10	5	8	1	6	9	95
Not applicable	BK	1,613	0	2,018	0	1,959	549	981	979	921	921	9,941

F. Organized labor

[VAR: CONLABOR]

RESPONSE	PUNCH	YEAR										COL. 591
		1972-82	1982B	1983-87	1987B	1988-91	1993	1994	1996	1998	2000	ALL
A great deal	1	1,624	55	476	63	404	87	198	215	210	239	3,571
Only some	2	6,115	209	2,731	194	1,989	553	1,045	979	986	962	15,763
Hardly any	3	3,632	70	2,047	68	1,313	340	648	567	556	500	9,741
Don't know	8	604	15	247	28	232	73	111	162	155	185	1,812
No answer	9	38	5	23	0	10	4	9	2	4	10	105
Not applicable	BK	1,613	0	2,018	0	1,959	549	981	979	921	921	9,941

G. Press

[VAR: CONPRESS]

RESPONSE	PUNCH	YEAR										COL. 592
		1972-82	1982B	1983-87	1987B	1988-91	1993	1994	1996	1998	2000	ALL
A great deal	1	2,791	58	916	75	651	114	195	205	176	191	5,372
Only some	2	6,834	224	3,160	201	2,146	512	992	918	878	879	16,744
Hardly any	3	2,107	54	1,318	60	1,026	406	783	744	808	767	8,073
Don't know	8	245	13	108	16	110	21	31	54	46	48	692
No answer	9	36	5	22	1	15	4	10	4	3	11	111
Not applicable	BK	1,613	0	2,018	0	1,959	549	981	979	921	921	9,941

H. Medicine

[VAR: CONMEDIC]

RESPONSE	PUNCH	YEAR										COL. 593
		1972-82	1982B	1983-87	1987B	1988-91	1993	1994	1996	1998	2000	ALL
A great deal	1	6,197	150	2,750	174	1,877	411	831	856	844	825	14,915
Only some	2	4,774	175	2,339	149	1,744	539	962	872	864	856	13,274
Hardly any	3	862	21	345	24	267	89	196	171	167	179	2,321
Don't know	8	146	4	66	6	46	13	14	25	30	27	377
No answer	9	34	4	24	0	14	5	8	1	6	9	105
Not applicable	BK	1,613	0	2,018	0	1,959	549	981	979	921	921	9,941

I. TV

[VAR: CONTV]

RESPONSE	PUNCH	YEAR										COL. 594
		1972-82	1982B	1983-87	1987B	1988-91	1993	1994	1996	1998	2000	ALL
A great deal	1	2,094	69	717	56	554	122	190	195	196	185	4,378
Only some	2	6,699	218	3,136	218	2,218	532	996	887	936	881	16,721
Hardly any	3	2,991	52	1,553	70	1,105	388	796	799	744	788	9,286
Don't know	8	189	8	93	9	54	12	18	39	31	31	484
No answer	9	40	7	25	0	17	3	11	5	4	11	123
Not applicable	BK	1,613	0	2,018	0	1,959	549	981	979	921	921	9,941

J. U.S. Supreme Court

[VAR: CONJUDGE]

RESPONSE	PUNCH	YEAR										COL. 595
		1972-82	1982B	1983-87	1987B	1988-91	1993	1994	1996	1998	2000	ALL
A great deal	1	3,740	84	1,723	92	1,388	322	604	543	592	601	9,689
Only some	2	5,883	205	2,860	201	1,917	546	1,003	959	950	932	15,456
Hardly any	3	1,810	50	703	39	454	141	328	318	267	239	4,349
Don't know	8	539	11	209	21	177	45	69	101	96	116	1,384
No answer	9	41	4	29	0	11	3	7	4	6	8	113
Not applicable	BK	1,613	0	2,018	0	1,960	549	981	979	921	921	9,942

K. Scientific Community

[VAR: CONSCI]

RESPONSE	PUNCH	YEAR										COL. 596
		1972-82	1982B	1983-87	1987B	1988-91	1993	1994	1996	1998	2000	ALL
A great deal	1	4,778	68	2,324	97	1,545	395	769	752	756	779	12,263
Only some	2	5,242	197	2,492	173	1,825	496	986	867	855	819	13,952
Hardly any	3	781	43	338	44	241	71	141	144	149	141	2,093
Don't know	8	1,157	37	337	39	323	90	105	155	145	149	2,537
No answer	9	55	9	33	0	14	5	10	7	6	8	147
Not applicable	BK	1,613	0	2,018	0	1,959	549	981	979	921	921	9,941

L. Congress

[VAR: CONLEGIS]

RESPONSE	PUNCH	YEAR										COL. 597
		1972-82	1982B	1983-87	1987B	1988-91	1993	1994	1996	1998	2000	ALL
A great deal	1	1,833	40	756	47	644	73	154	146	200	227	4,120
Only some	2	7,100	198	3,450	214	2,286	528	1,006	893	1,071	1,044	17,790
Hardly any	3	2,695	101	1,137	77	881	428	789	820	571	532	8,031
Don't know	8	348	11	153	15	124	25	49	61	62	85	933
No answer	9	37	4	28	0	13	3	13	5	7	8	118
Not applicable	BK	1,613	0	2,018	0	1,959	549	981	979	921	921	9,941

M. Military

[VAR: CONARMY]

RESPONSE	PUNCH	YEAR										COL. 598
		1972-82	1982B	1983-87	1987B	1988-91	1993	1994	1996	1998	2000	ALL
A great deal	1	4,040	85	1,785	106	1,571	441	737	716	689	727	10,897
Only some	2	5,835	208	2,846	180	1,797	477	971	932	927	907	15,080
Hardly any	3	1,666	45	711	53	454	116	246	213	237	184	3,925
Don't know	8	441	12	158	14	118	18	46	62	53	68	990
No answer	9	31	4	24	0	8	5	11	2	5	10	100
Not applicable	BK	1,613	0	2,018	0	1,959	549	981	979	921	921	9,941

REMARKS: CARD AO contained responses for punches 1-3. See Appendix N for changes across surveys. In 1978, this question was asked immediately before Q. 156 (Alienation) for the half of the sample with Form 2. For the half with Form 1, this question immediately followed Q. 156. See Q. 248 for the split-ballot form. In 1984, this question appeared on Forms 1 and 2, and a variant, Q. 166, appeared on Form 3. See Appendix T, GSS Methodological Reports Nos. 1, 30, 31, and 80. See Appendix P. If planning to perform trend analysis with CONBUS, CONCLERG, and CONFINAN, please consult Methodological Report No. 56.

166. I am going to name some institutions in this country. Some people have complete confidence in the people running these institutions. Suppose these people are at one end of the scale at point number 1. Other people have no confidence at all in the people running these institutions. Suppose these people are at the other end, at point 7. And, of course, other people have opinions somewhere in between at point 2, 3, 4, 5 or 6. Where would you place yourself on this scale for . . .
 READ EACH ITEM, CODE ONE FOR EACH. REPEAT THE QUESTION AS NECESSARY.

HAND
 CARD AP



A. Banks and financial institutions

[VAR: CONFINAY]

RESPONSE	PUNCH	YEAR										COL. 599	
		1972-82	1982B	1983-87	1987B	1988-91	1993	1994	1996	1998	2000	ALL	
1 - Complete Confidence . . .	1	0	0	63	0	0	0	0	0	0	0	0	63
2	2	0	0	92	0	0	0	0	0	0	0	0	92
3	3	0	0	98	0	0	0	0	0	0	0	0	98
4	4	0	0	112	0	0	0	0	0	0	0	0	112
5	5	0	0	39	0	0	0	0	0	0	0	0	39
6	6	0	0	32	0	0	0	0	0	0	0	0	32
7 - No Confidence at All . . .	7	0	0	31	0	0	0	0	0	0	0	0	31
Don't know	8	0	0	9	0	0	0	0	0	0	0	0	9
No answer	9	0	0	8	0	0	0	0	0	0	0	0	8
Not applicable	BK	13,626	354	7,058	353	5,907	1,606	2,992	2,904	2,832	2,817	40,449	

B. Major companies

[VAR: CONBUSY]

RESPONSE	PUNCH	YEAR										COL. 600	
		1972-82	1982B	1983-87	1987B	1988-91	1993	1994	1996	1998	2000	ALL	
1 - Complete Confidence . . .	1	0	0	52	0	0	0	0	0	0	0	0	52
2	2	0	0	76	0	0	0	0	0	0	0	0	76
3	3	0	0	102	0	0	0	0	0	0	0	0	102
4	4	0	0	142	0	0	0	0	0	0	0	0	142
5	5	0	0	55	0	0	0	0	0	0	0	0	55
6	6	0	0	16	0	0	0	0	0	0	0	0	16
7 - No Confidence at All . . .	7	0	15	0	0	0	0	0	0	0	0	0	15
Don't know	8	0	0	20	0	0	0	0	0	0	0	0	20
No answer	9	0	0	6	0	0	0	0	0	0	0	0	6
Not applicable	BK	13,626	354	7,058	353	5,907	1,606	2,992	2,904	2,832	2,817	40,449	

C. Organized religion

[VAR: CONCLERY]

RESPONSE	PUNCH	YEAR										COL. 601	
		1972-82	1982B	1983-87	1987B	1988-91	1993	1994	1996	1998	2000	ALL	
1 - Complete Confidence . . .	1	0	0	83	0	0	0	0	0	0	0	0	83
2	2	0	0	80	0	0	0	0	0	0	0	0	80
3	3	0	0	82	0	0	0	0	0	0	0	0	82
4	4	0	0	93	0	0	0	0	0	0	0	0	93
5	5	0	0	49	0	0	0	0	0	0	0	0	49
6	6	0	0	41	0	0	0	0	0	0	0	0	41
7- No Confidence at All . . .	7	0	0	36	0	0	0	0	0	0	0	0	36
Don't know	8	0	0	13	0	0	0	0	0	0	0	0	13
No answer	9	0	0	7	0	0	0	0	0	0	0	0	7
Not applicable	BK	13,626	354	7,058	353	5,907	1,606	2,992	2,904	2,832	2,817	40,449	

D. Education

[VAR: CONEDUCY]

RESPONSE	PUNCH	YEAR										COL. 602	
		1972-82	1982B	1983-87	1987B	1988-91	1993	1994	1996	1998	2000	ALL	
1 - Complete Confidence	1	0	0	42	0	0	0	0	0	0	0	0	42
2	2	0	0	81	0	0	0	0	0	0	0	0	81
3	3	0	0	92	0	0	0	0	0	0	0	0	92
4	4	0	0	98	0	0	0	0	0	0	0	0	98
5	5	0	0	81	0	0	0	0	0	0	0	8	1
6	6	0	0	55	0	0	0	0	0	0	0	0	55
7 - No Confidence at All	7	0	0	23	0	0	0	0	0	0	0	0	23
Don't know	8	0	0	6	0	0	0	0	0	0	0	0	6
No answer	9	0	0	6	0	0	0	0	0	0	0	0	6
Not applicable	BK	13,626	354	7,058	353	5,907	1,606	2,992	2,904	2,832	2,817	40,449	

E. Executive branch of the federal government

[VAR: CONFEDY]

RESPONSE	PUNCH	YEAR										COL. 603	
		1972-82	1982B	1983-87	1987B	1988-91	1993	1994	1996	1998	2000	ALL	
1 - Complete Confidence	1	0	0	35	0	0	0	0	0	0	0	0	35
2	2	0	0	68	0	0	0	0	0	0	0	0	68
3	3	0	0	68	0	0	0	0	0	0	0	0	68
4	4	0	0	107	0	0	0	0	0	0	0	0	107
5	5	0	0	70	0	0	0	0	0	0	0	0	70
6	6	0	0	62	0	0	0	0	0	0	0	0	62
7 - No Confidence at All	7	0	0	59	0	0	0	0	0	0	0	0	59
Don't know	8	0	0	9	0	0	0	0	0	0	0	0	9
No answer	9	0	0	6	0	0	0	0	0	0	0	0	6
Not applicable	BK	13,626	354	7,058	353	5,907	1,606	2,992	2,904	2,832	2,817	40,449	

F. Organized labor

[VAR: CONLABOY]

RESPONSE	PUNCH	YEAR										COL. 604	
		1972-82	1982B	1983-87	1987B	1988-91	1993	1994	1996	1998	2000	ALL	
1 - Complete Confidence	1	0	0	30	0	0	0	0	0	0	0	0	30
2	2	0	0	45	0	0	0	0	0	0	0	0	45
3	3	0	0	66	0	0	0	0	0	0	0	0	66
4	4	0	0	118	0	0	0	0	0	0	0	0	118
5	5	0	0	80	0	0	0	0	0	0	0	0	80
6	6	0	0	64	0	0	0	0	0	0	0	0	64
7 - No Confidence at All	7	0	0	61	0	0	0	0	0	0	0	0	61
Don't know	8	0	0	14	0	0	0	0	0	0	0	0	14
No answer	9	0	0	6	0	0	0	0	0	0	0	0	6
Not applicable	BK	13,626	354	7,058	353	5,907	1,606	2,992	2,904	2,832	2,817	40,449	

G. Press

[VAR: CONPRESY]

RESPONSE	PUNCH	YEAR										COL. 605	
		1972-82	1982B	1983-87	1987B	1988-91	1993	1994	1996	1998	2000	ALL	
1 - Complete Confidence	1	0	0	40	0	0	0	0	0	0	0	0	40
2	2	0	0	67	0	0	0	0	0	0	0	0	67
3	3	0	0	76	0	0	0	0	0	0	0	0	76
4	4	0	0	116	0	0	0	0	0	0	0	0	116
5	5	0	0	71	0	0	0	0	0	0	0	0	71
6	6	0	0	69	0	0	0	0	0	0	0	0	69
7 - No Confidence at All	7	0	0	33	0	0	0	0	0	0	0	0	33
Don't know	8	0	0	6	0	0	0	0	0	0	0	0	6
No answer	9	0	0	6	0	0	0	0	0	0	0	0	6
Not applicable	BK	13,626	354	7,058	353	5,907	1,606	2,992	2,904	2,832	2,817	40,449	

H. Medicine

[VAR: CONMEDIY]

RESPONSE	PUNCH	YEAR										COL. 606
		1972-82	1982B	1983-87	1987B	1988-91	1993	1994	1996	1998	2000	ALL
1 - Complete Confidence . . .	1	0	0	85	0	0	0	0	0	0	0	85
2	2	0	0	138	0	0	0	0	0	0	0	138
3	3	0	0	95	0	0	0	0	0	0	0	95
4	4	0	0	66	0	0	0	0	0	0	0	66
5	5	0	0	42	0	0	0	0	0	0	0	42
6	6	0	0	27	0	0	0	0	0	0	0	27
7 - No Confidence at All . . .	7	0	0	19	0	0	0	0	0	0	0	19
Don't know	8	0	0	3	0	0	0	0	0	0	0	3
No answer	9	0	0	9	0	0	0	0	0	0	0	9
Not applicable	BK	13,626	354	7,058	353	5,907	1,606	2,992	2,904	2,832	2,817	40,449

I. TV

[VAR: CONTVY]

RESPONSE	PUNCH	YEAR										COL. 607
		1972-82	1982B	1983-87	1987B	1988-91	1993	1994	1996	1998	2000	ALL
1 - Complete Confidence . . .	1	0	0	35	0	0	0	0	0	0	0	35
2	2	0	0	51	0	0	0	0	0	0	0	51
3	3	0	0	65	0	0	0	0	0	0	0	65
4	4	0	0	134	0	0	0	0	0	0	0	134
5	5	0	0	74	0	0	0	0	0	0	0	74
6	6	0	0	65	0	0	0	0	0	0	0	65
7 - No Confidence at All . . .	7	0	0	48	0	0	0	0	0	0	0	48
Don't know	8	0	0	6	0	0	0	0	0	0	0	6
No answer	9	0	0	6	0	0	0	0	0	0	0	6
Not applicable	BK	13,626	354	7,058	353	5,907	1,606	2,992	2,904	2,832	2,817	40,449

J. U.S. Supreme Court

[VAR: CONJUDGY]

RESPONSE	PUNCH	YEAR										COL. 608
		1972-82	1982B	1983-87	1987B	1988-91	1993	1994	1996	1998	2000	ALL
1 - Complete Confidence . . .	1	0	0	52	0	0	0	0	0	0	0	52
2	2	0	0	106	0	0	0	0	0	0	0	106
3	3	0	0	93	0	0	0	0	0	0	0	93
4	4	0	0	89	0	0	0	0	0	0	0	89
5	5	0	0	51	0	0	0	0	0	0	0	51
6	6	0	0	37	0	0	0	0	0	0	0	37
7 - No Confidence at All . . .	7	0	0	30	0	0	0	0	0	0	0	30
Don't know	8	0	0	20	0	0	0	0	0	0	0	20
No answer	9	0	0	6	0	0	0	0	0	0	0	6
Not applicable	BK	13,626	354	7,058	353	5,907	1,606	2,992	2,904	2,832	2,817	40,449

K. Scientific community

[VAR: CONSCIY]

RESPONSE	PUNCH	YEAR										COL. 609
		1972-82	1982B	1983-87	1987B	1988-91	1993	1994	1996	1998	2000	ALL
1 - Complete Confidence . . .	1	0	0	64	0	0	0	0	0	0	0	64
2	2	0	0	122	0	0	0	0	0	0	0	122
3	3	0	0	100	0	0	0	0	0	0	0	100
4	4	0	0	88	0	0	0	0	0	0	0	88
5	5	0	0	31	0	0	0	0	0	0	0	31
6	6	0	0	28	0	0	0	0	0	0	0	28
7 - No Confidence at All . . .	7	0	0	13	0	0	0	0	0	0	0	13
Don't know	8	0	0	30	0	0	0	0	0	0	0	30
No answer	9	0	0	8	0	0	0	0	0	0	0	8
Not applicable	BK	13,626	354	7,058	353	5,907	1,606	2,992	2,904	2,832	2,817	40,449

L. Congress

[VAR: CONLEGIY]

RESPONSE	PUNCH	YEAR										COL. 610
		1972-82	1982B	1983-87	1987B	1988-91	1993	1994	1996	1998	2000	ALL
1 - Complete Confidence . . .	1	0	0	20	0	0	0	0	0	0	0	20
2	2	0	0	53	0	0	0	0	0	0	0	53
3	3	0	0	91	0	0	0	0	0	0	0	91
4	4	0	0	129	0	0	0	0	0	0	0	129
5	5	0	0	82	0	0	0	0	0	0	0	82
6	6	0	0	55	0	0	0	0	0	0	0	55
7 - No Confidence at All . . .	7	0	0	34	0	0	0	0	0	0	0	34
Don't know	8	0	0	10	0	0	0	0	0	0	0	10
No answer	9	0	0	10	0	0	0	0	0	0	0	10
Not applicable	BK	13,626	354	7,058	353	5,907	1,606	2,992	2,904	2,832	2,817	40,449

M. Military

[VAR: CONARMYY]

RESPONSE	PUNCH	YEAR										COL. 611
		1972-82	1982B	1983-87	1987B	1988-91	1993	1994	1996	1998	2000	ALL
1 - Complete Confidence . . .	1	0	0	76	0	0	0	0	0	0	0	76
2	2	0	0	74	0	0	0	0	0	0	0	74
3	3	0	0	82	0	0	0	0	0	0	0	82
4	4	0	0	113	0	0	0	0	0	0	0	113
5	5	0	0	64	0	0	0	0	0	0	0	64
6	6	0	0	34	0	0	0	0	0	0	0	34
7 - No Confidence at All . . .	7	0	0	21	0	0	0	0	0	0	0	21
Don't know	8	0	0	13	0	0	0	0	0	0	0	13
No answer	9	0	0	7	0	0	0	0	0	0	0	7
Not applicable	BK	13,626	354	7,058	353	5,907	1,606	2,992	2,904	2,832	2,817	40,449

REMARKS: CARD AP contained punches 1-7. In 1984, this variant wording appeared on Form 3 while the standard wording, Q. 165, appeared on Forms 1 and 2. See Appendix T, GSS Methodological Report Nos. 30 and 31. See Appendix P.

Now to a different subject.

167. A. Which three qualities listed on this card would you say are the most desirable for a child to have?
- B. Which one of these three is the most desirable of all?
- C. All of the qualities listed on this card may be desirable, but could you tell me which three you consider least important?
- D. And which one of these three is least important of all?

HAND CARD AQ

A. That he has good manners

[VAR: MANNERS]

RESPONSE	PUNCH	YEAR										COL. 612
		1972-82	1982B	1983-87	1987B	1988-91	1993	1994	1996	1998	2000	ALL
One most desirable	1	206	0	50	0	0	0	0	0	0	0	256
Three most desirable	2	1363	0	353	0	0	0	0	0	0	0	1716
Not mentioned	3	3467	0	831	0	0	0	0	0	0	0	4298
Three least desirable	4	1147	0	284	0	0	0	0	0	0	0	1431
One least desirable	5	295	0	61	0	0	0	0	0	0	0	356
Don't know	8	3	0	0	0	0	0	0	0	0	0	3
No answer	9	37	0	20	0	0	0	0	0	0	0	57
Not applicable	BK	7108	354	5943	353	5907	1606	2992	2904	2832	2817	32816

B. That he tries hard to succeed

[VAR: SUCCESS]

RESPONSE	PUNCH	YEAR										COL. 613
		1972-82	1982B	1983-87	1987B	1988-91	1993	1994	1996	1998	2000	ALL
One most desirable	1	173	0	42	0	0	0	0	0	0	0	215
Three most desirable	2	696	0	195	0	0	0	0	0	0	0	891
Not mentioned	3	3935	0	990	0	0	0	0	0	0	0	4925
Three least desirable	4	1344	0	292	0	0	0	0	0	0	0	1636
One least desirable	5	332	0	60	0	0	0	0	0	0	0	392
Don't know	8	3	0	0	0	0	0	0	0	0	0	3
No answer	9	35	0	20	0	0	0	0	0	0	0	55
Not applicable	BK	7108	354	5943	353	5907	1606	2992	2904	2832	2817	32816

C. That he is honest

[VAR: HONEST]

RESPONSE	PUNCH	YEAR										COL. 614
		1972-82	1982B	1983-87	1987B	1988-91	1993	1994	1996	1998	2000	ALL
One most desirable	1	2460	0	569	0	0	0	0	0	0	0	3029
Three most desirable	2	1938	0	505	0	0	0	0	0	0	0	2443
Not mentioned	3	1986	0	481	0	0	0	0	0	0	0	2467
Three least desirable	4	68	0	20	0	0	0	0	0	0	0	88
One least desirable	5	28	0	4	0	0	0	0	0	0	0	32
Don't know	8	3	0	0	0	0	0	0	0	0	0	3
No answer	9	35	0	20	0	0	0	0	0	0	0	55
Not applicable	BK	7108	354	5943	353	5907	1606	2992	2904	2832	2817	32816

D. That he is neat and clean

[VAR: CLEAN]

RESPONSE	PUNCH	YEAR										COL. 615
		1972-82	1982B	1983-87	1987B	1988-91	1993	1994	1996	1998	2000	ALL
One most desirable	1	46	0	12	0	0	0	0	0	0	0	58
Three most desirable	2	468	0	94	0	0	0	0	0	0	0	562
Not mentioned	3	3559	0	825	0	0	0	0	0	0	0	4384
Three least desirable	4	1569	0	433	0	0	0	0	0	0	0	2002
One least desirable	5	836	0	215	0	0	0	0	0	0	0	1051
Don't know	8	3	0	0	0	0	0	0	0	0	0	3
No answer	9	37	0	20	0	0	0	0	0	0	0	57
Not applicable	BK	7108	354	5943	353	5907	1606	2992	2904	2832	2817	32816

E. That he has good sense and sound judgment

[VAR: JUDGMENT]

RESPONSE	PUNCH	YEAR										COL. 616
		1972-82	1982B	1983-87	1987B	1988-91	1993	1994	1996	1998	2000	ALL
One most desirable	1	1107	0	281	0	0	0	0	0	0	0	1388
Three most desirable	2	1329	0	301	0	0	0	0	0	0	0	1630
Not mentioned	3	3557	0	865	0	0	0	0	0	0	0	4422
Three least desirable	4	399	0	113	0	0	0	0	0	0	0	512
One least desirable	5	88	0	19	0	0	0	0	0	0	0	107
Don't know	8	3	0	0	0	0	0	0	0	0	0	3
No answer	9	35	0	20	0	0	0	0	0	0	0	55
Not applicable	BK	7108	354	5943	353	5907	1606	2992	2904	2832	2817	32816

F. That he has self-control

[VAR: CONTROL]

RESPONSE	PUNCH	YEAR										COL. 617
		1972-82	1982B	1983-87	1987B	1988-91	1993	1994	1996	1998	2000	ALL
One most desirable	1	197	0	42	0	0	0	0	0	0	0	239
Three most desirable	2	963	0	196	0	0	0	0	0	0	0	1159
Not mentioned	3	4566	0	1183	0	0	0	0	0	0	0	5749
Three least desirable	4	641	0	132	0	0	0	0	0	0	0	773
One least desirable	5	112	0	26	0	0	0	0	0	0	0	138
Don't know	8	3	0	0	0	0	0	0	0	0	0	3
No answer	9	36	0	20	0	0	0	0	0	0	0	56
Not applicable	BK	7108	354	5943	353	5907	1606	2992	2904	2832	2817	32816

G. That he acts like a boy (she acts like a girl)

[VAR: ROLE]

RESPONSE	PUNCH	YEAR										COL. 618
		1972-82	1982B	1983-87	1987B	1988-91	1993	1994	1996	1998	2000	ALL
One most desirable	1	51	0	11	0	0	0	0	0	0	0	62
Three most desirable	2	212	0	36	0	0	0	0	0	0	0	248
Not mentioned	3	2142	0	475	0	0	0	0	0	0	0	2617
Three least desirable	4	1464	0	381	0	0	0	0	0	0	0	1845
One least desirable	5	2611	0	676	0	0	0	0	0	0	0	3287
Don't know	8	3	0	0	0	0	0	0	0	0	0	3
No answer	9	35	0	20	0	0	0	0	0	0	0	55
Not applicable	BK	7108	354	5943	353	5907	1606	2992	2904	2832	2817	32816

H. That he gets along well with other children

[VAR: AMICABLE]

RESPONSE	PUNCH	YEAR										COL. 619
		1972-82	1982B	1983-87	1987B	1988-91	1993	1994	1996	1998	2000	ALL
One most desirable	1	124	0	26	0	0	0	0	0	0	0	150
Three most desirable	2	765	0	139	0	0	0	0	0	0	0	904
Not mentioned	3	4614	0	1195	0	0	0	0	0	0	0	5809
Three least desirable	4	767	0	175	0	0	0	0	0	0	0	942
One least desirable	5	208	0	44	0	0	0	0	0	0	0	252
Don't know	8	3	0	0	0	0	0	0	0	0	0	3
No answer	9	37	0	20	0	0	0	0	0	0	0	57
Not applicable	BK	7108	354	5943	353	5907	1606	2992	2904	2832	2817	32816

I. That he obeys his parents well

[VAR: OBEYS]

RESPONSE	PUNCH	YEAR										COL. 620
		1972-82	1982B	1983-87	1987B	1988-91	1993	1994	1996	1998	2000	ALL
One most desirable	1	897	0	253	0	0	0	0	0	0	0	1150
Three most desirable	2	1061	0	289	0	0	0	0	0	0	0	1350
Not mentioned	3	4089	0	942	0	0	0	0	0	0	0	5031
Three least desirable	4	381	0	89	0	0	0	0	0	0	0	470
One least desirable	5	52	0	6	0	0	0	0	0	0	0	58
Don't know	8	3	0	0	0	0	0	0	0	0	0	3
No answer	9	35	0	20	0	0	0	0	0	0	0	55
Not applicable	BK	7108	354	5943	353	5907	1606	2992	2904	2832	2817	32816

J. That he is responsible

[VAR: RESPONSI]

RESPONSE	PUNCH	YEAR										COL. 621
		1972-82	1982B	1983-87	1987B	1988-91	1993	1994	1996	1998	2000	ALL
One most desirable	1	507	0	118	0	0	0	0	0	0	0	625
Three most desirable	2	1585	0	435	0	0	0	0	0	0	0	2020
Not mentioned	3	3945	0	943	0	0	0	0	0	0	0	4888
Three least mentioned	4	353	0	72	0	0	0	0	0	0	0	425
One least mentioned	5	88	0	11	0	0	0	0	0	0	0	99
Don't know	8	3	0	0	0	0	0	0	0	0	0	3
No answer	9	37	0	20	0	0	0	0	0	0	0	57
Not applicable	BK	7108	354	5943	353	5907	1606	2992	2904	2832	2817	32816

K. That he is considerate of others

[VAR: CONSIDER]

RESPONSE	PUNCH	YEAR										COL. 622
		1972-82	1982B	1983-87	1987B	1988-91	1993	1994	1996	1998	2000	ALL
One most desirable	1	446	0	126	0	0	0	0	0	0	0	572
Three most desirable	2	1369	0	349	0	0	0	0	0	0	0	1718
Not mentioned	3	4196	0	1025	0	0	0	0	0	0	0	5221
Three least desirable	4	395	0	59	0	0	0	0	0	0	0	454
One least desirable	5	74	0	20	0	0	0	0	0	0	0	94
Don't know	8	3	0	0	0	0	0	0	0	0	0	3
No answer	9	35	0	20	0	0	0	0	0	0	0	55
Not applicable	BK	7108	354	5943	353	5907	1606	2992	2904	2832	2817	32816

L. That he is interested in how and why things happen

[VAR: INTEREST]

RESPONSE	PUNCH	YEAR										COL. 623
		1972-82	1982B	1983-87	1987B	1988-91	1993	1994	1996	1998	2000	ALL
One most desirable	1	212	0	33	0	0	0	0	0	0	0	245
Three most desirable	2	868	0	176	0	0	0	0	0	0	0	1044
Not mentioned	3	2911	0	648	0	0	0	0	0	0	0	3559
Three least desirable	4	1611	0	465	0	0	0	0	0	0	0	2076
One least desirable	5	876	0	257	0	0	0	0	0	0	0	1133
Don't know	8	3	0	0	0	0	0	0	0	0	0	3
No answer	9	37	0	20	0	0	0	0	0	0	0	57
Not applicable	BK	7108	354	5943	353	5907	1606	2992	2904	2832	2817	32816

M. That he is a good student

[VAR: STUDIOU S]

RESPONSE	PUNCH	YEAR										COL. 624
		1972-82	1982B	1983-87	1987B	1988-91	1993	1994	1996	1998	2000	ALL
One most desirable	1	43	0	13	0	0	0	0	0	0	0	56
Three most desirable	2	276	0	82	0	0	0	0	0	0	0	358
Not mentioned	3	3606	0	891	0	0	0	0	0	0	0	4497
Three least desirable	4	1996	0	473	0	0	0	0	0	0	0	2469
One least desirable	5	559	0	120	0	0	0	0	0	0	0	679
Don't know	8	3	0	0	0	0	0	0	0	0	0	3
No answer	9	35	0	20	0	0	0	0	0	0	0	55
Not applicable	BK	7108	354	5943	353	5907	1606	2992	2904	2832	2817	32816

REMARKS: See Appendix D, Recodes, for original question format. CARD AQ contained items A-M. Q. 167 was asked only on Form 1 in 1978. See Qs. 168 and 169. In 1983 Q. 167 was asked after Q. 206 on Form 1 and before Q. 206 on Form 2. See Appendix P.

Now to a different subject.

168. A. Which three qualities listed on this card would you say are the most desirable for a child to have?
- B. Which one of these three is the most desirable of all?
- C. All of the qualities listed on this card may be desirable, but could you tell me which three you consider least important?
- D. And which one of these three is least important of all?

HAND
CARD AR

A. That a child has good manners

[VAR: MANNERSY]

RESPONSE	PUNCH	YEAR										COL. 625
		1972-82	1982B	1983-87	1987B	1988-91	1993	1994	1996	1998	2000	ALL
One most desirable	1	22	0	55	0	0	0	0	0	0	0	77
Three most desirable	2	119	0	318	0	0	0	0	0	0	0	437
Not mentioned	3	251	0	1300	0	0	0	0	0	0	0	1551
Three least desirable	4	83	0	393	0	0	0	0	0	0	0	476
One least desirable	5	12	0	88	0	0	0	0	0	0	0	100
No answer	9	5	0	49	0	0	0	0	0	0	0	54
Not applicable	BK	13134	354	5339	353	5907	1606	2992	2904	2832	2817	38238

B. That a child tries hard to succeed

[VAR: SUCCESSY]

RESPONSE	PUNCH	YEAR										COL. 626
		1972-82	1982B	1983-87	1987B	1988-91	1993	1994	1996	1998	2000	ALL
One most desirable	1	20	0	89	0	0	0	0	0	0	0	109
Three most desirable	2	71	0	290	0	0	0	0	0	0	0	361
Not mentioned	3	295	0	1260	0	0	0	0	0	0	0	1555
Three least desirable	4	89	0	433	0	0	0	0	0	0	0	522
One least desirable	5	12	0	82	0	0	0	0	0	0	0	94
No answer	9	5	0	49	0	0	0	0	0	0	0	54
Not applicable	BK	13134	354	5339	353	5907	1606	2992	2904	2832	2817	38238

C. That a child is honest

[VAR: HONESTY]

RESPONSE	PUNCH	YEAR										COL. 627
		1972-82	1982B	1983-87	1987B	1988-91	1993	1994	1996	1998	2000	ALL
One most desirable	1	161	0	621	0	0	0	0	0	0	0	782
Three most desirable	2	148	0	608	0	0	0	0	0	0	0	756
Not mentioned	3	174	0	891	0	0	0	0	0	0	0	1065
Three least desirable	4	4	0	27	0	0	0	0	0	0	0	31
One least desirable	5	0	0	7	0	0	0	0	0	0	0	7
No answer	9	5	0	49	0	0	0	0	0	0	0	54
Not applicable	BK	13134	354	5339	353	5907	1606	2992	2904	2832	2817	38238

D. That a child is neat and clean

[VAR: CLEANY]

RESPONSE	PUNCH	YEAR										COL. 628
		1972-82	1982B	1983-87	1987B	1988-91	1993	1994	1996	1998	2000	ALL
One most desirable	1	2	0	17	0	0	0	0	0	0	0	19
Three most desirable	2	27	0	121	0	0	0	0	0	0	0	148
Not mentioned	3	271	0	1065	0	0	0	0	0	0	0	1336
Three least desirable	4	117	0	617	0	0	0	0	0	0	0	734
One least desirable	5	70	0	334	0	0	0	0	0	0	0	404
No answer	9	5	0	49	0	0	0	0	0	0	0	54
Not applicable	BK	13134	354	5339	353	5907	1606	2992	2904	2832	2817	38238

E. That a child has good sense and sound judgment

[VAR: JUDGMENY]

RESPONSE	PUNCH	YEAR										COL. 629
		1972-82	1982B	1983-87	1987B	1988-91	1993	1994	1996	1998	2000	ALL
One most desirable	1	78	0	408	0	0	0	0	0	0	0	486
Three most desirable	2	100	0	434	0	0	0	0	0	0	0	534
Not mentioned	3	262	0	1110	0	0	0	0	0	0	0	1372
Three least desirable	4	39	0	156	0	0	0	0	0	0	0	195
One least desirable	5	8	0	46	0	0	0	0	0	0	0	54
No answer	9	5	0	49	0	0	0	0	0	0	0	54
Not applicable	BK	13134	354	5339	353	5907	1606	2992	2904	2832	2817	38238

F. That a child has self-control

[VAR: CONTROLY]

RESPONSE	PUNCH	YEAR										COL. 630
		1972-82	1982B	1983-87	1987B	1988-91	1993	1994	1996	1998	2000	ALL
One most desirable	1	14	0	47	0	0	0	0	0	0	0	61
Three most desirable	2	56	0	249	0	0	0	0	0	0	0	305
Not mentioned	3	360	0	1563	0	0	0	0	0	0	0	1923
Three least desirable	4	47	0	237	0	0	0	0	0	0	0	284
One least desirable	5	10	0	58	0	0	0	0	0	0	0	68
No answer	9	5	0	49	0	0	0	0	0	0	0	54
Not applicable	BK	13134	354	5339	353	5907	1606	2992	2904	2832	2817	38238

G. That he acts like a boy or she acts like a girl

[VAR: ROLEY]

RESPONSE	PUNCH	YEAR										COL. 631
		1972-82	1982B	1983-87	1987B	1988-91	1993	1994	1996	1998	2000	ALL
One most desirable	1	3	0	13	0	0	0	0	0	0	0	16
Three most desirable	2	15	0	57	0	0	0	0	0	0	0	72
Not mentioned	3	139	0	508	0	0	0	0	0	0	0	647
Three least desirable	4	109	0	516	0	0	0	0	0	0	0	625
One least desirable	5	221	0	1060	0	0	0	0	0	0	0	1281
No answer	9	5	0	49	0	0	0	0	0	0	0	54
Not applicable	BK	13134	354	5339	353	5907	1606	2992	2904	2832	2817	38238

H. That a child gets along well with other children

[VAR: AMICABLY]

RESPONSE	PUNCH	YEAR										COL. 632
		1972-82	1982B	1983-87	1987B	1988-91	1993	1994	1996	1998	2000	ALL
One most desirable	1	7	0	41	0	0	0	0	0	0	0	48
Three most desirable	2	52	0	228	0	0	0	0	0	0	0	280
Not mentioned	3	356	0	1542	0	0	0	0	0	0	0	1898
Three least desirable	4	63	0	282	0	0	0	0	0	0	0	345
One least desirable	5	9	0	61	0	0	0	0	0	0	0	70
No answer	9	5	0	49	0	0	0	0	0	0	0	54
Not applicable	BK	13134	354	5339	353	5907	1606	2992	2904	2832	2817	38238

I. That a child obeys his or her parents well

[VAR: OBEYSY]

RESPONSE	PUNCH	YEAR										COL. 633
		1972-82	1982B	1983-87	1987B	1988-91	1993	1994	1996	1998	2000	ALL
One most desirable	1	90	0	375	0	0	0	0	0	0	0	465
Three most desirable	2	66	0	364	0	0	0	0	0	0	0	430
Not mentioned	3	303	0	1303	0	0	0	0	0	0	0	1606
Three least desirable	4	24	0	102	0	0	0	0	0	0	0	126
One least desirable	5	4	0	10	0	0	0	0	0	0	0	14
No answer	9	5	0	49	0	0	0	0	0	0	0	54
Not applicable	BK	13134	354	5339	353	5907	1606	2992	2904	2832	2817	38238

J. That a child is responsible

[VAR: RESPONSY]

RESPONSE	PUNCH	YEAR										COL. 634
		1972-82	1982B	1983-87	1987B	1988-91	1993	1994	1996	1998	2000	ALL
One most desirable	1	39	0	175	0	0	0	0	0	0	0	214
Three most desirable	2	112	0	512	0	0	0	0	0	0	0	624
Not mentioned	3	293	0	1286	0	0	0	0	0	0	0	1579
Three least desirable	4	35	0	162	0	0	0	0	0	0	0	197
One least desirable	5	8	0	19	0	0	0	0	0	0	0	27
No answer	9	5	0	49	0	0	0	0	0	0	0	54
Not applicable	BK	13134	354	5339	353	5907	1606	2992	2904	2832	2817	38238

K. That a child is considerate of others

[VAR: CONSIDEY]

RESPONSE	PUNCH	YEAR										COL. 635
		1972-82	1982B	1983-87	1987B	1988-91	1993	1994	1996	1998	2000	ALL
One most desirable	1	32	0	175	0	0	0	0	0	0	0	207
Three most desirable	2	104	0	514	0	0	0	0	0	0	0	618
Not mentioned	3	311	0	1322	0	0	0	0	0	0	0	1633
Three least desirable	4	33	0	122	0	0	0	0	0	0	0	155
One least desirable	5	7	0	21	0	0	0	0	0	0	0	28
No answer	9	5	0	49	0	0	0	0	0	0	0	54
Not applicable	BK	13134	354	5339	353	5907	1606	2992	2904	2832	2817	38238

L. That a child is interested in how and why things happen

[VAR: INTERESY]

RESPONSE	PUNCH	YEAR										COL. 636
		1972-82	1982B	1983-87	1987B	1988-91	1993	1994	1996	1998	2000	ALL
One most desirable	1	14	0	91	0	0	0	0	0	0	0	105
Three most desirable	2	77	0	364	0	0	0	0	0	0	0	441
Not mentioned	3	225	0	976	0	0	0	0	0	0	0	1201
Three least desirable	4	115	0	531	0	0	0	0	0	0	0	646
One least desirable	5	56	0	192	0	0	0	0	0	0	0	248
No answer	9	5	0	49	0	0	0	0	0	0	0	54
Not applicable	BK	13134	354	5339	353	5907	1606	2992	2904	2832	2817	38238

M. That a child is a good student

[VAR: STUDIOUY]

RESPONSE	PUNCH	YEAR										COL. 637
		1972-82	1982B	1983-87	1987B	1988-91	1993	1994	1996	1998	2000	ALL
One most desirable	1	4	0	41	0	0	0	0	0	0	0	45
Three most desirable	2	26	0	235	0	0	0	0	0	0	0	261
Not mentioned	3	296	0	1272	0	0	0	0	0	0	0	1568
Three least desirable	4	128	0	506	0	0	0	0	0	0	0	634
One least desirable	5	33	0	100	0	0	0	0	0	0	0	133
No answer	9	5	0	49	0	0	0	0	0	0	0	54
Not applicable	BK	13134	354	5339	353	5907	1606	2992	2904	2832	2817	38238

REMARKS: CARD AR contained items A-M. See Appendix T, GSS Methodological Reports Nos. 13, 26, 30, 45, and 46. Q. 168 was asked on Form 2 in 1980. The standard version, Q. 167 appeared on Form 1 in 1980 and another variant, Q. 169, appeared on Form 3 in 1980. In 1984 on Forms 1 and 2 items appeared on CARD AR in the order indicated above. On Form 3 items appeared in the revised order, M-A. In 1986 Q. 168 was asked on Form 1 and Q. 170 was asked on Form 2. As on Form 3 in 1984 the items in 1986 appeared in reverse order, M-A. See Appendix P. If planning to perform trend analysis with these variables, please consult GSS Methodological Report No. 56.

169. Please look at the qualities listed on this card. (SHOW CARD: LET R. INSPECT) All of the qualities may be desirable for a child to have, but could you tell me whether the quality is extremely important, very important, fairly important, not too important, or not at all important. READ AND RECORD RESPONSES FOR EACH.

HAND
CARD AS

A. That he has good manners

[VAR: MANNERSZ]

RESPONSE	PUNCH	YEAR										COL. 638	
		1972-82	1982B	1983-87	1987B	1988-91	1993	1994	1996	1998	2000	ALL	
Extremely important	1	135	0	0	0	0	0	0	0	0	0	0	135
Very important	2	261	0	0	0	0	0	0	0	0	0	0	261
Fairly important	3	81	0	0	0	0	0	0	0	0	0	0	81
Not too important	4	3	0	0	0	0	0	0	0	0	0	0	3
Not at all important	5	0	0	0	0	0	0	0	0	0	0	0	0
No answer	9	3	0	0	0	0	0	0	0	0	0	0	3
Not applicable	BK	13143	354	7542	353	5907	1606	2992	2904	2832	2817	40450	

B. That he tries hard to succeed

[VAR: SUCCESSZ]

RESPONSE	PUNCH	YEAR										COL. 639	
		1972-82	1982B	1983-87	1987B	1988-91	1993	1994	1996	1998	2000	ALL	
Extremely important	1	134	0	0	0	0	0	0	0	0	0	0	134
Very important	2	245	0	0	0	0	0	0	0	0	0	0	245
Fairly important	3	88	0	0	0	0	0	0	0	0	0	0	88
Not too important	4	10	0	0	0	0	0	0	0	0	0	0	10
Not at all important	5	1	0	0	0	0	0	0	0	0	0	0	1
No answer	9	5	0	0	0	0	0	0	0	0	0	0	5
Not applicable	BK	13143	354	7542	353	5907	1606	2992	2904	2832	2817	40450	

C. That he is honest

[VAR: HONESTZ]

RESPONSE	PUNCH	YEAR										COL. 647	
		1972-82	1982B	1983-87	1987B	1988-91	1993	1994	1996	1998	2000	ALL	
Extremely important	1	314	0	0	0	0	0	0	0	0	0	0	314
Very important	2	153	0	0	0	0	0	0	0	0	0	0	153
Fairly important	3	11	0	0	0	0	0	0	0	0	0	0	11
Not too important	4	0	0	0	0	0	0	0	0	0	0	0	0
Not at all important	5	0	0	0	0	0	0	0	0	0	0	0	0
No answer	9	5	0	0	0	0	0	0	0	0	0	0	5
Not applicable	BK	13143	354	7542	353	5907	1606	2992	2904	2832	2817	40450	

D. That he is neat and clean

[VAR: CLEANZ]

RESPONSE	PUNCH	YEAR										COL. 648
		1972-82	1982B	1983-87	1987B	1988-91	1993	1994	1996	1998	2000	ALL
Extremely important 1		112	0	0	0	0	0	0	0	0	0	112
Very important 2		240	0	0	0	0	0	0	0	0	0	240
Fairly important 3		112	0	0	0	0	0	0	0	0	0	112
Not too important 4		16	0	0	0	0	0	0	0	0	0	16
Not at all important 5		0	0	0	0	0	0	0	0	0	0	0
No answer 9		3	0	0	0	0	0	0	0	0	0	3
Not applicable BK		13143	354	7542	353	5907	1606	2992	2904	2832	2817	40450

E. That he has good sense and sound judgment

[VAR: JUDGMENZ]

RESPONSE	PUNCH	YEAR										COL. 649
		1972-82	1982B	1983-87	1987B	1988-91	1993	1994	1996	1998	2000	ALL
Extremely important 1		192	0	0	0	0	0	0	0	0	0	192
Very important 2		240	0	0	0	0	0	0	0	0	0	240
Fairly important 3		44	0	0	0	0	0	0	0	0	0	44
Not too important 4		2	0	0	0	0	0	0	0	0	0	2
Not at all important 5		0	0	0	0	0	0	0	0	0	0	0
No answer 9		5	0	0	0	0	0	0	0	0	0	5
Not applicable BK		13143	354	7542	353	5907	1606	2992	2904	2832	2817	40450

F. That he has self-control

[VAR: CONTROLZ]

RESPONSE	PUNCH	YEAR										COL. 650
		1972-82	1982B	1983-87	1987B	1988-91	1993	1994	1996	1998	2000	ALL
Extremely important 1		168	0	0	0	0	0	0	0	0	0	168
Very important 2		248	0	0	0	0	0	0	0	0	0	248
Fairly important 3		50	0	0	0	0	0	0	0	0	0	50
Not too important 4		11	0	0	0	0	0	0	0	0	0	11
Not at all important 5		1	0	0	0	0	0	0	0	0	0	1
Don't know 8		1	0	0	0	0	0	0	0	0	0	1
No answer 9		4	0	0	0	0	0	0	0	0	0	4
Not applicable BK		13143	354	7542	353	5907	1606	2992	2904	2832	2817	40450

G. That he acts like a boy (she acts like a girl)

[VAR: ROLEZ]

RESPONSE	PUNCH	YEAR										COL. 651
		1972-82	1982B	1983-87	1987B	1988-91	1993	1994	1996	1998	2000	ALL
Extremely important	1	105	0	0	0	0	0	0	0	0	0	105
Very important	2	189	0	0	0	0	0	0	0	0	0	189
Fairly important	3	110	0	0	0	0	0	0	0	0	0	110
Not too important	4	63	0	0	0	0	0	0	0	0	0	63
Not at all important	5	12	0	0	0	0	0	0	0	0	0	12
Don't know	8	1	0	0	0	0	0	0	0	0	0	1
No answer	9	3	0	0	0	0	0	0	0	0	0	3
Not applicable	BK	13143	354	7542	353	5907	1606	2992	2904	2832	2817	40450

H. That he gets along well with other children

[VAR: AMICABLZ]

RESPONSE	PUNCH	YEAR										COL. 652
		1972-82	1982B	1983-87	1987B	1988-91	1993	1994	1996	1998	2000	ALL
Extremely important	1	101	0	0	0	0	0	0	0	0	0	101
Very important	2	246	0	0	0	0	0	0	0	0	0	246
Fairly important	3	125	0	0	0	0	0	0	0	0	0	125
Not too important	4	6	0	0	0	0	0	0	0	0	0	6
Not at all important	5	0	0	0	0	0	0	0	0	0	0	0
Don't know	8	1	0	0	0	0	0	0	0	0	0	1
No answer	9	4	0	0	0	0	0	0	0	0	0	4
Not applicable	BK	13143	354	7542	353	5907	1606	2992	2904	2832	2817	40450

I. That he obeys his parents well

[VAR: OBEYSZ]

RESPONSE	PUNCH	YEAR										COL. 653
		1972-82	1982B	1983-87	1987B	1988-91	1993	1994	1996	1998	2000	ALL
Extremely important	1	201	0	0	0	0	0	0	0	0	0	201
Very important	2	213	0	0	0	0	0	0	0	0	0	213
Fairly important	3	58	0	0	0	0	0	0	0	0	0	58
Not too important	4	3	0	0	0	0	0	0	0	0	0	3
Not at all important	5	1	0	0	0	0	0	0	0	0	0	1
No answer	9	7	0	0	0	0	0	0	0	0	0	7
Not applicable	BK	13143	354	7542	353	5907	1606	2992	2904	2832	2817	40450

J. That he is responsible

[VAR: RESPONSZ]

RESPONSE	PUNCH	YEAR										COL. 654
		1972-82	1982B	1983-87	1987B	1988-91	1993	1994	1996	1998	2000	ALL
Extremely important	1	182	0	0	0	0	0	0	0	0	0	182
Very important	2	257	0	0	0	0	0	0	0	0	0	257
Fairly important	3	33	0	0	0	0	0	0	0	0	0	33
Not too important	4	6	0	0	0	0	0	0	0	0	0	6
Not at all important	5	0	0	0	0	0	0	0	0	0	0	0
Don't know	8	1	0	0	0	0	0	0	0	0	0	1
No answer	9	4	0	0	0	0	0	0	0	0	0	4
Not applicable	BK	13143	354	7542	353	5907	1606	2992	2904	2832	2817	40450

K. That he is considerate of others

[VAR: CONSIDEZ]

RESPONSE	PUNCH	YEAR										COL. 655
		1972-82	1982B	1983-87	1987B	1988-91	1993	1994	1996	1998	2000	ALL
Extremely important	1	177	0	0	0	0	0	0	0	0	0	177
Very important	2	263	0	0	0	0	0	0	0	0	0	263
Fairly important	3	37	0	0	0	0	0	0	0	0	0	37
Not too important	4	2	0	0	0	0	0	0	0	0	0	2
Not at all important	5	0	0	0	0	0	0	0	0	0	0	0
No answer	9	4	0	0	0	0	0	0	0	0	0	4
Not applicable	BK	13143	354	7542	353	5907	1606	2992	2904	2832	2817	40450

L. That he is interested in how and why things happen

[VAR: INTERESZ]

RESPONSE	PUNCH	YEAR										COL. 656
		1972-82	1982B	1983-87	1987B	1988-91	1993	1994	1996	1998	2000	ALL
Extremely important	1	121	0	0	0	0	0	0	0	0	0	121
Very important	2	239	0	0	0	0	0	0	0	0	0	239
Fairly important	3	101	0	0	0	0	0	0	0	0	0	101
Not too important	4	16	0	0	0	0	0	0	0	0	0	16
Not at all important	5	3	0	0	0	0	0	0	0	0	0	3
No answer	9	3	0	0	0	0	0	0	0	0	0	3
Not applicable	BK	13143	354	7542	353	5907	1606	2992	2904	2832	2817	40450

M. That he is a good student

[VAR: STUDIOUZ]

RESPONSE	PUNCH	YEAR										COL. 657
		1972-82	1982B	1983-87	1987B	1988-91	1993	1994	1996	1998	2000	ALL
Extremely important	1	101	0	0	0	0	0	0	0	0	0	101
Very important	2	211	0	0	0	0	0	0	0	0	0	211
Fairly important	3	141	0	0	0	0	0	0	0	0	0	141
Not too important	4	23	0	0	0	0	0	0	0	0	0	23
Not at all important	5	1	0	0	0	0	0	0	0	0	0	1
Don't know	8	2	0	0	0	0	0	0	0	0	0	2
No answer	9	4	0	0	0	0	0	0	0	0	0	4
Not applicable	BK	13143	354	7542	353	5907	1606	2992	2904	2832	2817	40450

REMARKS: CARD AS contained items A-M and response categories 1-5. Q. 169 appeared on Form 3 in 1980. The standard version, Q. 167, appeared on Form 1 in 1980, and another variant, Q. 168, appeared on Form 2 in 1980. See Appendix T, GSS Methodological Reports Nos. 13, 26, 30, 45, and 46. See Appendix P.

ASK EVERYONE:

170. If you had to choose, which thing on this list would you pick as the most important for a child to learn to prepare him or her for life? [INTERVIEWER: READ CHOICES]

- a. Which comes next in importance?
- b. Which comes third?
- c. Which comes fourth?

HAND CARD AT

A. To obey

[VAR: OBEY]

RESPONSE	PUNCH	YEAR										COL. 658
		1972-82	1982B	1983-87	1987B	1988-91	1993	1994	1996	1998	2000	ALL
First	1	0	0	469	132	785	191	357	341	355	389	3019
Second	2	0	0	301	65	490	146	261	250	237	230	1980
Third	3	0	0	336	47	667	174	328	336	320	299	2507
Fourth	4	0	0	687	73	1243	361	759	689	680	662	5154
Fifth	5	0	0	391	31	645	159	273	279	288	283	2349
No answer	9	0	0	22	5	118	26	33	30	31	33	298
Not applicable	BK	13626	354	5336	0	1959	549	981	979	921	921	25626

B. To be well-liked or popular

[VAR: POPULAR]

RESPONSE	PUNCH	YEAR										COL. 659
		1972-82	1982B	1983-87	1987B	1988-91	1993	1994	1996	1998	2000	ALL
First	1	0	0	16	3	30	11	9	13	19	9	110
Second	2	0	0	91	14	123	26	43	35	41	26	399
Third	3	0	0	116	16	216	49	78	64	66	71	676
Fourth	4	0	0	475	59	742	193	330	344	330	335	2808
Fifth	5	0	0	1486	256	2719	752	1518	1439	1424	1422	11016
No answer	9	0	0	22	5	118	26	33	30	31	33	298
Not applicable	BK	13626	354	5336	0	1959	549	981	979	921	921	25626

C. To think for himself or herself

[VAR: THINKSELF]

RESPONSE	PUNCH	YEAR										COL. 660
		1972-82	1982B	1983-87	1987B	1988-91	1993	1994	1996	1998	2000	ALL
First	1	0	0	1179	129	1961	551	1058	973	928	903	7682
Second	2	0	0	379	85	693	154	339	324	344	355	2673
Third	3	0	0	254	56	447	125	232	242	260	267	1883
Fourth	4	0	0	238	53	501	140	253	260	257	266	1968
Fifth	5	0	0	134	25	228	61	96	96	91	72	803
No answer	9	0	0	22	5	118	26	33	30	31	33	298
Not applicable	BK	13626	354	5336	0	1959	549	981	979	921	921	25626

D. To work hard

[VAR: WORKHARD]

RESPONSE	PUNCH	YEAR										COL. 661
		1972-82	1982B	1983-87	1987B	1988-91	1993	1994	1996	1998	2000	ALL
First	1	0	0	249	46	564	143	302	327	325	315	2271
Second	2	0	0	749	116	1294	368	768	697	691	662	5345
Third	3	0	0	723	111	1286	369	623	611	598	596	4917
Fourth	4	0	0	372	61	592	129	255	229	238	256	2132
Fifth	5	0	0	91	14	94	22	30	31	28	34	344
No answer	9	0	0	22	5	118	26	33	30	31	33	298
Not applicable	BK	13626	354	5336	0	1959	549	981	979	921	921	25626

E. To help others when they need help

[VAR: HELPOTH]

RESPONSE	PUNCH	YEAR										COL. 662
		1972-82	1982B	1983-87	1987B	1988-91	1993	1994	1996	1998	2000	ALL
First	1	0	0	271	38	495	135	252	241	253	247	1932
Second	2	0	0	664	68	1233	337	567	589	567	590	4615
Third	3	0	0	755	118	1217	314	717	642	636	630	5029
Fourth	4	0	0	412	102	756	208	381	373	375	344	2951
Fifth	5	0	0	82	22	146	37	61	50	49	52	499
No answer	9	0	0	22	5	101	26	33	30	31	33	281
Not applicable	BK	13626	354	5336	0	1959	549	981	979	921	921	25626

REMARKS: CARD AT listed items A-E. Q. 170 was asked on Form 2 in 1986. Q. 168 was asked on Form 1 in 1986. See Appendix P.

ASK EVERYONE:

171A. When you rated the importance of various qualities for children, were you thinking mostly about boys, mostly about girls, or about both boys and girls equally?

[VAR: CHLDSEX]

RESPONSE	PUNCH	YEAR										COL. 663
		1972-82	1982B	1983-87	1987B	1988-91	1993	1994	1996	1998	2000	ALL
Mostly about boys	1	263	0	0	0	0	0	0	0	0	0	263
Mostly about girls	2	49	0	0	0	0	0	0	0	0	0	49
About both boys girls equally	3	1138	0	0	0	0	0	0	0	0	0	1138
Don't know	8	12	0	0	0	0	0	0	0	0	0	12
No answer	9	6	0	0	0	0	0	0	0	0	0	6
Not applicable	BK	12158	354	7542	353	5907	1606	2992	2904	2832	2817	39465

171B. When you rated the importance of various qualities for children, were you thinking mostly about boys or mostly about girls?

[VAR: CHLDSEX1]

RESPONSE	PUNCH	YEAR										COL. 664
		1972-82	1982B	1983-87	1987B	1988-91	1993	1994	1996	1998	2000	ALL
Mostly about boys	1	0	0	359	0	0	0	0	0	0	0	359
Mostly about girls	2	0	0	154	0	0	0	0	0	0	0	154
About boys and equally (volunteered)	3	0	0	895	0	0	0	0	0	0	0	895
Don't know	8	0	0	16	0	0	0	0	0	0	0	16
No answer	9	0	0	49	0	0	0	0	0	0	0	49
Not applicable	BK	13626	354	6069	353	5907	1606	2992	2904	2832	2817	39460

REMARKS: See Appendix T, GSS Methodological Report No. 13.

172. Here are two statements. Will you tell me which one you agree with more?

- A. First, the younger generation should be taught by their elders to do what is right.
- B. Second, the younger generation should be taught to think for themselves even though they may do something their elders disapprove of.

[VAR: YOUNGEN]

RESPONSE	PUNCH	YEAR										COL. 665
		1972-82	1982B	1983-87	1987B	1988-91	1993	1994	1996	1998	2000	ALL
Taught by elders	1	658	0	0	0	0	0	0	0	0	0	658
Taught to think themselves	2	797	0	0	0	0	0	0	0	0	0	797
Don't know	8	6	0	0	0	0	0	0	0	0	0	6
No answer	9	7	0	0	0	0	0	0	0	0	0	7
Not applicable	BK	12158	354	7542	353	5907	1606	2992	2904	2832	2817	39465

173. Would you use this card and tell me which answer comes closest to how often you do the following things. . .

HAND
CARD AU

- A. Spend a social evening with relatives?

[VAR: SOCREL]

RESPONSE	PUNCH	YEAR										COL. 666
		1972-82	1982B	1983-87	1987B	1988-91	1993	1994	1996	1998	2000	ALL
Almost every day	1	602	51	350	0	341	84	155	179	150	180	2092
Once or twice a week	2	2187	80	1239	0	1036	263	507	526	505	492	6835
Several times a month	3	1357	54	839	0	727	209	363	323	316	369	4557
About once a month	4	1216	52	749	0	603	211	350	338	326	291	4136
Several times a year	5	1289	67	853	0	766	185	373	367	352	334	4586
About once a year	6	557	28	334	0	277	83	140	131	139	106	1795
Never	7	311	20	220	0	180	40	80	93	76	92	1112
Don't know	8	5	1	7	0	5	2	3	2	3	3	31
No answer	9	18	1	12	0	11	3	6	1	4	10	66
Not applicable	BK	6084	0	2939	353	1961	526	1015	944	961	940	15723

B. Spend a social evening with someone who lives in your neighborhood?

[VAR: SOCOMMUN]

RESPONSE	PUNCH	YEAR										COL. 667
		1972-82	1982B	1983-87	1987B	1988-91	1993	1994	1996	1998	2000	ALL
Almost every day	1	461	38	280	0	204	49	103	101	98	97	1431
Once or twice a week	2	1660	58	900	0	729	181	315	330	299	313	4785
Several times a month	3	922	48	559	0	430	130	227	223	196	206	2941
About once a month	4	1150	50	656	0	572	156	278	307	292	255	3716
Several times a year	5	947	53	558	0	478	138	248	248	261	220	3151
About once a year	6	613	30	445	0	341	102	188	182	193	197	2291
Never	7	1753	75	1188	0	1169	320	606	561	523	573	6768
Don't know	8	17	1	6	0	14	2	3	6	6	9	64
No answer	9	19	1	11	0	9	2	9	2	3	7	63
Not applicable	BK	6084	0	2939	353	1961	526	1015	944	961	940	15723

C. Spend a social evening with friends who live outside the neighborhood?

[VAR: SOCFREND]

RESPONSE	PUNCH	YEAR										COL. 668
		1972-82	1982B	1983-87	1987B	1988-91	1993	1994	1996	1998	2000	ALL
Almost every day	1	213	12	109	0	130	35	48	71	64	69	751
Once or twice a week	2	1405	68	891	0	732	227	391	410	347	357	4828
Several times a month	3	1468	60	912	0	765	220	408	400	399	379	5011
About once a month	4	1580	63	1005	0	922	214	445	427	383	401	5440
Several times a year	5	1441	77	865	0	694	218	354	328	379	338	4694
About once a year	6	585	33	316	0	267	65	139	142	126	137	1810
Never	7	817	38	490	0	422	97	181	177	158	181	2561
Don't know	8	16	2	4	0	4	1	1	4	10	7	49
No answer	9	17	1	11	0	10	3	10	1	5	8	66
Not applicable	BK	6084	0	2939	353	1961	526	1015	944	961	940	15723

D. Go to a bar or tavern?

[VAR: SOCBAR]

RESPONSE	PUNCH	YEAR										COL. 669
		1972-82	1982B	1983-87	1987B	1988-91	1993	1994	1996	1998	2000	ALL
Almost every day	1	146	7	70	0	44	7	20	25	26	20	365
Once or twice a week	2	675	28	392	0	308	85	142	144	125	142	2041
Several times a month	3	551	25	354	0	242	78	145	136	124	140	1795
About once a month	4	667	26	441	0	385	110	180	198	199	180	2386
Several times a year	5	841	45	529	0	415	120	261	250	232	223	2916
About once a year	6	714	28	470	0	457	120	243	250	239	233	2754
Never	7	3892	190	2329	0	2078	556	971	948	916	922	12802
Don't know	8	35	4	5	0	4	1	5	8	3	11	76
No answer	9	21	1	13	0	13	3	10	1	7	6	75
Not applicable	BK	6084	0	2939	353	1961	526	1015	944	961	940	15723

E. Spend a social evening with your parents?

[VAR: SOC PARS]

RESPONSE	PUNCH	YEAR										COL. 670
		1972-82	1982B	1983-87	1987B	1988-91	1993	1994	1996	1998	2000	ALL
Not appropriate												
(no such relatives)	0	1003	93	1407	0	1001	283	127	0	0	0	3914
Almost every day	1	159	45	281	0	254	73	27	0	0	0	839
Once or twice a week	2	433	50	641	0	581	154	66	0	0	0	1925
Several times a month	3	298	29	469	0	400	107	46	0	0	0	1349
About once a month	4	284	18	471	0	389	121	47	0	0	0	1330
Several times a year	5	374	33	594	0	547	148	65	0	0	0	1761
About once a year	6	226	26	389	0	304	92	51	0	0	0	1088
Never	7	237	53	330	0	438	95	75	0	0	0	1228
Don't know	8	7	6	5	0	15	2	2	0	0	0	37
No answer	9	17	1	16	0	17	5	1	0	0	0	57
Not applicable	BK	10588	0	2939	353	1961	526	2485	2904	2832	2817	27405

F. Spend a social evening with a brother or sister?

[VAR: SOC SIBS]

RESPONSE	PUNCH	YEAR										COL. 671
		1972-82	1982B	1983-87	1987B	1988-91	1993	1994	1996	1998	2000	ALL
Not appropriate												
(no such relatives)	0	309	47	424	0	310	95	45	0	0	0	1230
Almost every day	1	162	35	228	0	220	52	17	0	0	0	714
Once or twice a week	2	396	71	579	0	516	128	63	0	0	0	1753
Several times a month	3	358	44	592	0	422	140	57	0	0	0	1613
About once a month	4	380	35	609	0	559	152	54	0	0	0	1789
Several times a year	5	660	48	992	0	905	231	110	0	0	0	2946
About once a year	6	474	39	695	0	594	158	92	0	0	0	2052
Never	7	277	27	456	0	387	112	67	0	0	0	1326
Don't know	8	9	6	14	0	10	3	1	0	0	0	43
No answer	9	13	2	14	0	23	9	1	0	0	0	62
Not applicable	BK	10588	0	2939	353	1961	526	2485	2904	2832	2817	27405

REMARKS: CARD AU contained responses for punches 1-7.

174. As you know, many older people share a home with their grown children. Do you think this is generally a good idea or a bad idea?

[VAR: AGED]

RESPONSE	PUNCH	YEAR										COL. 672
		1972-82	1982B	1983-87	1987B	1988-91	1993	1994	1996	1998	2000	ALL
A good idea	1	2594	0	2737	194	1724	455	925	883	853	962	11327
Bad idea	2	3760	0	2408	87	1537	369	721	632	658	592	10764
Depends	3	1081	0	819	68	636	218	339	372	371	313	4217
Don't know	8	54	0	37	3	42	13	20	29	23	21	242
No answer	9	4	0	7	1	9	2	6	9	6	8	52
Not applicable	BK	6133	354	1534	0	1959	549	981	979	921	921	14331

REMARKS: If planning to perform trend analysis with this variable, please consult GSS Methodological Report No. 56.

175. Do you ever have occasion to use any alcoholic beverages such as liquor, wine, or beer, or are you a total abstainer?

[VAR: DRINK]

RESPONSE	PUNCH	YEAR										COL. 691
		1972-82	1982B	1983-87	1987B	1988-91	1993	1994	1996	1998	2000	ALL
Use alcohol (Ask A)	1	3280	0	4300	218	2714	733	353	0	0	0	11598
Total abstainer	2	1239	0	1691	135	1229	324	158	0	0	0	4776
No answer	9	11	0	17	0	5	0	0	0	0	0	33
Not applicable	BK	9096	354	1534	0	1959	549	2481	2904	2832	2817	24526

A. Do you sometimes drink more than you think you should?

[VAR: DRUNK]

RESPONSE	PUNCH	YEAR										COL. 692
		1972-82	1982B	1983-87	1987B	1988-91	1993	1994	1996	1998	2000	ALL
Yes	1	1210	0	1654	75	921	240	134	0	0	0	4234
No	2	2030	0	2615	142	1757	491	217	0	0	0	7252
Don't know	8	6	0	5	0	10	1	1	0	0	0	23
No answer	9	45	0	43	1	31	1	1	0	0	0	122
Not applicable (Punch 2 in Col. 691)	BK	10335	354	3225	135	3188	873	2639	2904	2832	2817	29302

176. Do you smoke?

[VAR: SMOKE]

RESPONSE	PUNCH	YEAR										COL. 693
		1972-82	1982B	1983-87	1987B	1988-91	1993	1994	1996	1998	2000	ALL
Yes (ASK A & B)	1	1851	0	2063	129	1252	288	142	0	0	0	5725
No (ASK D)	2	2671	0	3928	224	2689	767	369	0	0	0	10648
No answer	9	8	0	17	0	7	2	0	0	0	0	34
Not applicable	BK	9096	354	1534	0	1959	549	2481	2904	2832	2817	24526

IF YES:

A. Have you ever tried to give up smoking?

[VAR: QUITSMK]

RESPONSE	PUNCH	YEAR										COL. 694
		1972-82	1982B	1983-87	1987B	1988-91	1993	1994	1996	1998	2000	ALL
Yes (ASK B)	1	820	0	1503	89	935	218	117	0	0	0	3682
No (ASK B)	2	374	0	555	40	312	70	25	0	0	0	1376
No answer	9	13	0	23	0	13	2	0	0	0	0	51
Not applicable (Punch 2 in Col. 693)	BK	12419	354	5461	224	4647	1316	2850	2904	2832	2817	35824

B. Do you smoke cigarettes?

[VAR: SMOKECIG]

RESPONSE	PUNCH	YEAR										COL. 695
		1972-82	1982B	1983-87	1987B	1988-91	1993	1994	1996	1998	2000	ALL
Yes (ASK C)	1	1680	0	1075	0	0	0	0	0	0	0	2755
No (GO TO Q. 177)	2	150	0	55	0	0	0	0	0	0	0	205
No answer	9	29	0	12	0	0	0	0	0	0	0	41
Not applicable (Punch 2 in Col. 693)	BK	11767	354	6400	353	5907	1606	2992	2904	2832	2817	37932

IF YES TO Q. 176B:

C. Have you, yourself, smoked any cigarettes in the past week?

[VAR: CIGWEEK]

RESPONSE	PUNCH	YEAR										COL. 696
		1972-82	1982B	1983-87	1987B	1988-91	1993	1994	1996	1998	2000	ALL
Yes (GO TO Q. 177)	1	571	0	0	0	0	0	0	0	0	0	571
No (GO TO Q. 177)	2	6	0	0	0	0	0	0	0	0	0	6
No answer	9	21	0	0	0	0	0	0	0	0	0	21
Not applicable (Punch 2 in Col. 693 or Punch 2 in Col. 695) BK	BK	13028	354	7542	353	5907	1606	2992	2904	2832	2817	40335

IF NO:

D. Have you ever smoked regularly?

[VAR: EVSMOKE]

RESPONSE	PUNCH	YEAR										COL. 697
		1972-82	1982B	1983-87	1987B	1988-91	1993	1994	1996	1998	2000	ALL
Yes	1	599	0	1245	57	870	260	124	0	0	0	3155
No	2	1124	0	2572	162	1670	496	239	0	0	0	6263
No answer	9	72	0	128	5	156	13	6	0	0	0	380
Not applicable (Punch 1 in Col. 693)	BK	11831	354	3597	129	3211	837	2623	2904	2832	2817	31135

177. Now I'm going to read you several more statements. Some people agree with a statement, others disagree. As I read each one, tell me whether you more or less agree with it, or more or less disagree.

A. Next to health, money is the most important thing in life.

[VAR: ANOMIA1]

RESPONSE	PUNCH	YEAR										COL. 698
		1972-82	1982B	1983-87	1987B	1988-91	1993	1994	1996	1998	2000	ALL
Agree	1	1423	0	0	0	0	0	0	0	0	0	1423
Disagree	2	3040	0	0	0	0	0	0	0	0	0	3040
Don't know	8	22	0	0	0	0	0	0	0	0	0	22
No answer	9	2	0	0	0	0	0	0	0	0	0	2
Not applicable	BK	9139	354	7542	353	5907	1606	2992	2904	2832	2817	36446

B. You sometimes can't help wondering whether anything is worthwhile any more.

[VAR: ANOMIA2]

RESPONSE	PUNCH	YEAR										COL. 699
		1972-82	1982B	1983-87	1987B	1988-91	1993	1994	1996	1998	2000	ALL
Agree	1	1841	0	0	0	0	0	0	0	0	0	1841
Disagree	2	2594	0	0	0	0	0	0	0	0	0	2594
Don't know	8	39	0	0	0	0	0	0	0	0	0	39
No answer	9	13	0	0	0	0	0	0	0	0	0	13
Not applicable	BK	9139	354	7542	353	5907	1606	2992	2904	2832	2817	36446

C. To make money, there are no right and wrong ways any more, only easy and hard ways.

[VAR: ANOMIA3]

RESPONSE	PUNCH	YEAR										COL. 700
		1972-82	1982B	1983-87	1987B	1988-91	1993	1994	1996	1998	2000	ALL
Agree	1	1082	0	0	0	0	0	0	0	0	0	1082
Disagree	2	3294	0	0	0	0	0	0	0	0	0	3294
Don't know	8	97	0	0	0	0	0	0	0	0	0	97
No answer	9	14	0	0	0	0	0	0	0	0	0	14
Not applicable	BK	9139	354	7542	353	5907	1606	2992	2904	2832	2817	36446

REMARKS: See Appendix N for across survey changes.

178. Now I'd like your opinions on a number of different things. [See REMARKS.]

- A. Nowadays, a person has to live pretty much for today and let tomorrow take care of itself. Do you more or less agree with that, or more or less disagree?

[VAR: ANOMIA4]

RESPONSE	PUNCH	YEAR										COL. 701
		1972-82	1982B	1983-87	1987B	1988-91	1993	1994	1996	1998	2000	ALL
Agree	1	1995	0	0	0	0	0	0	0	0	0	1995
Disagree	2	2456	0	0	0	0	0	0	0	0	0	2456
Don't know	8	33	0	0	0	0	0	0	0	0	0	33
No answer	9	3	0	0	0	0	0	0	0	0	0	3
Not applicable	BK	9139	354	7542	353	5907	1606	2992	2904	2832	2817	36446

- B. In spite of what some people say, the lot (situation/condition) of the average man is getting worse, not better.

[VAR: ANOMIA5]

RESPONSE	PUNCH	YEAR										COL. 702
		1972-82	1982B	1983-87	1987B	1988-91	1993	1994	1996	1998	2000	ALL
Agree	1	5353	246	2459	259	2247	708	843	0	0	0	12115
Disagree	2	3322	81	1879	81	1495	319	375	0	0	0	7552
Don't know	8	296	21	123	13	164	43	35	0	0	0	695
No answer	9	20	6	12	0	14	5	2	0	0	0	59
Not applicable	BK	4635	0	3069	0	1987	531	1737	2904	2832	2817	20512

- C. It's hardly fair to bring a child into the world with the way things look for the future.

[VAR: ANOMIA6]

RESPONSE	PUNCH	YEAR										COL. 703
		1972-82	1982B	1983-87	1987B	1988-91	1993	1994	1996	1998	2000	ALL
Agree	1	3464	150	1653	198	1422	442	554	0	0	0	7883
Disagree	2	5233	174	2704	142	2380	600	670	0	0	0	11903
Don't know	8	260	20	106	12	106	30	30	0	0	0	564
No answer	9	34	10	10	1	12	3	1	0	0	0	71
Not applicable	BK	4635	0	3069	0	1987	531	1737	2904	2832	2817	20512

REMARKS: Q. 178 had same introduction as Q. 177. See Appendix N for across survey changes. In 1982 ANOMIA5, ANOMIA6, and ANOMIA7 appeared in a clustered order after Q. 147 on Form 1 and in an unclustered order (see Appendix B) on Form 2. See Q. 248 for the split ballot forms. See Appendix T, GSS Methodological Report No. 23. See Appendix P. If planning to perform trend analysis with ANOMIA6, consult GSS Methodological Report No. 56.

179. Now I'm going to read you several more statements. [See REMARKS.]

A. Most public officials (people in public office) are not really interested in the problems of the average man.

[VAR: ANOMIA7]

RESPONSE	PUNCH	YEAR										COL. 704
		1972-82	1982B	1983-87	1987B	1988-91	1993	1994	1996	1998	2000	ALL
Agree	1	5774	248	2953	273	2575	791	923	0	0	0	13537
Disagree	2	2933	82	1384	67	1197	254	299	0	0	0	6216
Don't know	8	248	15	117	11	138	25	29	0	0	0	583
No answer	9	36	9	19	2	10	5	4	0	0	0	85
Not applicable	BK	4635	0	3069	0	1987	531	1737	2904	2832	2817	20512

B. These days a person doesn't really know whom he can count on.

[VAR: ANOMIA8]

RESPONSE	PUNCH	YEAR										COL. 705
		1972-82	1982B	1983-87	1987B	1988-91	1993	1994	1996	1998	2000	ALL
Agree	1	3200	0	0	0	0	0	0	0	0	0	3200
Disagree	2	1238	0	0	0	0	0	0	0	0	0	1238
Don't know	8	42	0	0	0	0	0	0	0	0	0	42
No answer	9	7	0	0	0	0	0	0	0	0	0	7
Not applicable	BK	9139	354	7542	353	5907	1606	2992	2904	2832	2817	36446

C. Most people don't really care what happens to the next fellow.

[VAR: ANOMIA9]

RESPONSE	PUNCH	YEAR										COL. 706
		1972-82	1982B	1983-87	1987B	1988-91	1993	1994	1996	1998	2000	ALL
Agree	1	2461	0	0	0	0	0	0	0	0	0	2461
Disagree	2	1964	0	0	0	0	0	0	0	0	0	1964
Don't know	8	54	0	0	0	0	0	0	0	0	0	54
No answer	9	8	0	0	0	0	0	0	0	0	0	8
Not applicable	BK	9139	354	7542	353	5907	1606	2992	2904	2832	2817	36446

REMARKS: Q. 179 had same introduction as Q. 177. See Appendix N for across survey changes. If planning to perform trend analysis with ANOMIA7, please consult GSS Methodological Report No. 56.

IF R HAS A JOB, ASK Qs. 180A and 180B.

180. A. Thinking about the next 12 months, how likely do you think it is that you will lose your job or be laid off--very likely, fairly likely, not too likely, or not at all likely?

[VAR: JOBLOSE]

RESPONSE	PUNCH	YEAR										COL. 707
		1972-82	1982B	1983-87	1987B	1988-91	1993	1994	1996	1998	2000	
Very likely	1	134	15	150	0	106	30	72	59	46	44	656
Fairly likely	2	140	26	171	0	123	54	58	91	53	53	769
Not too likely	3	628	56	642	0	586	179	347	378	327	270	3413
Not at all likely	4	1739	69	1744	0	1598	405	807	812	806	860	8840
Will be leaving labor force (vol.)	5	5	0	0	0	0	0	0	0	0	0	5
Don't know	8	39	10	44	0	27	9	15	24	20	19	207
No answer	9	16	3	20	0	7	4	12	9	9	10	90
Not applicable (Punches 4-8 in Col. 7)	BK	10925	175	4771	353	3460	925	1681	1531	1571	1561	26953

B. About how easy would it be for you to find a job with another employer with approximately the same income and fringe benefits you now have? Would you say very easy, somewhat easy, or not easy at all?

[VAR: JOBFIND]

RESPONSE	PUNCH	YEAR										COL. 708
		1972-82	1982B	1983-87	1987B	1988-91	1993	1994	1996	1998	2000	
Very easy	1	676	28	649	0	708	147	268	363	376	461	3676
Somewhat easy	2	780	35	844	0	780	220	419	437	437	402	4354
Not easy at all	3	1157	107	1205	0	905	298	585	533	408	360	5558
Don't know	8	60	6	52	0	43	11	30	29	28	23	282
No answer	9	28	3	21	0	11	5	9	11	12	10	110
Not applicable (Punches 4-8 in Col. 7)	BK	10925	175	4771	353	3460	925	1681	1531	1571	1561	26953

IF CURRENTLY WORKING, TEMPORARILY NOT AT WORK, OR KEEPING HOUSE, ASK Q. 181.

181. On the whole, how satisfied are you with the work you do--would you say you are very satisfied, moderately satisfied, a little dissatisfied, or very dissatisfied?

[VAR: SATJOB]

RESPONSE	PUNCH	YEAR										COL. 709
		1972-82	1982B	1983-87	1987B	1988-91	1993	1994	1996	1998	2000	ALL
Very satisfied	1	5266	112	2885	105	2085	532	1078	1041	1067	981	15152
Moderately satisfied	2	3894	100	2294	112	1822	505	932	918	851	918	12346
A little dissatisfied	3	1049	41	640	35	459	133	247	253	223	186	3266
Very dissatisfied	4	461	15	284	22	183	58	81	101	75	77	1357
Don't know	8	19	3	3	1	7	1	7	3	7	8	59
No answer	9	347	19	228	13	215	48	96	100	82	105	1253
Not applicable (Punches 5, 6, and 8 in Col. 7)	BK	2590	64	1208	65	1136	329	551	488	527	542	7500

REMARKS: See Appendix N for across survey changes. If planning to perform trend analysis with this variable, please consult GSS Methodological Report No. 56.

IF CURRENTLY WORKING OR TEMPORARILY NOT AT WORK, ASK Q. 182.

182. If you were to get enough money to live as comfortably as you would like for the rest of your life, would you continue to work or would you stop working?

[VAR: RICHWORK]

RESPONSE	PUNCH	YEAR										COL. 710
		1972-82	1982B	1983-87	1987B	1988-91	1993	1994	1996	1998	2000	ALL
Continue to work	1	3626	135	2120	169	1740	474	895	927	894	833	11813
Stop working	2	1510	60	769	47	722	213	465	437	391	412	5026
Don't know	8	75	5	21	3	31	13	16	22	18	22	226
No answer	9	71	4	25	2	18	5	6	106	5	6	248
Not applicable (Punch 567, and 8 in Col. 7)	BK	8344	150	4607	132	3396	901	1610	1412	1524	1544	23620

REMARKS: See Appendix N for across survey changes. If planning to perform trend analysis with this variable, please consult GSS Methodological Report No. 56.

183. (a) Would you please look at this card and tell me which one thing on this list you would most prefer in a job?
- (b) Which comes next?
- (c) Which is third most important?
- (d) Which is fourth most important?

A. High Income

HAND CARD AV

[VAR: JOBINC]

RESPONSE	PUNCH	YEAR										COL. 711
		1972-82	1982B	1983-87	1987B	1988-91	1993	1994	1996	1998	2000	ALL
Most	1	1618	70	884	119	820	202	104	0	0	0	3817
Next	2	1905	45	1122	87	937	297	121	0	0	0	4514
Third	3	2481	24	1384	82	1158	289	138	0	0	0	5556
Fourth	4	1485	15	776	43	655	189	81	0	0	0	3244
Fifth [See REMARKS]	5	511	9	205	11	181	60	19	0	0	0	996
No answer	9	232	13	102	11	169	38	21	0	0	0	586
Not applicable	BK	5394	178	3069	0	1987	531	2508	2904	2832	2817	22220

B. No danger of being fired

[VAR: JOBSEC]

RESPONSE	PUNCH	YEAR										COL. 712
		1972-82	1982B	1983-87	1987B	1988-91	1993	1994	1996	1998	2000	ALL
Most	1	602	19	301	37	219	91	39	0	0	0	1308
Next	2	1089	47	523	58	473	146	71	0	0	0	2407
Third	3	1594	40	883	79	809	210	103	0	0	0	3718
Fourth	4	2471	37	1518	109	1232	348	152	0	0	0	5867
Fifth [See REMARKS]	5	2244	20	1146	59	1018	242	98	0	0	0	4827
No answer	9	232	13	102	11	169	38	21	0	0	0	586
Not applicable	BK	5394	178	3069	0	1987	531	2508	2904	2832	2817	22220

C. Workings hours are short, lots of free time

[VAR: JOBHOUR]

RESPONSE	PUNCH	YEAR										COL. 713
		1972-82	1982B	1983-87	1987B	1988-91	1993	1994	1996	1998	2000	ALL
Most	1	334	5	145	10	116	37	10	0	0	0	657
Next	2	745	12	311	26	270	65	39	0	0	0	1468
Third	3	992	25	428	33	391	111	45	0	0	0	2025
Fourth	4	1968	38	1018	76	904	219	94	0	0	0	4317
Fifth [See REMARKS]	5	3961	83	2469	197	2070	605	275	0	0	0	9660
No answer	9	232	13	102	11	169	38	21	0	0	0	586
Not applicable	BK	5394	178	3069	0	1987	531	2508	2904	2832	2817	22220

D. Chances for advancement

[VAR: JOBPRMO]

RESPONSE	PUNCH	YEAR										COL. 714
		1972-82	1982B	1983-87	1987B	1988-91	1993	1994	1996	1998	2000	ALL
Most	1	1475	33	871	74	671	177	82	0	0	0	3383
Next	2	2825	35	1569	108	1324	358	149	0	0	0	6368
Third	3	1839	41	1025	86	915	257	114	0	0	0	4277
Fourth	4	1155	30	608	43	550	163	77	0	0	0	2626
Fifth [See REMARKS]	5	706	24	298	31	291	82	41	0	0	0	1473
No answer	9	232	13	102	11	169	38	21	0	0	0	586
Not applicable	BK	5394	178	3069	0	1987	531	2508	2904	2832	2817	22220

E. Work important and gives a feeling of accomplishment

[VAR: JOBMEANS]

RESPONSE	PUNCH	YEAR										COL. 715
		1972-82	1982B	1983-87	1987B	1988-91	1993	1994	1996	1998	2000	ALL
Most	1	3971	36	2170	102	1925	530	228	0	0	0	8962
Next	2	1436	24	846	63	747	171	83	0	0	0	3370
Third	3	1094	33	651	62	478	170	63	0	0	0	2551
Fourth	4	921	43	451	71	410	118	59	0	0	0	2073
Fifth [See REMARKS]	5	578	27	253	44	191	48	30	0	0	0	1171
No answer	9	232	13	102	11	169	38	21	0	0	0	586
Not applicable	BK	5394	178	3069	0	1987	531	2508	2904	2832	2817	22220

REMARKS: CARD AV contains items A-E only. Job characteristic not chosen is coded "fifth", punch 5. Q. 183 appeared only on Form I in 1982. See Q. 184. See Appendices P and R.

184. On these cards there are various aspects of jobs. How important do you personally consider these job characteristics? Using the scale from one to seven for your answers again, tell me for each card its letter and the number you've decided on.

SHUFFLE THE PINK CARDS BEFORE HANDING TO RESPONDENT.

SHOW
PINK
CARDS

A. Job security

[VAR: JOBKEEP]

RESPONSE	PUNCH	YEAR										COL. 716
		1972-82	1982B	1983-87	1987B	1988-91	1993	1994	1996	1998	2000	ALL
Unimportant 1	19	3	0	0	0	0	0	0	0	0	0	22
. 2	8	1	0	0	0	0	0	0	0	0	0	9
. 3	15	2	0	0	0	0	0	0	0	0	0	17
. 4	32	5	0	0	0	0	0	0	0	0	0	37
. 5	69	10	0	0	0	0	0	0	0	0	0	79
. 6	121	16	0	0	0	0	0	0	0	0	0	137
Important 7	478	139	0	0	0	0	0	0	0	0	0	617
Don't know 8	5	1	0	0	0	0	0	0	0	0	0	6
No answer 9	12	1	0	0	0	0	0	0	0	0	0	13
Not applicable BK	12867	176	7542	353	5907	1606	2992	2904	2832	2817	39996	

B. High Income

[VAR: JOBPAY]

RESPONSE	PUNCH	YEAR										COL. 717
		1972-82	1982B	1983-87	1987B	1988-91	1993	1994	1996	1998	2000	ALL
Unimportant 1	13	3	0	0	0	0	0	0	0	0	0	16
. 2	13	1	0	0	0	0	0	0	0	0	0	14
. 3	13	3	0	0	0	0	0	0	0	0	0	16
. 4	61	4	0	0	0	0	0	0	0	0	0	65
. 5	187	14	0	0	0	0	0	0	0	0	0	201
. 6	163	30	0	0	0	0	0	0	0	0	0	193
Important 7	292	120	0	0	0	0	0	0	0	0	0	412
Don't know 8	5	1	0	0	0	0	0	0	0	0	0	6
No answer 9	12	2	0	0	0	0	0	0	0	0	0	14
Not applicable BK	12867	176	7542	353	5907	1606	2992	2904	2832	2817	39996	

C. Good opportunities for advancement

[VAR: JOBRISE]

RESPONSE	PUNCH	YEAR										COL. 718	
		1972-82	1982B	1983-87	1987B	1988-91	1993	1994	1996	1998	2000		ALL
Unimportant	1	13	2	0	0	0	0	0	0	0	0	0	15
.	2	10	0	0	0	0	0	0	0	0	0	0	10
.	3	16	5	0	0	0	0	0	0	0	0	0	21
.	4	40	4	0	0	0	0	0	0	0	0	0	44
.	5	109	15	0	0	0	0	0	0	0	0	0	124
.	6	184	37	0	0	0	0	0	0	0	0	0	221
Important	7	368	112	0	0	0	0	0	0	0	0	0	480
Don't know	8	5	1	0	0	0	0	0	0	0	0	0	6
No answer	9	14	2	0	0	0	0	0	0	0	0	0	16
Not applicable	BK	12867	176	7542	353	5907	1606	2992	2904	2832	2817	39996	

D. An occupation that is recognized and respected

[VAR: JOBHONOR]

RESPONSE	PUNCH	YEAR										COL. 719	
		1972-82	1982B	1983-87	1987B	1988-91	1993	1994	1996	1998	2000		ALL
Unimportant	1	8	1	0	0	0	0	0	0	0	0	0	9
.	2	15	2	0	0	0	0	0	0	0	0	0	17
.	3	19	6	0	0	0	0	0	0	0	0	0	25
.	4	72	11	0	0	0	0	0	0	0	0	0	83
.	5	129	26	0	0	0	0	0	0	0	0	0	155
.	6	159	37	0	0	0	0	0	0	0	0	0	196
Important	7	337	92	0	0	0	0	0	0	0	0	0	429
Don't know	8	7	1	0	0	0	0	0	0	0	0	0	8
No answer	9	13	2	0	0	0	0	0	0	0	0	0	15
Not applicable	BK	12867	176	7542	353	5907	1606	2992	2904	2832	2817	39996	

E. An occupation that leaves one a lot of leisure time

[VAR: JOBOFF]

RESPONSE	PUNCH	YEAR										COL. 720	
		1972-82	1982B	1983-87	1987B	1988-91	1993	1994	1996	1998	2000		ALL
Unimportant	1	61	18	0	0	0	0	0	0	0	0	0	79
.	2	44	17	0	0	0	0	0	0	0	0	0	61
.	3	91	16	0	0	0	0	0	0	0	0	0	107
.	4	143	20	0	0	0	0	0	0	0	0	0	163
.	5	194	32	0	0	0	0	0	0	0	0	0	226
.	6	105	29	0	0	0	0	0	0	0	0	0	134
Important	7	102	43	0	0	0	0	0	0	0	0	0	145
Don't know	8	5	1	0	0	0	0	0	0	0	0	0	6
No answer	9	14	2	0	0	0	0	0	0	0	0	0	16
Not applicable	BK	12867	176	7542	353	5907	1606	2992	2904	2832	2817	39996	

F. An interesting job

[VAR: JOBINTER]

RESPONSE	PUNCH	YEAR										COL. 721	
		1972-82	1982B	1983-87	1987B	1988-91	1993	1994	1996	1998	2000	ALL	
Unimportant	1	6	3	0	0	0	0	0	0	0	0	0	9
.	2	5	4	0	0	0	0	0	0	0	0	0	9
.	3	5	5	0	0	0	0	0	0	0	0	0	10
.	4	31	11	0	0	0	0	0	0	0	0	0	42
.	5	58	12	0	0	0	0	0	0	0	0	0	70
.	6	157	32	0	0	0	0	0	0	0	0	0	189
Important	7	478	108	0	0	0	0	0	0	0	0	0	586
Don't know	8	6	1	0	0	0	0	0	0	0	0	0	7
No answer	9	13	2	0	0	0	0	0	0	0	0	0	15
Not applicable	BK	12867	176	7542	353	5907	1606	2992	2904	2832	2817	39996	

G. A job that allows one to work independently

[VAR: JOBINDEP]

RESPONSE	PUNCH	YEAR										COL. 722	
		1972-82	1982B	1983-87	1987B	1988-91	1993	1994	1996	1998	2000	ALL	
Unimportant	1	18	4	0	0	0	0	0	0	0	0	0	22
.	2	7	3	0	0	0	0	0	0	0	0	0	10
.	3	15	8	0	0	0	0	0	0	0	0	0	23
.	4	53	11	0	0	0	0	0	0	0	0	0	64
.	5	154	27	0	0	0	0	0	0	0	0	0	181
.	6	172	33	0	0	0	0	0	0	0	0	0	205
Important	7	320	89	0	0	0	0	0	0	0	0	0	409
Don't know	8	6	1	0	0	0	0	0	0	0	0	0	7
No answer	9	14	2	0	0	0	0	0	0	0	0	0	16
Not applicable	BK	12867	176	7542	353	5907	1606	2992	2904	2832	2817	39996	

H. Responsible job tasks

[VAR: JOBRRESP]

RESPONSE	PUNCH	YEAR										COL. 723	
		1972-82	1982B	1983-87	1987B	1988-91	1993	1994	1996	1998	2000	ALL	
Unimportant	1	6	2	0	0	0	0	0	0	0	0	0	8
.	2	7	2	0	0	0	0	0	0	0	0	0	9
.	3	13	5	0	0	0	0	0	0	0	0	0	18
.	4	33	10	0	0	0	0	0	0	0	0	0	43
.	5	106	25	0	0	0	0	0	0	0	0	0	131
.	6	212	44	0	0	0	0	0	0	0	0	0	256
Important	7	360	87	0	0	0	0	0	0	0	0	0	447
Don't know	8	9	1	0	0	0	0	0	0	0	0	0	10
No answer	9	13	2	0	0	0	0	0	0	0	0	0	15
Not applicable	BK	12867	176	7542	353	5907	1606	2992	2904	2832	2817	39996	

I. A lot of contact with other people

[VAR: JOBPEOP]

RESPONSE	PUNCH	YEAR										COL. 724
		1972-82	1982B	1983-87	1987B	1988-91	1993	1994	1996	1998	2000	
Unimportant	1	18	12	0	0	0	0	0	0	0	0	30
.	2	23	6	0	0	0	0	0	0	0	0	29
.	3	37	11	0	0	0	0	0	0	0	0	48
.	4	83	22	0	0	0	0	0	0	0	0	105
.	5	159	17	0	0	0	0	0	0	0	0	176
.	6	166	37	0	0	0	0	0	0	0	0	203
Important	7	254	69	0	0	0	0	0	0	0	0	323
Don't know	8	5	1	0	0	0	0	0	0	0	0	6
No answer	9	14	3	0	0	0	0	0	0	0	0	17
Not applicable	BK	12867	176	7542	353	5907	1606	2992	2904	2832	2817	39996

J. An occupation in which one can help others

[VAR: JOBHELP]

RESPONSE	PUNCH	YEAR										COL. 725
		1972-82	1982B	1983-87	1987B	1988-91	1993	1994	1996	1998	2000	
Unimportant	1	12	2	0	0	0	0	0	0	0	0	14
.	2	12	4	0	0	0	0	0	0	0	0	16
.	3	25	4	0	0	0	0	0	0	0	0	29
.	4	42	8	0	0	0	0	0	0	0	0	50
.	5	89	14	0	0	0	0	0	0	0	0	103
.	6	167	33	0	0	0	0	0	0	0	0	200
Important	7	396	110	0	0	0	0	0	0	0	0	506
Don't know	8	5	1	0	0	0	0	0	0	0	0	6
No answer	9	11	2	0	0	0	0	0	0	0	0	13
Not applicable	BK	12867	176	7542	353	5907	1606	2992	2904	2832	2817	39996

K. A job that is useful to society

[VAR: JOBSOC]

RESPONSE	PUNCH	YEAR										COL. 726
		1972-82	1982B	1983-87	1987B	1988-91	1993	1994	1996	1998	2000	
Unimportant	1	13	10	0	0	0	0	0	0	0	0	23
.	2	15	2	0	0	0	0	0	0	0	0	17
.	3	26	4	0	0	0	0	0	0	0	0	30
.	4	55	7	0	0	0	0	0	0	0	0	62
.	5	110	20	0	0	0	0	0	0	0	0	130
.	6	175	34	0	0	0	0	0	0	0	0	209
Important	7	345	98	0	0	0	0	0	0	0	0	443
Don't know	8	6	1	0	0	0	0	0	0	0	0	7
No answer	9	14	2	0	0	0	0	0	0	0	0	16
Not applicable	BK	12867	176	7542	353	5907	1606	2992	2904	2832	2817	39996

185. B. If you were asked to use one of five names for your social class, which would you say you belong in: the lower class, the working class, the middle class, the upper middle class, or the upper class?

[VAR: CLASSY]

RESPONSE	PUNCH	YEAR										COL. 730
		1972-82	1982B	1983-87	1987B	1988-91	1993	1994	1996	1998	2000	ALL
Lower class	1	32	0	0	0	0	0	0	0	0	0	32
Working class	2	308	0	0	0	0	0	0	0	0	0	308
Middle class	3	308	0	0	0	0	0	0	0	0	0	308
Upper middle class	4	79	0	0	0	0	0	0	0	0	0	79
Upper class	5	18	0	0	0	0	0	0	0	0	0	18
No answer	9	6	0	0	0	0	0	0	0	0	0	6
Not applicable	BK	12875	354	7542	353	5907	1606	2992	2904	2832	2817	40182

REMARKS: Q. 185B appeared on Form 2 in 1973. It is a variant of Q. 185A. See Appendix P.

186. In our society there are groups which tend to be towards the top and those that are towards the bottom. Here we have a scale that runs from top to bottom.

A. Where would you put yourself on this scale?

HAND SCALE AND PENCIL TO RESPONDENT. LET RESPONDENT MARK SCALE. Be sure that the mark is within one of the boxes. Record answer below.

HAND
CARD AW

[VAR: RANK]

RESPONSE	PUNCH	YEAR										COL. 731-732
		1972-82	1982B	1983-87	1987B	1988-91	1993	1994	1996	1998	2000	ALL
1 TOP	1	0	0	95	17	0	0	0	0	0	33	145
2	2	0	0	84	2	0	0	0	0	0	33	119
3	3	0	0	267	15	0	0	0	0	0	117	399
4	4	0	0	305	23	0	0	0	0	0	174	502
5	5	0	0	635	66	0	0	0	0	0	352	1053
6	6	0	0	264	44	0	0	0	0	0	188	496
7	7	0	0	166	43	0	0	0	0	0	117	326
8	8	0	0	112	22	0	0	0	0	0	64	198
9	9	0	0	31	10	0	0	0	0	0	24	65
10 BOTTOM	10	0	0	45	18	0	0	0	0	0	18	81
Don't Know	98	0	0	17	0	0	0	0	0	0	7	24
No answer	99	0	0	59	19	0	0	0	0	0	145	223
Not applicable	BK	13626	354	5462	74	5907	1606	2992	2904	2832	1545	37302

B. And ten years ago, where did you fit in then?

[VAR: RANK10]

RESPONSE	PUNCH	YEAR										COL. 733-734
		1972-82	1982B	1983-87	1987B	1988-91	1993	1994	1996	1998	2000	ALL
1 TOP	1	0	0	0	0	0	0	0	0	0	27	27
2	2	0	0	0	0	0	0	0	0	0	49	49
3	3	0	0	0	0	0	0	0	0	0	106	106
4	4	0	0	0	0	0	0	0	0	0	132	132
5	5	0	0	0	0	0	0	0	0	0	239	239
6	6	0	0	0	0	0	0	0	0	0	194	194
7	7	0	0	0	0	0	0	0	0	0	149	149
8	8	0	0	0	0	0	0	0	0	0	133	133
9	9	0	0	0	0	0	0	0	0	0	52	52
10 BOTTOM	10	0	0	0	0	0	0	0	0	0	40	40
Don't Know	98	0	0	0	0	0	0	0	0	0	7	7
No answer	99	0	0	0	0	0	0	0	0	0	144	144
Not applicable	BK	13626	354	7542	353	5907	1606	2992	2904	2832	1545	39661

REMARKS: Card AW lists punches 1-10 in 10 vertically arranged boxes. Q. 186A appeared on Form 2 in 1983. It is a variant of Q. 185A. See Appendix T, GSS Methodological Report No. 29. See Appendices P and R. In 1987, Q. 186A appeared on the ISSP supplement module on Social Inequality, see also Qs. 899-912. In 2000, Q. 186A and 186B were asked on an ISSP module on Social Inequality, see Qs. 899-923. If planning to perform trend analysis with this variable, please consult GSS Methodological Report No. 56.

187. A. We are interested in how people are getting along financially these days. So far as you and your family are concerned, would you say that you are pretty well satisfied with your present financial situation, more or less satisfied, or not satisfied at all?

[VAR: SATFIN]

RESPONSE	PUNCH	YEAR										COL. 735
		1972-82	1982B	1983-87	1987B	1988-91	1993	1994	1996	1998	2000	ALL
Pretty well satisfied	1	4209	60	2202	69	1743	430	832	803	849	834	12031
More or less satisfied	2	6035	131	3320	157	2619	712	1365	1287	1255	1261	18142
Not satisfied at all	3	3324	158	1986	124	1517	454	779	806	720	708	10576
Don't know	8	24	2	18	0	15	7	5	4	5	9	89
No answer	9	34	3	16	3	13	3	11	4	3	5	95

B. During the last few years, has your financial situation been getting better, worse, or has it stayed the same?

[VAR: FINALTER]

RESPONSE	PUNCH	YEAR										COL. 736
		1972-82	1982B	1983-87	1987B	1988-91	1993	1994	1996	1998	2000	ALL
Getting better	1	5134	83	2883	128	2303	552	1075	1123	1263	1263	15807
Getting worse	2	3036	128	1664	65	1161	422	674	610	443	474	8677
Stayed the same	3	5333	138	2932	155	2413	619	1221	1159	1103	1065	16138
Don't know	8	38	3	29	3	13	9	10	6	14	9	134
No answer	9	85	2	34	2	17	4	12	6	9	6	177

188. Compared with American families in general, would you say your family income is far below average, below average, average, above average, or far above average? (PROBE: Just your best guess.)

[VAR: FINRELA]

RESPONSE	PUNCH	YEAR										COL. 737
		1972-82	1982B	1983-87	1987B	1988-91	1993	1994	1996	1998	2000	ALL
Far below average	1	593	36	417	24	276	102	138	177	168	165	2096
Below average	2	3100	124	1765	118	1361	373	714	700	639	615	9509
Average	3	7325	170	3761	166	2979	776	1436	1384	1322	1354	20673
Above average	4	2293	14	1391	31	1130	305	592	534	595	562	7447
Far above average	5	195	3	136	6	109	31	68	73	64	87	772
Don't know	8	91	5	56	5	40	12	30	27	39	29	334
No answer	9	29	2	16	3	12	7	14	9	5	5	102

189. Living where you do now and meeting the expenses you consider necessary, what would be the very smallest amount of income per month--after taxes--your household would need to make ends meet?

[VAR: INCNEED]

RESPONSE	PUNCH	YEAR										COL. 738-742
		1972-82	1982B	1983-87	1987B	1988-91	1993	1994	1996	1998	2000	ALL
\$0-500	0-00500	298	106	0	0	0	0	0	0	0	0	404
\$501-1000	00501-01000	619	142	0	0	0	0	0	0	0	0	761
\$1001-5000	01001-05000	353	48	0	0	0	0	0	0	0	0	401
\$5001 +	05001-99996	6	1	0	0	0	0	0	0	0	0	7
REFUSED	99997	29	16	0	0	0	0	0	0	0	0	45
Don't know	99998	188	35	0	0	0	0	0	0	0	0	223
No answer	99999	13	6	0	0	0	0	0	0	0	0	19
Not applicable	BK 12120	0	7542	353	5907	1606	2992	2904	2832	2817	39073	

REMARKS: This variable codes exact number of dollars mentioned in Cols. 738-742. The collapsed numbers above are for convenience of display only.

190. What is the smallest amount of money a family of four (husband, wife and two children) needs each week to get along in this community?

[VAR: MININC]

RESPONSE	PUNCH	YEAR										COL. 743-745
		1972-82	1982B	1983-87	1987B	1988-91	1993	1994	1996	1998	2000	ALL
0-\$249	0-249	0	0	289	0	0	0	0	0	0	0	289
\$250-499	250-499	0	0	830	0	0	0	0	0	0	0	830
\$500-749	500-749	0	0	203	0	0	0	0	0	0	0	203
\$750+	750-997	0	0	53	0	0	0	0	0	0	0	53
Don't know	998	0	0	78	0	0	0	0	0	0	0	78
No answer	999	0	0	17	0	0	0	0	0	0	0	17
Not applicable	BK 13626	354	6072	353	5907	1606	2992	2904	2832	2817	39463	

REMARKS: This variable codes exact number of dollars mentioned in Cols. 743-745. The collapsed numbers above are for convenience of display only. This variable was part of the 1986 Topical Module on Welfare; see also Qs. 216, 946, and the Welfare Vignettes.

IF R IS CURRENTLY WORKING (INCLUDING THOSE ON VACATION, STRIKE, ILL. LAST WEEK)--ASK Qs. 191 AND 192 ABOUT R. IF R MARRIED AND NOT WORKING--ASK Qs.191 AND 192 ABOUT SPOUSE IF SPOUSE IS WORKING. IF NEITHER R NOR SPOUSE IS WORKING, SKIP TO Q. 193.

191. Do you (does your [SPOUSE]) have a supervisor on (your/his/her) job to whom you are (he/she/is) directly responsible?

[VAR: WKSUB]

RESPONSE	PUNCH	YEAR										COL. 746
		1972-82	1982B	1983-87	1987B	1988-91	1993	1994	1996	1998	2000	ALL
Yes (ASK A)	1	6038	169	2547	188	2354	620	1174	1170	1122	1096	16478
No	2	1529	22	688	39	581	144	278	302	250	213	4046
Don't know	8	13	0	7	0	7	0	1	2	3	3	36
No answer	9	162	15	20	3	115	3	7	10	22	38	395
Not applicable (Not working, Not married, Married-spouse not working)	BK	5884	148	4280	123	2850	839	1532	1420	1435	1467	19978

REMARKS: In 1991 this question was asked of respondents on all three ballots as compared to only two ballots in other years. This question was still asked of respondents' spouses, when applicable, on two ballots as done previously before 1991.

A. IF YES: Does that person have a supervisor on the job to whom he is directly responsible?

[VAR: WKSUBS]

RESPONSE	PUNCH	YEAR										COL. 747
		1972-82	1982B	1983-87	1987B	1988-91	1993	1994	1996	1998	2000	ALL
Yes	3	4805	132	1991	158	1650	478	926	930	866	867	12803
No	4	1138	28	525	26	413	123	230	214	233	209	3139
Don't know	8	52	6	21	3	21	10	10	10	13	8	154
No answer	9	174	18	30	4	126	12	14	26	32	50	486
Not applicable (Punches 2, 8, and BK in Col.744)	BK	7457	170	4975	162	3697	983	1812	1724	1688	1683	24351

REMARKS: See Appendix N for across survey changes.

192. In your (SPOUSE'S) job, (do you/does he/she) supervise anyone who is directly responsible to (you/him/her)?

[VAR: WKSUP]

RESPONSE	PUNCH	YEAR										COL. 748
		1972-82	1982B	1983-87	1987B	1988-91	1993	1994	1996	1998	2000	ALL
Yes (ASK A)	1	2965	55	1337	75	1040	329	586	585	564	504	8040
No	2	4346	124	1798	145	1538	422	842	847	780	755	11597
Don't know	8	24	2	20	2	7	5	3	6	8	9	86
No answer	9	407	25	107	8	158	11	29	46	45	82	918
Not applicable (Not working, Not married, Married--spouse not working)	BK	5884	148	4280	123	3164	839	1532	1420	1435	1467	20292

A. IF YES: Do any of those persons supervise anyone else?

[VAR: WKSUPS]

RESPONSE	PUNCH	YEAR										COL. 749
		1972-82	1982B	1983-87	1987B	1988-91	1993	1994	1996	1998	2000	ALL
Yes	3	953	18	472	18	349	124	202	217	204	181	2738
No	4	1951	36	849	57	672	198	378	351	348	310	5150
Don't know	8	30	0	11	0	14	4	5	8	6	6	84
No answer	9	372	26	112	8	163	15	29	55	50	89	919
Not applicable (Punches 2, 8, and BK in Col. 748)	BK	10320	274	6098	270	4709	1265	2378	2273	2224	2231	32042

REMARKS: See Appendix T, GSS Methodological Report No. 11.

ASK EVERYONE:

193. At any time during the last ten years, have you been unemployed and looking for work for as long as a month?

[VAR: UNEMP]

RESPONSE	PUNCH	YEAR										COL. 750
		1972-82	1982B	1983-87	1987B	1988-91	1993	1994	1996	1998	2000	ALL
Yes	1	2918	0	1473	0	1173	341	647	642	580	561	8335
No	2	7569	0	3056	0	2765	712	1357	1275	1316	1278	19328
Don't know	8	3	0	3	0	5	0	1	3	1	8	24
No answer	9	17	0	10	0	5	4	6	5	14	11	72
Not applicable	BK	3119	354	3000	353	1959	549	981	979	921	959	13174

194. Did you ever--because of sickness, unemployment, or any other reason--receive any- thing like welfare, unemployment insurance, or other aid from government agencies?

[VAR: GOVAID]

RESPONSE	PUNCH	YEAR										COL. 751
		1972-82	1982B	1983-87	1987B	1988-91	1993	1994	1996	1998	2000	
Yes	1	3711	0	614	0	0	0	0	0	0	0	4325
No	2	6780	0	980	0	0	0	0	0	0	0	7760
Don't know	8	12	0	3	0	0	0	0	0	0	0	15
No answer	9	4	0	2	0	0	0	0	0	0	0	6
Not applicable	BK	3119	354	5943	353	5907	1606	2992	2904	2832	2817	28827

195. Have you personally ever received income from Aid to Families with Dependent Children (AFDC), General Assistance, Supplemental Security Income, or Food Stamps? CIRCLE ONE CODE ONLY.

[VAR: GETAID]

RESPONSE	PUNCH	YEAR										COL. 752
		1972-82	1982B	1983-87	1987B	1988-91	1993	1994	1996	1998	2000	
Yes, 1 or more	1	0	0	281	0	0	0	0	0	0	0	281
No	2	0	0	1179	0	0	0	0	0	0	0	1179
No answer	9	0	0	10	0	0	0	0	0	0	0	10
Not applicable	BK	13626	354	6072	353	5907	1606	2992	2904	2832	2817	39463

196. Do you (or your [SPOUSE]) belong to a labor union? (Who?)

[VAR: UNION]

RESPONSE	PUNCH	YEAR										COL. 753
		1972-82	1982B	1983-87	1987B	1988-91	1993	1994	1996	1998	2000	
Yes, respondent belongs1	1073	0	804	58	491	155	225	224	189	210	3429
Yes, spouse belongs	2	635	0	376	14	233	82	77	86	80	77	1660
Yes, both belong	3	140	0	122	10	63	12	31	34	48	24	484
No, neither belong	4	5606	0	5336	265	3640	1342	1650	1566	1577	1577	22559
Don't know	8	3	0	2	0	2	3	0	0	2	0	12
No answer	9	36	0	45	6	19	12	28	15	15	8	184
Not applicable	BK	6133	354	857	0	1459	0	981	979	921	921	12605

REMARKS: In 1985 this question appeared on ISSP supplement, see Appendix R.

197. Some people say that people get ahead by their own hard work; others say that lucky breaks or help from other people are more important. Which do you think is most important?

[VAR: GETAHEAD]

RESPONSE	PUNCH	YEAR										COL. 754
		1972-82	1982B	1983-87	1987B	1988-91	1993	1994	1996	1998	2000	ALL
Hard work most important	1	5568	159	2943	216	2576	703	1375	1333	1247	1194	17314
Hard work, luck equally important	2	2353	126	823	57	799	231	386	344	417	451	5987
Luck most important	3	947	57	653	74	506	134	213	218	195	193	3190
Other (SPECIFY)	4	36	0	0	0	0	0	0	0	0	0	36
Don't know	8	70	6	38	5	25	3	14	20	13	13	207
No answer	9	17	6	16	1	14	4	8	8	10	10	94
Not applicable	BK	4635	0	3069	0	1987	531	996	981	950	956	14105

REMARKS: See Appendix N for changes across survey. If planning to perform trend analysis with this variable, please consult GSS Methodological Report No. 56.

198. A. Compared to your parents when they were the age you are now, do you think your own standard of living now is much better, somewhat better, about the same, somewhat worse, or much worse than theirs was?

[VAR: PARSOL]

RESPONSE	PUNCH	YEAR										COL. 755
		1972-82	1982B	1983-87	1987B	1988-91	1993	1994	1996	1998	2000	ALL
Much better	1	0	0	0	0	0	0	460	619	626	646	2351
Somewhat better	2	0	0	0	0	0	0	478	564	589	579	2210
About the same	3	0	0	0	0	0	0	313	401	408	396	1518
Somewhat worse	4	0	0	0	0	0	0	170	229	199	178	776
Much worse	5	0	0	0	0	0	0	47	74	57	57	235
Don't know	8	0	0	0	0	0	0	26	34	31	37	128
No answer	9	0	0	0	0	0	0	6	4	1	3	14
Not applicable	BK	13626	354	7542	353	5907	1606	1492	979	921	921	33701

B. When your children are at the age you are now, do you think their standard of living will be much better, somewhat better, about the same, somewhat worse, or much worse than yours is now?

[VAR: KIDSSOL]

RESPONSE	PUNCH	YEAR										COL. 756
		1972-82	1982B	1983-87	1987B	1988-91	1993	1994	1996	1998	2000	ALL
Much better	1	0	0	0	0	0	0	248	380	415	532	1575
Somewhat better	2	0	0	0	0	0	0	425	525	608	553	2111
About the same	3	0	0	0	0	0	0	309	370	367	301	1347
Somewhat worse	4	0	0	0	0	0	0	233	323	172	138	866
Much worse	5	0	0	0	0	0	0	72	93	60	54	279
NO CHILDREN (VOL.)	6	0	0	0	0	0	0	145	157	204	241	747
Don't know	8	0	0	0	0	0	0	62	71	80	67	280
No answer	9	0	0	0	0	0	0	6	6	5	10	27
Not applicable	BK	13626	354	7542	353	5907	1606	1492	979	921	921	33701

199. Do you agree or disagree with this statement? Women should take care of running their homes and leave running the country up to men.

[VAR: FEHOME]

RESPONSE	PUNCH	YEAR										COL. 757
		1972-82	1982B	1983-87	1987B	1988-91	1993	1994	1996	1998	2000	ALL
Agree	1	2455	122	1095	0	742	154	268	308	280	0	5424
Disagree	2	4858	223	3363	0	3040	888	1632	1576	1534	0	17114
Not sure	8	223	8	132	0	144	34	71	69	50	0	731
No answer	9	6	1	13	0	20	4	6	7	7	0	64
Not applicable	BK	6084	0	2939	353	1961	526	1015	944	961	2817	17600

200. Do you approve or disapprove of a married woman earning money in business or industry if she has a husband capable of supporting her?

[VAR: FEWORK]

RESPONSE	PUNCH	YEAR										COL. 758
		1972-82	1982B	1983-87	1987B	1988-91	1993	1994	1996	1998	2000	ALL
Approve	1	6294	244	3605	0	3087	849	1569	1595	1510	0	18753
Disapprove	2	2689	100	886	0	755	207	364	320	327	0	5648
Don't know	8	154	10	91	0	80	22	34	37	27	0	455
No answer	9	18	0	21	0	24	2	10	8	7	0	90
Not applicable	BK	4471	0	2939	353	1961	526	1015	944	961	2817	15987

REMARKS: See Q. 259.

201. If your party nominated a woman for President, would you vote for her if she were qualified for the job?

[VAR: FEPRES]

RESPONSE	PUNCH	YEAR										COL. 759
		1972-82	1982B	1983-87	1987B	1988-91	1993	1994	1996	1998	2000	ALL
Yes	1	7086	292	3788	0	3352	936	1766	1771	1687	0	20678
No	2	1752	48	665	0	431	96	154	132	116	0	3394
Wouldn't vote	5	3	0	1	0	0	0	0	0	0	0	4
Don't know	8	300	13	135	0	150	45	51	52	63	0	809
No answer	9	14	1	14	0	13	3	6	5	5	0	61
Not applicable	BK	4471	0	2939	353	1961	526	1015	944	961	2817	15987

202A. Tell me if you agree or disagree with this statement: Most men are better suited emotionally for politics than are most women.

[VAR: FEPOL]

RESPONSE	PUNCH	YEAR										COL. 760
		1972-82	1982B	1983-87	1987B	1988-91	1993	1994	1996	1998	2000	ALL
Agree	1	2661	61	1638	0	1090	217	389	408	405	403	7272
Disagree	2	3086	105	2769	0	2642	803	1471	1458	1342	1327	15003
Not sure	8	295	7	172	0	199	58	110	89	116	133	1179
No answer	9	10	3	24	0	15	2	7	5	8	14	88
Not applicable	BK	7574	178	2939	353	1961	526	1015	944	961	940	17391

202B. Would you say that most men are better suited emotionally for politics than are most women, that men and women are equally suited, or that women are better suited than men in this area?

[VAR: FEPOLY]

RESPONSE	PUNCH	YEAR										COL. 767
		1972-82	1982B	1983-87	1987B	1988-91	1993	1994	1996	1998	2000	
Men better suited	1	418	49	0	0	0	0	0	0	0	0	467
Women and men equally suited	2	968	112	0	0	0	0	0	0	0	0	1080
Women better suited	3	71	10	0	0	0	0	0	0	0	0	81
Don't know	8	28	4	0	0	0	0	0	0	0	0	32
No answer	9	5	3	0	0	0	0	0	0	0	0	8
Not applicable	BK	12136	176	7542	353	5907	1606	2992	2904	2832	2817	39265

REMARKS: Q. 202A appears only on Form 1 in 1974 and 1982. Q. 202B appeared on Form 2 in 1974 and 1982. It is a variant of Q. 202A. See Q. 248 for discussion of the split-half sample design. See Appendix P. See Appendix T, GSS Methodological Report No. 53.

203A. How important is the women's rights issue to you--would you say it is one of the most important, important, not very important, or not important at all?

[VAR: FEIMP]

RESPONSE	PUNCH	YEAR										COL. 768
		1972-82	1982B	1983-87	1987B	1988-91	1993	1994	1996	1998	2000	
One of the most important	1	0	0	77	0	0	0	0	164	0	0	241
Important	2	0	0	389	0	0	0	0	760	0	0	1149
Not very important	3	0	0	231	0	0	0	0	366	0	0	597
Not important at all	4	0	0	93	0	0	0	0	144	0	0	237
Don't know	8	0	0	9	0	0	0	0	24	0	0	33
No answer	9	0	0	5	0	0	0	0	2	0	0	7
Not applicable	BK	13626	354	6738	353	5907	1606	2992	1444	2832	2817	38669

203B. How much information do you have about the women's rights issue? Do you have all of the information you need, most of the information, some information, or very little information?

[VAR: FEINFO]

RESPONSE	PUNCH	YEAR										COL. 769
		1972-82	1982B	1983-87	1987B	1988-91	1993	1994	1996	1998	2000	
All of the information	1	0	0	70	0	0	0	0	0	0	0	70
Most of the information.	2	0	0	172	0	0	0	0	0	0	0	172
Some information	3	0	0	323	0	0	0	0	0	0	0	323
Very little information	4	0	0	227	0	0	0	0	0	0	0	227
Don't Know	8	0	0	8	0	0	0	0	0	0	0	8
No answer	9	0	0	4	0	0	0	0	0	0	0	4
Not applicable	BK	13626	354	6738	353	5907	1606	2992	2904	2832	2817	40129

203C. How firm are you about your opinion on women's rights--would you say you are very likely to change your opinion, somewhat likely to change, somewhat unlikely to change, or very unlikely to change?

[VAR: FEFIRM]

RESPONSE	PUNCH	YEAR										COL. 770
		1972-82	1982B	1983-87	1987B	1988-91	1993	1994	1996	1998	2000	
Very likely to change	1	0	0	36	0	0	0	0	0	0	0	36
Somewhat likely to change	2	0	0	243	0	0	0	0	0	0	0	243
Somewhat unlikely to change	3	0	0	223	0	0	0	0	0	0	0	223
Very unlikely to change	4	0	0	273	0	0	0	0	0	0	0	273
Don't know	8	0	0	25	0	0	0	0	0	0	0	25
No answer	9	0	0	4	0	0	0	0	0	0	0	4
Not applicable	BK	13626	354	6738	353	5907	1606	2992	2904	2832	2817	40129

REMARKS: Qs. 203 A,B,C appeared on Form 1 in 1983. See Appendix P. See Qs. 204A, 204B, 205.

204. A. How concerned are you personally about women's rights? Are you very concerned somewhat concerned, not very concerned, or not concerned at all?

[VAR: FECARE]

RESPONSE	PUNCH	YEAR										COL. 771
		1972-82	1982B	1983-87	1987B	1988-91	1993	1994	1996	1998	2000	
Very concerned	1	0	0	171	0	0	0	0	0	0	0	171
Somewhat concerned	2	0	0	377	0	0	0	0	0	0	0	377
Not very concerned	3	0	0	162	0	0	0	0	0	0	0	162
Not concerned at all	4	0	0	69	0	0	0	0	0	0	0	69
Don't know	8	0	0	11	0	0	0	0	0	0	0	11
No answer	9	0	0	5	0	0	0	0	0	0	0	5
Not applicable	BK	13626	354	6747	353	5907	1606	2992	2904	2832	2817	40138

REMARKS: Q. 204A appeared on Form 2 in 1983. See Appendix P. See Qs. 203 A, B, C, 204B and 205.

B. How often would you say that you and your friends think about women's rights? Would you say that you and your friends think about women's rights very often, fairly often, occasionally, or almost never?

[VAR: FETHINK]

RESPONSE	PUNCH	YEAR										COL. 772
		1972-82	1982B	1983-87	1987B	1988-91	1993	1994	1996	1998	2000	
Very often	1	0	0	95	0	0	0	0	0	0	0	95
Fairly often	2	0	0	147	0	0	0	0	0	0	0	147
Occasionally	3	0	0	341	0	0	0	0	0	0	0	341
Almost never	4	0	0	201	0	0	0	0	0	0	0	201
Don't know	8	0	0	6	0	0	0	0	0	0	0	6
No answer	9	0	0	5	0	0	0	0	0	0	0	5
Not applicable	BK	13626	354	6747	353	5907	1606	2992	2904	2832	2817	40138

REMARKS: Q. 204B appeared on Form 2 in 1983. See Appendix P. See Qs. 203 A, B, C, 204A and 205. Q. 267 A is a slight variant of 204 B.

205. Have you ever . . .

A. Written a letter to a public official expressing your views on women's rights?

[VAR: FEWRITE]

RESPONSE	PUNCH	YEAR										COL. 773
		1972-82	1982B	1983-87	1987B	1988-91	1993	1994	1996	1998	2000	ALL
Yes	1	0	0	55	0	0	0	0	0	0	0	55
No	2	0	0	735	0	0	0	0	0	0	0	735
Don't know	8	0	0	1	0	0	0	0	0	0	0	1
No answer	9	0	0	4	0	0	0	0	0	0	0	4
Not applicable	BK	13626	354	6747	353	5907	1606	2992	2904	2832	2817	40138

B. Given money to an organization concerned with this issue?

[VAR: FEGIVE]

RESPONSE	PUNCH	YEAR										COL. 774
		1972-82	1982B	1983-87	1987B	1988-91	1993	1994	1996	1998	2000	ALL
Yes	1	0	0	88	0	0	0	0	0	0	0	88
No	2	0	0	701	0	0	0	0	0	0	0	701
Don't know	8	0	0	1	0	0	0	0	0	0	0	1
No answer	9	0	0	5	0	0	0	0	0	0	0	5
Not applicable	BK	13626	354	6747	353	5907	1606	2992	2904	2832	2817	40138

C. Joined an organization concerned with women's rights?

[VAR: FEJOIN]

RESPONSE	PUNCH	YEAR										COL. 775
		1972-82	1982B	1983-87	1987B	1988-91	1993	1994	1996	1998	2000	ALL
Yes	1	0	0	35	0	0	0	0	0	0	0	35
No	2	0	0	755	0	0	0	0	0	0	0	755
No answer	9	0	0	5	0	0	0	0	0	0	0	5
Not applicable	BK	13626	354	6747	353	5907	1606	2992	2904	2832	2817	40138

REMARKS: Qs. 205 A,B,C appeared on Form 2 in 1983. See Appendix P. See Qs. 203 A,B,C, 204A and 204B.

206. Please tell me whether or not you think it should be possible for a pregnant woman to obtain a legal abortion if . . .READ EACH STATEMENT, AND CIRCLE ONE CODE FOR EACH.

A. If there is a strong chance of serious defect in the baby?

[VAR: ABDEFECT]

RESPONSE	PUNCH	YEAR										COL. 780
		1972-82	1982B	1983-87	1987B	1988-91	1993	1994	1996	1998	2000	ALL
Yes	1	10980	236	4625	236	3056	840	1585	1514	1415	1397	25884
No	2	2195	92	1210	94	707	193	341	336	385	377	5930
Don't know	8	419	25	187	21	141	37	68	66	79	83	1126
No answer	9	32	1	50	2	16	5	2	7	3	4	122
Not applicable	BK	0	0	1470	0	1987	531	996	981	950	956	7871

B. If she is married and does not want any more children?

[VAR: ABNOMORE]

RESPONSE	PUNCH	YEAR										COL. 781
		1972-82	1982B	1983-87	1987B	1988-91	1993	1994	1996	1998	2000	ALL
Yes	1	5920	111	2387	125	1640	480	930	853	758	720	13924
No	2	7133	216	3452	206	2129	539	995	972	1033	1050	17725
Don't know	8	542	26	181	20	132	51	65	91	86	85	1279
No answer	9	31	1	52	2	19	5	6	7	5	6	134
Not applicable	BK	0	0	1470	0	1987	531	996	981	950	956	7871

C. If the woman's own health is seriously endangered by the pregnancy?

[VAR: ABHLTH]

RESPONSE	PUNCH	YEAR										COL. 782
		1972-82	1982B	1983-87	1987B	1988-91	1993	1994	1996	1998	2000	ALL
Yes	1	12018	281	5229	283	3428	923	1753	1694	1578	1580	28767
No	2	1237	53	631	45	359	105	181	156	218	205	3190
Don't know	8	334	18	161	23	114	43	59	65	83	72	972
No answer	9	37	2	51	2	19	4	3	8	3	4	133
Not applicable	BK	0	0	1470	0	1987	531	996	981	950	956	7871

D. If the family has a very low income and cannot afford any more children?

[VAR: ABPOOR]

RESPONSE	PUNCH	YEAR										COL. 783
		1972-82	1982B	1983-87	1987B	1988-91	1993	1994	1996	1998	2000	ALL
Yes	1	6764	120	2598	142	1742	508	971	853	789	749	15236
No	2	6262	212	3216	195	2001	511	954	977	994	1024	16346
Don't know	8	556	19	203	14	157	51	68	86	95	81	1330
No answer	9	44	3	55	2	20	5	3	7	4	7	150
Not applicable	BK	0	0	1470	0	1987	531	996	981	950	956	7871

E. If she became pregnant as a result of rape?

[VAR: ABRAPE]

RESPONSE	PUNCH	YEAR										COL. 784
		1972-82	1982B	1983-87	1987B	1988-91	1993	1994	1996	1998	2000	ALL
Yes	1	10922	234	4703	246	3131	850	1616	1550	1439	1409	26100
No	2	2123	97	1080	84	602	175	318	289	357	340	5465
Don't know	8	533	20	236	20	167	46	60	77	83	106	1348
No answer	9	48	3	53	3	20	4	2	7	3	6	149
Not applicable	BK	0	0	1470	0	1987	531	996	981	950	956	7871

F. If she is not married and does not want to marry the man?

[VAR: ABSINGLE]

RESPONSE	PUNCH	YEAR										COL. 785
		1972-82	1982B	1983-87	1987B	1988-91	1993	1994	1996	1998	2000	ALL
Yes	1	6197	100	2419	109	1635	488	923	822	757	691	14141
No	2	6795	232	3390	226	2104	526	1015	1010	1033	1076	17407
Don't know	8	594	21	208	15	161	56	52	80	87	88	1362
No answer	9	40	1	55	3	20	5	6	11	5	6	152
Not applicable	BK	0	0	1470	0	1987	531	996	981	950	956	7871

G. The woman wants it for any reason?

[VAR: ABANY]

RESPONSE	PUNCH	YEAR										COL. 786
		1972-82	1982B	1983-87	1987B	1988-91	1993	1994	1996	1998	2000	ALL
Yes	1	2221	87	2164	129	1523	458	895	819	728	705	9729
No	2	3584	237	3646	207	2230	552	1039	1002	1050	1063	14610
Don't know	8	209	26	201	14	147	59	56	94	98	87	991
No answer	9	22	4	61	3	20	6	6	8	6	6	142
Not applicable	BK	7590	0	1470	0	1987	531	996	981	950	956	15461

REMARKS: See Appendix T, GSS Methodological Reports Nos. 19 and 42. In 1983 this question was asked immediately before Qs. 167 and 212 on Form 1. On Form 2 this question was immediately preceded by Qs. 167 and 212. See Q. 248 for a discussion of the split-half sample design. See Appendix P.

207. Have you heard or read of the recent Supreme Court decision concerning abortion?

[VAR: ABORCT]

RESPONSE	PUNCH	YEAR										COL. 787
		1972-82	1982B	1983-87	1987B	1988-91	1993	1994	1996	1998	2000	ALL
Yes	1	1288	0	0	0	0	0	0	0	0	0	1288
No	2	204	0	0	0	0	0	0	0	0	0	204
Don't know	8	11	0	0	0	0	0	0	0	0	0	11
No answer	9	1	0	0	0	0	0	0	0	0	0	1
Not applicable	BK	12122	354	7542	353	5907	1606	2992	2904	2832	2817	39429

208. As far as you've heard what are the main arguments in favor of abortions? PROBE EACH RESPONSE FOR CLARITY. PROBE FOR ADDITIONAL REASONS.

A. First reason

[VAR: ABPRO1]

RESPONSE	PUNCH	YEAR										COL. 788-789
		1972-82	1982B	1983-87	1987B	1988-91	1993	1994	1996	1998	2000	ALL
.	1-10	44	8	0	0	0	0	0	0	0	0	52
.	11-20	345	59	0	0	0	0	0	0	0	0	404
.	21-30	303	56	0	0	0	0	0	0	0	0	359
.	31-40	206	38	0	0	0	0	0	0	0	0	244
.	41-50	284	69	0	0	0	0	0	0	0	0	353
.	51-60	65	15	0	0	0	0	0	0	0	0	80
None	96	259	107	0	0	0	0	0	0	0	0	366
No answer	99	0	2	0	0	0	0	0	0	0	0	2
Not applicable	BK	12120	0	7542	353	5907	1606	2992	2904	2832	2817	39073

B. Second reason

[VAR: ABPRO2]

RESPONSE	PUNCH	YEAR										COL. 790-791
		1972-82	1982B	1983-87	1987B	1988-91	1993	1994	1996	1998	2000	ALL
.	1-10	13	3	0	0	0	0	0	0	0	0	16
.	11-20	101	21	0	0	0	0	0	0	0	0	122
.	21-30	239	40	0	0	0	0	0	0	0	0	279
.	31-40	162	30	0	0	0	0	0	0	0	0	192
.	41-50	277	53	0	0	0	0	0	0	0	0	330
.	51-60	46	5	0	0	0	0	0	0	0	0	51
No answer	99	2	0	0	0	0	0	0	0	0	0	2
Not applicable (No 2nd response)	BK	12788	200	7542	353	5907	1606	2992	2904	2832	2817	39941

C. Third reason

[VAR: ABPRO3]

RESPONSE	PUNCH	YEAR										
		1972-82	1982B	1983-87	1987B	1988-91	1993	1994	1996	1998	2000	ALL
.....	1-10	9	3	0	0	0	0	0	0	0	0	12
.....	11-20	31	3	0	0	0	0	0	0	0	0	34
.....	21-30	123	22	0	0	0	0	0	0	0	0	145
.....	31-40	98	15	0	0	0	0	0	0	0	0	113
.....	41-50	159	27	0	0	0	0	0	0	0	0	186
.....	51-60	29	4	0	0	0	0	0	0	0	0	33
No answer	99	0	2	0	0	0	0	0	0	0	0	2
Not applicable												
(No 3rd response)	BK	13177	278	7542	353	5907	1606	2992	2904	2832	2817	40408

And, as far as you've heard, what are the main arguments against abortion? PROBE FOR CLARITY, AND PROBE FOR ADDITIONAL REASONS.

D. First reason

[VAR: ABCON1]

RESPONSE	PUNCH	YEAR										
		1972-82	1982B	1983-87	1987B	1988-91	1993	1994	1996	1998	2000	ALL
.....	1-10	1005	183	0	0	0	0	0	0	0	0	1188
.....	11-20	159	34	0	0	0	0	0	0	0	0	193
.....	21-30	41	9	0	0	0	0	0	0	0	0	50
.....	31-40	13	6	0	0	0	0	0	0	0	0	19
.....	41-50	60	31	0	0	0	0	0	0	0	0	91
.....	51-60	47	18	0	0	0	0	0	0	0	0	65
None	96	180	71	0	0	0	0	0	0	0	0	251
No answer	99	1	2	0	0	0	0	0	0	0	0	3
Not applicable	BK	12120	0	7542	353	5907	1606	2992	2904	2832	2817	39073

E. Second reason

[VAR: ABCON2]

RESPONSE	PUNCH	YEAR										
		1972-82	1982B	1983-87	1987B	1988-91	1993	1994	1996	1998	2000	ALL
.....	1-10	461	82	0	0	0	0	0	0	0	0	543
.....	11-20	96	32	0	0	0	0	0	0	0	0	128
.....	21-30	60	13	0	0	0	0	0	0	0	0	73
.....	31-40	10	2	0	0	0	0	0	0	0	0	12
.....	41-50	77	32	0	0	0	0	0	0	0	0	109
.....	51-60	24	10	0	0	0	0	0	0	0	0	34
No answer	99	1	2	0	0	0	0	0	0	0	0	3
Not applicable												
(No 2nd response)	BK	12897	181	7542	353	5907	1606	2992	2904	2832	2817	40031

F. Third reason

[VAR: ABCON3]

RESPONSE	PUNCH	YEAR										COL. 798-799
		1972-82	1982B	1983-87	1987B	1988-91	1993	1994	1996	1998	2000	ALL
.	1-10	105	28	0	0	0	0	0	0	0	0	133
.	11-20	41	15	0	0	0	0	0	0	0	0	56
.	21-30	24	5	0	0	0	0	0	0	0	0	29
.	31-40	10	1	0	0	0	0	0	0	0	0	11
.	41-50	24	8	0	0	0	0	0	0	0	0	32
.	51-60	16	1	0	0	0	0	0	0	0	0	17
No answer	99	1	2	0	0	0	0	0	0	0	0	3
Not applicable (No 3rd response)	BK	13405	294	7542	353	5907	1606	2992	2904	2832	2817	40652

REMARKS: See Appendix M for complete codes and distributions.

209A. How important is the abortion issue to you--would you say it is one of the most important, important, not very important, or not important at all?

[VAR: ABIMP]

RESPONSE	PUNCH	YEAR										COL. 800
		1972-82	1982B	1983-87	1987B	1988-91	1993	1994	1996	1998	2000	ALL
One of the most important	1	189	29	160	0	0	0	0	0	0	0	378
Important	2	626	139	459	0	0	0	0	0	0	0	1224
Not very important	3	463	94	264	0	0	0	0	0	0	0	821
Not important at all	4	204	81	97	0	0	0	0	0	0	0	382
Don't know	8	16	9	7	0	0	0	0	0	0	0	32
No answer	9	8	2	2	0	0	0	0	0	0	0	12
Not applicable	BK	12120	0	6553	353	5907	1606	2992	2904	2832	2817	38084

REMARKS: Q. 209A appeared on Forms 1 and 2 in 1984. See Q. 210. See Appendix T, GSS Methodological Report No. 24. See Appendix P.

209B. How much information do you have about the abortion issue? Do you have all the information you need, most of the information, some information, or very little information?

[VAR: ABINFO]

RESPONSE	PUNCH	YEAR										COL. 801
		1972-82	1982B	1983-87	1987B	1988-91	1993	1994	1996	1998	2000	ALL
All the information	1	368	38	303	0	0	0	0	0	0	0	709
Most of the information.	2	314	52	446	0	0	0	0	0	0	0	812
Some of the information.	3	470	127	467	0	0	0	0	0	0	0	1064
Very little information.	4	338	129	246	0	0	0	0	0	0	0	713
Don't know	8	10	5	6	0	0	0	0	0	0	0	21
No answer	9	6	3	5	0	0	0	0	0	0	0	14
Not applicable	BK	12120	0	6069	353	5907	1606	2992	2904	2832	2817	37600

REMARKS: See Appendix T, GSS Methodological Report No. 24.

209C. How firm are you about your opinion on abortion--would you say you are very likely to change your opinion, somewhat likely to change, somewhat unlikely to change or very unlikely to change?

[VAR: ABFIRM]

RESPONSE	PUNCH	YEAR										COL. 802
		1972-82	1982B	1983-87	1987B	1988-91	1993	1994	1996	1998	2000	ALL
Very likely to change	1	34	14	44	0	0	0	0	0	0	0	92
Somewhat likely	2	173	42	195	0	0	0	0	0	0	0	410
Somewhat unlikely	3	322	91	335	0	0	0	0	0	0	0	748
Very unlikely	4	924	184	869	0	0	0	0	0	0	0	1977
Don't know	8	43	20	23	0	0	0	0	0	0	0	86
No answer	9	10	3	7	0	0	0	0	0	0	0	20
Not applicable	BK	12120	0	6069	353	5907	1606	2992	2904	2832	2817	37600

REMARKS: See Appendix T, GSS Methodological Report No. 24.

210. How concerned are you personally about the abortion issue? Are you very concerned, somewhat concerned, not very concerned, or not concerned at all?

[VAR: ABCARE]

RESPONSE	PUNCH	YEAR										COL. 803
		1972-82	1982B	1983-87	1987B	1988-91	1993	1994	1996	1998	2000	ALL
Very concerned	1	0	0	155	0	0	0	0	0	0	0	155
Somewhat concerned	2	0	0	209	0	0	0	0	0	0	0	209
Not very concerned	3	0	0	77	0	0	0	0	0	0	0	77
Not concerned at all	4	0	0	35	0	0	0	0	0	0	0	35
Don't know	8	0	0	5	0	0	0	0	0	0	0	5
No answer	9	0	0	3	0	0	0	0	0	0	0	3
Not applicable	BK	13626	354	7058	353	5907	1606	2992	2904	2832	2817	40449

REMARKS: Q. 210 appeared on Form 3 in 1984. See Appendix P. See Q. 209A.

211. What do you think is the ideal number of children for a family to have?

[VAR: CHLDIDEL]

RESPONSE	PUNCH	YEAR										COL. 804
		1972-82	1982B	1983-87	1987B	1988-91	1993	1994	1996	1998	2000	ALL
None	0	139	1	48	0	49	10	27	24	25	24	347
One	1	218	16	89	0	88	37	50	54	49	64	665
Two	2	5050	126	2397	0	2071	595	1046	1072	1005	946	14308
Three	3	2364	52	1060	0	903	216	439	409	365	439	6247
Four	4	1536	66	545	0	393	90	189	162	163	153	3297
Five	5	218	15	75	0	67	13	23	22	17	14	464
Six	6	121	11	39	0	31	3	3	12	11	7	238
Seven or more	7	66	11	18	0	12	3	4	7	8	2	131
As many as you want	8	639	37	225	0	206	61	120	120	157	134	1699
No answer, Don't know	9	303	19	107	0	126	52	76	78	71	94	926
Not applicable	BK	2972	0	2939	353	1961	526	1015	944	961	940	12611

212. Do you expect to have any (more) children?

[VAR: CHLDMORE]

RESPONSE	PUNCH	YEAR										COL. 805
		1972-82	1982B	1983-87	1987B	1988-91	1993	1994	1996	1998	2000	ALL
Yes (ASK A AND B)	1	2151	75	1050	0	894	230	104	0	0	0	4504
No	2	6614	256	3379	0	2883	795	375	0	0	0	14302
Uncertain	3	448	13	165	0	160	46	25	0	0	0	857
Not asked, inappropriate	4	1297	0	0	0	0	0	0	0	0	0	1297
No answer	9	144	10	9	0	9	9	3	0	0	0	184
Not applicable	BK	2972	0	2939	353	1961	526	2485	2904	2832	2817	19789

A. How many (more)?

[VAR: CHLDNUM]

RESPONSE	PUNCH	YEAR										COL. 806
		1972-82	1982B	1983-87	1987B	1988-91	1993	1994	1996	1998	2000	ALL
One	1	697	31	326	0	258	80	36	0	0	0	1428
Two	2	951	32	454	0	384	84	42	0	0	0	1947
Three	3	277	4	161	0	129	41	16	0	0	0	628
Four	4	97	2	55	0	49	8	6	0	0	0	217
Five	5	26	2	7	0	11	3	0	0	0	0	49
Six	6	15	0	8	0	7	0	0	0	0	0	30
Seven	7	2	0	1	0	1	1	0	0	0	0	5
Eight or more	8	10	2	2	0	2	0	0	0	0	0	16
No answer, Don't know	9	220	12	45	0	62	22	7	0	0	0	368
Not applicable (Punches 2, 3, and 4 in Col. 805)	BK	11331	269	6483	353	5004	1367	2885	2904	2832	2817	36245

B. How many (more) in the next five years?

[VAR: CHLDSOON]

RESPONSE	PUNCH	YEAR										COL. 807
		1972-82	1982B	1983-87	1987B	1988-91	1993	1994	1996	1998	2000	ALL
None	0	392	14	53	0	0	0	0	0	0	0	459
One	1	927	34	195	0	0	0	0	0	0	0	1156
Two	2	526	21	104	0	0	0	0	0	0	0	651
Three	3	45	2	14	0	0	0	0	0	0	0	61
Four	4	9	0	2	0	0	0	0	0	0	0	11
Five	5	6	0	0	0	0	0	0	0	0	0	6
Don't know	8	96	1	5	0	0	0	0	0	0	0	102
No answer	9	294	13	9	0	0	0	0	0	0	0	316
Not applicable (Punches 2, 3, and 4 in Col. 805)	BK	11331	269	7160	353	5907	1606	2992	2904	2832	2817	38171

REMARKS: "Not asked, inappropriate," response left up to judgment of interviewer. See Appendix B, Interviewer Specifications, and see Appendix N for across survey changes. If planning to perform trend analysis with CHLDMORE, please consult GSS Methodological Report No. 56.

213A. In some places in the United States, it is not legal to supply birth control information. How do you feel about this--do you think birth control information should be available to anyone who wants it, or not?

[VAR: PILL]

RESPONSE	PUNCH	YEAR										COL. 808
		1972-82	1982B	1983-87	1987B	1988-91	1993	1994	1996	1998	2000	ALL
Should be available	1	5436	302	1441	0	0	0	0	0	0	0	7179
Should not be available	2	466	35	127	0	0	0	0	0	0	0	628
No opinion	8	101	14	29	0	0	0	0	0	0	0	144
No answer	9	7	3	2	0	0	0	0	0	0	0	12
Not applicable	BK	7616	0	5943	353	5907	1606	2992	2904	2832	2817	32970

B. Do you think birth control information should be available to teenagers who want it, or not?

[VAR: TEENPILL]

RESPONSE	PUNCH	YEAR										COL. 809
		1972-82	1982B	1983-87	1987B	1988-91	1993	1994	1996	1998	2000	ALL
Should be available	1	4852	289	1354	0	0	0	0	0	0	0	6495
Should not be available.	2	983	50	199	0	0	0	0	0	0	0	1232
Depends on age/grade (Vol.)	3	3	0	0	0	0	0	0	0	0	0	3
No opinion	8	141	14	39	0	0	0	0	0	0	0	194
No answer	9	31	1	7	0	0	0	0	0	0	0	39
Not applicable	BK	7616	0	5943	353	5907	1606	2992	2904	2832	2817	32970

C. Do you strongly agree, agree, disagree, or strongly disagree that methods of birth control should be available to teenagers between the ages of 14 and 16 if their parents do not approve?

[VAR: PILLOK]

RESPONSE	PUNCH	YEAR										COL. 810
		1972-82	1982B	1983-87	1987B	1988-91	1993	1994	1996	1998	2000	ALL
Strongly agree	1	0	0	327	0	1064	279	5109	564	488	525	3766
Agree	2	0	0	501	0	1182	325	583	587	552	560	4290
Disagree	3	0	0	361	0	875	242	415	396	380	362	3031
Strongly disagree	4	0	0	238	0	684	191	400	352	381	379	2625
Don't know	8	0	0	38	0	136	36	50	57	67	45	429
No answer	9	0	0	5	0	5	7	10	4	3	6	40
Not applicable	BK	13626	354	6072	353	1961	526	1015	944	961	940	26752

REMARKS: If planning to perform trend analysis with TEENPILL, please consult GSS Methodological Report No. 56.

214. Would you be for or against sex education in the public schools?

[VAR: SEXEDUC]

RESPONSE	PUNCH	YEAR										COL. 811
		1972-82	1982B	1983-87	1987B	1988-91	1993	1994	1996	1998	2000	ALL
For	1	4708	295	3785	0	3359	890	1671	1666	1585	1592	19551
Against	2	1096	48	681	0	458	159	237	241	236	232	3388
Depends on age/grade (Vol.)	3	9	0	0	0	0	0	0	0	0	0	9
Don't know	8	184	10	123	0	116	28	57	47	42	44	651
No answer	9	13	1	14	0	13	3	12	6	8	9	79
Not applicable	BK	7616	0	2939	353	1961	526	1015	944	961	940	17255

REMARKS: If planning to perform trend analysis with this variable, please consult Methodological Report No. 56.

215A. Should divorce in this country be easier or more difficult to obtain than it is now?

[VAR: DIVLAW]

RESPONSE	PUNCH	YEAR										COL. 812
		1972-82	1982B	1983-87	1987B	1988-91	1993	1994	1996	1998	2000	ALL
Easier	1	2495	154	1125	0	988	280	512	527	428	442	6951
More difficult	2	4191	110	2406	0	1933	511	916	960	967	912	12906
Stay as is (Vol.)	3	1868	62	866	0	805	211	428	357	351	410	5358
Don't know	8	451	26	197	0	209	75	112	110	122	105	1407
No answer	9	36	2	9	0	11	3	9	6	3	8	87
Not applicable	BK	4585	0	2939	353	1961	526	1015	944	961	940	14224

REMARKS: Q. 215A was asked both on Form 1 and Form 2 at different points in the interview in 1978. See App. B for locations in the questionnaire. See Appendix P.

215B. Should divorce in this country be easier to obtain, more difficult to obtain, or stay as it is now?

[VAR: DIVLAWY]

RESPONSE	PUNCH	YEAR										COL. 813
		1972-82	1982B	1983-87	1987B	1988-91	1993	1994	1996	1998	2000	ALL
Easier	1	175	0	0	0	0	0	0	0	0	0	175
More difficult	2	252	0	0	0	0	0	0	0	0	0	252
Stay as is	3	310	0	0	0	0	0	0	0	0	0	310
Don't know	8	33	0	0	0	0	0	0	0	0	0	33
No answer	9	1	0	0	0	0	0	0	0	0	0	1
Not applicable	BK	12855	354	7542	353	5907	1606	2992	2904	2832	2817	40162

IF DIVORCED, SEPARATED IN Q. 4 OR Q. 4B WAS ANSWERED YES, ASK Q. 216.

216. Are you currently or have you ever been entitled to alimony or child support payments from a former (husband/wife)?

[VAR: SPDUE]

RESPONSE	PUNCH	YEAR										COL. 814
		1972-82	1982B	1983-87	1987B	1988-91	1993	1994	1996	1998	2000	ALL
Yes (ASK A)	1	0	0	124	0	0	0	0	0	0	0	124
No	2	0	0	244	0	0	0	0	0	0	0	244
No answer	9	0	0	30	0	0	0	0	0	0	0	30
Not (Never divorced)	BK	13626	354	7144	353	5907	1606	2992	2904	2832	2817	40535

A. During the time you were entitled to alimony or child support, did you receive these payments on a regular basis, occasionally, or not at all?

[VAR: SPPAID]

RESPONSE	PUNCH	YEAR										COL. 815
		1972-82	1982B	1983-87	1987B	1988-91	1993	1994	1996	1998	2000	ALL
On a regular basis	1	0	0	57	0	0	0	0	0	0	0	57
Occasionally	2	0	0	29	0	0	0	0	0	0	0	29
Not at all	3	0	0	36	0	0	0	0	0	0	0	36
No answer	9	0	0	32	0	0	0	0	0	0	0	32
Not applicable (Never divorced)	BK	13626	354	7388	353	5907	1606	2992	2904	2832	2817	40779

REMARKS: This question was asked as part of the 1986 Topical Module on welfare; see also Qs. 190, 1190, and the Welfare Vignettes.

217. There's been a lot of discussion about the way morals and attitudes about sex are changing in this country. If a man and woman have sex relations before marriage, do you think it is always wrong, almost always wrong, wrong only sometimes, or not wrong at all?

[VAR: PREMARSX]

RESPONSE	PUNCH	YEAR										COL. 816
		1972-82	1982B	1983-87	1987B	1988-91	1993	1994	1996	1998	2000	ALL
Always wrong	1	2788	104	1245	0	1026	283	496	452	476	502	7372
Almost always wrong	2	988	19	405	0	387	106	192	183	166	157	2603
Wrong only sometimes	3	2005	50	1000	0	826	218	389	429	378	384	5679
Not wrong at all	4	3042	166	1818	0	1573	443	830	832	784	749	10237
Don't know	8	290	9	118	0	118	27	60	58	65	75	820
No answer	9	42	6	17	0	16	3	10	6	2	10	112
Not applicable	BK	4471	0	2939	353	1961	526	1015	944	961	940	14110

REMARKS: See Appendix N for across survey changes. See GSS Social Change Report No. 35.

217A. What if they are in their early teens, say 14 to 16 years old? In that case, do you think sex relations before marriage are always wrong, almost always wrong, wrong only sometimes, or not wrong at all?

[VAR: TEENSEX]

RESPONSE	PUNCH	YEAR										COL. 817
		1972-82	1982B	1983-87	1987B	1988-91	1993	1994	1996	1998	2000	ALL
Always wrong	1	0	0	965	0	2670	733	1363	1339	1318	1337	9725
Almost always wrong	2	0	0	274	0	653	186	336	321	299	280	2349
Wrong only sometimes	3	0	0	159	0	385	102	176	191	157	164	1334
Not wrong at all	4	0	0	47	0	148	39	77	83	64	64	522
Don't know	8	0	0	21	0	73	16	17	23	30	27	207
No answer	9	0	0	4	0	17	4	8	3	3	5	44
Not applicable	BK	13626	354	6072	353	1961	526	1015	944	961	940	26752

218. What is your opinion about a married person having sexual relations with someone other than the marriage partner--is it always wrong, almost always wrong, wrong only sometimes, or not wrong at all?

[VAR: XMARSEX]

RESPONSE	PUNCH	YEAR										COL. 818
		1972-82	1982B	1983-87	1987B	1988-91	1993	1994	1996	1998	2000	ALL
Always wrong	1	6338	248	3222	241	3008	815	1546	1471	1466	1448	19803
Almost always wrong	2	1257	39	702	32	503	152	248	285	231	198	3647
Wrong only sometimes	3	961	40	373	51	254	60	130	98	107	130	2204
Not wrong at all	4	302	16	108	16	81	26	46	35	44	47	721
Don't know	8	107	7	48	12	61	17	23	30	29	32	366
No answer	9	26	4	20	1	13	5	3	4	5	6	87
Not applicable	BK	4635	0	3069	0	1987	531	996	981	950	956	14105

219. What about sexual relations between two adults of the same sex--do you think it is always wrong, almost always wrong, wrong only sometimes, or not wrong at all?

[VAR: HOMOSEX]

RESPONSE	PUNCH	YEAR										COL. 819
		1972-82	1982B	1983-87	1987B	1988-91	1993	1994	1996	1998	2000	ALL
Always wrong	1	6168	271	3238	283	2811	671	1253	1078	1017	997	17787
Almost always wrong	2	498	17	189	12	164	44	76	93	100	76	1269
Wrong only sometimes	3	623	21	304	7	206	74	116	110	121	135	1717
Not wrong at all	4	1200	27	577	36	534	223	439	503	515	489	4543
Other (SPECIFY)	5	82	0	0	0	0	0	0	0	0	0	82
Don't know	8	382	14	139	12	189	56	107	124	121	153	1297
No answer	9	38	4	26	3	16	7	5	15	8	11	133
Not applicable	BK	4635	0	3069	0	1987	531	996	981	950	956	14105

REMARKS: Contents of punch 5 (Other, SPECIFY), available from NORC. See Appendix N for across survey changes. If planning to perform trend analysis with this variable, please consult GSS Methodological Report No. 56.

220. Do you think being homosexual is something people choose to be, or do you think it is something they cannot change?

[VAR: HOMOCHNG]

RESPONSE	PUNCH	YEAR										COL. 820
		1972-82	1982B	1983-87	1987B	1988-91	1993	1994	1996	1998	2000	ALL
Something people choose to be	1	0	0	0	0	0	0	393	0	0	0	393
Something they cannot change	2	0	0	0	0	0	0	424	0	0	0	424
Don't know	8	0	0	0	0	0	0	129	0	0	0	129
No answer	9	0	0	0	0	0	0	12	0	0	0	12
Not applicable	BK	13626	354	7542	353	5907	1606	2034	2904	2832	2817	39975

221. The next questions are about pornography--books, movies, magazines, and photographs that show or describe sex activities.

I'm going to read some opinions about the effects of looking at or reading such sexual materials. As I read each one, please tell me if you think sexual materials do or do not have that effect. READ EACH ITEM. CODE ONE FOR EACH.

A. Sexual materials provide information about sex

[VAR: PORNINF]

RESPONSE	PUNCH	YEAR										COL. 821
		1972-82	1982B	1983-87	1987B	1988-91	1993	1994	1996	1998	2000	ALL
Yes	1	4490	0	3530	225	2231	573	605	0	0	0	11654
No	2	2468	0	2132	97	1467	419	367	0	0	0	6950
Don't know	8	514	0	317	29	237	55	51	0	0	0	1203
No answer	9	21	0	29	2	13	10	4	0	0	0	79
Not applicable	BK	6133	354	1534	0	1959	549	1965	2904	2832	2817	21047

B. Sexual materials lead to breakdown of morals

[VAR: PORNMORL]

RESPONSE	PUNCH	YEAR										COL. 822
		1972-82	1982B	1983-87	1987B	1988-91	1993	1994	1996	1998	2000	ALL
Yes	1	4129	0	3649	170	2412	671	582	0	0	0	11613
No	2	2828	0	2003	142	1275	318	370	0	0	0	6936
Don't know	8	510	0	321	39	246	58	71	0	0	0	1245
No answer	9	26	0	35	2	15	10	4	0	0	0	92
Not applicable	BK	6133	354	1534	0	1959	549	1965	2904	2832	2817	21047

C. Sexual materials lead people to commit rape

[VAR: PORNRAPE]

RESPONSE	PUNCH	YEAR										COL. 823
		1972-82	1982B	1983-87	1987B	1988-91	1993	1994	1996	1998	2000	ALL
Yes	1	3964	0	3308	171	2213	596	491	0	0	0	10743
No	2	2861	0	2204	141	1359	351	426	0	0	0	7342
Don't know	8	636	0	458	38	359	100	104	0	0	0	1695
No answer	9	32	0	38	3	17	10	6	0	0	0	106
Not applicable	BK	6133	354	1534	0	1959	549	1965	2904	2832	2817	21047

D. Sexual materials provide an outlet for bottled-up impulses

[VAR: PORNOUT]

RESPONSE	PUNCH	YEAR										COL. 824
		1972-82	1982B	1983-87	1987B	1988-91	1993	1994	1996	1998	2000	ALL
Yes	1	4249	0	3550	193	2269	634	587	0	0	0	11482
No	2	2206	0	1734	92	1120	275	303	0	0	0	5730
Don't know	8	1009	0	686	65	541	138	132	0	0	0	2571
No answer	9	29	0	38	3	18	10	5	0	0	0	103
Not applicable	BK	6133	354	1534	0	1959	549	1965	2904	2832	2817	21047

REMARKS: See Appendix N for across survey changes. See Appendix T, GSS Methodological Report No. 48.

222. Which of these statements comes closest to your feelings about pornography laws?
 READ FIRST THREE CATEGORIES ONLY. CIRCLE ONLY ONE CODE.

HAND CARD AX

[VAR: PORNLAWS]

RESPONSE	PUNCH	YEAR										COL. 825
		1972-82	1982B	1983-87	1987B	1988-91	1993	1994	1996	1998	2000	ALL
There should be laws against the distribu- tion of pornography whatever the age	1	3079	0	2456	102	1611	438	736	720	720	670	10532
There should be laws against the distri- bution of pornography to persons under 18	2	3657	0	3219	217	2080	568	1189	1109	1094	1136	14269
There should be no laws forbidding the dis- tribution of porno- graphy	3	620	0	244	19	187	34	59	72	73	59	1367
Don't know	8	126	0	70	12	61	14	15	21	19	21	359
No answer	9	11	0	19	3	9	3	12	3	5	10	75
Not applicable	BK	6133	354	1534	0	1959	549	981	979	921	921	14331

REMARKS: CARD AX contains responses 1-3.

223. A. Have you seen an X-rated movie in the last year?

[VAR: XMOVIE]

RESPONSE	PUNCH	YEAR										COL. 826
		1972-82	1982B	1983-87	1987B	1988-91	1993	1994	1996	1998	2000	ALL
Yes	1	1392	0	1424	135	944	202	331	503	452	456	5839
No	2	6059	0	4544	217	2979	848	1163	1405	1444	1429	20088
Don't know	8	32	0	21	0	16	4	4	12	11	5	105
No answer	9	10	0	19	1	9	3	7	5	4	6	64
Not applicable	BK	6133	354	1534	0	1959	549	1487	979	921	921	14837

B. Have you seen an X-rated movie either in a movie theater or on a VCR (Video Cassette Recorder) in the last year?

[VAR: XMOVIE1]

RESPONSE	PUNCH	YEAR										COL. 827
		1972-82	1982B	1983-87	1987B	1988-91	1993	1994	1996	1998	2000	ALL
Yes	1	0	0	0	0	0	0	113	0	0	0	113
No	2	0	0	0	0	0	0	390	0	0	0	390
Don't know	8	0	0	0	0	0	0	1	0	0	0	1
No answer	9	0	0	0	0	0	0	2	0	0	0	2
Not applicable	BK	13626	354	7542	353	5907	1606	2486	2904	2832	2817	40427

REMARKS: In 1994, XMOVIE was asked on versions 2, 3, 8, 9 and XMOVIE1 on versions 5 and 6.

224. A. How important is the pornography issue to you--would you say it is one of the most important, important, not very important, or not important at all?

[VAR: PORNIMP]

RESPONSE	PUNCH	YEAR										COL. 828
		1972-82	1982B	1983-87	1987B	1988-91	1993	1994	1996	1998	2000	ALL
One of the most important	1	0	0	161	0	0	0	0	0	0	0	161
Important	2	0	0	481	0	0	0	0	0	0	0	481
Not very important	3	0	0	577	0	0	0	0	0	0	0	577
Not important at all	4	0	0	223	0	0	0	0	0	0	0	223
Don't know	8	0	0	17	0	0	0	0	0	0	0	17
No answer	9	0	0	14	0	0	0	0	0	0	0	14
Not applicable	BK	13626	354	6069	353	5907	1606	2992	2904	2832	2817	39460

B. How much information do you have about the pornography issue--do you have all of the information you need, most of the information, some of the information, or very little information?

[VAR: PORNINFO]

RESPONSE	PUNCH	YEAR										COL. 829
		1972-82	1982B	1983-87	1987B	1988-91	1993	1994	1996	1998	2000	ALL
All of the information	1	0	0	209	0	0	0	0	0	0	0	209
Most of the information	2	0	0	303	0	0	0	0	0	0	0	303
Some of the information	3	0	0	542	0	0	0	0	0	0	0	542
Very little information	4	0	0	381	0	0	0	0	0	0	0	381
Don't know	8	0	0	18	0	0	0	0	0	0	0	18
No answer	9	0	0	20	0	0	0	0	0	0	0	20
Not applicable	BK	13626	354	6069	353	5907	1606	2992	2904	2832	2817	39460

C. How firm are you about (your opinion on/the way you feel about) pornography--would you way you are very likely to change (your opinion), somewhat likely to change, somewhat unlikely to change or very unlikely to change your opinion?

[VAR: PORNFIRM]

RESPONSE	PUNCH	YEAR										COL. 830
		1972-82	1982B	1983-87	1987B	1988-91	1993	1994	1996	1998	2000	ALL
Very likely to change	1	0	0	37	0	0	0	0	0	0	0	37
Somewhat likely to change	2	0	0	205	0	0	0	0	0	0	0	205
Somewhat unlikely to change	3	0	0	417	0	0	0	0	0	0	0	417
Very unlikely to change	4	0	0	765	0	0	0	0	0	0	0	765
Don't know	8	0	0	26	0	0	0	0	0	0	0	26
No answer	9	0	0	23	0	0	0	0	0	0	0	23
Not applicable	BK	13626	354	6069	353	5907	1606	2992	2904	2832	2817	39460

225. Do you strongly agree, agree, disagree, or strongly disagree that it is sometimes necessary to discipline a child with a good, hard spanking?

[VAR: SPANKING]

RESPONSE	PUNCH	YEAR										COL. 831
		1972-82	1982B	1983-87	1987B	1988-91	1993	1994	1996	1998	2000	ALL
Strongly agree	1	0	0	404	0	1141	243	522	512	486	588	3896
Agree	2	0	0	816	0	1882	538	909	890	880	780	6695
Disagree	3	0	0	195	0	662	210	357	357	336	328	2445
Strongly disagree	4	0	0	45	0	211	70	162	164	133	144	929
Don't Know	8	0	0	9	0	40	15	20	33	34	33	184
No answer	9	0	0	1	0	10	4	7	4	2	4	32
Not applicable	BK	13626	354	6072	353	1961	526	1015	944	961	940	26752

226. When a person has a disease that cannot be cured, do you think doctors should be allowed by law to end the patient's life by some painless means if the patient and his family request it?

[VAR: LETDIE1]

RESPONSE	PUNCH	YEAR										COL. 873
		1972-82	1982B	1983-87	1987B	1988-91	1993	1994	1996	1998	2000	ALL
Yes	1	2704	113	2946	0	2659	696	1334	1329	1259	1205	14245
No (ASK A)	2	1650	220	1480	0	1085	323	537	548	499	565	6907
Don't know (ASK A)	8	199	18	166	0	188	57	96	78	106	100	1008
No answer	9	15	3	11	0	14	4	10	5	7	7	76
Not applicable	BK	9058	0	2939	353	1961	526	1015	944	961	940	18697

A. Would you approve of ending a patient's life if a board of doctors appointed by the court agreed that the patient could not be cured?

[VAR: LETDIE2]

RESPONSE	PUNCH	YEAR										COL. 874
		1972-82	1982B	1983-87	1987B	1988-91	1993	1994	1996	1998	2000	ALL
Yes	1	166	4	36	0	0	0	0	0	0	0	206
No	2	1514	214	496	0	0	0	0	0	0	0	2224
Don't know	8	140	14	53	0	0	0	0	0	0	0	207
No answer	9	44	9	9	0	0	0	0	0	0	0	62
Not applicable (Punch 1 in Col. 873)	BK	11762	113	6948	353	5907	1606	2992	2904	2832	2817	38234

227. Do you think a person has the right to end his or her own life if this person . . .
READ EACH STATEMENT AND CIRCLE ONE CODE FOR EACH.

A. Has an incurable disease?

[VAR: SUICIDE 1]

RESPONSE	PUNCH	YEAR										COL. 875
		1972-82	1982B	1983-87	1987B	1988-91	1993	1994	1996	1998	2000	ALL
Yes	1	1843	77	2193	0	2059	611	1211	1197	1132	1025	11348
No	2	2545	261	2237	0	1704	416	663	662	644	745	9877
Don't know	8	170	10	160	0	173	50	95	97	91	101	947
No answer	9	10	6	13	0	10	3	8	4	4	6	64
Not applicable	BK	9058	0	2939	353	1961	526	1015	944	961	940	18697

B. Has gone bankrupt?

[VAR: SUICIDE 2]

RESPONSE	PUNCH	YEAR										COL. 876
		1972-82	1982B	1983-87	1987B	1988-91	1993	1994	1996	1998	2000	ALL
Yes	1	313	15	321	0	263	90	181	185	180	163	1711
No	2	4193	325	4209	0	3588	970	1758	1737	1653	1679	20112
Don't know	8	50	7	56	0	79	17	30	33	34	31	337
No answer	9	12	7	17	0	16	3	8	5	4	4	76
Not applicable	BK	9058	0	2939	353	1961	526	1015	944	961	940	18697

C. Has dishonored his or her family?

[VAR: SUICIDE3]

RESPONSE	PUNCH	YEAR										COL. 877
		1972-82	1982B	1983-87	1987B	1988-91	1993	1994	1996	1998	2000	ALL
Yes	1	337	15	315	0	272	81	187	194	180	153	1734
No	2	4166	327	4193	0	3573	972	1745	1728	1645	1681	20030
Don't know	8	52	5	79	0	83	24	36	34	40	38	391
No answer	9	13	7	16	0	18	3	9	4	6	5	81
Not applicable	BK	9058	0	2939	353	1961	526	1015	944	961	940	18697

D. Is tired of living and ready to die?

[VAR: SUICIDE4]

RESPONSE	PUNCH	YEAR										COL. 878
		1972-82	1982B	1983-87	1987B	1988-91	1993	1994	1996	1998	2000	ALL
Yes	1	595	27	643	0	516	167	349	341	301	307	3246
No	2	3864	311	3847	0	3299	871	1558	1556	1493	1494	18293
Don't know	8	96	9	96	0	112	38	59	57	72	69	608
No answer	9	13	7	17	0	19	4	11	6	5	7	89
Not applicable	BK	9058	0	2939	353	1961	526	1015	944	961	940	18697

228. Have you ever taken part in:

A. Picketing for a labor strike?

[VAR: STRIKE]

RESPONSE	PUNCH	YEAR										COL. 879
		1972-82	1982B	1983-87	1987B	1988-91	1993	1994	1996	1998	2000	ALL
Yes	1	143	0	0	0	0	0	0	0	0	0	143
No	2	1361	0	0	0	0	0	0	0	0	0	1361
Not applicable	BK	12122	354	7542	353	5907	1606	2992	2904	2832	2817	39429

B. A civil rights demonstration?

[VAR: CIVRIGHT]

RESPONSE	PUNCH	YEAR										COL. 880
		1972-82	1982B	1983-87	1987B	1988-91	1993	1994	1996	1998	2000	ALL
Yes	1	65	0	0	0	0	0	0	0	0	0	65
No	2	1437	0	0	0	0	0	0	0	0	0	1437
Don't know	8	2	0	0	0	0	0	0	0	0	0	2
Not applicable	BK	12122	354	7542	353	5907	1606	2992	2904	2832	2817	39429

C. An anti-war demonstration?

[VAR: ANTIWAR]

RESPONSE	PUNCH	YEAR										COL. 881
		1972-82	1982B	1983-87	1987B	1988-91	1993	1994	1996	1998	2000	ALL
Yes	1	73	0	0	0	0	0	0	0	0	0	73
No	2	1430	0	0	0	0	0	0	0	0	0	1430
Don't know	8	1	0	0	0	0	0	0	0	0	0	1
Not applicable	BK	12122	354	7542	353	5907	1606	2992	2904	2832	2817	39429

D. A pro-war demonstration?

[VAR: PROWAR]

RESPONSE	PUNCH	YEAR										COL. 882
		1972-82	1982B	1983-87	1987B	1988-91	1993	1994	1996	1998	2000	ALL
Yes	1	6	0	0	0	0	0	0	0	0	0	6
No	2	1498	0	0	0	0	0	0	0	0	0	1498
Not applicable	BK	12122	354	7542	353	5907	1606	2992	2904	2832	2817	39429

E. A school related demonstration?

[VAR: SCHOOL]

RESPONSE	PUNCH	YEAR										COL. 883
		1972-82	1982B	1983-87	1987B	1988-91	1993	1994	1996	1998	2000	ALL
Yes	1	79	0	0	0	0	0	0	0	0	0	79
No	2	1424	0	0	0	0	0	0	0	0	0	1424
Don't know	8	1	0	0	0	0	0	0	0	0	0	1
Not applicable	BK	12122	354	7542	353	5907	1606	2992	2904	2832	2817	39429

229. Have you ever been punched or beaten by another person?

[VAR: HIT]

RESPONSE	PUNCH	YEAR										COL. 884
		1972-82	1982B	1983-87	1987B	1988-91	1993	1994	1996	1998	2000	ALL
Yes (ASK A & B)	1	2336	0	2374	128	1406	379	195	0	0	0	6818
No	2	5152	0	3627	222	2533	677	315	0	0	0	12526
Don't know	8	3	0	2	0	3	0	0	0	0	0	8
No answer	9	2	0	5	3	6	1	1	0	0	0	18
Not applicable	BK	6133	354	1534	0	1959	549	2481	2904	2832	2817	21563

IF YES:

A. Did this happen to you as a child or as an adult?

[VAR: HITAGE]

RESPONSE	PUNCH	YEAR										COL. 885
		1972-82	1982B	1983-87	1987B	1988-91	1993	1994	1996	1998	2000	ALL
Child	1	1014	0	998	52	571	128	86	0	0	0	2849
Adult	2	791	0	819	48	535	149	60	0	0	0	2402
Both	3	524	0	547	25	294	99	49	0	0	0	1538
Don't know	8	3	0	3	1	0	1	0	0	0	0	8
No answer	9	6	0	12	5	12	3	1	0	0	0	39
Not applicable (Punch 2 and 8 in Col. 884) . . .	BK	11288	354	5163	222	4495	1226	2796	2904	2832	2817	34097

B. How many times would you guess this has happened to you?

[VAR: HITNUM]

RESPONSE	PUNCH	YEAR										COL. 886
		1972-82	1982B	1983-87	1987B	1988-91	1993	1994	1996	1998	2000	ALL
Once	1	519	0	250	0	0	0	0	0	0	0	769
Two or three times	2	718	0	497	0	0	0	0	0	0	0	1215
Four or more times	3	937	0	516	0	0	0	0	0	0	0	1453
Not sure	8	146	0	43	0	0	0	0	0	0	0	189
No answer	9	18	0	11	0	0	0	0	0	0	0	29
Not applicable 2 and 8 in Col. 884) . . .	BK	11288	354	6225	353	5907	1606	2992	2904	2832	2817	37278

230. Have you ever been threatened with a gun, or shot at?

[VAR: GUN]

RESPONSE	PUNCH	YEAR										COL. 887
		1972-82	1982B	1983-87	1987B	1988-91	1993	1994	1996	1998	2000	ALL
Yes	1	1378	0	1208	88	796	201	104	0	0	0	3775
No	2	6102	0	4790	261	3140	855	405	0	0	0	15553
Don't know	8	4	0	6	0	1	0	1	0	0	0	12
No answer	9	9	0	4	4	11	1	1	0	0	0	30
Not applicable	BK	6133	354	1534	0	1959	549	2481	2904	2832	2817	21563

IF YES:

A. Did this happen to you as a child or as an adult?

[VAR: GUNAGE]

RESPONSE	PUNCH	YEAR										COL. 888
		1972-82	1982B	1983-87	1987B	1988-91	1993	1994	1996	1998	2000	
Child	1	180	0	163	13	108	29	10	0	0	0	503
Adult	2	1133	0	989	60	649	155	87	0	0	0	3073
Both	3	55	0	46	14	33	17	7	0	0	0	172
Don't know	8	3	0	1	0	0	0	0	0	0	0	4
No answer	9	14	0	13	5	17	1	1	0	0	0	51
Not applicable (Punches 2 & 8 in Col. 887)	BK	12241	354	6330	261	5100	1404	2887	2904	2832	2817	37130

B. How many times would you guess this has happened to you?

[VAR: GUNNUM]

RESPONSE	PUNCH	YEAR										COL. 889
		1972-82	1982B	1983-87	1987B	1988-91	1993	1994	1996	1998	2000	
Once	1	780	0	350	0	0	0	0	0	0	0	1130
Two or three times	2	320	0	148	0	0	0	0	0	0	0	468
Four or more times	3	215	0	104	0	0	0	0	0	0	0	319
Not sure	8	48	0	12	0	0	0	0	0	0	0	60
No answer	9	22	0	5	0	0	0	0	0	0	0	27
Not applicable (Punches 2 & 8 in Col. 887)	BK	12241	354	6923	353	5907	1606	2992	2904	2832	2817	38929

231. Are there any situations that you can imagine in which you would approve of a man punching an adult male stranger?

[VAR: HITOK]

RESPONSE	PUNCH	YEAR										COL. 890
		1972-82	1982B	1983-87	1987B	1988-91	1993	1994	1996	1998	2000	
Yes (ASK A-E)	1	4864	0	3794	170	2348	634	313	0	0	0	12123
No (SEE REMARKS)	2	2320	0	1905	149	1311	354	175	0	0	0	6214
Not sure (ASK A-E)	8	265	0	262	29	242	63	21	0	0	0	882
No answer	9	44	0	47	5	47	6	2	0	0	0	151
Not available	BK	6133	354	1534	0	1959	549	2481	2904	2832	2817	21563

IF YES OR NOT SURE: Would you approve if the stranger . . .

A. Was in a protest march showing opposition to the other man's views?

[VAR: HITMARCH]

RESPONSE	PUNCH	YEAR										COL. 891
		1972-82	1982B	1983-87	1987B	1988-91	1993	1994	1996	1998	2000	ALL
Yes	1	247	0	202	12	108	23	12	0	0	0	604
No	2	6203	0	5672	324	3750	1009	493	0	0	0	17451
Not sure	8	117	0	111	12	68	21	4	0	0	0	333
No answer	9	30	0	23	5	22	4	2	0	0	0	86
Not applicable (Punch 2 or 9 on Col. 890)	BK	7029	354	1534	0	1959	549	2481	2904	2832	2817	22459

B. Was drunk and bumped into the man and his wife on the street?

[VAR: HITDRUNK]

RESPONSE	PUNCH	YEAR										COL. 892
		1972-82	1982B	1983-87	1987B	1988-91	1993	1994	1996	1998	2000	ALL
Yes	1	582	0	495	16	335	83	32	0	0	0	1543
No	2	5813	0	5337	324	3486	942	462	0	0	0	16364
Not sure	8	174	0	141	9	106	28	15	0	0	0	473
No answer	9	28	0	35	4	21	4	2	0	0	0	94
Not applicable (Punch 2 or 9 on Col. 890)	BK	7029	354	1534	0	1959	549	2481	2904	2832	2817	22459

C. Would you approve of a man punching a stranger who had hit the man's child after the child accidentally damaged the stranger's car?

[VAR: HITCHILD]

RESPONSE	PUNCH	YEAR										COL. 893
		1972-82	1982B	1983-87	1987B	1988-91	1993	1994	1996	1998	2000	ALL
Yes	1	3302	0	3279	195	2247	599	290	0	0	0	9912
No	2	3037	0	2484	143	1541	413	212	0	0	0	7830
Not sure	8	225	0	203	12	140	42	7	0	0	0	629
No answer	9	33	0	42	3	20	3	2	0	0	0	103
Not applicable (Punch 2 or 9 on Col. 890)	BK	7029	354	1534	0	1959	549	2481	2904	2832	2817	22459

D. Was beating up a woman and the man saw it?

[VAR: HITBEATR]

RESPONSE	PUNCH	YEAR										COL. 894
		1972-82	1982B	1983-87	1987B	1988-91	1993	1994	1996	1998	2000	ALL
Yes	1	5314	0	4900	237	3222	888	415	0	0	0	14976
No	2	1008	0	851	82	551	130	78	0	0	0	2700
Not sure	8	243	0	221	30	154	36	16	0	0	0	700
No answer	9	32	0	36	4	21	3	2	0	0	0	98
Not applicable (Punch 2 or 9 on Col. 890)	BK	7029	354	1534	0	1959	549	2481	2904	2832	2817	22459

E. Had broken into the man's house?

[VAR: HITROBBR]

RESPONSE	PUNCH	YEAR										COL. 895
		1972-82	1982B	1983-87	1987B	1988-91	1993	1994	1996	1998	2000	ALL
Yes	1	5514	0	4926	294	3315	885	429	0	0	0	15363
No	2	937	0	914	50	515	141	78	0	0	0	2635
Not sure	8	124	0	141	7	98	28	2	0	0	0	400
No answer	9	22	0	27	2	20	3	2	0	0	0	76
Not applicable (Punch 2 or 9 on Col. 890)	BK	7029	354	1534	0	1959	549	2481	2904	2832	2817	22459

REMARKS: In 1973 and 1975, those replying "no" to Q. 231 (Punch 2, Col. 895) were not asked parts A-E. Since 1975, all respondents were asked parts A-E regardless of response to Q. 231. See Appendix N for across survey changes. See Appendix T, GSS Methodological Report No. 10. If planning to perform trend analysis with these variables, please consult GSS Methodological Report No. 56.

232. Are there any situations you can imagine in which you would approve of a policeman striking an adult male citizen?

[VAR: POLHITOK]

RESPONSE	PUNCH	YEAR										COL. 896
		1972-82	1982B	1983-87	1987B	1988-91	1993	1994	1996	1998	2000	ALL
Yes (ASK A-D)	1	5537	0	4343	180	2715	770	1420	1284	1246	1201	18696
No (SEE REMARKS)	2	1680	0	1422	137	991	234	517	549	574	613	6717
Not sure (ASK A-D)	8	239	0	186	27	195	49	61	84	82	65	988
No answer	9	37	0	57	9	47	4	13	8	9	17	201
Not applicable	BK	6133	354	1534	0	1959	549	981	979	921	921	14331

IF YES OR NOT SURE: Would you approve of a policeman striking a citizen who:
A. Had said vulgar and obscene things to the policeman?

[VAR: POLABUSE]

RESPONSE	PUNCH	YEAR										COL. 897
		1972-82	1982B	1983-87	1987B	1988-91	1993	1994	1996	1998	2000	ALL
Yes	1	1239	0	776	30	426	73	176	138	125	115	3098
No	2	5351	0	5089	311	3417	961	1804	1756	1750	1738	22177
Not sure	8	160	0	131	9	88	19	19	24	31	32	513
No answer	9	20	0	12	3	17	4	12	7	5	11	91
Not applicable (Punch 2 or 9 on Col. 896)	BK	6856	354	1534	0	1959	549	981	979	921	921	15054

B. Was being questioned as a suspect in a murder case?

[VAR: POLMURDR]

RESPONSE	PUNCH	YEAR										COL. 898
		1972-82	1982B	1983-87	1987B	1988-91	1993	1994	1996	1998	2000	ALL
Yes	1	539	0	541	30	332	74	136	92	107	108	1959
No	2	6059	0	5319	311	3507	951	1829	1796	1766	1747	23285
Not sure	8	146	0	121	9	91	28	34	31	33	29	522
No answer	9	26	0	27	3	18	4	12	6	5	12	113
Not applicable (Punch 2 or 9 on Col. 896)	BK	6856	354	1534	0	1959	549	981	979	921	921	15054

C. Was attempting to escape from custody?

[VAR: POLESCAP]

RESPONSE	PUNCH	YEAR										COL. 899
		1972-82	1982B	1983-87	1987B	1988-91	1993	1994	1996	1998	2000	ALL
Yes	1	5360	0	4436	209	2894	767	1495	1306	1292	1259	19018
No	2	1152	0	1304	113	851	239	420	513	518	535	5645
Not sure	8	231	0	243	28	182	48	84	99	95	89	1099
No answer	9	27	0	25	3	21	3	12	7	6	13	117
Not applicable (Punch 2 or 9 on Col. 896)	BK	6856	354	1534	0	1959	549	981	979	921	921	15054

D. Was attacking the policeman with his fists?

[VAR: POLATTAK]

RESPONSE	PUNCH	YEAR										COL. 900
		1972-82	1982B	1983-87	1987B	1988-91	1993	1994	1996	1998	2000	ALL
Yes	1	6408	0	5537	309	3617	969	1866	1756	1713	1694	23869
No	2	290	0	381	29	252	67	117	139	150	159	1584
Not sure	8	52	0	79	12	61	18	16	27	43	35	343
No answer	9	20	0	11	3	18	3	12	3	5	8	83
Not applicable (Punch 2 or 9 on Col. 896)	BK	6856	354	1534	0	1959	549	981	979	921	921	15054

REMARKS: In 1973 and 1975, those replying "no" to Q. 232 (punch 2, Col. 900) were not asked parts A-D. Since 1975, all respondents were asked parts A-D regardless of response to Q. 232. See Appendix T, GSS Methodological Report No. 10. If planning to perform trend analysis with these variables, please consult GSS Methodological Report No. 56.

233. Is there any area right around here--that is, within a mile--where you would be afraid to walk alone at night?

[VAR: FEAR]

RESPONSE	PUNCH	YEAR										COL. 901
		1972-82	1982B	1983-87	1987B	1988-91	1993	1994	1996	1998	2000	ALL
Yes	1	3950	199	1790	159	1599	461	933	804	772	725	11392
No	2	4980	149	2636	188	2280	609	1045	1099	1079	1106	15171
Don't know	8	43	4	35	1	29	3	15	20	28	25	203
No answer	9	18	2	12	5	12	2	3	0	3	5	62
Not applicable	BK	4635	0	3069	0	1987	531	996	981	950	956	14105

REMARKS: See Appendix N for across survey changes.

234. How about at home at night--do you feel safe and secure, or not?

[VAR: FEARHOME]

RESPONSE	PUNCH	YEAR										COL. 902
		1972-82	1982B	1983-87	1987B	1988-91	1993	1994	1996	1998	2000	ALL
Yes, safe	1	1285	269	0	0	0	0	0	0	0	0	1554
No	2	204	73	0	0	0	0	0	0	0	0	277
Don't know	8	5	6	0	0	0	0	0	0	0	0	11
No answer	9	12	6	0	0	0	0	0	0	0	0	18
Not applicable	BK	12120	0	7542	353	5907	1606	2992	2904	2832	2817	39073

235. During the last year--that is, between last March and now--did anyone break into or somehow illegally get into your (apartment/home)?

[VAR: BURGLR]

RESPONSE	PUNCH	YEAR										COL. 903
		1972-82	1982B	1983-87	1987B	1988-91	1993	1994	1996	1998	2000	ALL
Yes	1	673	36	294	35	237	63	68	0	0	0	1406
No	2	8304	316	4170	316	3674	1010	1155	0	0	0	18945
Don't know	8	0	0	0	0	1	0	0	0	0	0	1
No answer	9	14	2	9	2	8	2	2	0	0	0	39
Not applicable	BK	4635	0	3069	0	1987	531	1767	2904	2832	2817	20542

236. During the last year, did anyone take something directly from you by using force--such as a stickup, mugging, or threat?

[VAR: ROBBRY]

RESPONSE	PUNCH	YEAR										COL. 904
		1972-82	1982B	1983-87	1987B	1988-91	1993	1994	1996	1998	2000	ALL
Yes	1	196	16	83	15	58	28	31	0	0	0	427
No	2	8763	336	4381	336	3845	1045	1192	0	0	0	19898
No answer	9	32	2	9	2	17	2	2	0	0	0	66
Not applicable	BK	4635	0	3069	0	1987	531	1767	2904	2832	2817	20542

237. Do you happen to have in your home (IF HOUSE: or garage) any guns or revolvers?

[VAR: OWNGUN]

RESPONSE	PUNCH	YEAR										COL. 905
		1972-82	1982B	1983-87	1987B	1988-91	1993	1994	1996	1998	2000	ALL
Yes (ASK A)	1	4236	128	2015	95	1644	452	810	772	654	603	11409
No	2	4642	222	2418	251	2229	614	1160	1142	1215	1231	15124
Refused	3	65	3	27	2	20	7	19	7	6	23	179
Don't know	8	7	0	1	0	1	0	3	2	1	1	16
No answer	9	41	1	12	5	26	2	4	0	6	3	100
Not applicable	BK	4635	0	3069	0	1987	531	996	981	950	956	14105

A. IF YES: Is it a pistol, shotgun, rifle, or what? CODE ALL THAT APPLY.

[VAR: PISTOL]

RESPONSE	PUNCH	YEAR										COL. 906
		1972-82	1982B	1983-87	1987B	1988-91	1993	1994	1996	1998	2000	ALL
Yes	1	1883	74	1034	61	892	257	483	427	366	364	5841
No	2	6986	276	3400	285	2977	809	1485	1484	1500	1459	20661
Refused (Punch 3, Col. 905 or refused Q.237A)	3	74	3	27	2	10	7	5	7	6	23	164
Don't know	8	0	0	0	0	1	0	0	0	0	1	2
No answer	9	48	1	12	5	40	2	23	5	9	14	159
Not applicable	BK	4635	0	3069	0	1987	531	996	981	951	956	14106

[VAR: SHOTGUN]

RESPONSE	PUNCH	YEAR										COL. 907
		1972-82	1982B	1983-87	1987B	1988-91	1993	1994	1996	1998	2000	ALL
Yes	1	2580	59	1249	50	1004	289	480	473	389	343	6916
No	2	6289	291	3185	296	2865	777	1488	1438	1477	1481	19587
Refused (Punch 3, Col.905 or refused Q.237A)	3	74	3	27	2	10	7	5	7	6	23	164
Don't know	8	0	0	0	0	1	0	0	0	0	0	1
No answer	9	48	1	12	5	40	2	23	5	9	14	159
Not applicable	BK	4635	0	3069	0	1987	531	996	981	951	956	14106

[VAR: RIFLE]

RESPONSE	PUNCH	YEAR										COL. 908
		1972-82	1982B	1983-87	1987B	1988-91	1993	1994	1996	1998	2000	ALL
Yes	1	2560	34	1247	28	993	249	483	447	390	364	6795
No	2	6309	316	3187	318	2878	817	1485	1464	1476	1459	19709
Refused (Punch 3, Col.905 or refused Q.237A)	3	74	3	27	2	10	7	5	7	6	23	164
Don't know	8	0	0	0	0	1	0	0	0	0	1	2
No answer	9	48	1	12	5	38	2	23	5	9	14	157
Not applicable	BK	4635	0	3069	0	1987	531	996	981	951	956	14106

B. Do any of these guns personally belong to you?

[VAR: ROWNGUN]

RESPONSE	PUNCH	YEAR										COL. 909
		1972-82	1982B	1983-87	1987B	1988-91	1993	1994	1996	1998	2000	
Yes	1	833	88	1227	73	1033	309	555	512	427	416	5473
No	2	477	34	773	19	595	141	253	254	222	187	2955
Refused (Punch 3, Col.905 or refused Q.237A)	3	25	3	27	2	12	7	5	7	6	23	117
Don't know	8	0	0	0	0	0	0	3	0	0	0	3
No answer	9	78	7	27	8	51	4	20	6	11	4	216
Not applicable	BK	12213	222	5488	251	4216	1145	2156	2125	2166	2187	32169

REMARKS: Punch 2 in Cols. 907, 908, and 909 includes those answering "No" to Q. 237 and 237A.

238. Have you ever received a ticket, or been charged by the police, for a traffic violation--other than for illegal parking?

[VAR: TICKET]

RESPONSE	PUNCH	YEAR										COL. 910
		1972-82	1982B	1983-87	1987B	1988-91	1993	1994	1996	1998	2000	
Yes	1	4004	125	798	0	0	0	0	0	0	0	4927
No	2	4969	226	668	0	0	0	0	0	0	0	5863
Refused	3	2	0	0	0	0	0	0	0	0	0	2
Don't know	8	6	1	3	0	0	0	0	0	0	0	10
No answer	9	10	2	4	0	0	0	0	0	0	0	16
Not applicable	BK	4635	0	6069	353	5907	1606	2992	2904	2832	2817	30115

239. Were you ever picked up, or charged, by the police, for any (other) reason whether or not you were guilty?

[VAR: ARREST]

RESPONSE	PUNCH	YEAR										COL. 911
		1972-82	1982B	1983-87	1987B	1988-91	1993	1994	1996	1998	2000	
Yes	1	953	46	186	0	0	0	0	0	0	0	1185
No	2	7842	299	1265	0	0	0	0	0	0	0	9406
Refused	3	3	0	0	0	0	0	0	0	0	0	3
Don't know	8	5	0	1	0	0	0	0	0	0	0	6
No answer	9	188	9	21	0	0	0	0	0	0	0	218
Not applicable	BK	4635	0	6069	353	5907	1606	2992	2904	2832	2817	30115

240. A. Do you (or does your [husband/wife]) go hunting? CIRCLE ONLY ONE CODE.

[VAR: HUNT]

RESPONSE	PUNCH	YEAR										COL. 912
		1972-82	1982B	1983-87	1987B	1988-91	1993	1994	1996	1998	2000	ALL
Yes, respondent does	1	692	36	639	26	501	139	258	263	215	216	2985
Yes, spouse does	2	370	13	324	3	229	54	104	98	94	79	1368
Yes, both do	3	143	0	136	3	97	17	41	44	28	25	534
No, neither R nor spouse hunts	4	3288	300	3363	318	3079	864	1589	1516	1540	1536	17393
No answer	9	11	5	11	3	14	1	4	2	5	5	61
Not applicable	BK	9122	0	3069	0	1987	531	996	981	950	956	18592

B. Does any other member of this household go hunting?

[VAR: HUNTOTHR]

RESPONSE	PUNCH	YEAR										COL. 913
		1972-82	1982B	1983-87	1987B	1988-91	1993	1994	1996	1998	2000	ALL
Yes	1	436	17	137	0	0	0	0	0	0	0	590
No	2	1441	152	494	0	0	0	0	0	0	0	2087
Don't know	8	9	0	3	0	0	0	0	0	0	0	12
No answer	9	286	34	61	0	0	0	0	0	0	0	381
Not applicable (no other household members over 5 besides respondent and spouse)	BK	11454	151	6847	353	5907	1606	2992	2904	2832	2817	37863

241. How often do you read the newspaper--every day, a few times a week, once a week, less than once a week, or never?

[VAR: NEWS]

RESPONSE	PUNCH	YEAR										COL. 914
		1972-82	1982B	1983-87	1987B	1988-91	1993	1994	1996	1998	2000	ALL
Every day	1	4718	155	3283	153	2015	497	969	825	805	698	14118
A few times a week	2	1371	92	1244	91	908	282	452	476	420	459	5795
Once a week	3	734	40	737	44	487	136	261	311	294	277	3321
Less than once a week	4	462	39	459	30	339	96	196	225	202	277	2325
Never	5	372	25	333	34	193	64	76	120	149	162	1528
No answer	9	14	3	13	1	4	5	0	3	1	0	44
Not applicable	BK	5955	0	1473	0	1961	526	1038	944	961	944	13802

242. On the average day, about how many hours do you personally watch television?

[VAR: TV HOURS]

RESPONSE	PUNCH	YEAR										COL. 915-916
		1972-82	1982B	1983-87	1987B	1988-91	1993	1994	1996	1998	2000	ALL
00 hours	00	387	11	233	0	132	61	74	85	119	107	1209
01 hours	01	1466	46	826	0	749	327	425	384	499	380	5102
02 hours	02	1926	64	1186	0	1061	449	534	564	642	510	6936
03 hours	03	1454	67	935	0	745	309	378	343	399	310	4940
04 hours	04	1015	62	614	0	535	192	279	261	318	233	3509
05 hours	05	536	24	323	0	288	107	112	123	157	95	1765
06 hours	06	332	23	215	0	181	75	85	80	89	64	1144
07 hours	07	80	7	38	0	36	10	15	19	18	18	241
08 hours	08	129	16	102	0	84	33	29	31	47	47	518
09 hours	09	16	4	6	0	9	2	4	3	7	0	51
10 hours	10	63	5	49	0	46	15	11	22	17	24	252
11 hours	11	6	3	3	0	2	0	1	5	3	4	27
12 hours	12	46	11	26	0	24	8	11	12	6	21	165
13 hours	13	6	0	3	0	4	0	0	2	1	1	17
14 hours	14	6	2	7	0	4	0	4	2	1	2	28
15 hours	15	9	2	6	0	3	0	2	3	7	7	39
16 hours	16	8	1	4	0	4	2	0	1	0	0	20
17 hours	17	1	0	0	0	1	0	0	0	0	0	2
18 hours	18	3	0	3	0	1	0	0	3	2	0	12
20 hours	20	4	1	5	0	6	2	0	1	4	3	26
21 hours	21	0	0	0	0	1	0	0	0	1	1	3
22 hours	22	0	0	0	0	0	1	0	2	0	0	3
24 hours	24	1	1	0	0	0	1	1	1	0	2	7
Don't know	98	1	0	2	0	4	0	0	3	6	3	19
No answer	99	31	4	17	0	26	12	12	10	26	45	183
Not applicable	BK	6100	0	2939	353	1961	0	1015	944	463	940	14715

243. Do you ever listen to the radio?

Yes (ASK A)

No

A. IF YES: On the average, about how many hours a day do you usually listen to the radio?

[VAR: RADIOHRS]

RESPONSE	PUNCH	YEAR										COL. 917-918	
		1972-82	1982B	1983-87	1987B	1988-91	1993	1994	1996	1998	2000		ALL
00 hours	00	11	0	10	0	0	0	0	0	0	0	0	21
01 hour	01	1041	97	526	0	0	0	0	0	0	0	0	1664
02 hours	02	576	74	294	0	0	0	0	0	0	0	0	944
03 hours	03	271	28	143	0	0	0	0	0	0	0	0	442
04 hours	04	217	39	104	0	0	0	0	0	0	0	0	360
05 hours	05	123	16	68	0	0	0	0	0	0	0	0	207
06 hours	06	120	19	66	0	0	0	0	0	0	0	0	205
07 hours	07	44	6	19	0	0	0	0	0	0	0	0	69
08 hours	08	151	9	103	0	0	0	0	0	0	0	0	263
09 hours	09	20	1	9	0	0	0	0	0	0	0	0	30
10 hours	10	76	9	47	0	0	0	0	0	0	0	0	132
11 hours	11	4	0	2	0	0	0	0	0	0	0	0	6
12 hours	12	50	11	34	0	0	0	0	0	0	0	0	95
13 hours	13	1	0	1	0	0	0	0	0	0	0	0	2
14 hours	14	5	0	2	0	0	0	0	0	0	0	0	7
15 hours	15	9	1	4	0	0	0	0	0	0	0	0	14
16 hours	16	6	2	3	0	0	0	0	0	0	0	0	11
17 hours	17	1	1	0	0	0	0	0	0	0	0	0	2
18 hours	18	4	0	1	0	0	0	0	0	0	0	0	5
20 hours	20	5	1	0	0	0	0	0	0	0	0	0	6
21 hours	21	1	0	0	0	0	0	0	0	0	0	0	1
24 hours	24	13	4	1	0	0	0	0	0	0	0	0	18
Don't know	98	6	1	2	0	0	0	0	0	0	0	0	9
No answer	99	14	3	2	0	0	0	0	0	0	0	0	19
Not applicable (never listen	BK	10857	32	6101	353	5907	1606	2992	2904	2832	2817	36401	

REMARKS: If planning to perform trend analysis with this variable, please consult GSS Methodological Report No. 56.

Thank you very much for your time and help. Do you have a telephone?

244. May I have your name and (one of your) telephone number(s) just in case I have left something out in this interview? ENTER NAME AND PHONE NUMBER. IF NO PHONE OR REFUSED, CIRCLE APPROPRIATE CODE NUMBER.

[VAR: PHONE]

RESPONSE	PUNCH	YEAR										COL. 919
		1972-82	1982B	1983-87	1987B	1988-91	1993	1994	1996	1998	2000	ALL
No phone number	1	880	42	411	40	284	55	111	89	114	91	2117
Refused phone number	2	294	8	202	9	124	29	58	65	114	94	997
IF TELEPHONE NUMBER IS GIVEN, ASK A:												
A. Is this phone located in your own home?												
Yes	3	10420	282	6654	293	5296	1463	2757	2673	2516	2532	34886
No. (SPECIFY WHERE PHONE												
IS LOCATED)	4	250	12	256	10	165	54	58	76	77	93	1051
Location not given	5	139	6	4	0	0	0	1	1	5	4	160
No answer	9	30	4	15	1	38	5	7	0	6	3	109
Not applicable	BK	1613	0	0	0	0	0	0	0	0	0	1613

REMARKS: See Appendix N for across survey changes. If planning to perform trend analysis with this variable, please consult GSS Methodological Report No. 56.

245. In general, what was the respondent's attitude toward the interview?

INTERVIEWER'S RESPONSE

[VAR: COOP2]

RESPONSE	PUNCH	YEAR										COL. 920
		1972-82	1982B	1983-87	1987B	1988-91	1993	1994	1996	1998	2000	ALL
Friendly and eager	1	953	0	0	0	0	0	0	0	0	0	953
Cooperative but not particularly eager	2	600	0	0	0	0	0	0	0	0	0	600
Indifferent and bored	3	43	0	0	0	0	0	0	0	0	0	43
Hostile	4	4	0	0	0	0	0	0	0	0	0	4
No answer	9	13	0	0	0	0	0	0	0	0	0	13
Not applicable	BK	12013	354	7542	353	5907	1606	2992	2904	2832	2817	39320

Qs. 249-264 ARE PART OF METHODOLOGICAL EXPERIMENTS.

249. If a woman has decided to have an abortion but her husband is against it, do you think she should go ahead and have it, or not?

[VAR: ABSPNO]

RESPONSE	PUNCH	YEAR										COL. 924
		1972-82	1982B	1983-87	1987B	1988-91	1993	1994	1996	1998	2000	ALL
Should have abortion	1	395	0	0	0	0	0	0	0	0	0	395
Should not have abortion	2	979	0	0	0	0	0	0	0	0	0	979
Don't know	8	148	0	0	0	0	0	0	0	0	0	148
No answer	9	8	0	0	0	0	0	0	0	0	0	8
Not applicable	BK	12096	354	7542	353	5907	1606	2992	2904	2832	2817	39403

250. (WOMEN): Would you yourself have an abortion if..
 (MEN): Would you yourself advise the woman you were married to to have an abortion if..

A. There is a strong chance of serious defect in the baby?

[VAR: ABHAVE1]

RESPONSE	PUNCH	YEAR										COL. 925
		1972-82	1982B	1983-87	1987B	1988-91	1993	1994	1996	1998	2000	ALL
Yes	1	1081	0	0	0	0	0	0	0	0	0	1081
No	2	351	0	0	0	0	0	0	0	0	0	351
Don't know	8	87	0	0	0	0	0	0	0	0	0	87
No answer	9	11	0	0	0	0	0	0	0	0	0	11
Not applicable	BK	12096	354	7542	353	5907	1606	2992	2904	2832	2817	39403

B. (Your/Her) health was seriously endangered by the pregnancy?

[VAR: ABHAVE2]

RESPONSE	PUNCH	YEAR										COL. 926
		1972-82	1982B	1983-87	1987B	1988-91	1993	1994	1996	1998	2000	ALL
Yes	1	1204	0	0	0	0	0	0	0	0	0	1204
No	2	249	0	0	0	0	0	0	0	0	0	249
Don't know	8	65	0	0	0	0	0	0	0	0	0	65
No answer	9	12	0	0	0	0	0	0	0	0	0	12
Not applicable	BK	12096	354	7542	353	5907	1606	2992	2904	2832	2817	39403

C. You did not think you could afford another child?

[VAR: ABHAVE3]

RESPONSE	PUNCH	YEAR										COL. 927
		1972-82	1982B	1983-87	1987B	1988-91	1993	1994	1996	1998	2000	ALL
Yes	1	427	0	0	0	0	0	0	0	0	0	427
No	2	1043	0	0	0	0	0	0	0	0	0	1043
Don't know	8	47	0	0	0	0	0	0	0	0	0	47
No answer	9	13	0	0	0	0	0	0	0	0	0	13
Not applicable	BK	12096	354	7542	353	5907	1606	2992	2904	2832	2817	39403

REMARKS: Q. 250 is based on Q. 206.

251. Do you think abortions should be legal under any circumstances, legal only under certain circumstances, or never legal under any circumstance?

[VAR: ABLEGAL]

RESPONSE	PUNCH	YEAR										COL. 928
		1972-82	1982B	1983-87	1987B	1988-91	1993	1994	1996	1998	2000	ALL
Under any circumstances	1	331	0	0	0	0	0	0	0	0	0	331
Under circumstances	2	1031	0	0	0	0	0	0	0	0	0	1031
Never legal	3	135	0	0	0	0	0	0	0	0	0	135
No opinion	8	22	0	0	0	0	0	0	0	0	0	22
No answer	9	11	0	0	0	0	0	0	0	0	0	11
Not applicable	BK	12096	354	7542	353	5907	1606	2992	2904	2832	2817	39403

252. Now I'm going to read several more statements. As I read each one, please tell me whether you strongly agree, agree, disagree, or strongly disagree with it. For example, here is the statement:

A. A working mother can establish just as warm and secure a relationship with her children as a mother who does not work.

[VAR: FECHLD]

RESPONSE	PUNCH	YEAR										COL. 930
		1972-82	1982B	1983-87	1987B	1988-91	1993	1994	1996	1998	2000	ALL
Strongly agree	1	236	0	646	0	850	217	455	579	407	376	3766
Agree	2	501	0	1189	0	1644	496	901	1012	841	752	7336
Disagree	3	505	0	872	0	1111	283	496	624	470	540	4901
Strongly disagree	4	263	0	271	0	294	67	96	178	122	178	1469
Don't know	8	22	0	20	0	38	15	24	29	26	22	196
No answer	9	3	0	6	0	9	2	5	7	5	9	46
Not applicable	BK	12096	354	4538	353	1961	526	1015	475	961	940	23219

B. It is more important for a wife to help her husband's career than to have one herself.

[VAR: FEHELP]

RESPONSE	PUNCH	YEAR										COL. 931
		1972-82	1982B	1983-87	1987B	1988-91	1993	1994	1996	1998	2000	ALL
Strongly agree	1	205	0	185	0	169	33	59	74	44	0	769
Agree	2	636	0	883	0	962	214	351	420	303	0	3769
Disagree	3	534	0	1360	0	1928	576	1057	1278	999	0	7732
Strongly disagree	4	97	0	480	0	776	222	433	574	459	0	3041
Don't know	8	52	0	88	0	103	33	64	73	54	0	467
No answer	9	6	0	8	0	8	2	13	10	12	0	59
Not applicable	BK	12096	354	4538	353	1961	526	1015	475	961	2817	25096

C. A preschool child is likely to suffer if his or her mother works.

[VAR: FEPRESCH]

RESPONSE	PUNCH	YEAR										COL. 932
		1972-82	1982B	1983-87	1987B	1988-91	1993	1994	1996	1998	2000	ALL
Strongly agree	1	311	0	351	0	356	75	146	203	155	175	1772
Agree	2	697	0	1196	0	1498	377	676	881	611	682	6618
Disagree	3	422	0	1116	0	1603	493	898	1003	863	761	7159
Strongly disagree	4	68	0	278	0	378	103	216	257	180	188	1668
Don't know	8	28	0	55	0	96	28	32	74	53	56	422
No answer	9	4	0	8	0	15	4	9	11	9	15	75
Not applicable	BK	12096	354	4538	353	1961	526	1015	475	961	940	23219

D. It is much better for everyone involved if the man is the achiever outside the home and the woman takes care of the home and family.

[VAR: FEFAM]

RESPONSE	PUNCH	YEAR										COL. 933
		1972-82	1982B	1983-87	1987B	1988-91	1993	1994	1996	1998	2000	ALL
Strongly agree	1	275	0	282	0	323	64	131	179	130	204	1588
Agree	2	714	0	1134	0	1268	318	540	725	509	531	5739
Disagree	3	422	0	1150	0	1622	491	896	1034	836	731	7182
Strongly disagree	4	92	0	380	0	625	181	349	415	343	338	2723
Don't know	8	23	0	50	0	95	23	53	64	43	53	404
No answer	9	4	0	8	0	13	3	8	12	10	20	78
Not applicable	BK	12096	354	4538	353	1961	526	1015	475	961	940	23219

253. Have you heard or read about the Equal Rights Amendment?

[VAR: ERAREAD]

RESPONSE	PUNCH	YEAR										COL. 934
		1972-82	1982B	1983-87	1987B	1988-91	1993	1994	1996	1998	2000	ALL
Yes (ASK A & B)	1	2685	312	0	0	0	0	0	0	0	0	2997
No (GO TO Q.253C)	2	297	29	0	0	0	0	0	0	0	0	326
Don't Know (GO TO Q.253C)	8	51	12	0	0	0	0	0	0	0	0	63
No answer	9	3	1	0	0	0	0	0	0	0	0	4
Not applicable	BK	10590	0	7542	353	5907	1606	2992	2904	2832	2817	37543

IF YES:

A. Do you understand what the Equal Rights Amendment means?

[VAR: ERAMEANS]

RESPONSE	PUNCH	YEAR										COL. 935
		1972-82	1982B	1983-87	1987B	1988-91	1993	1994	1996	1998	2000	ALL
Yes, or qualified yes	1	2209	256	0	0	0	0	0	0	0	0	2465
No	2	423	46	0	0	0	0	0	0	0	0	469
Don't know	8	49	8	0	0	0	0	0	0	0	0	57
No answer	9	4	3	0	0	0	0	0	0	0	0	7
Not applicable (Punches 2, 8, 9 in Col. 934)	BK	10941	41	7542	353	5907	1606	2992	2904	2832	2817	37935

B. Do you strongly favor, somewhat favor, somewhat oppose, or strongly oppose this amendment?

[VAR: ERA]

RESPONSE	PUNCH	YEAR										COL. 936
		1972-82	1982B	1983-87	1987B	1988-91	1993	1994	1996	1998	2000	ALL
Strongly favor	1	581	128	0	0	0	0	0	0	0	0	709
Somewhat favor	2	1222	114	0	0	0	0	0	0	0	0	1336
Somewhat oppose	3	434	34	0	0	0	0	0	0	0	0	468
Strongly oppose	4	238	14	0	0	0	0	0	0	0	0	252
No opinion	8	177	17	0	0	0	0	0	0	0	0	194
No answer	9	33	6	0	0	0	0	0	0	0	0	39
Not applicable (Punches 2, 8, 9 in Col. 934)	BK	10941	41	7542	353	5907	1606	2992	2904	2832	2817	37935

IF NO OR DK TO 253:

C. The Equal Rights Amendment will amend the United States Constitution to provide equal rights for men and women. Do you strongly favor, somewhat favor, somewhat oppose, or strongly oppose this amendment?

[VAR: ERATELL]

RESPONSE	PUNCH	YEAR										COL. 937
		1972-82	1982B	1983-87	1987B	1988-91	1993	1994	1996	1998	2000	ALL
Strongly favor	1	31	16	0	0	0	0	0	0	0	0	47
Somewhat favor	2	60	13	0	0	0	0	0	0	0	0	73
Somewhat oppose	3	17	4	0	0	0	0	0	0	0	0	21
Strongly oppose	4	8	3	0	0	0	0	0	0	0	0	110
No opinion	8	26	5	0	0	0	0	0	0	0	0	31
No answer	9	0	1	0	0	0	0	0	0	0	0	1
Not applicable (Punch 1 in Col. 934)	BK	13484	312	7542	353	5907	1606	2992	2904	2832	2817	40749

254. Why do you (favor/oppose) the Equal Rights Amendment?

PROBE EACH RESPONSE FOR CLARITY AND PROBE FOR ADDITIONAL REASONS.

IF "NO OPINION" TO Q. 253 PROBE: Why is that - why do you have no opinion on the Equal Rights Amendment?

A. First Reason

[VAR: ERAWHY1]

RESPONSE	PUNCH	YEAR										COL. 938-939
		1972-82	1982B	1983-87	1987B	1988-91	1993	1994	1996	1998	2000	ALL
.....	1-19	381	81	0	0	0	0	0	0	0	0	462
.....	20-39	268	92	0	0	0	0	0	0	0	0	360
.....	40-59	467	101	0	0	0	0	0	0	0	0	568
.....	60-79	154	31	0	0	0	0	0	0	0	0	185
.....	80-98	228	49	0	0	0	0	0	0	0	0	277
No Answer	99	8	0	0	0	0	0	0	0	0	0	8
Not applicable	BK	12120	0	7542	353	5907	1606	2992	2904	2832	2817	39073

B. Second Reason

[VAR: ERAWHY2]

RESPONSE	PUNCH	YEAR										COL. 940-941
		1972-82	1982B	1983-87	1987B	1988-91	1993	1994	1996	1998	2000	ALL
.....	1-19	317	68	0	0	0	0	0	0	0	0	385
.....	20-39	103	28	0	0	0	0	0	0	0	0	131
.....	40-59	148	31	0	0	0	0	0	0	0	0	179
.....	60-79	110	11	0	0	0	0	0	0	0	0	121
.....	80-98	106	19	0	0	0	0	0	0	0	0	125
Not applicable (No 2nd reason)	BK	12842	197	7542	353	5907	1606	2992	2904	2832	2817	39992

C. Third Reason

[VAR: ERAWHY3]

RESPONSE	PUNCH	YEAR										COL. 942-943
		1972-82	1982B	1983-87	1987B	1988-91	1993	1994	1996	1998	2000	ALL
.....	1-19	90	15	0	0	0	0	0	0	0	0	105
.....	20-39	41	11	0	0	0	0	0	0	0	0	52
.....	40-59	59	8	0	0	0	0	0	0	0	0	67
.....	60-79	43	12	0	0	0	0	0	0	0	0	55
.....	80-97	39	1	0	0	0	0	0	0	0	0	40
Not applicable (No 3rd reason)	BK	13354	307	7542	353	5907	1606	2992	2904	2832	2817	40614

REMARKS: See Appendix M for codes and distributions. See Appendix T, GSS Methodological Report No. 24.

255. How important is the Equal Rights Amendment issue to you--would you say it is one of the most important, important, not very important, or not important at all?

[VAR: ERAIMP]

RESPONSE	PUNCH	YEAR										COL. 944
		1972-82	1982B	1983-87	1987B	1988-91	1993	1994	1996	1998	2000	ALL
One of the most important	1	140	83	0	0	0	0	0	0	0	0	223
Important	2	634	181	0	0	0	0	0	0	0	0	815
Not very important	3	508	57	0	0	0	0	0	0	0	0	565
Not important at all	4	194	19	0	0	0	0	0	0	0	0	213
Don't know	8	28	11	0	0	0	0	0	0	0	0	39
No answer	9	2	3	0	0	0	0	0	0	0	0	5
Not applicable	BK	12120	0	7542	353	5907	1606	2992	2904	2832	2817	39073

REMARKS: See Appendix T, GSS Methodological Report No. 24.

256. How much information do you have about the Equal Rights Amendment? Do you have all the information you need, most of the information, some information, or very little information?

[VAR: ERAINFO]

RESPONSE	PUNCH	YEAR										COL. 945
		1972-82	1982B	1983-87	1987B	1988-91	1993	1994	1996	1998	2000	ALL
All the information	1	191	25	0	0	0	0	0	0	0	0	216
Most of the information	2	263	42	0	0	0	0	0	0	0	0	305
Some of the information	3	604	157	0	0	0	0	0	0	0	0	761
Very little information	4	432	123	0	0	0	0	0	0	0	0	555
Don't know	8	12	5	0	0	0	0	0	0	0	0	17
No answer	9	4	2	0	0	0	0	0	0	0	0	6
Not applicable	BK	12120	0	7542	353	5907	1606	2992	2904	2832	2817	39073

REMARKS: See Appendix T, GSS Methodological Report No. 24.

257. How firm are you about (your opinion on/the way you feel about) the Equal Rights Amendment--would you say you are very likely to change (your opinion), somewhat likely to change, somewhat unlikely to change or very unlikely to change your opinion?

[VAR: ERAFIRM]

RESPONSE	PUNCH	YEAR										COL. 946
		1972-82	1982B	1983-87	1987B	1988-91	1993	1994	1996	1998	2000	ALL
Very likely to change	1	51	15	0	0	0	0	0	0	0	0	66
Somewhat likely	2	298	58	0	0	0	0	0	0	0	0	356
Somewhat unlikely	3	426	99	0	0	0	0	0	0	0	0	525
Very unlikely	4	664	160	0	0	0	0	0	0	0	0	824
Don't know	8	61	19	0	0	0	0	0	0	0	0	80
No answer	9	6	3	0	0	0	0	0	0	0	0	9
Not applicable	BK	12120	0	7542	353	5907	1606	2992	2904	2832	2817	39073

REMARKS: See Appendix T, GSS Methodological Report No. 24.

258. If the husband in a family wants children, but the wife decides that she does not want any children, is it all right for the wife to refuse to have children?

[VAR: FEBEAR]

RESPONSE	PUNCH	YEAR										COL. 947
		1972-82	1982B	1983-87	1987B	1988-91	1993	1994	1996	1998	2000	
Yes	1	902	0	0	0	0	0	0	576	0	0	1478
No	2	471	0	0	0	0	0	0	123	0	0	594
Don't know	8	147	0	0	0	0	0	0	49	0	0	196
No answer	9	10	0	0	0	0	0	0	7	0	0	17
Not applicable (SEE REMARKS)	BK	12096	354	7542	353	5907	1606	2992	2149	2832	2817	38648

REMARKS: In 1996, this question was asked only on Form 2.

259. If there is a limited number of jobs, do you approve or disapprove of a married woman holding a job in business or industry when her husband is able to support her?

[VAR: FEWORKIF]

RESPONSE	PUNCH	YEAR										COL. 948
		1972-82	1982B	1983-87	1987B	1988-91	1993	1994	1996	1998	2000	
Approve	1	543	0	0	0	0	0	0	0	0	0	543
Disapprove	2	953	0	0	0	0	0	0	0	0	0	953
Don't know	8	30	0	0	0	0	0	0	0	0	0	30
No answer	9	4	0	0	0	0	0	0	0	0	0	4
Not applicable	BK	12096	354	7542	353	5907	1606	2992	2904	2832	2817	39403

REMARKS: Variation of Q. 200.

260. Some religious and business groups have set up programs to encourage (Negro/ Black) people to buy houses in white suburbs. Do you favor or oppose these voluntary programs to integrate white suburbs?

[VAR: RACSUBS]

RESPONSE	PUNCH	YEAR										COL. 951
		1972-82	1982B	1983-87	1987B	1988-91	1993	1994	1996	1998	2000	
Favor	1	585	0	0	0	0	0	0	0	0	0	585
Oppose	2	832	0	0	0	0	0	0	0	0	0	832
No opinion	8	106	0	0	0	0	0	0	0	0	0	106
No answer	9	7	0	0	0	0	0	0	0	0	0	7
Not applicable	BK	12096	354	7542	353	5907	1606	2992	2904	2832	2817	39403

261. What about the city government in white suburbs? Do you think they should encourage (Negro/Black) people to buy homes in the suburbs, should they discourage them, or should they leave it to private efforts?

[VAR: RACSUBGV]

RESPONSE	PUNCH	YEAR										COL. 969
		1972-82	1982B	1983-87	1987B	1988-91	1993	1994	1996	1998	2000	ALL
Encourage	1	193	0	0	0	0	0	0	0	0	0	193
Discourage	2	146	0	0	0	0	0	0	0	0	0	146
Leave to private efforts	3	1130	0	0	0	0	0	0	0	0	0	1130
No opinion	8	55	0	0	0	0	0	0	0	0	0	55
No answer	9	6	0	0	0	0	0	0	0	0	0	6
Not applicable	BK	12096	354	7542	353	5907	1606	2992	2904	2832	2817	39403

262. How would it make you feel if a close relative of yours were planning to marry a [(Negro/Black)/White]? Would you be very uneasy, somewhat uneasy, or not uneasy at all?

[VAR: RACMAREL]

RESPONSE	PUNCH	YEAR										COL. 970
		1972-82	1982B	1983-87	1987B	1988-91	1993	1994	1996	1998	2000	ALL
Very uneasy	1	635	0	0	0	0	0	0	0	0	0	635
Somewhat uneasy	2	481	0	0	0	0	0	0	0	0	0	481
Not uneasy at all	3	370	0	0	0	0	0	0	0	0	0	370
No opinion	8	38	0	0	0	0	0	0	0	0	0	38
No answer	9	6	0	0	0	0	0	0	0	0	0	6
Not applicable	BK	12096	354	7542	353	5907	1606	2992	2904	2832	2817	39403

263. Please tell me whether you agree or disagree with the following statements . . .

A. You can expect special problems with marriages between (Negroes/Blacks) and Whites.

[VAR: RACMARPR]

RESPONSE	PUNCH	YEAR										COL. 971
		1972-82	1982B	1983-87	1987B	1988-91	1993	1994	1996	1998	2000	ALL
Agree	1	1332	0	0	0	0	0	0	0	0	0	1332
Disagree	2	161	0	0	0	0	0	0	0	0	0	161
Don't know	8	31	0	0	0	0	0	0	0	0	0	31
No answer	9	6	0	0	0	0	0	0	0	0	0	6
Not applicable	BK	12096	354	7542	353	5907	1606	2992	2904	2832	2817	39403

B. You can expect special problems with (Negroes/Black) supervisors getting along with workers that are mostly White.

[VAR: RACSUPS]

RESPONSE	PUNCH	YEAR										COL. 972
		1972-82	1982B	1983-87	1987B	1988-91	1993	1994	1996	1998	2000	ALL
Agree	1	714	0	0	0	0	0	0	0	0	0	714
Disagree	2	734	0	0	0	0	0	0	0	0	0	734
Don't know	8	76	0	0	0	0	0	0	0	0	0	76
No answer	9	6	0	0	0	0	0	0	0	0	0	6
Not applicable	BK	12096	354	7542	353	5907	1606	2992	2904	2832	2817	39403

C. A school board should not hire a person to teach if that person belongs to an organization that opposes school integration.

[VAR: RACTEACH]

RESPONSE	PUNCH	YEAR										COL. 973
		1972-82	1982B	1983-87	1987B	1988-91	1993	1994	1996	1998	2000	ALL
Agree	1	707	0	0	0	0	0	0	0	0	0	707
Disagree	2	710	0	0	0	0	0	0	0	0	0	710
Don't know	8	103	0	0	0	0	0	0	0	0	0	103
No answer	9	10	0	0	0	0	0	0	0	0	0	10
Not applicable	BK	12096	354	7542	353	5907	1606	2992	2904	2832	2817	39403

264. If you were driving through the neighborhoods in a city, would you go out of your way of your way to avoid going through a (Negro/Black/African-American) section?

[VAR: RACAVOID]

RESPONSE	PUNCH	YEAR										COL. 974
		1972-82	1982B	1983-87	1987B	1988-91	1993	1994	1996	1998	2000	ALL
Yes	1	519	0	0	0	0	0	0	0	0	0	519
No	2	807	0	0	0	0	0	0	0	0	0	807
Don't know	8	26	0	0	0	0	0	0	0	0	0	26
No answer	9	2	0	0	0	0	0	0	0	0	0	2
Not applicable	BK	12272	354	7542	353	5907	1606	2992	2904	2832	2817	39579

265. If you and your friends belonged to a social club that would not let [Whites/Negroes/Blacks] join, would you try to change the rules so that [Whites/(Negroes/Blacks/African-Americans)] could join?

[VAR: RACCHNG]

RESPONSE	PUNCH	YEAR										COL. 975
		1972-82	1982B	1983-87	1987B	1988-91	1993	1994	1996	1998	2000	ALL
Yes	1	527	0	1706	0	2326	693	306	0	0	0	5558
No	2	723	0	1111	0	1255	300	148	0	0	0	3537
Wouldn't belong to club	3	8	0	0	0	0	0	0	0	0	0	8
Don't know	8	91	0	173	0	328	76	50	0	0	0	718
No answer	9	5	0	14	0	37	11	3	0	0	0	70
Not applicable	BK	12272	354	4538	353	1961	526	2485	2904	2832	2817	31042

A. IF YES: If you could not get the rules changed, do you think you would resign from the club, even if your friends didn't?

[VAR: RACQUIT]

RESPONSE	PUNCH	YEAR										COL. 976
		1972-82	1982B	1983-87	1987B	1988-91	1993	1994	1996	1998	2000	ALL
Yes	1	221	0	0	0	0	0	0	0	0	0	221
No	2	269	0	0	0	0	0	0	0	0	0	269
Don't know	8	37	0	0	0	0	0	0	0	0	0	37
No answer	9	5	0	0	0	0	0	0	0	0	0	5
Not applicable (Punches 2-9, BK in Col.975)	BK	13094	354	7542	353	5907	1606	2992	2904	2832	2817	40401

REMARKS: See Appendix N for across survey changes.

266. On the average (Negroes/Blacks/African-Americans) have worse jobs, income, and housing than white people.

Do you think these differences are . . .

A. Mainly due to discrimination?

[VAR: RACDIF1]

RESPONSE	PUNCH	YEAR										COL. 977
		1972-82	1982B	1983-87	1987B	1988-91	1993	1994	1996	1998	2000	ALL
Yes	1	528	0	1298	0	1755	444	800	735	655	685	6900
No	2	759	0	1588	0	2389	580	1067	1116	1090	1062	9651
Don't know	8	60	0	108	0	221	53	101	95	119	121	878
No answer	9	7	0	10	0	25	3	9	14	7	9	84
Not applicable	BK	12272	354	4538	353	1517	526	1015	944	961	940	23420

B. Because most (Negroes/Blacks/African-Americans) have less in-born ability to learn?

[VAR: RACDIF2]

RESPONSE	PUNCH	YEAR										COL. 978
		1972-82	1982B	1983-87	1987B	1988-91	1993	1994	1996	1998	2000	ALL
Yes	1	334	0	602	0	744	135	253	193	178	227	2666
No	2	947	0	2280	0	3447	903	1634	1697	1610	1573	14091
Don't know	8	66	0	114	0	172	37	79	65	77	68	678
No answer	9	7	0	8	0	27	5	11	5	6	9	78
Not applicable	BK	12272	354	4538	353	1517	526	1015	944	961	940	23420

C. Because most (Negroes/Blacks/African-Americans) don't have the chance for education that it takes to rise out of poverty?

[VAR: RACDIF3]

RESPONSE	PUNCH	YEAR										COL. 979
		1972-82	1982B	1983-87	1987B	1988-91	1993	1994	1996	1998	2000	ALL
Yes	1	656	0	1566	0	2271	567	969	873	801	845	8548
No	2	642	0	1360	0	1947	465	926	1017	976	948	8281
Don't know	8	48	0	69	0	150	43	70	64	89	74	607
No answer	9	8	0	9	0	22	5	12	6	5	10	77
Not applicable	BK	12272	354	4538	353	1517	526	1015	944	961	940	23420

D. Because most (Negroes/Blacks/African-Americans) just don't have the motivation or will power to pull themselves up out of poverty?

[VAR: RACDIF4]

RESPONSE	PUNCH	YEAR										COL. 980
		1972-82	1982B	1983-87	1987B	1988-91	1993	1994	1996	1998	2000	ALL
Yes	1	836	0	1703	0	2454	527	964	926	790	845	9045
No	2	434	0	1156	0	1663	476	882	902	915	884	7312
Don't know	8	77	0	136	0	246	72	115	120	157	130	1053
No answer	9	7	0	9	0	27	5	16	12	9	18	103
Not applicable	BK	12272	354	4538	353	1517	526	1015	944	961	940	23420

REMARKS: Asked of Non-blacks only in 1977. See Appendix N for changes in wording across surveys.

267. How often would you say that you and your friends think about topics we've been discussing during the interview? Would you say that you and your friends think about (READ EACH ITEM A-E) very often, sometimes, or almost never?

A. women's rights

[VAR: SALFERGT]

RESPONSE	PUNCH	YEAR										COL. 987
		1972-82	1982B	1983-87	1987B	1988-91	1993	1994	1996	1998	2000	ALL
Very often	1	284	0	0	0	0	0	0	0	0	0	284
Sometimes	2	743	0	0	0	0	0	0	0	0	0	743
Almost never	3	495	0	0	0	0	0	0	0	0	0	495
Don't know	8	5	0	0	0	0	0	0	0	0	0	5
No answer	9	5	0	0	0	0	0	0	0	0	0	5
Not applicable	BK	12094	354	7542	353	5907	1606	2992	2904	2832	2817	39401

B. the people running organized labor

[VAR: SALLABOR]

RESPONSE	PUNCH	YEAR										COL. 988
		1972-82	1982B	1983-87	1987B	1988-91	1993	1994	1996	1998	2000	ALL
Very often	1	270	0	0	0	0	0	0	0	0	0	270
Sometimes	2	659	0	0	0	0	0	0	0	0	0	659
Almost never	3	587	0	0	0	0	0	0	0	0	0	587
Don't know	8	10	0	0	0	0	0	0	0	0	0	10
No answer	9	6	0	0	0	0	0	0	0	0	0	6
Not applicable	BK	12094	354	7542	353	5907	1606	2992	2904	2832	2817	39401

C. satisfaction with their present financial situation

[VAR: SALSATFN]

RESPONSE	PUNCH	YEAR										COL. 989
		1972-82	1982B	1983-87	1987B	1988-91	1993	1994	1996	1998	2000	ALL
Very often	1	601	0	0	0	0	0	0	0	0	0	601
Sometimes	2	616	0	0	0	0	0	0	0	0	0	616
Almost never	3	302	0	0	0	0	0	0	0	0	0	302
Don't know	8	7	0	0	0	0	0	0	0	0	0	7
No answer	9	6	0	0	0	0	0	0	0	0	0	6
Not applicable	BK	12094	354	7542	353	5907	1606	2992	2904	2832	2817	39401

D. laws about abortions

[VAR: SALABORT]

RESPONSE	PUNCH	YEAR										COL. 990
		1972-82	1982B	1983-87	1987B	1988-91	1993	1994	1996	1998	2000	ALL
Very often	1	162	0	0	0	0	0	0	0	0	0	162
Sometimes	2	634	0	0	0	0	0	0	0	0	0	634
Almost never	3	724	0	0	0	0	0	0	0	0	0	724
Don't know	8	5	0	0	0	0	0	0	0	0	0	5
No answer	9	7	0	0	0	0	0	0	0	0	0	7
Not applicable	BK	12094	354	7542	353	5907	1606	2992	2904	2832	2817	39401

E. the scientific community

[VAR: SALSCI]

RESPONSE	PUNCH	YEAR										COL. 991
		1972-82	1982B	1983-87	1987B	1988-91	1993	1994	1996	1998	2000	ALL
Very often	1	148	0	0	0	0	0	0	0	0	0	148
Sometimes	2	561	0	0	0	0	0	0	0	0	0	561
Almost never	3	785	0	0	0	0	0	0	0	0	0	785
Don't know	8	31	0	0	0	0	0	0	0	0	0	31
No answer	9	7	0	0	0	0	0	0	0	0	0	7
Not applicable	BK	12094	354	7542	353	5907	1606	2992	2904	2832	2817	39401

REMARKS: Q. 204B is a slight variant of Q. 267A.

268. Divorces during the last five years.

[VAR: DIVORCE5]

RESPONSE	PUNCH	YEAR										COL. 992
		1972-82	1982B	1983-87	1987B	1988-91	1993	1994	1996	1998	2000	ALL
Not divorced	0	2671	0	5349	303	3481	930	454	0	0	0	13188
Divorced during four years before last year	1	204	0	364	20	208	67	25	0	0	0	888
Divorced last year	2	67	0	125	3	80	25	12	0	0	0	312
Divorced during both periods	3	18	0	38	3	33	11	8	0	0	0	111
No answer	9	40	0	132	24	146	24	12	0	0	0	378
Not applicable	BK	10626	354	1534	0	1959	549	2481	2904	2832	2817	26056

REMARKS: See Appendix D: Recodes.

269. A. Number of relatives divorced last year.

[VAR: DIVREL1]

RESPONSE	PUNCH	YEAR										COL. 993
		1972-82	1982B	1983-87	1987B	1988-91	1993	1994	1996	1998	2000	ALL
0	0	2618	0	2673	0	0	0	0	0	0	0	5291
1	1	0343	0	286	0	0	0	0	0	0	0	629
2	2	35	0	106	0	0	0	0	0	0	0	141
3	3	3	0	5	0	0	0	0	0	0	0	8
4	4	1	0	2	0	0	0	0	0	0	0	3
Not applicable	BK	10626	354	4470	353	5907	1606	2992	2904	2832	2817	34861

269. B. Number of relatives divorced during previous four years.

[VAR: DIVREL4]

RESPONSE	PUNCH	YEAR										COL. 994
		1972-82	1982B	1983-87	1987B	1988-91	1993	1994	1996	1998	2000	ALL
0	0	2350	0	2378	0	0	0	0	0	0	0	4728
1	1	563	0	507	0	0	0	0	0	0	0	1070
2	2	78	0	175	0	0	0	0	0	0	0	253
3	3	7	0	9	0	0	0	0	0	0	0	16
4	4	1	0	3	0	0	0	0	0	0	0	4
5	5	1	0	0	0	0	0	0	0	0	0	1
Not applicable	BK	10626	354	4470	353	5907	1606	2992	2904	2832	2817	34861

REMARKS: See Appendix D: Recodes.

270. Unemployment during last five years.

[VAR: UNEMP5]

RESPONSE	PUNCH	YEAR										COL. 995
		1972-82	1982B	1983-87	1987B	1988-91	1993	1994	1996	1998	2000	ALL
Not unemployed	0	2350	0	4539	251	3110	814	398	0	0	0	11462
Unemployed during four years before last year and not main earner	1	155	0	318	22	209	56	17	0	0	0	777
Unemployed during four years before last year and main earner	2	180	0	335	24	218	61	29	0	0	0	847
Unemployed last year and not main earner	3	39	0	95	7	53	16	4	0	0	0	214
Unemployed last year and during four previous years and not main earner	4	88	0	206	14	91	38	16	0	0	0	453
Unemployed last year and not main earner and unemployed during previous four years and main earner	5	5	0	26	1	15	7	3	0	0	0	57
Unemployed last year and main earner	6	55	0	112	7	61	20	6	0	0	0	261
Unemployed last year and main earner and unem- ployed previous four years and not main earner	7	17	0	29	4	12	2	4	0	0	0	68
Unemployed last year and previous four years and main earner both periods	8	100	0	302	19	150	40	29	0	0	0	640
No answer	9	11	0	46	4	29	3	5	0	0	0	98
Not applicable	BK	10626	354	1534	0	1959	549	2481	2904	2832	2817	26056

271. A. Number of relatives unemployed during last year.

[VAR: UNREL1]

RESPONSE	PUNCH	YEAR										COL. 996
		1972-82	1982B	1983-87	1987B	1988-91	1993	1994	1996	1998	2000	ALL
0	0	2177	0	1909	0	0	0	0	0	0	0	4086
1	1	685	0	881	0	0	0	0	0	0	0	1566
2	2	119	0	222	0	0	0	0	0	0	0	341
3	3	16	0	46	0	0	0	0	0	0	0	62
4	4	3	0	12	0	0	0	0	0	0	0	15
5	5	0	0	2	0	0	0	0	0	0	0	2
Not applicable	BK	10626	354	4470	353	5907	1606	2992	2904	2832	2817	34861

271. B. Number or relatives unemployed during previous four years.

[VAR: UNREL4]

RESPONSE	PUNCH	YEAR										COL. 997
		1972-82	1982B	1983-87	1987B	1988-91	1993	1994	1996	1998	2000	
0	0	2060	0	1931	0	0	0	0	0	0	0	3991
1	1	778	0	905	0	0	0	0	0	0	0	1683
2	2	126	0	184	0	0	0	0	0	0	0	310
3	3	30	0	41	0	0	0	0	0	0	0	71
4	4	6	0	9	0	0	0	0	0	0	0	15
5	5	0	0	2	0	0	0	0	0	0	0	2
Not applicable	BK	10626	354	4470	353	5907	1606	2992	2904	2832	2817	34861

REMARKS: See Appendix D: Recodes.

272. Hospitalization and disability during last five years.

[VAR: HOSDIS5]

RESPONSE	PUNCH	YEAR										COL. 998
		1972-82	1982B	1983-87	1987B	1988-91	1993	1994	1996	1998	2000	
Not hospitalized/ disabled	0	1689	0	3559	220	2354	633	312	0	0	0	8767
Hospitalized/disabled during four years before last year	1	663	0	1167	53	752	213	99	0	0	0	2947
Hospitalized/disabled last year	2	217	0	443	26	280	63	40	0	0	0	1069
Hospitalized/disabled during both periods	3	376	0	751	49	514	143	58	0	0	0	1891
No answer	9	55	0	88	5	48	5	2	0	0	0	203
Not applicable	BK	10626	354	1534	0	1959	549	2481	2904	2832	2817	26056

REMARKS: See Appendix D: Recodes.

273. A. Number of relatives hospitalized/disabled last year.

[VAR: HOSREL1]

RESPONSE	PUNCH	YEAR										COL. 999
		1972-82	1982B	1983-87	1987B	1988-91	1993	1994	1996	1998	2000	
0	0	1742	0	1921	0	0	0	0	0	0	0	3663
1	1	941	0	880	0	0	0	0	0	0	0	1821
2	2	237	0	204	0	0	0	0	0	0	0	441
3	3	65	0	51	0	0	0	0	0	0	0	116
4	4	10	0	10	0	0	0	0	0	0	0	20
5	5	4	0	6	0	0	0	0	0	0	0	10
6	6	1	0	0	0	0	0	0	0	0	0	1
Not applicable	BK	10626	354	4470	353	5907	1606	2992	2904	2832	2817	34861

B. Number of relatives hospitalized/disabled during previous four years.

[VAR: HOSREL4]

RESPONSE	PUNCH	YEAR										COL. 1000
		1972-82	1982B	1983-87	1987B	1988-91	1993	1994	1996	1998	2000	ALL
0	0	1313	0	1489	0	0	0	0	0	0	0	2802
1	1	1054	0	1012	0	0	0	0	0	0	0	2066
2	2	403	0	370	0	0	0	0	0	0	0	773
3	3	138	0	133	0	0	0	0	0	0	0	271
4	4	55	0	47	0	0	0	0	0	0	0	102
5	5	26	0	14	0	0	0	0	0	0	0	40
6	6	8	0	6	0	0	0	0	0	0	0	14
7	7	3	0	1	0	0	0	0	0	0	0	4
Not applicable	BK	10626	354	4470	353	5907	1606	2992	2904	2832	2817	34861

REMARKS: See Appendix D: Recodes.

274. A. Death of relatives during the last five years.

[VAR: DEATH5]

RESPONSE	PUNCH	YEAR										COL. 1001
		1972-82	1982B	1983-87	1987B	1988-91	1993	1994	1996	1998	2000	ALL
No deaths	0	1872	0	3874	207	2582	688	341	0	0	0	9564
No deaths last year, one death during pre- vious four years	1	578	0	1058	60	659	179	80	0	0	0	2614
No deaths last year, two or more deaths during previous four years	2	166	0	321	20	198	54	24	0	0	0	783
One death last year, none during previous four years	3	186	0	383	26	236	60	32	0	0	0	923
One death last year, one during previous four years	4	81	0	168	21	117	33	12	0	0	0	432
One death last year, two or more during previous four years	5	35	0	50	1	48	11	6	0	0	0	151
Two or more deaths last year, none during previous four years	6	33	0	69	7	36	11	6	0	0	0	162
Two or more deaths last year, one during pre- vious four years	7	13	0	30	3	22	2	2	0	0	0	72
Two or more deaths last year, two or more during previous four years	8	12	0	13	3	10	4	1	0	0	0	43
No answer	9	24	0	42	5	40	15	7	0	0	0	133
Not applicable	BK	10626	354	1534	0	1959	549	2481	2904	2832	2817	26056

B. Number of relatives dying since respondent 16 years old and prior to the last five years.

[VAR: DEATH16]

RESPONSE	PUNCH	YEAR										COL. 1002
		1972-82	1982B	1983-87	1987B	1988-91	1993	1994	1996	1998	2000	ALL
None, 0	0	1488	0	3006	194	2012	555	257	0	0	0	7512
1	1	476	0	1008	65	664	180	92	0	0	0	2485
2	2	348	0	610	45	383	105	48	0	0	0	1539
3	3	234	0	451	15	279	63	36	0	0	0	1078
4	4	178	0	359	10	243	62	31	0	0	0	883
5	5	132	0	287	13	187	41	26	0	0	0	686
6	6	91	0	189	9	112	31	10	0	0	0	442
7	7	35	0	78	2	54	17	7	0	0	0	193
8	8	16	0	15	0	11	2	3	0	0	0	47
9	9	2	0	5	0	3	1	1	0	0	0	12
Not applicable	BK	10626	354	1534	0	1959	549	2481	2904	2832	2817	26056

REMARKS: See Appendix D: Recodes.

275. A. Death of respondent's father

[VAR: PADEATH]

RESPONSE	PUNCH	YEAR										COL. 1003
		1972-82	1982B	1983-87	1987B	1988-91	1993	1994	1996	1998	2000	ALL
No death reported	0	1360	0	2881	162	1930	537	245	0	0	0	7115
Died before respondent was 16 years old	1	216	0	330	24	189	36	18	0	0	0	813
Died after respondent 16 and prior to last five years	2	1003	0	2000	76	1282	332	182	0	0	0	4875
Died during four years prior to last year	3	189	0	355	26	226	67	26	0	0	0	889
Died last year	4	89	0	159	21	88	19	11	0	0	0	387
Don't know	8	112	0	220	37	188	56	26	0	0	0	639
No answer	9	31	0	63	7	45	10	3	0	0	0	159
Not applicable	BK	10626	354	1534	0	1959	549	2481	2904	2832	2817	26056

B. Death of Respondent's mother

[VAR: MADEATH]

RESPONSE	PUNCH	YEAR										COL. 1004
		1972-82	1982B	1983-87	1987B	1988-91	1993	1994	1996	1998	2000	ALL
No death reported	0	1782	0	3680	205	2417	650	312	0	0	0	9046
Died before respondent was 16 years old	1	75	0	105	8	75	23	16	0	0	0	302
Died after respondent was 16 years old and prior to last five years	2	749	0	1484	67	980	266	137	0	0	0	3683
Died during four years prior to last year	3	165	0	297	21	182	47	17	0	0	0	729
Died last year	4	65	0	103	11	78	20	8	0	0	0	285
Don't know	8	135	0	270	36	196	48	20	0	0	0	705
No answer	9	29	0	69	5	20	3	1	0	0	0	127
Not applicable	BK	10626	354	1534	0	1959	549	2481	2904	2832	2817	26056

C. Death of child or child's spouse

[VAR: CHLDDTH]

RESPONSE	PUNCH	YEAR										COL. 1005
		1972-82	1982B	1983-87	1987B	1988-91	1993	1994	1996	1998	2000	ALL
No death reported	0	1954	0	3857	222	2562	692	329	0	0	0	9616
Died after respondent 16 years old and prior to last five years	1	146	0	284	18	179	44	23	0	0	0	694
Died during four years prior to last year	2	48	0	77	6	59	10	8	0	0	0	208
Died last year	3	14	0	47	5	21	4	6	0	0	0	97
No answer	9	32	0	60	7	37	16	7	0	0	0	159
Not applicable (no children)	BK	11432	354	3217	95	3049	840	2619	2904	2832	2817	30159

D. Death of sibling or sibling-in-law

[VAR: SIBDEATH]

RESPONSE	PUNCH	YEAR										COL. 1006
		1972-82	1982B	1983-87	1987B	1988-91	1993	1994	1996	1998	2000	ALL
No death reported	0	1934	0	3909	209	2788	772	380	0	0	0	9992
Died after respondent 16 years old and prior to last five years	1	394	0	853	54	474	104	53	0	0	0	1932
Died during four years prior to last year	2	317	0	603	41	302	72	35	0	0	0	1370
Died last year	3	153	0	307	20	163	30	11	0	0	0	684
No answer	9	31	0	48	6	37	12	3	0	0	0	137
Not applicable (no siblings)	BK	10797	354	1822	23	2143	616	2510	2904	2832	2817	26818

E. Death of spouse

[VAR: SPDEATH]

RESPONSE	PUNCH	YEAR										COL. 1007
		1972-82	1982B	1983-87	1987B	1988-91	1993	1994	1996	1998	2000	ALL
No death reported	0	2139	0	4137	187	2655	726	350	0	0	0	10194
Died after respondent 16 years old and prior to last five years	1	224	0	469	36	312	86	36	0	0	0	1163
Died during four years prior to last year	2	86	0	181	12	112	31	14	0	0	0	436
Died last year	3	40	0	76	10	52	13	2	0	0	0	193
No answer	9	32	0	56	4	31	14	5	0	0	0	142
Not applicable (never married)	BK	11105	354	2623	104	2745	736	2585	2904	2832	2817	28805

REMARKS: See Appendix D: Recodes.

276. A. Number of traumatic events (deaths, divorces, unemployments, and hospitalizations-disabilities) happening to respondent last year.

[VAR: TRAUMA1]

RESPONSE	PUNCH	YEAR										COL. 1008
		1972-82	1982B	1983-87	1987B	1988-91	1993	1994	1996	1998	2000	ALL
None, 0	0	1770	0	3437	174	2288	636	305	0	0	0	8610
1	1	935	0	1872	114	1160	291	137	0	0	0	4509
2	2	168	0	398	28	226	80	38	0	0	0	938
3	3	9	0	24	2	21	6	4	0	0	0	66
4	4	2	0	1	0	0	0	1	0	0	0	4
No answer	9	116	0	276	35	253	44	26	0	0	0	750
Not applicable	BK	10626	354	1534	0	1959	549	2481	2904	2832	2817	26056

B. Number of traumatic events (deaths, divorces, unemployments, and hospitalizations/disabilities) happening to respondent during last five years.

[VAR: TRAUMA5]

RESPONSE	PUNCH	YEAR										COL. 1009
		1972-82	1982B	1983-87	1987B	1988-91	1993	1994	1996	1998	2000	ALL
None, 0	0	735	0	1574	84	1143	289	164	0	0	0	3989
1	1	1268	0	2469	135	1506	427	179	0	0	0	5984
2	2	730	0	1379	79	868	236	113	0	0	0	3405
3	3	134	0	273	19	158	58	27	0	0	0	669
4	4	17	0	37	1	20	3	2	0	0	0	80
No answer	9	116	0	276	35	253	44	26	0	0	0	750
Not applicable	BK	10626	354	1534	0	1959	549	2481	2904	2832	2817	26056

REMARKS: See Appendix D: Recodes.

277. A. Number of traumatic events (divorces, unemployments, hospitalizations/d isabilities) happening to respondent's relatives last year.

[VAR: TRAREL1]

RESPONSE	PUNCH	YEAR										COL. 1010
		1972-82	1982B	1983-87	1987B	1988-91	1993	1994	1996	1998	2000	ALL
None, 0	0	1215	0	1143	0	0	0	0	0	0	0	2358
1	1	1195	0	1241	0	0	0	0	0	0	0	2436
2	2	502	0	592	0	0	0	0	0	0	0	1094
3	3	88	0	96	0	0	0	0	0	0	0	184
Not applicable	BK	10626	354	4470	353	5907	1606	2992	2904	2832	2817	34861

B. Number of traumatic events (divorces, unemployments, hospitalizations/d isabilities) happening to respondent's relatives during last five years.

[VAR: TRAREL5]

RESPONSE	PUNCH	YEAR										COL. 1011
		1972-82	1982B	1983-87	1987B	1988-91	1993	1994	1996	1998	2000	ALL
None, 0	0	562	0	568	0	0	0	0	0	0	0	1130
1	1	1127	0	1070	0	0	0	0	0	0	0	2197
2	2	922	0	991	0	0	0	0	0	0	0	1913
3	3	389	0	443	0	0	0	0	0	0	0	832
Not applicable	BK	10626	354	4470	353	5907	1606	2992	2904	2832	2817	34861

REMARKS: See Appendix D: Recodes.

278. A. Total number of traumatic events happening to respondent and relatives last year.

[VAR: TRATOT1]

RESPONSE	PUNCH	YEAR										COL. 1012
		1972-82	1982B	1983-87	1987B	1988-91	1993	1994	1996	1998	2000	ALL
None, 0	0	809	0	728	0	0	0	0	0	0	0	1537
1	1	964	0	1014	0	0	0	0	0	0	0	1978
2	2	715	0	743	0	0	0	0	0	0	0	1458
3	3	311	0	369	0	0	0	0	0	0	0	680
4	4	70	0	97	0	0	0	0	0	0	0	167
5	5	14	0	19	0	0	0	0	0	0	0	33
6	6	1	0	1	0	0	0	0	0	0	0	2
No answer	9	116	0	101	0	0	0	0	0	0	0	217
Not applicable	BK	10626	354	4470	353	5907	1606	2992	2904	2832	2817	34861

278. B. Total number of traumatic events happening to respondent and relatives during last five years?

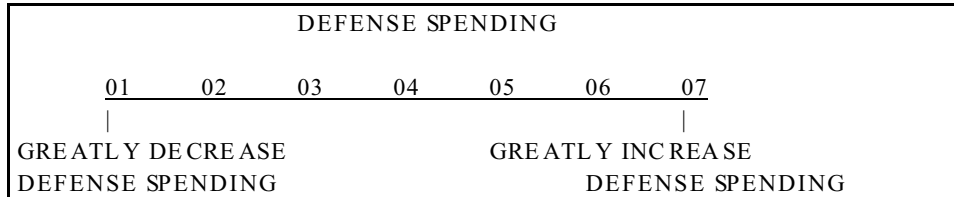
[VAR: TRATOT5]

RESPONSE	PUNCH	YEAR										COL. 1013
		1972-82	1982B	1983-87	1987B	1988-91	1993	1994	1996	1998	2000	ALL
None, 0	0	187	0	190	0	0	0	0	0	0	0	377
1	1	516	0	547	0	0	0	0	0	0	0	1063
2	2	795	0	789	0	0	0	0	0	0	0	1584
3	3	728	0	727	0	0	0	0	0	0	0	1455
4	4	437	0	453	0	0	0	0	0	0	0	890
5	5	170	0	214	0	0	0	0	0	0	0	384
6	6	47	0	47	0	0	0	0	0	0	0	94
7	7	4	0	4	0	0	0	0	0	0	0	8
No answer	9	116	0	101	0	0	0	0	0	0	0	217
Not applicable	BK	10626	354	4470	353	5907	1606	2992	2904	2832	2817	34861

REMARKS: See Appendix D: Recode.

279. Some people believe that we should spend much less money for defense. Suppose these people are at one end of the scale at point number 1. Others feel that defense spending should be greatly increased. Suppose these people are at the other end, at point 7. And, of course, some other people have opinions somewhere in between at points 2, 3, 4, 5, or 6. ENTER CODE IN BOXES.

HAND
CARD AY



A. Where would you place your self on this scale, or haven't you thought much about this?

[VAR: DEFSPDR]

RESPONSE	PUNCH	YEAR										COL. 1015	
		1972-82	1982B	1983-87	1987B	1988-91	1993	1994	1996	1998	2000		ALL
Greatly decrease 1		47	0	0	0	0	0	0	0	0	0	0	47
. 2		49	0	0	0	0	0	0	0	0	0	0	49
. 3		97	0	0	0	0	0	0	0	0	0	0	97
. 4		308	0	0	0	0	0	0	0	0	0	0	308
. 5		335	0	0	0	0	0	0	0	0	0	0	335
. 6		189	0	0	0	0	0	0	0	0	0	0	189
Greatly increase 7		278	0	0	0	0	0	0	0	0	0	0	278
Haven't thought much 0		135	0	0	0	0	0	0	0	0	0	0	135
Don't know 8		25	0	0	0	0	0	0	0	0	0	0	25
No answer 9		5	0	0	0	0	0	0	0	0	0	0	5
Not applicable BK		12158	354	7542	353	5907	1606	2992	2904	2832	2817	39465	

B. Where would you place what the federal government is doing at the present time?


[VAR: DEFSPDFG]

RESPONSE	PUNCH	YEAR										COL. 1016	
		1972-82	1982B	1983-87	1987B	1988-91	1993	1994	1996	1998	2000		ALL
Greatly decrease 1		63	0	0	0	0	0	0	0	0	0	0	63
. 2		128	0	0	0	0	0	0	0	0	0	0	128
. 3		317	0	0	0	0	0	0	0	0	0	0	317
. 4		347	0	0	0	0	0	0	0	0	0	0	347
. 5		207	0	0	0	0	0	0	0	0	0	0	207
. 6		123	0	0	0	0	0	0	0	0	0	0	123
Greatly increase 7		92	0	0	0	0	0	0	0	0	0	0	92
Haven't thought much 0		84	0	0	0	0	0	0	0	0	0	0	84
Don't know 8		99	0	0	0	0	0	0	0	0	0	0	99
No answer 9		8	0	0	0	0	0	0	0	0	0	0	8
Not applicable BK		12158	354	7542	353	5907	1606	2992	2904	2832	2817	39465	

REMARKS: Card AY contained responses 1-7. See Appendix T, GSS Methodological Report No. 14.

280. Some people feel that the government in Washington should make every possible effort to improve the social and economic position of blacks and other minority groups, even if it means giving them preferential treatment. (Suppose these people are at one end of the scale at point number 1.) Others feel that the government should not make any special effort to help minorities because they should help themselves. (Suppose these people are at the other end, at point 7. And of course, some other people have opinions somewhere in between at points (2, 3, 4, 5, or 6.) ENTER CODE IN BOXES.

HAND
CARD AZ



A. Where would you place your self on this scale, or haven't you thought much about this?

[VAR: HLPMINR]

RESPONSE	PUNCH	YEAR										COL. 1017	
		1972-82	1982B	1983-87	1987B	1988-91	1993	1994	1996	1998	2000	ALL	
Government should help . . . 1		68	0	0	0	0	0	0	0	0	0	0	68
. 2		70	0	0	0	0	0	0	0	0	0	0	70
. 3		139	0	0	0	0	0	0	0	0	0	0	139
. 4		339	0	0	0	0	0	0	0	0	0	0	339
. 5		242	0	0	0	0	0	0	0	0	0	0	242
. 6		207	0	0	0	0	0	0	0	0	0	0	207
Minority should help themselves 7		296	0	0	0	0	0	0	0	0	0	0	296
Haven't thought much 0		80	0	0	0	0	0	0	0	0	0	0	80
Don't know 8		23	0	0	0	0	0	0	0	0	0	0	23
No answer 9		4	0	0	0	0	0	0	0	0	0	0	4
Not applicable BK		12158	354	7542	353	5907	1606	2992	2904	2832	2817	39465	

B. Where would you place what the federal government is doing at the present time?

[VAR: HLPMINFG]

RESPONSE	PUNCH	YEAR										COL. 1018	
		1972-82	1982B	1983-87	1987B	1988-91	1993	1994	1996	1998	2000	ALL	
Government should help . . . 1		245	0	0	0	0	0	0	0	0	0	0	245
. 2		278	0	0	0	0	0	0	0	0	0	0	278
. 3		254	0	0	0	0	0	0	0	0	0	0	254
. 4		221	0	0	0	0	0	0	0	0	0	0	221
. 5		140	0	0	0	0	0	0	0	0	0	0	140
. 6		99	0	0	0	0	0	0	0	0	0	0	99
Minority should help themselves 7		51	0	0	0	0	0	0	0	0	0	0	51
Haven't thought much 0		61	0	0	0	0	0	0	0	0	0	0	61
Don't know 8		113	0	0	0	0	0	0	0	0	0	0	113
No answer 9		6	0	0	0	0	0	0	0	0	0	0	6
Not applicable BK		12158	354	7542	353	5907	1606	2992	2904	2832	2817	39465	

REMARKS: Card AZ contained responses 1-7. See Appendix T, GSS Methodological Report No. 14.

281. Some people think the government should provide fewer services, even in areas such as health and education, in order to reduce spending. Other people feel it is important for the government to continue the services it now provides even if it means no reduction in spending. ENTER CODE IN BOXES.

HAND
CARD BA

GOVERNMENT SERVICES/GOVERNMENT SPENDING						
01	02	03	04	05	06	07
GOVERNMENT SHOULD PROVIDE MANY FEWER SERVICES; REDUCE SPENDING A LOT			GOVERNMENT SHOULD CONTINUE TO PROVIDE SERVICES; NO REDUCTION IN SPENDING			

A. Where would you place your self on this scale, or haven't you thought much about this?

[VAR: CUTSPDR]

RESPONSE	PUNCH	YEAR										COL. 1019	
		1972-82	1982B	1983-87	1987B	1988-91	1993	1994	1996	1998	2000		ALL
Government should reduce 1		121	0	0	0	0	0	0	0	0	0	0	121
. 2		123	0	0	0	0	0	0	0	0	0	0	123
. 3		179	0	0	0	0	0	0	0	0	0	0	179
. 4		271	0	0	0	0	0	0	0	0	0	0	271
. 5		195	0	0	0	0	0	0	0	0	0	0	195
. 6		158	0	0	0	0	0	0	0	0	0	0	158
Government should continue 7		261	0	0	0	0	0	0	0	0	0	0	261
Haven't thought much 0		121	0	0	0	0	0	0	0	0	0	0	121
Don't know 8		35	0	0	0	0	0	0	0	0	0	0	35
No answer 9		4	0	0	0	0	0	0	0	0	0	0	4
Not applicable BK		12158	354	7542	353	5907	1606	2992	2904	2832	2817	39465	

B. Where would you place what the federal government is doing at the present time?

[VAR: CUTSPDFG]

RESPONSE	PUNCH	YEAR										COL. 1020	
		1972-82	1982B	1983-87	1987B	1988-91	1993	1994	1996	1998	2000		ALL
Govt. should reduce 1		33	0	0	0	0	0	0	0	0	0	0	33
. 2		66	0	0	0	0	0	0	0	0	0	0	66
. 3		143	0	0	0	0	0	0	0	0	0	0	143
. 4		285	0	0	0	0	0	0	0	0	0	0	285
. 5		279	0	0	0	0	0	0	0	0	0	0	279
. 6		249	0	0	0	0	0	0	0	0	0	0	249
Govt. continue 7		233	0	0	0	0	0	0	0	0	0	0	233
Haven't thought much 0		74	0	0	0	0	0	0	0	0	0	0	74
Don't know 8		101	0	0	0	0	0	0	0	0	0	0	101
No answer 9		5	0	0	0	0	0	0	0	0	0	0	5
Not applicable BK		12158	354	7542	353	5907	1606	2992	2904	2832	2817	39465	

REMARKS: Card BA contained responses 1-7. See Appendix T, GSS Methodological Report No. 14.

282. On these cards are various aspects of life. We would like to know how important each of these aspects of life is for you. On each of these cards you see on the right hand side a scale with seven points. The lowest point with number 1 indicates that this aspect of life is unimportant to you. Point 7 at the top indicates that particular aspect of life is very important to you. The numbers in between indicate varying degrees of importance. Please take a look at all the cards first. Then, tell me for each card its letter and the number you've decided on. SHUFFLE THE SET OF BLUE CARDS BEFORE HANDING TO RESPONDENT.

HAND
BLUE CARD

A. One's own family and children.

[VAR: IMPFAM]

RESPONSE	PUNCH	YEAR										COL. 1021
		1972-82	1982B	1983-87	1987B	1988-91	1993	1994	1996	1998	2000	ALL
Unimportant 1	19	7	0	0	0	0	0	0	0	0	0	26
. 2	6	2	0	0	0	0	0	0	0	0	0	8
. 3	10	3	0	0	0	0	0	0	0	0	0	13
. 4	10	2	0	0	0	0	0	0	0	0	0	12
. 5	34	14	0	0	0	0	0	0	0	0	0	48
. 6	63	19	0	0	0	0	0	0	0	0	0	82
Important 7	1344	303	0	0	0	0	0	0	0	0	0	1647
Don't know 8	1	1	0	0	0	0	0	0	0	0	0	2
No answer 9	19	3	0	0	0	0	0	0	0	0	0	22
Not applicable BK	12120	0	7542	353	5907	1606	2992	2904	2832	2817	39073	

B. Career and work.

[VAR: IMPWORK]

RESPONSE	PUNCH	YEAR										COL. 1022
		1972-82	1982B	1983-87	1987B	1988-91	1993	1994	1996	1998	2000	ALL
Unimportant 1	64	17	0	0	0	0	0	0	0	0	0	81
. 2	25	7	0	0	0	0	0	0	0	0	0	32
. 3	53	2	0	0	0	0	0	0	0	0	0	55
. 4	111	19	0	0	0	0	0	0	0	0	0	130
. 5	242	38	0	0	0	0	0	0	0	0	0	280
. 6	352	85	0	0	0	0	0	0	0	0	0	437
Important 7	641	181	0	0	0	0	0	0	0	0	0	822
Don't know 8	3	1	0	0	0	0	0	0	0	0	0	4
No answer 9	15	4	0	0	0	0	0	0	0	0	0	19
Not applicable BK	12120	0	7542	353	5907	1606	2992	2904	2832	2817	39073	

C. Free time and relaxation.

[VAR: IMPRELAX]

RESPONSE	PUNCH	YEAR										COL. 1023
		1972-82	1982B	1983-87	1987B	1988-91	1993	1994	1996	1998	2000	ALL
Unimportant 1	26	8	0	0	0	0	0	0	0	0	0	34
. 2	50	8	0	0	0	0	0	0	0	0	0	58
. 3	76	22	0	0	0	0	0	0	0	0	0	98
. 4	152	36	0	0	0	0	0	0	0	0	0	188
. 5	354	75	0	0	0	0	0	0	0	0	0	429
. 6	281	68	0	0	0	0	0	0	0	0	0	349
Important 7	546	132	0	0	0	0	0	0	0	0	0	678
Don't know 8	5	1	0	0	0	0	0	0	0	0	0	6
No answer 9	16	4	0	0	0	0	0	0	0	0	0	20
Not applicable BK	12120	0	7542	353	5907	1606	2992	2904	2832	2817	39073	

D. Friends and acquaintances.

[VAR: IMPFRIEND]

RESPONSE	PUNCH	YEAR										COL. 1024
		1972-82	1982B	1983-87	1987B	1988-91	1993	1994	1996	1998	2000	
Unimportant	1	9	4	0	0	0	0	0	0	0	0	13
.	2	23	9	0	0	0	0	0	0	0	0	32
.	3	58	11	0	0	0	0	0	0	0	0	69
.	4	159	44	0	0	0	0	0	0	0	0	203
.	5	281	92	0	0	0	0	0	0	0	0	373
.	6	364	84	0	0	0	0	0	0	0	0	448
Important	7	593	106	0	0	0	0	0	0	0	0	699
Don't know	8	3	1	0	0	0	0	0	0	0	0	4
No answer	9	16	3	0	0	0	0	0	0	0	0	19
Not applicable	BK	12120	0	7542	353	5907	1606	2992	2904	2832	2817	39073

E. Relatives.

[VAR: IMPKIN]

RESPONSE	PUNCH	YEAR										COL. 1025
		1972-82	1982B	1983-87	1987B	1988-91	1993	1994	1996	1998	2000	
Unimportant	1	23	6	0	0	0	0	0	0	0	0	29
.	2	26	6	0	0	0	0	0	0	0	0	32
.	3	59	17	0	0	0	0	0	0	0	0	76
.	4	129	14	0	0	0	0	0	0	0	0	143
.	5	201	40	0	0	0	0	0	0	0	0	241
.	6	309	68	0	0	0	0	0	0	0	0	377
Important	7	739	199	0	0	0	0	0	0	0	0	938
Don't know	8	3	1	0	0	0	0	0	0	0	0	4
No answer	9	17	3	0	0	0	0	0	0	0	0	20
Not applicable	BK	12120	0	7542	353	5907	1606	2992	2904	2832	2817	39073

F. Religion and church.

[VAR: IMPCHURH]

RESPONSE	PUNCH	YEAR										COL. 1026
		1972-82	1982B	1983-87	1987B	1988-91	1993	1994	1996	1998	2000	ALL
Unimportant	1	73	8	0	0	0	0	0	0	0	0	81
.	2	74	6	0	0	0	0	0	0	0	0	80
.	3	91	15	0	0	0	0	0	0	0	0	106
.	4	142	16	0	0	0	0	0	0	0	0	158
.	5	221	41	0	0	0	0	0	0	0	0	262
.	6	205	46	0	0	0	0	0	0	0	0	251
Important	7	680	218	0	0	0	0	0	0	0	0	898
Don't know	8	2	1	0	0	0	0	0	0	0	0	3
No answer	9	18	3	0	0	0	0	0	0	0	0	21
Not applicable	BK	12120	0	7542	353	5907	1606	2992	2904	2832	2817	39073

G. Politics and public life.

[VAR: IMPPOL]

RESPONSE	PUNCH	YEAR										COL. 1027
		1972-82	1982B	1983-87	1987B	1988-91	1993	1994	1996	1998	2000	ALL
Unimportant	1	199	43	0	0	0	0	0	0	0	0	242
.	2	146	30	0	0	0	0	0	0	0	0	176
.	3	199	36	0	0	0	0	0	0	0	0	235
.	4	306	66	0	0	0	0	0	0	0	0	372
.	5	309	73	0	0	0	0	0	0	0	0	382
.	6	182	48	0	0	0	0	0	0	0	0	230
Important	7	146	53	0	0	0	0	0	0	0	0	199
Don't know	8	2	1	0	0	0	0	0	0	0	0	3
No answer	9	17	4	0	0	0	0	0	0	0	0	21
Not applicable	BK	12120	0	7542	353	5907	1606	2992	2904	2832	2817	39073

REMARKS: Blue cards contained items A-G and responses 1-7. See Appendix R.

283. How concerned are you about threats to your personal privacy in America today? Would you say you are very concerned, somewhat concerned, only a little concerned, or not concerned at all?

[VAR: PRIVACY]

RESPONSE	PUNCH	YEAR										COL. 1028
		1972-82	1982B	1983-87	1987B	1988-91	1993	1994	1996	1998	2000	ALL
Very concerned	1	672	237	0	0	0	0	0	0	0	0	909
Somewhat concerned	2	431	69	0	0	0	0	0	0	0	0	500
Only a little concerned	3	217	27	0	0	0	0	0	0	0	0	244
Not concerned at all	4	164	13	0	0	0	0	0	0	0	0	177
Not sure	8	20	6	0	0	0	0	0	0	0	0	26
No answer	9	2	2	0	0	0	0	0	0	0	0	4
Not applicable	BK	12120	0	7542	353	5907	1606	2992	2904	2832	2817	39073

284. Some people seem to follow what's going on in government and public affairs most of the time, whether there's an election going on or not. Others aren't that interested. Would you say you follow what's going on in government and public affairs most of the time, some of the time, only now and then, or hardly at all?

[VAR: CIVIC]

RESPONSE	PUNCH	YEAR										COL. 1029
		1972-82	1982B	1983-87	1987B	1988-91	1993	1994	1996	1998	2000	ALL
Most of the time	1	535	97	0	0	0	0	0	0	0	0	632
Some of the time	2	531	118	0	0	0	0	0	0	0	0	649
Only now and then	3	275	91	0	0	0	0	0	0	0	0	366
Hardly at all	4	153	39	0	0	0	0	0	0	0	0	192
Don't know	8	7	4	0	0	0	0	0	0	0	0	11
No answer	9	5	5	0	0	0	0	0	0	0	0	10
Not applicable	BK	12120	0	7542	353	5907	1606	2992	2904	2832	2817	39073

285. In general, how do you feel about your time--would you say you always feel rushed even to do things you have to do, only sometimes feel rushed, or almost never feel rushed.

[VAR: RUSHED]

RESPONSE	PUNCH	YEAR										COL. 1030
		1972-82	1982B	1983-87	1987B	1988-91	1993	1994	1996	1998	2000	ALL
Always	1	370	72	0	0	0	0	0	434	0	0	876
Sometimes (ASK A)	2	779	188	0	0	0	0	0	757	0	0	1724
Never (ASK A)	3	354	89	0	0	0	0	0	261	0	0	704
Don't know	8	0	0	0	0	0	0	0	1	0	0	1
No answer	9	3	5	0	0	0	0	0	7	0	0	15
Not applicable	BK	12120	0	7542	353	5907	1606	2992	1444	2832	2817	37613

IF SOMETIMES OR ALMOST NEVER:

A. How often would you say you have time on your hands that you don't know what to do with--quite often, just now and then, or almost never?

[VAR: BORED]

RESPONSE	PUNCH	YEAR										COL. 1031
		1972-82	1982B	1983-87	1987B	1988-91	1993	1994	1996	1998	2000	ALL
Quite often	1	185	69	0	0	0	0	0	0	0	0	254
Now and then	2	456	125	0	0	0	0	0	0	0	0	581
Almost never	3	487	82	0	0	0	0	0	0	0	0	569
No answer	9	8	6	0	0	0	0	0	0	0	0	14
Not applicable (Punch 1 in Col. 1030)	BK	12490	72	7542	353	5907	1606	2992	2904	2832	2817	39515

286. In general, do you feel that surveys usually serve a good purpose or do you feel that they are usually a waste of time and money?

[VAR: POLLGOOD]

RESPONSE	PUNCH	YEAR										COL. 1032
		1972-82	1982B	1983-87	1987B	1988-91	1993	1994	1996	1998	2000	ALL
Good purpose	1	1063	243	0	0	0	0	0	0	0	0	1306
Depends	2	127	26	0	0	0	0	0	0	0	0	153
Waste of time/money	3	214	49	0	0	0	0	0	0	0	0	263
Don't know	8	97	30	0	0	0	0	0	0	0	0	127
No answer	9	5	6	0	0	0	0	0	0	0	0	11
Not applicable	BK	12120	0	7542	353	5907	1606	2992	2904	2832	2817	39073

287. How often do you think you can trust the results of surveys, do you think they are almost always right, right most of the time, only some of the time, or hardly ever right?

[VAR: POLLTRUE]

RESPONSE	PUNCH	YEAR										COL. 1033
		1972-82	1982B	1983-87	1987B	1988-91	1993	1994	1996	1998	2000	ALL
Almost always	1	123	34	0	0	0	0	0	0	0	0	157
Most of the time	2	591	131	0	0	0	0	0	0	0	0	722
Some of the time	3	652	150	0	0	0	0	0	0	0	0	802
Hardly ever	4	67	15	0	0	0	0	0	0	0	0	82
Don't know	8	64	21	0	0	0	0	0	0	0	0	85
No answer	9	9	3	0	0	0	0	0	0	0	0	12
Not applicable	BK	12120	0	7542	353	5907	1606	2992	2904	2832	2817	39073

288. A. How would you feel about a program that required all young women to give one year of service to the nation--either in the military forces or in non-military work such as in hospitals or with elderly people--Would you strongly favor it, probably favor it, probably oppose it, or strongly oppose it? RECORD UNDER "A" BELOW.

[VAR: FESERVE]

RESPONSE	PUNCH	YEAR										COL. 1041
		1972-82	1982B	1983-87	1987B	1988-91	1993	1994	1996	1998	2000	ALL
Strongly favor	1	400	80	338	0	0	0	0	0	0	0	818
Probably favor	2	512	129	554	0	0	0	0	0	0	0	1195
Probably oppose	3	320	55	316	0	0	0	0	0	0	0	691
Strongly oppose	4	217	57	217	0	0	0	0	0	0	0	491
Don't know	8	39	22	28	0	0	0	0	0	0	0	89
No answer	9	18	11	20	0	0	0	0	0	0	0	49
Not applicable	BK	12120	0	6069	353	5907	1606	2992	2904	2832	2817	37600

B. And how would you feel about such a program for all young men--Would you strongly favor it, probably favor it, probably oppose it, or strongly oppose it? RECORD UNDER "B. "

[VAR: MESERVE]

RESPONSE	PUNCH	YEAR										COL. 1042
		1972-82	1982B	1983-87	1987B	1988-91	1993	1994	1996	1998	2000	ALL
Strongly favor	1	557	101	497	0	0	0	0	0	0	0	1155
Probably favor	2	528	142	546	0	0	0	0	0	0	0	1216
Probably oppose	3	228	41	244	0	0	0	0	0	0	0	513
Strongly oppose	4	141	38	134	0	0	0	0	0	0	0	313
Don't know	8	37	24	32	0	0	0	0	0	0	0	93
No answer	9	15	8	20	0	0	0	0	0	0	0	43
Not applicable	BK	12120	0	6069	353	5907	1606	2992	2904	2832	2817	37600

C. IF STRONGLY FAVOR OR PROBABLY FAVOR EITHER A OR B:

And suppose that the costs of such a program made it necessary to increase your taxes by a small amount--for example, 5 percent. Would you strongly favor it, probably favor it, probably oppose it, or strongly oppose it?

[VAR: TAXSERVE]

RESPONSE	PUNCH	YEAR										COL. 1043
		1972-82	1982B	1983-87	1987B	1988-91	1993	1994	1996	1998	2000	ALL
Strongly favor	1	226	36	193	0	0	0	0	0	0	0	455
Probably favor	2	431	86	460	0	0	0	0	0	0	0	977
Probably oppose	3	244	55	250	0	0	0	0	0	0	0	549
Strongly oppose	4	157	59	106	0	0	0	0	0	0	0	322
Don't know	8	30	8	21	0	0	0	0	0	0	0	59
No answer	9	30	14	43	0	0	0	0	0	0	0	87
Not applicable	BK	12508	96	6469	353	5907	1606	2992	2904	2832	2817	38484

REMARKS: In 1982, part A immediately preceded part B on Form 2. Part B immediately preceded part A on Form 1. See Appendix P. See Appendix T, GSS Methodological Report No. 20. If planning to perform trend analysis with ME SERVE, please consult GSS Methodological Report No. 56.

289. As you know, this country stopped the military draft in 1972. Since that time we have relied on volunteers. Now I'd like to ask you a few questions about our armed forces.

A. How would you rate the quality of the men and women now serving in the armed forces? Would you say the quality of personnel is excellent, good, not so good, or poor? (Just your own opinion based on what you've heard or read.)

[VAR: MILQUAL]

RESPONSE	PUNCH	YEAR										COL. 1044
		1972-82	1982B	1983-87	1987B	1988-91	1993	1994	1996	1998	2000	ALL
Excellent	1	82	28	295	0	0	0	0	0	0	0	405
Good	2	646	197	1709	0	0	0	0	0	0	0	2552
Not so good	3	497	61	690	0	0	0	0	0	0	0	1248
Poor	4	158	22	164	0	0	0	0	0	0	0	344
Don't know	8	116	33	190	0	0	0	0	0	0	0	339
No answer	9	7	13	24	0	0	0	0	0	0	0	44
Not applicable	BK	12120	0	4470	353	5907	1606	2992	2904	2832	2817	36001

B. How do you feel about the pay and benefits that people in the armed forces receive? Would you say the pay and benefits should be larger than they are now, should they be smaller, or are they about the right amount?

[VAR: MILPAY]

RESPONSE	PUNCH	YEAR										COL. 1045
		1972-82	1982B	1983-87	1987B	1988-91	1993	1994	1996	1998	2000	ALL
Should be larger	1	515	168	434	0	0	0	0	0	0	0	1117
About the right amount	2	771	126	925	0	0	0	0	0	0	0	1822
Should be smaller	3	31	2	33	0	0	0	0	0	0	0	66
Don't know	8	181	46	202	0	0	0	0	0	0	0	429
No answer	9	8	12	5	0	0	0	0	0	0	0	25
Not applicable	BK	12120	0	5943	353	5907	1606	2992	2904	2832	2817	37474

C. At the present time, about 9 percent of the armed forces are women. All things considered, do you think there are too many women in the armed forces, about the right number, or should there be more women in the armed forces? RECORD UNDER "C" BELOW.

[VAR: FENUMOK]

RESPONSE	PUNCH	YEAR										COL. 1046
		1972-82	1982B	1983-87	1987B	1988-91	1993	1994	1996	1998	2000	ALL
Too many	1	123	35	228	0	0	0	0	0	0	0	386
About right number	2	789	176	1649	0	0	0	0	0	0	0	2614
Should be more	3	464	86	936	0	0	0	0	0	0	0	1486
Don't know	8	124	49	226	0	0	0	0	0	0	0	399
No answer	9	6	8	33	0	0	0	0	0	0	0	47
Not applicable	BK	12120	0	4470	353	5907	1606	2992	2904	2832	2817	36001

D. At the present time, about 4 percent of the armed forces are Hispanics. All things considered, do you think there are too many Hispanics in the armed forces, about the right number, or should there be more Hispanics in the armed forces? RECORD UNDER "D" BELOW.

[VAR: HINUMOK]

RESPONSE	PUNCH	YEAR										COL. 1047
		1972-82	1982B	1983-87	1987B	1988-91	1993	1994	1996	1998	2000	ALL
Too many	1	41	15	153	0	0	0	0	0	0	0	209
About right number	2	387	65	1623	0	0	0	0	0	0	0	2075
Should be more	3	200	52	835	0	0	0	0	0	0	0	1087
Don't know	8	115	36	417	0	0	0	0	0	0	0	568
No answer	9	4	8	44	0	0	0	0	0	0	0	56
Not applicable	BK	12879	178	4470	353	5907	1606	2992	2904	2832	2817	36938

E. At the present time, about 22 percent of the armed forces are black. All things considered, do you think there are too many blacks in the armed forces, about the right number or should there be more blacks in the armed forces? RECORD UNDER "E."

[VAR: BLNUMOK]

RESPONSE	PUNCH	YEAR										COL. 1048
		1972-82	1982B	1983-87	1987B	1988-91	1993	1994	1996	1998	2000	ALL
Too many	1	75	29	240	0	0	0	0	0	0	0	344
About right number	2	445	78	1934	0	0	0	0	0	0	0	2457
Should be more	3	141	39	546	0	0	0	0	0	0	0	726
Don't know	8	83	21	311	0	0	0	0	0	0	0	415
No answer	9	3	9	41	0	0	0	0	0	0	0	53
Not applicable	BK	12879	178	4470	353	5907	1606	2992	2904	2832	2817	36938

290. A. At the present time, about 4 percent of the army are Hispanics. All things considered, do you think there are too many Hispanics in the army, about the right number, or should there be more Hispanics in the army? RECORD UNDER "A" BELOW.

[VAR: HINUMOKY]

RESPONSE	PUNCH	YEAR										COL. 1049
		1972-82	1982B	1983-87	1987B	1988-91	1993	1994	1996	1998	2000	ALL
Too many	1	42	13	0	0	0	0	0	0	0	0	55
About right number	2	379	66	0	0	0	0	0	0	0	0	445
Should be more	3	218	59	0	0	0	0	0	0	0	0	277
Don't know	8	112	38	0	0	0	0	0	0	0	0	150
No answer	9	8	2	0	0	0	0	0	0	0	0	10
Not applicable	BK	12867	176	7542	353	5907	1606	2992	2904	2832	2817	39996

B. At the present time, about 33 percent of the army are black. All things considered, do you think there are too many blacks in the army, about the right number or should there be more blacks in the army? RECORD UNDER "B."

[VAR: BLNUMOKY]

RESPONSE	PUNCH	YEAR										COL. 1050
		1972-82	1982B	1983-87	1987B	1988-91	1993	1994	1996	1998	2000	
Too many	1	84	31	0	0	0	0	0	0	0	0	115
About right number	2	481	74	0	0	0	0	0	0	0	0	555
Should be more	3	107	46	0	0	0	0	0	0	0	0	153
Don't know	8	80	26	0	0	0	0	0	0	0	0	106
No answer	9	7	1	0	0	0	0	0	0	0	0	8
Not applicable	BK	12867	176	7542	353	5907	1606	2992	2904	2832	2817	39996

REMARKS: See Appendix P. See Q. 289D, E.

291. All things considered, how well do you think relying on volunteers has worked for the armed forces--has it worked very well, fairly well, or not well?

[VAR: MILVOLOK]

RESPONSE	PUNCH	YEAR										COL. 1051
		1972-82	1982B	1983-87	1987B	1988-91	1993	1994	1996	1998	2000	
Very well	1	144	82	273	0	0	0	0	0	0	0	499
Fairly well	2	737	156	883	0	0	0	0	0	0	0	1776
Not well	3	520	73	224	0	0	0	0	0	0	0	817
Don't know	8	94	37	69	0	0	0	0	0	0	0	200
No answer	9	11	6	24	0	0	0	0	0	0	0	41
Not applicable	BK	12120	0	6069	353	5907	1606	2992	2904	2832	2817	37600

These next questions are about the role of women in the armed forces.

292. I'm going to read you a list of jobs that people might have in the armed forces. Please tell me whether you think a woman should or should not be assigned to each job, assuming she is trained to do it.

A. A jet fighter pilot ...

[VAR: FIGHTAIR]

RESPONSE	PUNCH	YEAR										COL. 1052
		1972-82	1982B	1983-87	1987B	1988-91	1993	1994	1996	1998	2000	
Should	1	916	169	0	0	0	0	0	0	0	0	1085
Should not	2	551	161	0	0	0	0	0	0	0	0	712
Don't know	8	32	22	0	0	0	0	0	0	0	0	54
No answer	9	7	2	0	0	0	0	0	0	0	0	9
Not applicable	BK	12120	0	7542	353	5907	1606	2992	2904	2832	2817	39073

B. A truck mechanic ...

[VAR: MECHANIC]

RESPONSE	PUNCH	YEAR										COL. 1053
		1972-82	1982B	1983-87	1987B	1988-91	1993	1994	1996	1998	2000	
Should	1	1234	242	0	0	0	0	0	0	0	0	1476
Should not	2	245	90	0	0	0	0	0	0	0	0	335
Don't know	8	19	19	0	0	0	0	0	0	0	0	38
No answer	9	8	3	0	0	0	0	0	0	0	0	11
Not applicable	BK	12120	0	7542	353	5907	1606	2992	2904	2832	2817	39073

C. A nurse in a combat zone ...

[VAR: NURSE]

RESPONSE	PUNCH	YEAR										COL.	1054
		1972-82	1982B	1983-87	1987B	1988-91	1993	1994	1996	1998	2000	ALL	
Should	1	1391	285	0	0	0	0	0	0	0	0	0	1676
Should not	2	94	51	0	0	0	0	0	0	0	0	0	145
Don't know	8	14	14	0	0	0	0	0	0	0	0	0	28
No answer	9	7	4	0	0	0	0	0	0	0	0	0	11
Not applicable	BK	12120	0	7542	353	5907	1606	2992	2904	2832	2817	39073	

D. A typist in the Pentagon in Washington ...

[VAR: TYPIST]

RESPONSE	PUNCH	YEAR										COL.	1055
		1972-82	1982B	1983-87	1987B	1988-91	1993	1994	1996	1998	2000	ALL	
Should	1	1449	326	0	0	0	0	0	0	0	0	0	1775
Should not	2	37	13	0	0	0	0	0	0	0	0	0	50
Don't know	8	12	11	0	0	0	0	0	0	0	0	0	23
No answer	9	8	4	0	0	0	0	0	0	0	0	0	12
Not applicable	BK	12120	0	7542	353	5907	1606	2992	2904	2832	2817	39073	

E. Commander of a large military base ...

[VAR: BRASS]

RESPONSE	PUNCH	YEAR										COL.	1056
		1972-82	1982B	1983-87	1987B	1988-91	1993	1994	1996	1998	2000	ALL	
Should	1	853	180	0	0	0	0	0	0	0	0	0	1033
Should not	2	601	152	0	0	0	0	0	0	0	0	0	753
Don't know	8	42	19	0	0	0	0	0	0	0	0	0	61
No answer	9	10	3	0	0	0	0	0	0	0	0	0	13
Not applicable	BK	12120	0	7542	353	5907	1606	2992	2904	2832	2817	39073	

F. Soldier in hand-to-hand combat ...

[VAR: FIGHTLND]

RESPONSE	PUNCH	YEAR										COL.	1057
		1972-82	1982B	1983-87	1987B	1988-91	1993	1994	1996	1998	2000	ALL	
Should	1	506	110	0	0	0	0	0	0	0	0	0	616
Should not	2	953	221	0	0	0	0	0	0	0	0	0	1174
Don't know	8	38	20	0	0	0	0	0	0	0	0	0	58
No answer	9	9	3	0	0	0	0	0	0	0	0	0	12
Not applicable	BK	12120	0	7542	353	5907	1606	2992	2904	2832	2817	39073	

G. A jet transport pilot ...

[VAR: TRANSAIR]

RESPONSE	PUNCH	YEAR										COL.	1058
		1972-82	1982B	1983-87	1987B	1988-91	1993	1994	1996	1998	2000	ALL	
Should	1	1063	204	0	0	0	0	0	0	0	0	0	1267
Should not	2	399	129	0	0	0	0	0	0	0	0	0	528
Don't know	8	35	18	0	0	0	0	0	0	0	0	0	53
No answer	9	9	3	0	0	0	0	0	0	0	0	0	12
Not applicable	BK	12120	0	7542	353	5907	1606	2992	2904	2832	2817	39073	

H. Air defense missile gunner in the United States ...

[VAR: GUNNER]

RESPONSE	PUNCH	YEAR										COL. 1059
		1972-82	1982B	1983-87	1987B	1988-91	1993	1994	1996	1998	2000	ALL
Should	1	860	140	0	0	0	0	0	0	0	0	1000
Should not	2	593	185	0	0	0	0	0	0	0	0	778
Don't know	8	44	25	0	0	0	0	0	0	0	0	69
No answer	9	9	4	0	0	0	0	0	0	0	0	13
Not applicable	BK	12120	0	7542	353	5907	1606	2992	2904	2832	2817	39073

I. A crew member on a combat ship ...

[VAR: FIGHTSEA]

RESPONSE	PUNCH	YEAR										COL. 1060
		1972-82	1982B	1983-87	1987B	1988-91	1993	1994	1996	1998	2000	ALL
Should	1	833	161	0	0	0	0	0	0	0	0	994
Should not	2	619	166	0	0	0	0	0	0	0	0	785
Don't know	8	43	23	0	0	0	0	0	0	0	0	66
No answer	9	11	4	0	0	0	0	0	0	0	0	15
Not applicable	BK	12120	0	7542	353	5907	1606	2992	2904	2832	2817	39073

293. A. As far as you know, are women now assigned to jobs in the armed forces that would expose them to combat, or are women not assigned to such jobs? RECORD UNDER "A" BELOW.

[VAR: FEFIGHT]

RESPONSE	PUNCH	YEAR										COL. 1061
		1972-82	1982B	1983-87	1987B	1988-91	1993	1994	1996	1998	2000	ALL
Yes, they are	1	333	85	0	0	0	0	0	0	0	0	418
No, they are not	2	820	140	0	0	0	0	0	0	0	0	960
Don't know	8	342	120	0	0	0	0	0	0	0	0	462
No answer	9	11	9	0	0	0	0	0	0	0	0	20
Not applicable	BK	12120	0	7542	353	5907	1606	2992	2904	2832	2817	39073

B. As far as you know, are women in the armed forces now assigned to dirty jobs like repairing trucks or other heavy equipment, or are women not assigned to such jobs?

[VAR: FEDIRTY]

RESPONSE	PUNCH	YEAR										COL. 1062
		1972-82	1982B	1983-87	1987B	1988-91	1993	1994	1996	1998	2000	ALL
Yes, they are	1	725	138	0	0	0	0	0	0	0	0	863
No, they are not	2	356	73	0	0	0	0	0	0	0	0	429
Don't know	8	411	135	0	0	0	0	0	0	0	0	546
No answer	9	14	8	0	0	0	0	0	0	0	0	22
Not applicable	BK	12120	0	7542	353	5907	1606	2992	2904	2832	2817	39073

C. As far as you know, are women in the armed forces now assigned to jobs where they have command over men, or are women not assigned to such jobs? RECORD UNDER "C."

[VAR: FEBRASS]

RESPONSE	PUNCH	YEAR										COL. 1063
		1972-82	1982B	1983-87	1987B	1988-91	1993	1994	1996	1998	2000	ALL
Yes, they are	1	700	140	0	0	0	0	0	0	0	0	840
No, they are not	2	404	72	0	0	0	0	0	0	0	0	476
Don't know	8	387	135	0	0	0	0	0	0	0	0	522
No answer	9	15	7	0	0	0	0	0	0	0	0	22
Not applicable	BK	12120	0	7542	353	5907	1606	2992	2904	2832	2817	39073

294. In the past 10 years the number of women in the armed forces has increased from about 2 percent to about 8 percent today. In general, would you say the increased number of women has raised the effectiveness of our armed forces, has it made no difference, or has it made our armed forces less effective? (Just your own opinion.)

[VAR: FEHLPMIL]

RESPONSE	PUNCH	YEAR										COL. 1064
		1972-82	1982B	1983-87	1987B	1988-91	1993	1994	1996	1998	2000	ALL
Raised effectiveness	1	300	64	0	0	0	0	0	0	0	0	364
No difference	2	916	203	0	0	0	0	0	0	0	0	1119
Made them less effective	3	115	30	0	0	0	0	0	0	0	0	145
Don't know	8	169	52	0	0	0	0	0	0	0	0	221
No answer	9	6	5	0	0	0	0	0	0	0	0	11
Not applicable	BK	12120	0	7542	353	5907	1606	2992	2904	2832	2817	39073

295. Do you think we should return to a military draft at this time, or should we continue to rely on volunteers?

[VAR: DRAFT]

RESPONSE	PUNCH	YEAR										COL. 1065
		1972-82	1982B	1983-87	1987B	1988-91	1993	1994	1996	1998	2000	ALL
Draft (ASK A)	1	625	94	787	0	0	0	0	0	0	0	1506
Volunteers (ASK B)	2	786	226	2128	0	0	0	0	0	0	0	3140
Don't know (ASK B)	8	91	31	130	0	0	0	0	0	0	0	252
No answer	9	4	3	27	0	0	0	0	0	0	0	34
Not applicable	BK	12120	0	4470	353	5907	1606	2992	2904	2832	2817	36001

A. IF DRAFT:
If we should return to a military draft at this time, should young women be drafted as well as young men, or not?

[VAR: DRAFTFE]

RESPONSE	PUNCH	YEAR										COL. 1066
		1972-82	1982B	1983-87	1987B	1988-91	1993	1994	1996	1998	2000	ALL
Should	1	333	50	372	0	0	0	0	0	0	0	755
Should not	2	273	41	395	0	0	0	0	0	0	0	709
Don't know	8	18	1	18	0	0	0	0	0	0	0	37
No answer	9	5	5	29	0	0	0	0	0	0	0	39
Not applicable (Punches 28, Col. 1065)	BK	12997	257	6728	353	5907	1606	2992	2904	2832	2817	39393

B. IF VOLUNTEERS OR DON'T KNOW:

If there were a national emergency, do you think we should return to a military draft or should we continue to rely on volunteers?

[VAR: DRAFTEM]

RESPONSE	PUNCH	YEAR										COL. 1067
		1972-82	1982B	1983-87	1987B	1988-91	1993	1994	1996	1998	2000	ALL
Draft (ASK C)	1	700	168	1817	0	0	0	0	0	0	0	2685
Volunteers	2	133	67	329	0	0	0	0	0	0	0	529
Don't know	8	36	20	68	0	0	0	0	0	0	0	124
No answer	9	12	5	71	0	0	0	0	0	0	0	88
Not applicable (Punch 1, Col. 1065)	BK	12745	94	5257	353	5907	1606	2992	2904	2832	2817	37507

C. IF DRAFT ON "B":

If we should return to a military draft in a national emergency, should young women be drafted as well as young men, or not?

[VAR: DRAFTFEM]

RESPONSE	PUNCH	YEAR										COL. 1068
		1972-82	1982B	1983-87	1987B	1988-91	1993	1994	1996	1998	2000	ALL
Should	1	371	59	911	0	0	0	0	0	0	0	1341
Should not	2	295	103	844	0	0	0	0	0	0	0	1242
Don't know	8	26	4	51	0	0	0	0	0	0	0	81
No answer	9	18	7	82	0	0	0	0	0	0	0	107
Not applicable	BK	12916	181	5654	353	5907	1606	2992	2904	2832	2817	38162

296. If the United States returned to a military draft, it would not be necessary to draft everyone of military age. That is, certain types of people could be exempted, even though they were otherwise qualified for service.

A. Do you think college students should be exempted from a draft?

[VAR: DRAFTCOL]

RESPONSE	PUNCH	YEAR										COL. 1069
		1972-82	1982B	1983-87	1987B	1988-91	1993	1994	1996	1998	2000	ALL
Yes, exempt	1	406	101	0	0	0	0	0	0	0	0	507
No, not exempt	2	1043	236	0	0	0	0	0	0	0	0	1279
Don't know	8	55	16	0	0	0	0	0	0	0	0	71
No answer	9	2	1	0	0	0	0	0	0	0	0	3
Not applicable	BK	12120	0	7542	353	5907	1606	2992	2904	2832	2817	39073

B. Should married persons be exempted?

[VAR: DRAFTMAR]

RESPONSE	PUNCH	YEAR										COL. 1070
		1972-82	1982B	1983-87	1987B	1988-91	1993	1994	1996	1998	2000	ALL
Yes, exempt	1	635	154	0	0	0	0	0	0	0	0	789
No, not exempt	2	804	176	0	0	0	0	0	0	0	0	980
Don't know	8	64	22	0	0	0	0	0	0	0	0	86
No answer	9	3	2	0	0	0	0	0	0	0	0	5
Not applicable	BK	12120	0	7542	353	5907	1606	2992	2904	2832	2817	39073

C. Should parents of small children be exempted?

[VAR: DRAFTPAR]

RESPONSE	PUNCH	YEAR										COL.
		1972-82	1982B	1983-87	1987B	1988-91	1993	1994	1996	1998	2000	ALL
Yes, exempt	1	1054	258	0	0	0	0	0	0	0	0	1312
No, not exempt	2	416	85	0	0	0	0	0	0	0	0	501
Don't know	8	34	9	0	0	0	0	0	0	0	0	43
No answer	9	2	2	0	0	0	0	0	0	0	0	4
Not applicable	BK	12120	0	7542	353	5907	1606	2992	2904	2832	2817	39073

D. Should homosexuals be exempted?

[VAR: DRAFTGAY]

RESPONSE	PUNCH	YEAR										COL.
		1972-82	1982B	1983-87	1987B	1988-91	1993	1994	1996	1998	2000	ALL
Yes, exempt	1	242	63	0	0	0	0	0	0	0	0	305
No, not exempt	2	1179	259	0	0	0	0	0	0	0	0	1438
Don't know	8	79	31	0	0	0	0	0	0	0	0	110
No answer	9	6	1	0	0	0	0	0	0	0	0	7
Not applicable	BK	12120	0	7542	353	5907	1606	2992	2904	2832	2817	39073

E. People who have conscientious objections to war?

[VAR: DRAFTCO]

RESPONSE	PUNCH	YEAR										COL.
		1972-82	1982B	1983-87	1987B	1988-91	1993	1994	1996	1998	2000	ALL
Yes, exempt	1	526	135	0	0	0	0	0	0	0	0	661
No, not exempt	2	894	193	0	0	0	0	0	0	0	0	1087
Don't know	8	81	23	0	0	0	0	0	0	0	0	104
No answer	9	5	3	0	0	0	0	0	0	0	0	8
Not applicable	BK	12120	0	7542	353	5907	1606	2992	2904	2832	2817	39073

F. People in important defense occupations?

[VAR: DRAFTDEF]

RESPONSE	PUNCH	YEAR										COL.
		1972-82	1982B	1983-87	1987B	1988-91	1993	1994	1996	1998	2000	ALL
Yes, exempt	1	807	137	0	0	0	0	0	0	0	0	944
No, not exempt	2	624	197	0	0	0	0	0	0	0	0	821
Don't know	8	72	17	0	0	0	0	0	0	0	0	89
No answer	9	3	3	0	0	0	0	0	0	0	0	6
Not applicable	BK	12120	0	7542	353	5907	1606	2992	2904	2832	2817	39073

297. Have any other members of your immediate family--that is, your (spouse/ parent/children brothers or sisters)--ever served in the armed forces?

[VAR: VETFAM]

RESPONSE	PUNCH	YEAR										COL.
		1972-82	1982B	1983-87	1987B	1988-91	1993	1994	1996	1998	2000	ALL
Yes	1	1074	223	1066	0	0	0	0	0	0	0	2363
No	2	427	124	381	0	0	0	0	0	0	0	932
No answer	9	5	7	26	0	0	0	0	0	0	0	38
Not applicable	BK	12120	0	6069	353	5907	1606	2992	2904	2832	2817	37600

IF YES:

A. Are any other members of your immediate family serving in the Armed Forces now?

[VAR: VETFAMNW]

RESPONSE	PUNCH	YEAR										COL. 1076
		1972-82	1982B	1983-87	1987B	1988-91	1993	1994	1996	1998	2000	ALL
Yes	1	0	0	144	0	0	0	0	0	0	0	144
No	2	0	0	912	0	0	0	0	0	0	0	912
No Answer	9	0	0	36	0	0	0	0	0	0	0	36
Not applicable (Punch 2 in Col. 1075)	BK	13626	354	6450	353	5907	1606	2992	2904	2832	2817	39841

298. A. Thinking about opportunities and equal treatment for minority groups, like Blacks and Hispanics - Would you say that their treatment and opportunities are better in the military, better in civilian employment, or that there isn't any difference these days?

[VAR: MINMILOP]

RESPONSE	PUNCH	YEAR										COL. 1077
		1972-82	1982B	1983-87	1987B	1988-91	1993	1994	1996	1998	2000	ALL
Better in the military	1	0	0	706	0	0	0	0	0	0	0	706
Better in employment	2	0	0	85	0	0	0	0	0	0	0	85
No difference	3	0	0	558	0	0	0	0	0	0	0	558
Don't know	8	0	0	100	0	0	0	0	0	0	0	100
No answer	9	0	0	24	0	0	0	0	0	0	0	24
Not applicable	BK	13626	354	6069	353	5907	1606	2992	2904	2832	2817	39460

B. And what about women? Would you say that their treatment and opportunities are better in the military, better in civilian employment, or that there isn't any difference these days?

[VAR: FEMILOP]

RESPONSE	PUNCH	YEAR										COL. 1078
		1972-82	1982B	1983-87	1987B	1988-91	1993	1994	1996	1998	2000	ALL
Better in the military	1	0	0	267	0	0	0	0	0	0	0	267
Better in civilian employment	2	0	0	474	0	0	0	0	0	0	0	474
No difference	3	0	0	625	0	0	0	0	0	0	0	625
Don't know	8	0	0	83	0	0	0	0	0	0	0	83
No answer	9	0	0	24	0	0	0	0	0	0	0	24
Not applicable	BK	13626	354	6069	353	5907	1606	2992	2904	2832	2817	39460

299. Even though they are no longer drafted for military service, young men are still required by law to register for the draft when they become 18 years old. If a young man refuses to register for the draft, do you think he should be punished in any way?

[VAR: COPUNISH]

RESPONSE	PUNCH	YEAR										COL. 1079
		1972-82	1982B	1983-87	1987B	1988-91	1993	1994	1996	1998	2000	ALL
Yes (ASK A)	1	0	0	956	0	0	0	0	0	0	0	956
No (GO TO Q.300)	2	0	0	446	0	0	0	0	0	0	0	446
Don't know	8	0	0	50	0	0	0	0	0	0	0	50
No answer	9	0	0	21	0	0	0	0	0	0	0	21
Not applicable	BK	13626	354	6069	353	5907	1606	2992	2904	2832	2817	39460

IF YES:

A. If a young man refuses to register for the draft, would you approve or disapprove of sending him to jail?

[VAR: COJAIL]

RESPONSE	PUNCH	YEAR										COL. 1080
		1972-82	1982B	1983-87	1987B	1988-91	1993	1994	1996	1998	2000	ALL
Approve	1	0	0	405	0	0	0	0	0	0	0	405
Disapprove	2	0	0	511	0	0	0	0	0	0	0	511
Don't know	8	0	0	38	0	0	0	0	0	0	0	38
No answer	9	0	0	23	0	0	0	0	0	0	0	23
No applicable (Punch 2 in Col. 1079)	BK	13626	354	6565	353	5907	1606	2992	2904	2832	2817	39956

300A. For most young men, do you think military service is definitely a good experience, probably a good experience, probably not a good experience, or definitely not a good experience for them?

[VAR: MILOKME]

RESPONSE	PUNCH	YEAR										COL. 1081
		1972-82	1982B	1983-87	1987B	1988-91	1993	1994	1996	1998	2000	ALL
Definitely good	1	0	0	471	0	0	0	0	0	0	0	471
Probably good	2	0	0	796	0	0	0	0	0	0	0	796
Probably not good	3	0	0	132	0	0	0	0	0	0	0	132
Definitely not good	4	0	0	23	0	0	0	0	0	0	0	23
Don't know	8	0	0	29	0	0	0	0	0	0	0	29
No answer	9	0	0	22	0	0	0	0	0	0	0	22
Not applicable	BK	13626	354	6069	353	5907	1606	2992	2904	2832	2817	39460

300B. How about for most young women, do you think military service is definitely a good experience, probably a good experience, probably not a good experience, or definitely not a good experience for them?

[VAR: MILOKFE]

RESPONSE	PUNCH	YEAR										COL. 1082
		1972-82	1982B	1983-87	1987B	1988-91	1993	1994	1996	1998	2000	ALL
Definitely good	1	0	0	208	0	0	0	0	0	0	0	208
Probably good	2	0	0	807	0	0	0	0	0	0	0	807
Probably not good	3	0	0	283	0	0	0	0	0	0	0	283
Definitely not good	4	0	0	95	0	0	0	0	0	0	0	95
Don't know	8	0	0	58	0	0	0	0	0	0	0	58
No answer	9	0	0	22	0	0	0	0	0	0	0	22
Not applicable	BK	13626	354	6069	353	5907	1606	2992	2904	2832	2817	39460

301. Many people who want to volunteer for service in the armed forces do not have the necessary basic skills like reading, writing and arithmetic. Do you think the armed forces should refuse to accept such volunteers, or should they accept them and give them the necessary education?

[VAR: UPGRADE]

RESPONSE	PUNCH	YEAR										COL. 1083
		1972-82	1982B	1983-87	1987B	1988-91	1993	1994	1996	1998	2000	ALL
Refuse to accept them	1	0	0	245	0	0	0	0	0	0	0	245
Accept and educate them	2	0	0	1176	0	0	0	0	0	0	0	1176
Don't know	8	0	0	27	0	0	0	0	0	0	0	27
No answer	9	0	0	25	0	0	0	0	0	0	0	25
Not applicable	BK	13626	354	6069	353	5907	1606	2992	2904	2832	2817	39460

302. Most people in the Armed Forces are taught skills they can use in civilian jobs later. But some don't get such training. They are taught only combat skills. Do you think the Armed Forces have an obligation to train everybody in service for civilian jobs later, or is that not a responsibility of the Armed Forces?

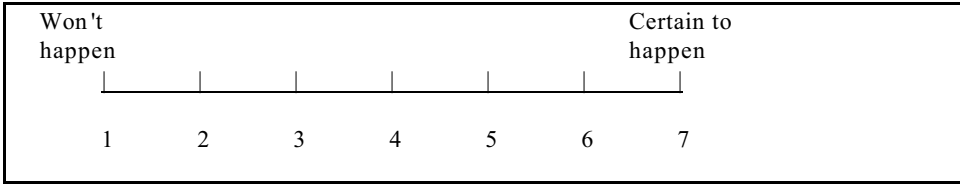
[VAR: JOBTRAIN]

RESPONSE	PUNCH	YEAR										COL. 1084
		1972-82	1982B	1983-87	1987B	1988-91	1993	1994	1996	1998	2000	
Yes, an obligation	1	0	0	690	0	0	0	0	0	0	0	690
No, not an obligation	2	0	0	722	0	0	0	0	0	0	0	722
Don't know	8	0	0	36	0	0	0	0	0	0	0	36
No answer	9	0	0	25	0	0	0	0	0	0	0	25
Not applicable	BK	13626	354	6069	353	5907	1606	2992	2904	2832	2817	39460

303. I'm going to read you some possible military situations the U.S. might face in the next ten years. (HAND CARD BB) Some people feel these situations are certain to happen (think of these as point 7 on the scale), others think these situations won't happen at all (think of these as point 1 on the scale). And of course some people have opinions somewhere in between. For each of these possible military situations, please give me your best guess as to how likely it is to happen.

For example, an all-out atomic war. Where would you put the likelihood of an all-out atomic war during the next ten years? (Would you say 7--it is certain to happen, 1--it won't happen at all, or something in between?) (CIRCLE ONE CODE FOR "A" AND REPEAT FOR B-F)

HAND
CARD BB



A. An all-out atomic war?

[VAR: NUKEWAR]

RESPONSE	PUNCH	YEAR										COL. 1085
		1972-82	1982B	1983-87	1987B	1988-91	1993	1994	1996	1998	2000	
1 - Won't happen	1	0	0	322	0	0	0	0	0	0	0	322
2	2	0	0	264	0	0	0	0	0	0	0	264
3	3	0	0	203	0	0	0	0	0	0	0	203
4	4	0	0	317	0	0	0	0	0	0	0	317
5	5	0	0	166	0	0	0	0	0	0	0	166
6	6	0	0	47	0	0	0	0	0	0	0	47
7 - Certain to happen	7	0	0	99	0	0	0	0	0	0	0	99
Don't know	8	0	0	33	0	0	0	0	0	0	0	33
No answer	9	0	0	22	0	0	0	0	0	0	0	22
Not applicable	BK	13626	354	6069	353	5907	1606	2992	2904	2832	2817	39460

B. A conventional ground war involving thousands of troops?

[VAR: LANDWAR]

RESPONSE	PUNCH	YEAR										COL. 1086	
		1972-82	1982B	1983-87	1987B	1988-91	1993	1994	1996	1998	2000		ALL
1 - Won't happen	1	0	0	91	0	0	0	0	0	0	0	0	91
2	2	0	0	91	0	0	0	0	0	0	0	0	91
3	3	0	0	186	0	0	0	0	0	0	0	0	186
4	4	0	0	355	0	0	0	0	0	0	0	0	355
5	5	0	0	295	0	0	0	0	0	0	0	0	295
6	6	0	0	179	0	0	0	0	0	0	0	0	179
7 - Certain to happen	7	0	0	216	0	0	0	0	0	0	0	0	216
Don't know	8	0	0	38	0	0	0	0	0	0	0	0	38
No answer	9	0	0	22	0	0	0	0	0	0	0	0	22
Not applicable	BK	13626	354	6069	353	5907	1606	2992	2904	2832	2817	39460	

C. Peace but increasing arms build by the U.S. and Russia?

[VAR: MORENUKE]

RESPONSE	PUNCH	YEAR										COL. 1087	
		1972-82	1982B	1983-87	1987B	1988-91	1993	1994	1996	1998	2000		ALL
1 - Won't happen	1	0	0	91	0	0	0	0	0	0	0	0	91
2	2	0	0	83	0	0	0	0	0	0	0	0	83
3	3	0	0	112	0	0	0	0	0	0	0	0	112
4	4	0	0	319	0	0	0	0	0	0	0	0	319
5	5	0	0	296	0	0	0	0	0	0	0	0	296
6	6	0	0	227	0	0	0	0	0	0	0	0	227
7 - Certain to happen	7	0	0	278	0	0	0	0	0	0	0	0	278
Don't know	8	0	0	43	0	0	0	0	0	0	0	0	43
No answer	9	0	0	24	0	0	0	0	0	0	0	0	24
Not applicable	BK	13626	354	6069	353	5907	1606	2992	2904	2832	2817	39460	

D. An agreement with the Russians to reduce atomic arms by both sides?

[VAR: LESSNUKE]

RESPONSE	PUNCH	YEAR										COL. 1088	
		1972-82	1982B	1983-87	1987B	1988-91	1993	1994	1996	1998	2000		ALL
1 - Won't happen	1	0	0	271	0	0	0	0	0	0	0	0	271
2	2	0	0	249	0	0	0	0	0	0	0	0	249
3	3	0	0	239	0	0	0	0	0	0	0	0	239
4	4	0	0	364	0	0	0	0	0	0	0	0	364
5	5	0	0	155	0	0	0	0	0	0	0	0	155
6	6	0	0	67	0	0	0	0	0	0	0	0	67
7 - Certain to happen	7	0	0	66	0	0	0	0	0	0	0	0	66
Don't know	8	0	0	39	0	0	0	0	0	0	0	0	39
No answer	9	0	0	23	0	0	0	0	0	0	0	0	23
Not applicable	BK	13626	354	6069	353	5907	1606	2992	2904	2832	2817	39460	

E. Elimination of atomic weapons by both U.S. and Russia?

[VAR: NONUKE]

RESPONSE	PUNCH	YEAR										COL. 1089	
		1972-82	1982B	1983-87	1987B	1988-91	1993	1994	1996	1998	2000		ALL
1 - Won't happen	1	0	0	832	0	0	0	0	0	0	0	0	832
2	2	0	0	224	0	0	0	0	0	0	0	0	224
3	3	0	0	110	0	0	0	0	0	0	0	0	110
4	4	0	0	117	0	0	0	0	0	0	0	0	117
5	5	0	0	52	0	0	0	0	0	0	0	0	52
6	6	0	0	29	0	0	0	0	0	0	0	0	29
7 - Certain to happen	7	0	0	43	0	0	0	0	0	0	0	0	43
Don't know	8	0	0	44	0	0	0	0	0	0	0	0	44
No answer	9	0	0	22	0	0	0	0	0	0	0	0	22
Not applicable	BK	13626	354	6069	353	5907	1606	2992	2904	2832	2817	39460	

F. Repeated guerilla wars against left wing rebels?

[VAR: GUERILLA]

RESPONSE	PUNCH	YEAR										COL. 1090	
		1972-82	1982B	1983-87	1987B	1988-91	1993	1994	1996	1998	2000		ALL
1 - Won't happen	1	0	0	52	0	0	0	0	0	0	0	0	52
2	2	0	0	27	0	0	0	0	0	0	0	0	27
3	3	0	0	72	0	0	0	0	0	0	0	0	72
4	4	0	0	202	0	0	0	0	0	0	0	0	202
5	5	0	0	259	0	0	0	0	0	0	0	0	259
6	6	0	0	274	0	0	0	0	0	0	0	0	274
7 - Certain to happen	7	0	0	476	0	0	0	0	0	0	0	0	476
Don't know	8	0	0	88	0	0	0	0	0	0	0	0	88
No answer	9	0	0	23	0	0	0	0	0	0	0	0	23
Not applicable	BK	13626	354	6069	353	5907	1606	2992	2904	2832	2817	39460	

REMARKS: Card BB contained responses 1-7.

304. Are you or any members of your present household currently receiving any pay or benefits from either the military or the Veterans Administration?

[VAR: VETAID]

RESPONSE	PUNCH	YEAR										COL. 1091	
		1972-82	1982B	1983-87	1987B	1988-91	1993	1994	1996	1998	2000		ALL
Yes	1	0	0	145	0	0	0	0	0	0	0	0	145
No	2	0	0	1298	0	0	0	0	0	0	0	0	1298
Don't know	8	0	0	2	0	0	0	0	0	0	0	0	2
No answer	9	0	0	28	0	0	0	0	0	0	0	0	28
Not applicable	BK	13626	354	6069	353	5907	1606	2992	2904	2832	2817	39460	

305. Have you ever worked for a company where a major part of their business was selling supplies or services to the armed forces?

[VAR: DEFWRKEV]

RESPONSE	PUNCH	YEAR										COL. 1092	
		1972-82	1982B	1983-87	1987B	1988-91	1993	1994	1996	1998	2000		ALL
Yes (ASK A)	1	0	0	181	0	0	0	0	0	0	0	0	181
No	2	0	0	1262	0	0	0	0	0	0	0	0	1262
No answer	9	0	0	30	0	0	0	0	0	0	0	0	30
Not applicable	BK	13626	354	6069	353	5907	1606	2992	2904	2832	2817	39460	

IF YES:

A. Do you work for such a company now?

[VAR: DEFWRKNW]

RESPONSE	PUNCH	YEAR										COL. 1093
		1972-82	1982B	1983-87	1987B	1988-91	1993	1994	1996	1998	2000	ALL
Yes	1	0	0	37	0	0	0	0	0	0	0	37
No	2	0	0	142	0	0	0	0	0	0	0	142
No answer	9	0	0	32	0	0	0	0	0	0	0	32
Not applicable (Punch 2 in Col. 1092) . .	BK	13626	354	7331	353	5907	1606	2992	2904	2832	2817	40722

306. Have you ever had a civilian job with the armed forces or the Defense Department?

[VAR: MILWRKEV]

RESPONSE	PUNCH	YEAR										COL. 1094
		1972-82	1982B	1983-87	1987B	1988-91	1993	1994	1996	1998	2000	ALL
Yes (ASK A)	1	0	0	82	0	0	0	0	0	0	0	82
No	2	0	0	1363	0	0	0	0	0	0	0	1363
No answer	9	0	0	28	0	0	0	0	0	0	0	28
Not applicable	BK	13626	354	6069	353	5907	1606	2992	2904	2832	2817	39460

IF YES:

A. Do you have a job now with the armed forces or with the Defense Department?

[VAR: MILWRKNW]

RESPONSE	PUNCH	YEAR										COL. 1095
		1972-82	1982B	1983-87	1987B	1988-91	1993	1994	1996	1998	2000	ALL
Yes	1	0	0	13	0	0	0	0	0	0	0	13
No	2	0	0	65	0	0	0	0	0	0	0	65
No answer	9	0	0	32	0	0	0	0	0	0	0	32
Not applicable (Punch 2 on Column 1094) . .	BK	13626	354	7432	353	5907	1606	2992	2904	2832	2817	40823

307. Would you say the economy of (NAME METROPOLITAN AREA OR COUNTY) is very dependent on defense business, somewhat dependent, or not dependent at all on defense business?

[VAR: RESDEFWK]

RESPONSE	PUNCH	YEAR										COL. 1096
		1972-82	1982B	1983-87	1987B	1988-91	1993	1994	1996	1998	2000	ALL
Very dependent	1	0	0	132	0	0	0	0	0	0	0	132
Somewhat dependent	2	0	0	495	0	0	0	0	0	0	0	495
Not dependent at all	3	0	0	748	0	0	0	0	0	0	0	748
Don't know	8	0	0	72	0	0	0	0	0	0	0	72
No answer	9	0	0	26	0	0	0	0	0	0	0	26
Not applicable	BK	13626	354	6069	353	5907	1606	2992	2904	2832	2817	39460

308. And one last question. We all know that American citizens have certain rights. For example, they have the right to free public education and to police protection, the right to attend religious services of their choice, and the right to elect public officials.

I'd like to ask now about certain obligations that some people feel American citizens owe their country. I just want your own opinion on these--whether you feel it is a very important obligation, a somewhat important obligation, or not an obligation that a citizen owes to the country. (READ EACH STATEMENT AND CIRCLE ONE CODE FOR EACH).

(REPEAT ANSWER CATEGORIES AS NECESSARY)

A. First, to vote in elections?

[VAR: OBVOTE]

RESPONSE	PUNCH	YEAR										COL. 1098
		1972-82	1982B	1983-87	1987B	1988-91	1993	1994	1996	1998	2000	ALL
Very important 1		0	0	1152	0	0	0	0	0	0	0	1152
Somewhat important 2		0	0	229	0	0	0	0	0	0	0	229
Not an obligation 3		0	0	66	0	0	0	0	0	0	0	66
Don't know 8		0	0	4	0	0	0	0	0	0	0	4
No answer 9		0	0	22	0	0	0	0	0	0	0	22
Not applicable BK	13626	354	6069	353	5907	1606	2992	2904	2832	2817	39460	

B. How about volunteering some time to community services?

[VAR: OBVOL]

RESPONSE	PUNCH	YEAR										COL. 1099
		1972-82	1982B	1983-87	1987B	1988-91	1993	1994	1996	1998	2000	ALL
Very important 1		0	0	451	0	0	0	0	0	0	0	451
Somewhat important 2		0	0	808	0	0	0	0	0	0	0	808
Not an obligation 3		0	0	182	0	0	0	0	0	0	0	182
Don't know 8		0	0	11	0	0	0	0	0	0	0	11
No answer 9		0	0	21	0	0	0	0	0	0	0	21
Not applicable BK	13626	354	6069	353	5907	1606	2992	2904	2832	2817	39460	

C. How about serving on a jury if called?

[VAR: OBJURY]

RESPONSE	PUNCH	YEAR										COL. 1100
		1972-82	1982B	1983-87	1987B	1988-91	1993	1994	1996	1998	2000	ALL
Very important 1		0	0	941	0	0	0	0	0	0	0	941
Somewhat important 2		0	0	418	0	0	0	0	0	0	0	418
Not an obligation 3		0	0	79	0	0	0	0	0	0	0	79
Don't know 8		0	0	12	0	0	0	0	0	0	0	12
No answer 9		0	0	23	0	0	0	0	0	0	0	23
Not applicable BK	13626	354	6069	353	5907	1606	2992	2904	2832	2817	39460	

D. Reporting a crime that he or she may have witnessed?

[VAR: OB911]

RESPONSE	PUNCH	YEAR										COL. 1101
		1972-82	1982B	1983-87	1987B	1988-91	1993	1994	1996	1998	2000	ALL
Very important 1		0	0	1312	0	0	0	0	0	0	0	1312
Somewhat important 2		0	0	114	0	0	0	0	0	0	0	114
Not an obligation 3		0	0	16	0	0	0	0	0	0	0	16
Don't know 8		0	0	8	0	0	0	0	0	0	0	8
No answer 9		0	0	23	0	0	0	0	0	0	0	23
Not applicable BK	13626	354	6069	353	5907	1606	2992	2904	2832	2817	39460	

E. How about being able to speak and understand English?

[VAR: OBENG]

RESPONSE	PUNCH	YEAR										COL. 1102
		1972-82	1982B	1983-87	1987B	1988-91	1993	1994	1996	1998	2000	ALL
Very important	1	0	0	1207	0	0	0	0	0	0	0	1207
Somewhat important	2	0	0	200	0	0	0	0	0	0	0	200
Not an obligation	3	0	0	39	0	0	0	0	0	0	0	39
Don't know	8	0	0	6	0	0	0	0	0	0	0	6
No answer	9	0	0	21	0	0	0	0	0	0	0	21
Not applicable	BK	13626	354	6069	353	5907	1606	2992	2904	2832	2817	39460

F. Keeping fully informed about news and public issues?

[VAR: OBKNOW]

RESPONSE	PUNCH	YEAR										COL. 1103
		1972-82	1982B	1983-87	1987B	1988-91	1993	1994	1996	1998	2000	ALL
Very important	1	0	0	813	0	0	0	0	0	0	0	813
Somewhat important	2	0	0	545	0	0	0	0	0	0	0	545
Not an obligation	3	0	0	81	0	0	0	0	0	0	0	81
Don't know	8	0	0	11	0	0	0	0	0	0	0	11
No answer	9	0	0	23	0	0	0	0	0	0	0	23
Not applicable	BK	13626	354	6069	353	5907	1606	2992	2904	2832	2817	39460

G. How about, for young men, serving in the military during peacetime?

[VAR: OBMEPAX]

RESPONSE	PUNCH	YEAR										COL. 1104
		1972-82	1982B	1983-87	1987B	1988-91	1993	1994	1996	1998	2000	ALL
Very important	1	0	0	476	0	0	0	0	0	0	0	476
Somewhat important	2	0	0	700	0	0	0	0	0	0	0	700
Not an obligation	3	0	0	256	0	0	0	0	0	0	0	256
Don't know	8	0	0	18	0	0	0	0	0	0	0	18
No answer	9	0	0	23	0	0	0	0	0	0	0	23
Not applicable	BK	13626	354	6069	353	5907	1606	2992	2904	2832	2817	39460

H. For young men, serving in the military when the country is at war?

[VAR: OBMEWAR]

RESPONSE	PUNCH	YEAR										COL. 1105
		1972-82	1982B	1983-87	1987B	1988-91	1993	1994	1996	1998	2000	ALL
Very important	1	0	0	1208	0	0	0	0	0	0	0	1208
Somewhat important	2	0	0	198	0	0	0	0	0	0	0	198
Not an obligation	3	0	0	34	0	0	0	0	0	0	0	34
Don't know	8	0	0	12	0	0	0	0	0	0	0	12
No answer	9	0	0	21	0	0	0	0	0	0	0	21
Not applicable	BK	13626	354	6069	353	5907	1606	2992	2904	2832	2817	39460

I. For young women, serving in the military during peacetime?

[VAR: OBFEPAX]

RESPONSE	PUNCH	YEAR										COL. 1106
		1972-82	1982B	1983-87	1987B	1988-91	1993	1994	1996	1998	2000	ALL
Very important	1	0	0	256	0	0	0	0	0	0	0	256
Somewhat important	2	0	0	725	0	0	0	0	0	0	0	725
Not an obligation	3	0	0	449	0	0	0	0	0	0	0	449
Don't know	8	0	0	20	0	0	0	0	0	0	0	20
No answer	9	0	0	23	0	0	0	0	0	0	0	23
Not applicable	BK	13626	354	6069	353	5907	1606	2992	2904	2832	2817	39460

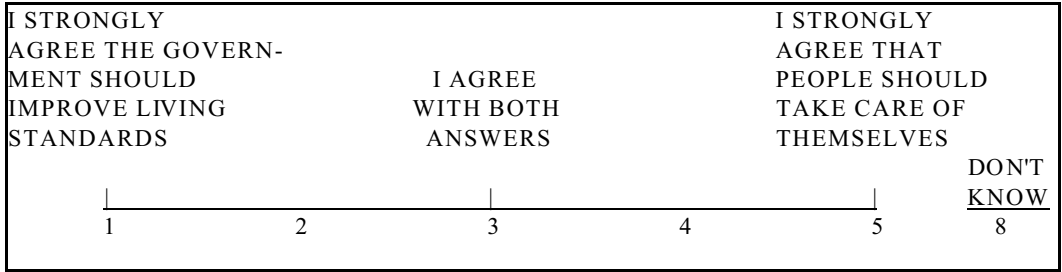
J. For young women, serving in the military when the country is at war?

[VAR: OBFEGWAR]

RESPONSE	PUNCH	YEAR										COL. 1107
		1972-82	1982B	1983-87	1987B	1988-91	1993	1994	1996	1998	2000	ALL
Very important	1	0	0	663	0	0	0	0	0	0	0	663
Somewhat important	2	0	0	531	0	0	0	0	0	0	0	531
Not an obligation	3	0	0	237	0	0	0	0	0	0	0	237
Don't know	8	0	0	16	0	0	0	0	0	0	0	16
No answer	9	0	0	26	0	0	0	0	0	0	0	26
Not applicable	BK	13626	354	6069	353	5907	1606	2992	2904	2832	2817	39460

309. I'd like to talk with you about issues some people tell us are important. Please look at CARD BC. Some people think that the government in Washington should do everything possible to improve the standard of living of all poor Americans; they are at Point 1 on this card. Other people think it is not the government's responsibility, and that each person should take care of himself; they are at Point 5.

HAND
CARD BC



A. Where would you place yourself on this scale, or haven't you have up your mind on this?

[VAR: HELPPPOOR]

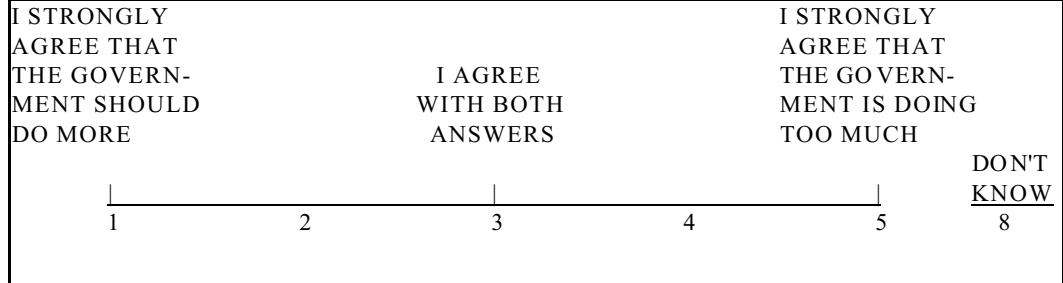
RESPONSE	PUNCH	YEAR										COL. 1108
		1972-82	1982B	1983-87	1987B	1988-91	1993	1994	1996	1998	2000	ALL
Government	1	434	0	1036	147	680	131	252	248	239	263	3430
.	2	147	0	752	45	579	142	268	231	240	237	2641
Agree with both	3	518	0	2603	108	1708	501	870	871	818	786	8783
.	4	155	0	785	20	502	145	318	297	316	309	2847
People	5	194	0	614	21	360	109	232	204	230	227	2191
Don't know	8	42	0	190	8	110	25	58	67	62	65	627
No answer	9	0	0	28	4	9	4	13	7	6	9	80
Not applicable	BK	12136	354	1534	0	1959	549	981	979	921	921	20334

REMARKS: Card BC contained responses for punches 1-5.

FOR Q'S 309 THROUGH 312: IF RESPONDENT HAS NOT MAKE UP HIS/HER MIND ON AN ISSUE, CODE "DON'T KNOW." THIS IS AN ACCEPTABLE RESPONSE. DO NOT PROBE.

310. Now look at CARD BD. Some people think that the government in Washington is trying to do too many things that should be left to individuals and private businesses. Others disagree and think that the government should do even more to solve our country's problems. Still others have opinions somewhere in between.

HAND
CARD BD



A. Where would you place your self on this scale, or haven't you made up your mind on this?

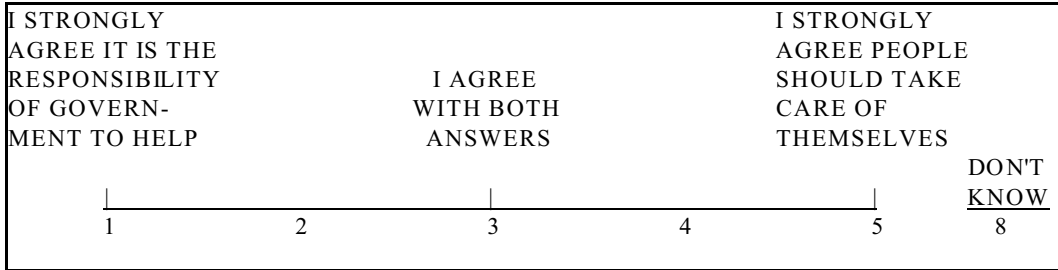
[VAR: HELPNOT]

RESPONSE	PUNCH	YEAR										COL. 1109
		1972-82	1982B	1983-87	1987B	1988-91	1993	1994	1996	1998	2000	ALL
Government do more 1		371	0	791	119	528	138	235	229	202	213	2826
. 2		161	0	747	57	569	156	271	239	231	226	2657
Agree with both 3		433	0	2265	107	1541	401	709	722	749	709	7636
. 4		173	0	968	22	581	162	358	324	339	331	3258
Government doing to much 5		245	0	854	17	465	155	325	304	282	313	2960
Don't know 8		104	0	346	28	256	39	98	100	105	95	1171
No answer 9		3	0	37	3	8	6	15	7	3	9	91
Not applicable BK		12136	354	1534	0	1959	549	981	979	921	921	20334

REMARKS: Card BD contained responses for punches 1-5.

311. Look at CARD BE. In general, some people think that it is the responsibility of the government in Washington to see to it that people have help in paying for doctors and hospital bills. Others think that these matters are not the responsibility of the federal government and that people should take care of these things themselves.

HAND
CARD BE



A. Where would you place yourself on this scale, or haven't you made up your mind on this?

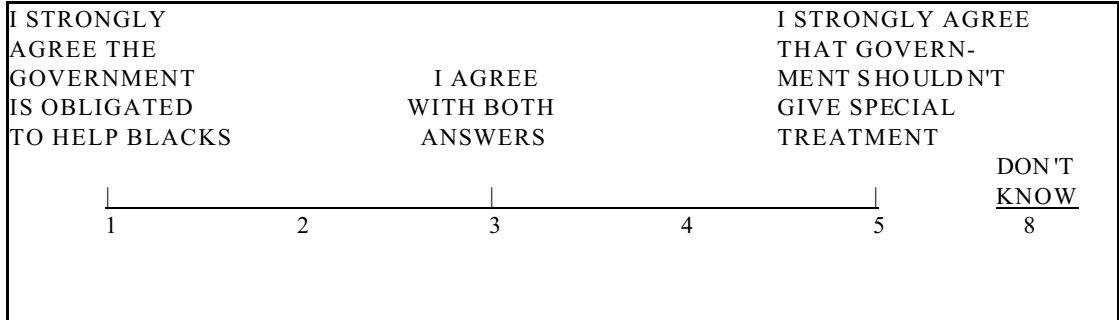
[VAR: HELPSICK]

RESPONSE	PUNCH	YEAR										COL. 1110
		1972-82	1982B	1983-87	1987B	1988-91	1993	1994	1996	1998	2000	ALL
Government help	1	532	0	1560	165	1165	297	503	518	473	539	5752
.	2	188	0	1159	55	924	234	420	403	423	402	4208
Agree with both	3	423	0	1982	100	1196	332	620	622	610	586	6471
.	4	115	0	627	16	323	98	217	198	185	194	1973
People take care	5	195	0	477	9	238	65	185	126	158	109	1562
Don't know	8	31	0	161	7	88	23	53	51	56	57	527
No answer	9	6	0	42	1	14	8	13	7	6	9	106
Not applicable	BK	12136	354	1534	0	1959	549	981	979	921	921	20334

REMARKS: Card BE contained responses for punches 1-5.

312. Now look at CARD BF. Some people think that (Blacks/Negroes/African-Americans) have been discriminated against for so long that the government has a special obligation to help improve their living standards. Others believe that the government should not be giving special treatment to (Blacks/Negroes/African-Americans).

HAND
CARD BF



A. Where would you place your self on this scale, or haven't you made up your mind on this?

[VAR: HELPBLK]

RESPONSE	PUNCH	YEAR										COL. 1111
		1972-82	1982B	1983-87	1987B	1988-91	1993	1994	1996	1998	2000	ALL
Government help	1	240	0	525	129	407	75	164	155	124	176	1995
.	2	126	0	579	53	447	105	146	163	194	173	1986
Agree with both	3	311	0	1680	104	1326	333	584	552	591	598	6079
.	4	179	0	1085	24	771	217	465	443	399	361	3944
No special treatment	5	592	0	1905	33	1313	290	581	539	526	492	6271
Don't know	8	40	0	193	9	144	30	60	63	70	81	690
No answer	9	2	0	41	1	13	7	11	10	7	15	107
Not applicable	BK	12136	354	1534	0	1486	549	981	979	921	921	19861

REMARKS: Card BF contained responses to punches 1-5.

**1985 Topical Module: Social Networks
(Qs. 313-327)**

313. From time to time, most people discuss important matters with other people. Looking back over the last six months - who are the people with whom you discussed matters important to you? Just tell me their first names or initials. IF LESS THAN 5 NAMES MENTIONED, PROBE, Anyone else? ONLY RECORD FIRST 5 NAMES.

LIST ALL NAMES IN ORDER ACROSS THE TOP OF THE MATRIX (SEE 2 PAGES AHEAD). THEN WRITE NAMES 2-5 DOWN THE SIDE OF THE MATRIX.

A. INTERVIEWER CHECK: HOW MANY NAMES WERE MENTIONED? ____

[VAR: NUMGIVEN]

RESPONSE	PUNCH	YEAR										COL. 1112	
		1972-82	1982B	1983-87	1987B	1988-91	1993	1994	1996	1998	2000	ALL	
0 (SKIP TO Q. 327)	0	0	0	197	37	0	0	0	0	0	0	0	234
1 (SKIP TO Q. 316)	1	0	0	438	77	0	0	0	0	0	0	0	515
2 (GO TO Q. 314)	2	0	0	512	73	0	0	0	0	0	0	0	585
3 (GO TO Q. 314)	3	0	0	1031	139	0	0	0	0	0	0	0	1170
4 (GO TO Q. 314)	4	0	0	333	12	0	0	0	0	0	0	0	345
5 (GO TO Q. 314)	5	0	0	339	8	0	0	0	0	0	0	0	347
6+ (GO TO Q. 314)	6	0	0	131	4	0	0	0	0	0	0	0	135
No answer	9	0	0	19	3	0	0	0	0	0	0	0	22
Not applicable	BK	13626	354	4542	0	5907	1606	2992	2904	2832	2817	37580	

314. Do you feel equally close to all these people?

[VAR: EQCLOSE]

RESPONSE	PUNCH	YEAR										COL. 1113	
		1972-82	1982B	1983-87	1987B	1988-91	1993	1994	1996	1998	2000	ALL	
Yes (GO TO Q. 315)	1	0	0	1297	166	0	0	0	0	0	0	0	1463
No (ASK A)	2	0	0	1000	65	0	0	0	0	0	0	0	1065
No answer	9	0	0	68	8	0	0	0	0	0	0	0	76
Not applicable	BK	13626	354	5177	114	5907	1606	2992	2904	2832	2817	38329	

A. Which of these people do you feel especially close to? REFER TO MATRIX ON PAGE 338 FOR NAME NUMBERS. CODE ALL RESPONDENT FEELS ESPECIALLY CLOSE TO, IF ONLY ONE MENTIONED, PROBE: Anyone else?

1. First name

[VAR: RCLOSE1]

RESPONSE	PUNCH	YEAR										COL. 1114	
		1972-82	1982B	1983-87	1987B	1988-91	1993	1994	1996	1998	2000	ALL	
Mentioned	1	0	0	736	48	0	0	0	0	0	0	0	784
Not mentioned	2	0	0	264	17	0	0	0	0	0	0	0	281
No answer	9	0	0	68	8	0	0	0	0	0	0	0	76
Not applicable	BK	13626	354	6474	280	5907	1606	2992	2904	2832	2817	39792	

2. Second name

[VAR: RCLOSE2]

RESPONSE	PUNCH	YEAR										COL. 1115
		1972-82	1982B	1983-87	1987B	1988-91	1993	1994	1996	1998	2000	ALL
Mentioned	1	0	0	342	23	0	0	0	0	0	0	365
Not mentioned	2	0	0	658	42	0	0	0	0	0	0	700
No answer	9	0	0	68	8	0	0	0	0	0	0	76
Not applicable	BK	13626	354	6474	280	5907	1606	2992	2904	2832	2817	39792

3. Third name

[VAR: RCLOSE3]

RESPONSE	PUNCH	YEAR										COL. 1116
		1972-82	1982B	1983-87	1987B	1988-91	1993	1994	1996	1998	2000	ALL
Mentioned	1	0	0	183	9	0	0	0	0	0	0	192
Not mentioned	2	0	0	663	38	0	0	0	0	0	0	701
No answer	9	0	0	41	4	0	0	0	0	0	0	45
Not applicable	BK	13626	354	6655	302	5907	1606	2992	2904	2832	2817	39995

4. Fourth name

[VAR: RCLOSE4]

RESPONSE	PUNCH	YEAR										COL. 1117
		1972-82	1982B	1983-87	1987B	1988-91	1993	1994	1996	1998	2000	ALL
Mentioned	1	0	0	97	0	0	0	0	0	0	0	97
Not mentioned	2	0	0	225	0	0	0	0	0	0	0	225
No answer	9	0	0	5	0	0	0	0	0	0	0	5
Not applicable	BK	13626	354	7215	353	5907	1606	2992	2904	2832	2817	40606

5. Fifth name

[VAR: RCLOSE5]

RESPONSE	PUNCH	YEAR										COL. 1118
		1972-82	1982B	1983-87	1987B	1988-91	1993	1994	1996	1998	2000	ALL
Mentioned	1	0	0	54	0	0	0	0	0	0	0	54
Not mentioned	2	0	0	148	0	0	0	0	0	0	0	148
No answer	9	0	0	4	0	0	0	0	0	0	0	4
Not applicable	BK	13626	354	7336	353	5907	1606	2992	2904	2832	2817	40727

REMARKS: See Appendix N for across survey changes.

315. IF LESS THAN 5 NAMES MENTIONED CROSS OUT UNUSED BOXES.

Please think about the relations between the people you just mentioned. Some of them may be total strangers in the sense that they wouldn't recognize each other if they bumped into each other on the street. Others may be especially close, as close or closer to each other as they are to you.

First, think about NAME 1 and NAME 2.
ASK Q.315 FOR FIRST PAIR.

A. Are _____ and _____ total strangers?

IF YES.....(ASK Q.315A FOR NEXT PAIR DOWN)
IF NO.....(ASK Q.315B)

B. Are they especially close? PROBE: As close or closer to each other as they are to you?

IF YES.....(ASK Q.315A FOR NEXT PAIR DOWN)
IF NO.....(ASK Q.315A FOR NEXT PAIR DOWN)

PERSON	NAME1	NAME2	NAME3	NAME4	NAME5
--------	-------	-------	-------	-------	-------

NAME 2	A. Yes...1 No....2				
	B. Yes...1 No....2				

NAME 3	A. Yes...1 No....2	A. Yes...1 No....2			
	B. Yes...1 No....2	B. Yes...1 No....2			

NAME 4	A. Yes...1 No....2	A. Yes...1 No....2	A. Yes...1 No....2		
	B. Yes...1 No....2	B. Yes...1 No....2	B. Yes...1 No....2		

NAME 5	A. Yes...1 No....2	A. Yes...1 No....2	A. Yes...1 No....2	A. Yes...1 No....2	
	B. Yes...1 No....2	B. Yes...1 No....2	B. Yes...1 No....2	B. Yes...1 No....2	

1. Closeness of First and Second Persons

[VAR: CLOSE12]

RESPONSE	PUNCH	YEAR										COL. 1125
		1972-82	1982B	1983-87	1987B	1988-91	1993	1994	1996	1998	2000	ALL
Especially close	1	0	0	540	0	0	0	0	0	0	0	540
Neither close nor strangers .	2	0	0	471	0	0	0	0	0	0	0	471
Total strangers	3	0	0	147	0	0	0	0	0	0	0	147
No answer	9	0	0	12	0	0	0	0	0	0	0	12
Not applicable	BK	13626	354	6372	353	5907	1606	2992	2904	2832	2817	39763

2. Closeness of First and Third Persons

[VAR: CLOSE13]

RESPONSE	PUNCH	YEAR										COL. 1126
		1972-82	1982B	1983-87	1987B	1988-91	1993	1994	1996	1998	2000	ALL
Especially close	1	0	0	361	0	0	0	0	0	0	0	361
Neither close nor strangers .	2	0	0	397	0	0	0	0	0	0	0	397
Total strangers	3	0	0	148	0	0	0	0	0	0	0	148
No answer	9	0	0	29	0	0	0	0	0	0	0	29
Not applicable	BK	13626	354	6607	353	5907	1606	2992	2904	2832	2817	39998

3. Closeness of First and Fourth Persons

[VAR: CLOSE14]

RESPONSE	PUNCH	YEAR										COL. 1127
		1972-82	1982B	1983-87	1987B	1988-91	1993	1994	1996	1998	2000	ALL
Especially close	1	0	0	213	0	0	0	0	0	0	0	213
Neither close nor strangers .	2	0	0	257	0	0	0	0	0	0	0	257
Total strangers	3	0	0	123	0	0	0	0	0	0	0	123
No answer	9	0	0	21	0	0	0	0	0	0	0	21
Not applicable	BK	13626	354	6928	353	5907	1606	2992	2904	2832	2817	40319

4. Closeness of First and Fifth Persons

[VAR: CLOSE15]

RESPONSE	PUNCH	YEAR										COL. 1128
		1972-82	1982B	1983-87	1987B	1988-91	1993	1994	1996	1998	2000	ALL
Especially close	1	0	0	132	0	0	0	0	0	0	0	132
Neither close nor strangers .	2	0	0	143	0	0	0	0	0	0	0	143
Total strangers	3	0	0	87	0	0	0	0	0	0	0	87
No answer	9	0	0	19	0	0	0	0	0	0	0	19
Not applicable	BK	13626	354	7161	353	5907	1606	2992	2904	2832	2817	40552

5. Closeness of Second and Third Persons

[VAR: CLOSE23]

RESPONSE	PUNCH	YEAR										COL. 1129
		1972-82	1982B	1983-87	1987B	1988-91	1993	1994	1996	1998	2000	ALL
Especially close	1	0	0	353	0	0	0	0	0	0	0	353
Neither close nor strangers .	2	0	0	345	0	0	0	0	0	0	0	345
Total strangers	3	0	0	214	0	0	0	0	0	0	0	214
No answer	9	0	0	23	0	0	0	0	0	0	0	23
Not applicable	BK	13626	354	6607	353	5907	1606	2992	2904	2832	2817	39998

6. Closeness of Second and Fourth Persons

[VAR: CLOSE24]

RESPONSE	PUNCH	YEAR										COL. 1130
		1972-82	1982B	1983-87	1987B	1988-91	1993	1994	1996	1998	2000	ALL
Especially close	1	0	0	187	0	0	0	0	0	0	0	187
Neither close nor strangers .	2	0	0	237	0	0	0	0	0	0	0	237
Total strangers	3	0	0	162	0	0	0	0	0	0	0	162
No answer	9	0	0	28	0	0	0	0	0	0	0	28
Not applicable	BK 13626	354	6928	353	5907	1606	2992	2904	2832	2817	40319	

7. Closeness of Second and Fifth Persons

[VAR: CLOSE25]

RESPONSE	PUNCH	YEAR										COL. 1131
		1972-82	1982B	1983-87	1987B	1988-91	1993	1994	1996	1998	2000	ALL
Especially close	1	0	0	124	0	0	0	0	0	0	0	124
Neither close nor strangers .	2	0	0	128	0	0	0	0	0	0	0	128
Total strangers	3	0	0	109	0	0	0	0	0	0	0	109
No answer	9	0	0	20	0	0	0	0	0	0	0	20
Not applicable	BK 13626	354	7161	353	5907	1606	2992	2904	2832	2817	40552	

8. Closeness of Third and Fourth Persons

[VAR: CLOSE34]

RESPONSE	PUNCH	YEAR										COL. 1132
		1972-82	1982B	1983-87	1987B	1988-91	1993	1994	1996	1998	2000	ALL
Especially close	1	0	0	254	0	0	0	0	0	0	0	254
Neither close nor strangers .	2	0	0	201	0	0	0	0	0	0	0	201
Total strangers	3	0	0	141	0	0	0	0	0	0	0	141
No answer	9	0	0	18	0	0	0	0	0	0	0	18
Not applicable	BK 13626	354	6928	353	5907	1606	2992	2904	2832	2817	40319	

9. Closeness of Third and Fifth Persons

[VAR: CLOSE35]

RESPONSE	PUNCH	YEAR										COL. 1133
		1972-82	1982B	1983-87	1987B	1988-91	1993	1994	1996	1998	2000	ALL
Especially close	1	0	0	122	0	0	0	0	0	0	0	122
Neither close nor strangers .	2	0	0	139	0	0	0	0	0	0	0	139
Total strangers	3	0	0	99	0	0	0	0	0	0	0	99
No answer	9	0	0	21	0	0	0	0	0	0	0	21
Not applicable	BK 13626	354	7161	353	5907	1606	2992	2904	2832	2817	40552	

10. Closeness of Fourth and Fifth Persons

[VAR: CLOSE45]

RESPONSE	PUNCH	YEAR										COL. 1134
		1972-82	1982B	1983-87	1987B	1988-91	1993	1994	1996	1998	2000	ALL
Especially close	1	0	0	172	0	0	0	0	0	0	0	172
Neither close nor strangers .	2	0	0	104	0	0	0	0	0	0	0	104
Total strangers	3	0	0	90	0	0	0	0	0	0	0	90
No answer	9	0	0	15	0	0	0	0	0	0	0	15
Not applicable	BK 13626	354	7161	353	5907	1606	2992	2904	2832	2817	40552	

REMARKS: Q. 315 is a recode of Qs. 315A and 315B, See Appendix D.

316. (NAME) is (male/female)? Is that correct? ASK FOR EACH NAME.

1. Sex of First Person

[VAR: SEX1]

RESPONSE	PUNCH	YEAR										COL. 1135
		1972-82	1982B	1983-87	1987B	1988-91	1993	1994	1996	1998	2000	
Male	1	0	0	676	0	0	0	0	0	0	0	676
Female	2	0	0	717	0	0	0	0	0	0	0	717
No answer	9	0	0	5	0	0	0	0	0	0	0	5
Not applicable	BK	13626	354	6144	353	5907	1606	2992	2904	2832	2817	39535

2. Sex of Second Person

[VAR: SEX2]

RESPONSE	PUNCH	YEAR										COL. 1136
		1972-82	1982B	1983-87	1987B	1988-91	1993	1994	1996	1998	2000	
Male	1	0	0	606	0	0	0	0	0	0	0	606
Female	2	0	0	559	0	0	0	0	0	0	0	559
No answer	9	0	0	5	0	0	0	0	0	0	0	5
Not applicable	BK	13626	354	6372	353	5907	1606	2992	2904	2832	2817	39763

3. Sex of Third Person

[VAR: SEX3]

RESPONSE	PUNCH	YEAR										COL. 1137
		1972-82	1982B	1983-87	1987B	1988-91	1993	1994	1996	1998	2000	
Male	1	0	0	447	0	0	0	0	0	0	0	447
Female	2	0	0	485	0	0	0	0	0	0	0	485
No answer	9	0	0	3	0	0	0	0	0	0	0	3
Not applicable	BK	13626	354	6607	353	5907	1606	2992	2904	2832	2817	39998

4. Sex of Fourth Person

[VAR: SEX4]

RESPONSE	PUNCH	YEAR										COL. 1138
		1972-82	1982B	1983-87	1987B	1988-91	1993	1994	1996	1998	2000	
Male	1	0	0	292	0	0	0	0	0	0	0	292
Female	2	0	0	319	0	0	0	0	0	0	0	319
No answer	9	0	0	3	0	0	0	0	0	0	0	3
Not applicable	BK	13626	354	6928	353	5907	1606	2992	2904	2832	2817	40319

5. Sex of Fifth Person

[VAR: SEX5]

RESPONSE	PUNCH	YEAR										COL. 1139
		1972-82	1982B	1983-87	1987B	1988-91	1993	1994	1996	1998	2000	
Male	1	0	0	194	0	0	0	0	0	0	0	194
Female	2	0	0	183	0	0	0	0	0	0	0	183
No answer	9	0	0	4	0	0	0	0	0	0	0	4
Not applicable	BK	13626	354	7161	353	5907	1606	2992	2904	2832	2817	40552

317. Is (NAME) Asian, Black, Hispanic, White or something else? ASK FOR EACH NAME.

1. Race of First Person

[VAR: RACE1]

RESPONSE	PUNCH	YEAR										COL. 1140
		1972-82	1982B	1983-87	1987B	1988-91	1993	1994	1996	1998	2000	ALL
Asian	1	0	0	14	0	0	0	0	0	0	0	14
Black	2	0	0	114	0	0	0	0	0	0	0	114
Hispanic	3	0	0	54	0	0	0	0	0	0	0	54
White	4	0	0	1201	0	0	0	0	0	0	0	1201
Other	5	0	0	7	0	0	0	0	0	0	0	7
Don't know	8	0	0	1	0	0	0	0	0	0	0	1
No answer	9	0	0	7	0	0	0	0	0	0	0	7
Not applicable	BK	13626	354	6144	353	5907	1606	2992	2904	2832	2817	39535

2. Race of Second Person

[VAR: RACE2]

RESPONSE	PUNCH	YEAR										COL. 1141
		1972-82	1982B	1983-87	1987B	1988-91	1993	1994	1996	1998	2000	ALL
Asian	1	0	0	9	0	0	0	0	0	0	0	9
Black	2	0	0	86	0	0	0	0	0	0	0	86
Hispanic	3	0	0	37	0	0	0	0	0	0	0	37
White	4	0	0	1028	0	0	0	0	0	0	0	1028
Other	5	0	0	5	0	0	0	0	0	0	0	5
No answer	9	0	0	5	0	0	0	0	0	0	0	5
Not applicable	BK	13626	354	6372	353	5907	1606	2992	2904	2832	2817	39763

3. Race of Third Person

[VAR: RACE3]

RESPONSE	PUNCH	YEAR										COL. 1142
		1972-82	1982B	1983-87	1987B	1988-91	1993	1994	1996	1998	2000	ALL
Asian	1	0	0	6	0	0	0	0	0	0	0	6
Black	2	0	0	60	0	0	0	0	0	0	0	60
Hispanic	3	0	0	32	0	0	0	0	0	0	0	32
White	4	0	0	826	0	0	0	0	0	0	0	826
Other	5	0	0	6	0	0	0	0	0	0	0	6
No answer	9	0	0	5	0	0	0	0	0	0	0	5
Not applicable	BK	13626	354	6607	353	5907	1606	2992	2904	2832	2817	39998

4. Race of Fourth Person

[VAR: RACE4]

RESPONSE	PUNCH	YEAR										COL. 1143
		1972-82	1982B	1983-87	1987B	1988-91	1993	1994	1996	1998	2000	ALL
Asian	1	0	0	2	0	0	0	0	0	0	0	2
Black	2	0	0	39	0	0	0	0	0	0	0	39
Hispanic	3	0	0	22	0	0	0	0	0	0	0	22
White	4	0	0	542	0	0	0	0	0	0	0	542
Other	5	0	0	4	0	0	0	0	0	0	0	4
No answer	9	0	0	5	0	0	0	0	0	0	0	5
Not applicable	BK	13626	354	6928	353	5907	1606	2992	2904	2832	2817	40319

5. Race of Fifth Person

[VAR: RACE5]

RESPONSE	PUNCH	YEAR										COL. 1144
		1972-82	1982B	1983-87	1987B	1988-91	1993	1994	1996	1998	2000	ALL
Asian	1	0	0	1	0	0	0	0	0	0	0	1
Black	2	0	0	24	0	0	0	0	0	0	0	24
Hispanic	3	0	0	12	0	0	0	0	0	0	0	12
White	4	0	0	336	0	0	0	0	0	0	0	336
Other	5	0	0	4	0	0	0	0	0	0	0	4
No answer	9	0	0	4	0	0	0	0	0	0	0	4
Not applicable	BK	13626	354	7161	353	5907	1606	2992	2904	2832	2817	40552

318. Here is a list of some of the ways in which people are connected to each other. Some people can be connected to you in more than one way. For example, a man could be your brother and he may belong to your church and be your lawyer. When I read you a name, please tell me all the ways that person is connected to you.

HAND
CARD BG

How is (NAME) connected to you? PROBE: What other ways? ASK FOR EACH NAME.

A1. First Person is Spouse

[VAR: SPOUSE1]

RESPONSE	PUNCH	YEAR										COL. 1145
		1972-82	1982B	1983-87	1987B	1988-91	1993	1994	1996	1998	2000	ALL
Yes	1	0	0	944	50	0	0	0	0	0	0	994
No	2	0	0	1839	263	0	0	0	0	0	0	2102
No answer	9	0	0	20	3	0	0	0	0	0	0	23
Not applicable	BK	13626	354	4739	37	5907	1606	2992	2904	2832	2817	37814

A2. Second Person is Spouse

[VAR: SPOUSE2]

RESPONSE	PUNCH	YEAR										COL. 1146
		1972-82	1982B	1983-87	1987B	1988-91	1993	1994	1996	1998	2000	ALL
Yes	1	0	0	130	18	0	0	0	0	0	0	148
No	2	0	0	2211	217	0	0	0	0	0	0	2428
No answer	9	0	0	24	4	0	0	0	0	0	0	28
Not applicable	BK	13626	354	5177	114	5907	1606	2992	2904	2832	2817	38329

A3. Third Person is Spouse

[VAR: SPOUSE3]

RESPONSE	PUNCH	YEAR										COL. 1147
		1972-82	1982B	1983-87	1987B	1988-91	1993	1994	1996	1998	2000	ALL
Yes	1	0	0	97	4	0	0	0	0	0	0	101
No	2	0	0	1731	158	0	0	0	0	0	0	1889
No answer	9	0	0	25	4	0	0	0	0	0	0	29
Not applicable	BK	13626	354	5689	187	5907	1606	2992	2904	2832	2817	38914

A4. Fourth Person is Spouse

[VAR: SPOUSE4]

RESPONSE	PUNCH	YEAR										COL. 1148
		1972-82	1982B	1983-87	1987B	1988-91	1993	1994	1996	1998	2000	ALL
Yes	1	0	0	24	0	0	0	0	0	0	0	24
No	2	0	0	587	0	0	0	0	0	0	0	587
No answer	9	0	0	3	0	0	0	0	0	0	0	3
Not applicable	BK	13626	354	6928	353	5907	1606	2992	2904	2832	2817	40319

A5. Fifth Person is Spouse

[VAR: SPOUSE5]

RESPONSE	PUNCH	YEAR										COL. 1149
		1972-82	1982B	1983-87	1987B	1988-91	1993	1994	1996	1998	2000	ALL
Yes	1	0	0	16	0	0	0	0	0	0	0	16
No	2	0	0	362	0	0	0	0	0	0	0	362
No answer	9	0	0	3	0	0	0	0	0	0	0	3
Not applicable	BK	13626	354	7161	353	5907	1606	2992	2904	2832	2817	40552

B1. First Person is Parent

[VAR: PARENT1]

RESPONSE	PUNCH	YEAR										COL. 1150
		1972-82	1982B	1983-87	1987B	1988-91	1993	1994	1996	1998	2000	ALL
Yes	1	0	0	302	58	0	0	0	0	0	0	360
No	2	0	0	2481	255	0	0	0	0	0	0	2736
No answer	9	0	0	20	3	0	0	0	0	0	0	23
Not applicable	BK	13626	354	4739	37	5907	1606	2992	2904	2832	2817	37814

B2. Second Person is Parent

[VAR: PARENT2]

RESPONSE	PUNCH	YEAR										COL. 1151
		1972-82	1982B	1983-87	1987B	1988-91	1993	1994	1996	1998	2000	ALL
Yes	1	0	0	370	28	0	0	0	0	0	0	398
No	2	0	0	1971	207	0	0	0	0	0	0	2178
No answer	9	0	0	24	4	0	0	0	0	0	0	28
Not applicable	BK	13626	354	5177	114	5907	1606	2992	2904	2832	2817	38329

B3. Third Person is Parent

[VAR: PARENT3]

RESPONSE	PUNCH	YEAR										COL. 1152
		1972-82	1982B	1983-87	1987B	1988-91	1993	1994	1996	1998	2000	ALL
Yes	1	0	0	230	18	0	0	0	0	0	0	248
No	2	0	0	1598	144	0	0	0	0	0	0	1742
No answer	9	0	0	25	4	0	0	0	0	0	0	29
Not applicable	BK	13626	354	5689	187	5907	1606	2992	2904	2832	2817	38914

B4. Fourth Person is Parent

[VAR: PARENT4]

RESPONSE	PUNCH	YEAR										COL.	1153
		1972-82	1982B	1983-87	1987B	1988-91	1993	1994	1996	1998	2000	ALL	
Yes	1	0	0	69	0	0	0	0	0	0	0	69	
No	2	0	0	542	0	0	0	0	0	0	0	542	
No answer	9	0	0	3	0	0	0	0	0	0	0	3	
Not applicable	BK	13626	354	6928	353	5907	1606	2992	2904	2832	2817	40319	

B5. Fifth Person is Parent

[VAR: PARENT5]

RESPONSE	PUNCH	YEAR										COL.	1154
		1972-82	1982B	1983-87	1987B	1988-91	1993	1994	1996	1998	2000	ALL	
Yes	1	0	0	38	0	0	0	0	0	0	0	38	
No	2	0	0	340	0	0	0	0	0	0	0	340	
No answer	9	0	0	3	0	0	0	0	0	0	0	3	
Not applicable	BK	13626	354	7161	353	5907	1606	2992	2904	2832	2817	40552	

C1. First Person is Sibling

[VAR: SIBLING1]

RESPONSE	PUNCH	YEAR										COL.	1155
		1972-82	1982B	1983-87	1987B	1988-91	1993	1994	1996	1998	2000	ALL	
Yes	1	0	0	181	31	0	0	0	0	0	0	212	
No	2	0	0	2602	282	0	0	0	0	0	0	2884	
No answer	9	0	0	20	3	0	0	0	0	0	0	23	
Not applicable	BK	13626	354	4739	37	5907	1606	2992	2904	2832	2817	37814	

C2. Second Person is Sibling

[VAR: SIBLING2]

RESPONSE	PUNCH	YEAR										COL.	1156
		1972-82	1982B	1983-87	1987B	1988-91	1993	1994	1996	1998	2000	ALL	
Yes	1	0	0	212	22	0	0	0	0	0	0	234	
No	2	0	0	2129	213	0	0	0	0	0	0	2342	
No answer	9	0	0	24	4	0	0	0	0	0	0	28	
Not applicable	BK	13626	354	5177	114	5907	1606	2992	2904	2832	2817	38329	

C3. Third Person is Sibling

[VAR: SIBLING3]

RESPONSE	PUNCH	YEAR										COL.	1157
		1972-82	1982B	1983-87	1987B	1988-91	1993	1994	1996	1998	2000	ALL	
Yes	1	0	0	180	21	0	0	0	0	0	0	201	
No	2	0	0	1649	141	0	0	0	0	0	0	1790	
No answer	9	0	0	24	4	0	0	0	0	0	0	28	
Not applicable	BK	13626	354	5689	187	5907	1606	2992	2904	2832	2817	38914	

C4. Fourth Person is Sibling

[VAR: SIBLING4]

RESPONSE	PUNCH	YEAR										COL. 1158
		1972-82	1982B	1983-87	1987B	1988-91	1993	1994	1996	1998	2000	ALL
Yes	1	0	0	71	0	0	0	0	0	0	0	71
No	2	0	0	540	0	0	0	0	0	0	0	540
No answer	9	0	0	3	0	0	0	0	0	0	0	3
Not applicable	BK	13626	354	6928	353	5907	1606	2992	2904	2832	2817	40319

C5. Fifth Person is Sibling

[VAR: SIBLING5]

RESPONSE	PUNCH	YEAR										COL. 1159
		1972-82	1982B	1983-87	1987B	1988-91	1993	1994	1996	1998	2000	ALL
Yes	1	0	0	41	0	0	0	0	0	0	0	41
No	2	0	0	337	0	0	0	0	0	0	0	337
No answer	9	0	0	3	0	0	0	0	0	0	0	3
Not applicable	BK	13626	354	7161	353	5907	1606	2992	2904	2832	2817	40552

D1. First Person is Child

[VAR: CHILD1]

RESPONSE	PUNCH	YEAR										COL. 1160
		1972-82	1982B	1983-87	1987B	1988-91	1993	1994	1996	1998	2000	ALL
Yes	1	0	0	199	11	0	0	0	0	0	0	210
No	2	0	0	2584	302	0	0	0	0	0	0	2886
No answer	9	0	0	20	3	0	0	0	0	0	0	23
Not applicable	BK	13626	354	4739	37	5907	1606	2992	2904	2832	2817	37814

D2. Second Person is Child

[VAR: CHILD2]

RESPONSE	PUNCH	YEAR										COL. 1161
		1972-82	1982B	1983-87	1987B	1988-91	1993	1994	1996	1998	2000	ALL
Yes	1	0	0	283	14	0	0	0	0	0	0	297
No	2	0	0	2058	221	0	0	0	0	0	0	2279
No answer	9	0	0	24	4	0	0	0	0	0	0	28
Not applicable	BK	13626	354	5177	114	5907	1606	2992	2904	2832	2817	38329

D3. Third Person is Child

[VAR: CHILD3]

RESPONSE	PUNCH	YEAR										COL. 1162
		1972-82	1982B	1983-87	1987B	1988-91	1993	1994	1996	1998	2000	ALL
Yes	1	0	0	193	8	0	0	0	0	0	0	201
No	2	0	0	1635	154	0	0	0	0	0	0	1789
No answer	9	0	0	25	4	0	0	0	0	0	0	29
Not applicable	BK	13626	354	5689	187	5907	1606	2992	2904	2832	2817	38914

D4. Fourth Person is Child

[VAR: CHILD4]

RESPONSE	PUNCH	YEAR										COL. 1163
		1972-82	1982B	1983-87	1987B	1988-91	1993	1994	1996	1998	2000	ALL
Yes	1	0	0	69	0	0	0	0	0	0	0	69
No	2	0	0	542	0	0	0	0	0	0	0	542
No answer	9	0	0	3	0	0	0	0	0	0	0	3
Not applicable	BK	13626	354	6928	353	5907	1606	2992	2904	2832	2817	40319

D5. Fifth Person is Child

[VAR: CHILD5]

RESPONSE	PUNCH	YEAR										COL. 1164
		1972-82	1982B	1983-87	1987B	1988-91	1993	1994	1996	1998	2000	ALL
Yes	1	0	0	43	0	0	0	0	0	0	0	43
No	2	0	0	335	0	0	0	0	0	0	0	335
No answer	9	0	0	3	0	0	0	0	0	0	0	3
Not applicable	BK	13626	354	7161	353	5907	1606	2992	2904	2832	2817	40552

E1. First Person is Other Family Member

[VAR: OTHFAM1]

RESPONSE	PUNCH	YEAR										COL. 1165
		1972-82	1982B	1983-87	1987B	1988-91	1993	1994	1996	1998	2000	ALL
Yes	1	0	0	151	24	0	0	0	0	0	0	175
No	2	0	0	2632	289	0	0	0	0	0	0	2921
No answer	9	0	0	20	3	0	0	0	0	0	0	23
Not applicable	BK	13626	354	4739	37	5907	1606	2992	2904	2832	2817	37814

E2. Second Person is Other Family Member

[VAR: OTHFAM2]

RESPONSE	PUNCH	YEAR										COL. 1166
		1972-82	1982B	1983-87	1987B	1988-91	1993	1994	1996	1998	2000	ALL
Yes	1	0	0	206	29	0	0	0	0	0	0	235
No	2	0	0	2136	206	0	0	0	0	0	0	2342
No answer	9	0	0	23	4	0	0	0	0	0	0	27
Not applicable	BK	13626	354	5177	114	5907	1606	2992	2904	2832	2817	38329

E3. Third Person is Other Family Member

[VAR: OTHFAM3]

RESPONSE	PUNCH	YEAR										COL. 1167
		1972-82	1982B	1983-87	1987B	1988-91	1993	1994	1996	1998	2000	ALL
Yes	1	0	0	182	20	0	0	0	0	0	0	202
No	2	0	0	1646	142	0	0	0	0	0	0	1788
No answer	9	0	0	25	4	0	0	0	0	0	0	29
Not applicable	BK	13626	354	5689	187	5907	1606	2992	2904	2832	2817	38914

E4. Fourth Person is Other Family Member

[VAR: OTHFAM4]

RESPONSE	PUNCH	YEAR										COL.	1168
		1972-82	1982B	1983-87	1987B	1988-91	1993	1994	1996	1998	2000	ALL	
Yes	1	0	0	57	0	0	0	0	0	0	0	57	
No	2	0	0	554	0	0	0	0	0	0	0	554	
No answer	9	0	0	3	0	0	0	0	0	0	0	3	
Not applicable	BK 13626	354	6928	353	5907	1606	2992	2904	2832	2817	40319		

E5. Fifth Person is Other Family Member

[VAR: OTHFAM5]

RESPONSE	PUNCH	YEAR										COL.	1169
		1972-82	1982B	1983-87	1987B	1988-91	1993	1994	1996	1998	2000	ALL	
Yes	1	0	0	42	0	0	0	0	0	0	0	42	
No	2	0	0	336	0	0	0	0	0	0	0	336	
No answer	9	0	0	3	0	0	0	0	0	0	0	3	
Not applicable	BK 13626	354	7161	353	5907	1606	2992	2904	2832	2817	40552		

F1. First Person is Co-Worker

[VAR: COWORK1]

RESPONSE	PUNCH	YEAR										COL.	1170
		1972-82	1982B	1983-87	1987B	1988-91	1993	1994	1996	1998	2000	ALL	
Yes	1	0	0	421	21	0	0	0	0	0	0	442	
No	2	0	0	2362	292	0	0	0	0	0	0	2654	
No answer	9	0	0	20	3	0	0	0	0	0	0	23	
Not applicable	BK 13626	354	4739	37	5907	1606	2992	2904	2832	2817	37814		

F2. Second Person is Co-Worker

[VAR: COWORK2]

RESPONSE	PUNCH	YEAR										COL.	1171
		1972-82	1982B	1983-87	1987B	1988-91	1993	1994	1996	1998	2000	ALL	
Yes	1	0	0	452	23	0	0	0	0	0	0	475	
No	2	0	0	1889	212	0	0	0	0	0	0	2101	
No answer	9	0	0	24	4	0	0	0	0	0	0	28	
Not applicable	BK 13626	354	5177	114	5907	1606	2992	2904	2832	2817	38329		

F3. Third Person is Co-Worker

[VAR: COWORK3]

RESPONSE	PUNCH	YEAR										COL.	1172
		1972-82	1982B	1983-87	1987B	1988-91	1993	1994	1996	1998	2000	ALL	
Yes	1	0	0	331	22	0	0	0	0	0	0	353	
No	2	0	0	1497	140	0	0	0	0	0	0	1637	
No answer	9	0	0	25	4	0	0	0	0	0	0	29	
Not applicable	BK 13626	354	5689	187	5907	1606	2992	2904	2832	2817	38914		

F4. Fourth Person is Co-Worker

[VAR: COWORK4]

RESPONSE	PUNCH	YEAR										COL.	1173
		1972-82	1982B	1983-87	1987B	1988-91	1993	1994	1996	1998	2000	ALL	
Yes	1	0	0	125	0	0	0	0	0	0	0	125	
No	2	0	0	486	0	0	0	0	0	0	0	486	
No answer	9	0	0	3	0	0	0	0	0	0	0	3	
Not applicable	BK	13626	354	6928	353	5907	1606	2992	2904	2832	2817	40319	

F5. Fifth Person is Co-Worker

[VAR: COWORK5]

RESPONSE	PUNCH	YEAR										COL.	1174
		1972-82	1982B	1983-87	1987B	1988-91	1993	1994	1996	1998	2000	ALL	
Yes	1	0	0	84	0	0	0	0	0	0	0	84	
No	2	0	0	294	0	0	0	0	0	0	0	294	
No answer	9	0	0	3	0	0	0	0	0	0	0	3	
Not applicable	BK	13626	354	7161	353	5907	1606	2992	2904	2832	2817	40552	

G1. First Person is Group Member

[VAR: MEMGRP1]

RESPONSE	PUNCH	YEAR										COL.	1175
		1972-82	1982B	1983-87	1987B	1988-91	1993	1994	1996	1998	2000	ALL	
Yes	1	0	0	498	34	0	0	0	0	0	0	532	
No	2	0	0	2285	279	0	0	0	0	0	0	2564	
No answer	9	0	0	20	3	0	0	0	0	0	0	23	
Not applicable	BK	13626	354	4739	37	5907	1606	2992	2904	2832	2817	37814	

G2. Second Person is Group Member

[VAR: MEMGRP2]

RESPONSE	PUNCH	YEAR										COL.	1176
		1972-82	1982B	1983-87	1987B	1988-91	1993	1994	1996	1998	2000	ALL	
Yes	1	0	0	365	18	0	0	0	0	0	0	383	
No	2	0	0	1976	217	0	0	0	0	0	0	2193	
No answer	9	0	0	24	4	0	0	0	0	0	0	28	
Not applicable	BK	13626	354	5177	114	5907	1606	2992	2904	2832	2817	38329	

G3. Third Person is Group Member

[VAR: MEMGRP3]

RESPONSE	PUNCH	YEAR										COL.	1177
		1972-82	1982B	1983-87	1987B	1988-91	1993	1994	1996	1998	2000	ALL	
Yes	1	0	0	282	20	0	0	0	0	0	0	302	
No	2	0	0	1546	142	0	0	0	0	0	0	1688	
No answer	9	0	0	25	4	0	0	0	0	0	0	29	
Not applicable	BK	13626	354	5689	187	5907	1606	2992	2904	2832	2817	38914	

G4. Fourth Person is Group Member

[VAR: MEMGRP4]

RESPONSE	PUNCH	YEAR										COL.	1178
		1972-82	1982B	1983-87	1987B	1988-91	1993	1994	1996	1998	2000	ALL	
Yes	1	0	0	119	0	0	0	0	0	0	0	119	
No	2	0	0	492	0	0	0	0	0	0	0	492	
No answer	9	0	0	3	0	0	0	0	0	0	0	3	
Not applicable	BK 13626	354	6928	353	5907	1606	2992	2904	2832	2817	40319		

G5. Fifth Person is Group Member

[VAR: MEMGRP5]

RESPONSE	PUNCH	YEAR										COL.	1179
		1972-82	1982B	1983-87	1987B	1988-91	1993	1994	1996	1998	2000	ALL	
Yes	1	0	0	78	0	0	0	0	0	0	0	78	
No	2	0	0	300	0	0	0	0	0	0	0	300	
No answer	9	0	0	3	0	0	0	0	0	0	0	3	
Not applicable	BK 13626	354	7161	353	5907	1606	2992	2904	2832	2817	40552		

H1. First Person is Neighbor

[VAR: NEIGHBR1]

RESPONSE	PUNCH	YEAR										COL.	1180
		1972-82	1982B	1983-87	1987B	1988-91	1993	1994	1996	1998	2000	ALL	
Yes	1	0	0	238	30	0	0	0	0	0	0	268	
No	2	0	0	2545	283	0	0	0	0	0	0	2828	
No answer	9	0	0	20	3	0	0	0	0	0	0	23	
Not applicable	BK 13626	354	4739	37	5907	1606	2992	2904	2832	2817	37814		

H2. Second Person is Neighbor

[VAR: NEIGHBR2]

RESPONSE	PUNCH	YEAR										COL.	1181
		1972-82	1982B	1983-87	1987B	1988-91	1993	1994	1996	1998	2000	ALL	
Yes	1	0	0	266	31	0	0	0	0	0	0	297	
No	2	0	0	2075	204	0	0	0	0	0	0	2279	
No answer	9	0	0	24	4	0	0	0	0	0	0	28	
Not applicable	BK 13626	354	5177	114	5907	1606	2992	2904	2832	2817	38329		

H3. Third Person is Neighbor

[VAR: NEIGHBR3]

RESPONSE	PUNCH	YEAR										COL.	1182
		1972-82	1982B	1983-87	1987B	1988-91	1993	1994	1996	1998	2000	ALL	
Yes	1	0	0	209	18	0	0	0	0	0	0	227	
No	2	0	0	1619	144	0	0	0	0	0	0	1763	
No answer	9	0	0	25	4	0	0	0	0	0	0	29	
Not applicable	BK 13626	354	5689	187	5907	1606	2992	2904	2832	2817	38914		

H4. Fourth Person is Neighbor

[VAR: NEIGHBR4]

RESPONSE	PUNCH	YEAR										COL. 1183
		1972-82	1982B	1983-87	1987B	1988-91	1993	1994	1996	1998	2000	ALL
Yes	1	0	0	61	0	0	0	0	0	0	0	61
No	2	0	0	550	0	0	0	0	0	0	0	550
No answer	9	0	0	3	0	0	0	0	0	0	0	3
Not applicable	BK 13626	354	6928	353	5907	1606	2992	2904	2832	2817	40319	

H5. Fifth Person is Neighbor

[VAR: NEIGHBR5]

RESPONSE	PUNCH	YEAR										COL. 1184
		1972-82	1982B	1983-87	1987B	1988-91	1993	1994	1996	1998	2000	ALL
Yes	1	0	0	30	0	0	0	0	0	0	0	30
No	2	0	0	348	0	0	0	0	0	0	0	348
No answer	9	0	0	3	0	0	0	0	0	0	0	3
Not applicable	BK 13626	354	7161	353	5907	1606	2992	2904	2832	2817	40552	

I1. First Person is Friend

[VAR: FRIEND1]

RESPONSE	PUNCH	YEAR										COL. 1185
		1972-82	1982B	1983-87	1987B	1988-91	1993	1994	1996	1998	2000	ALL
Yes	1	0	0	1933	203	0	0	0	0	0	0	2136
No	2	0	0	850	110	0	0	0	0	0	0	960
No answer	9	0	0	20	3	0	0	0	0	0	0	23
Not applicable	BK 13626	354	4739	37	5907	1606	2992	2904	2832	2817	37814	

I2. Second Person is Friend

[VAR: FRIEND2]

RESPONSE	PUNCH	YEAR										COL. 1186
		1972-82	1982B	1983-87	1987B	1988-91	1993	1994	1996	1998	2000	ALL
Yes	1	0	0	1675	164	0	0	0	0	0	0	1839
No	2	0	0	668	72	0	0	0	0	0	0	740
No answer	9	0	0	22	3	0	0	0	0	0	0	25
Not applicable	BK 13626	354	5177	114	5907	1606	2992	2904	2832	2817	38329	

I3. Third Person is Friend

[VAR: FRIEND3]

RESPONSE	PUNCH	YEAR										COL. 1187
		1972-82	1982B	1983-87	1987B	1988-91	1993	1994	1996	1998	2000	ALL
Yes	1	0	0	1340	120	0	0	0	0	0	0	1460
No	2	0	0	489	42	0	0	0	0	0	0	531
No answer	9	0	0	24	4	0	0	0	0	0	0	28
Not applicable	BK 13626	354	5689	187	5907	1606	2992	2904	2832	2817	38914	

I4. Fourth Person is Friend

[VAR: FRIEND4]

RESPONSE	PUNCH	YEAR										COL. 1188
		1972-82	1982B	1983-87	1987B	1988-91	1993	1994	1996	1998	2000	ALL
Yes	1	0	0	445	0	0	0	0	0	0	0	445
No	2	0	0	166	0	0	0	0	0	0	0	166
No answer	9	0	0	3	0	0	0	0	0	0	0	3
Not applicable	BK 13626	354	6928	353	5907	1606	2992	2904	2832	2817	40319	

I5. Fifth Person is Friend

[VAR: FRIENDS5]

RESPONSE	PUNCH	YEAR										COL. 1189
		1972-82	1982B	1983-87	1987B	1988-91	1993	1994	1996	1998	2000	ALL
Yes	1	0	0	270	0	0	0	0	0	0	0	270
No	2	0	0	108	0	0	0	0	0	0	0	108
No answer	9	0	0	3	0	0	0	0	0	0	0	3
Not applicable	BK 13626	354	7161	353	5907	1606	2992	2904	2832	2817	40552	

J1. First Person is Advisor

[VAR: ADVISOR1]

RESPONSE	PUNCH	YEAR										COL. 1190
		1972-82	1982B	1983-87	1987B	1988-91	1993	1994	1996	1998	2000	ALL
Yes	1	0	0	780	108	0	0	0	0	0	0	888
No	2	0	0	2003	205	0	0	0	0	0	0	2208
No answer	9	0	0	20	3	0	0	0	0	0	0	23
Not applicable	BK 13626	354	4739	37	5907	1606	2992	2904	2832	2817	37814	

J2. Second Person is Advisor

[VAR: ADVISOR2]

RESPONSE	PUNCH	YEAR										COL. 1191
		1972-82	1982B	1983-87	1987B	1988-91	1993	1994	1996	1998	2000	ALL
Yes	1	0	0	554	69	0	0	0	0	0	0	623
No	2	0	0	1789	166	0	0	0	0	0	0	1955
No answer	9	0	0	22	4	0	0	0	0	0	0	26
Not applicable	BK 13626	354	5177	114	5907	1606	2992	2904	2832	2817	38329	

J3. Third Person is Advisor

[VAR: ADVISOR3]

RESPONSE	PUNCH	YEAR										COL. 1192
		1972-82	1982B	1983-87	1987B	1988-91	1993	1994	1996	1998	2000	ALL
Yes	1	0	0	424	34	0	0	0	0	0	0	458
No	2	0	0	1405	128	0	0	0	0	0	0	1533
No answer	9	0	0	24	4	0	0	0	0	0	0	28
Not applicable	BK 13626	354	5689	187	5907	1606	2992	2904	2832	2817	38914	

J4. Fourth Person is Advisor

[VAR: ADVISOR4]

RESPONSE	PUNCH	YEAR										COL. 1193
		1972-82	1982B	1983-87	1987B	1988-91	1993	1994	1996	1998	2000	ALL
Yes	1	0	0	86	0	0	0	0	0	0	0	86
No	2	0	0	525	0	0	0	0	0	0	0	525
No answer	9	0	0	3	0	0	0	0	0	0	0	3
Not applicable	BK 13626	354	6928	353	5907	1606	2992	2904	2832	2817	40319	

J5. Fifth Person is Advisor

[VAR: ADVISOR5]

RESPONSE	PUNCH	YEAR										COL. 1194
		1972-82	1982B	1983-87	1987B	1988-91	1993	1994	1996	1998	2000	ALL
Yes	1	0	0	60	0	0	0	0	0	0	0	60
No	2	0	0	318	0	0	0	0	0	0	0	318
No answer	9	0	0	3	0	0	0	0	0	0	0	3
Not applicable	BK 13626	354	7161	353	5907	1606	2992	2904	2832	2817	40552	

K1. First Person is Other

[VAR: OTHER1]

RESPONSE	PUNCH	YEAR										COL. 1195
		1972-82	1982B	1983-87	1987B	1988-91	1993	1994	1996	1998	2000	ALL
Yes	1	0	0	76	5	0	0	0	0	0	0	81
No	2	0	0	2707	308	0	0	0	0	0	0	3015
No answer	9	0	0	20	3	0	0	0	0	0	0	23
Not applicable	BK 13626	354	4739	37	5907	1606	2992	2904	2832	2817	37814	

K2. Second Person is Other

[VAR: OTHER2]

RESPONSE	PUNCH	YEAR										COL. 1196
		1972-82	1982B	1983-87	1987B	1988-91	1993	1994	1996	1998	2000	ALL
Yes	1	0	0	41	5	0	0	0	0	0	0	46
No	2	0	0	2300	230	0	0	0	0	0	0	2530
No answer	9	0	0	24	4	0	0	0	0	0	0	28
Not applicable	BK 13626	354	5177	114	5907	1606	2992	2904	2832	2817	38329	

K3. Third Person is Other

[VAR: OTHER3]

RESPONSE	PUNCH	YEAR										COL. 1197
		1972-82	1982B	1983-87	1987B	1988-91	1993	1994	1996	1998	2000	ALL
Yes	1	0	0	30	4	0	0	0	0	0	0	34
No	2	0	0	1798	158	0	0	0	0	0	0	1956
No answer	9	0	0	25	4	0	0	0	0	0	0	29
Not applicable	BK 13626	354	5689	187	5907	1606	2992	2904	2832	2817	38914	

K4. Fourth Person is Other

[VAR: OTHER4]

RESPONSE	PUNCH	YEAR										COL. 1198
		1972-82	1982B	1983-87	1987B	1988-91	1993	1994	1996	1998	2000	ALL
Yes	1	0	0	7	0	0	0	0	0	0	0	7
No	2	0	0	604	0	0	0	0	0	0	0	604
No answer	9	0	0	3	0	0	0	0	0	0	0	3
Not applicable	BK	13626	354	6928	353	5907	1606	2992	2904	2832	2817	40319

K5. Fifth Person is Other

[VAR: OTHER5]

RESPONSE	PUNCH	YEAR										COL. 1199
		1972-82	1982B	1983-87	1987B	1988-91	1993	1994	1996	1998	2000	ALL
Yes	1	0	0	14	0	0	0	0	0	0	0	14
No	2	0	0	364	0	0	0	0	0	0	0	364
No answer	9	0	0	3	0	0	0	0	0	0	0	3
Not applicable	BK	13626	354	7161	353	5907	1606	2992	2904	2832	2817	40552

REMARKS: See Appendix N for across survey changes. Card BG showed the following:

- SPOUSE-** Your wife or husband, or person you are living with as if married
- PARENT-**
- SIBLING-** Your brother or sister
- CHILD-**
- OTHER FAMILY-** For example, grandparent, grandchildren, cousins, aunts, uncles, nephews, nieces, in-laws
- COWORKER-** Someone you work with or usually meet while working
- MEMBER OF GROUP TO WHICH YOU BELONG-** For example, someone who attends your church, or whose children attend the same school as your children, or belongs to the same club, classmate
- NEIGHBOR**
- FRIEND-** Someone with whom you get together for informal social occasions, this includes "boyfriends" and "girlfriends"
- PROFESSIONAL ADVISOR OR CONSULTANT-** A trained expert you turned to for advice; for example, a lawyer or clergyman
- OTHER-**

319. Thinking about how often you usually talk to (NAME), on the average, do you talk to (him/her) almost every day, at least once a week, at least once a month, or less than once a month? ASK FOR EACH NAME.

1. Talks to First Person

[VAR: TALKTO1]

RESPONSE	PUNCH	YEAR										COL. 1200
		1972-82	1982B	1983-87	1987B	1988-91	1993	1994	1996	1998	2000	ALL
Almost every day	1	0	0	892	0	0	0	0	0	0	0	892
At least once a week	2	0	0	335	0	0	0	0	0	0	0	335
At least once a month	3	0	0	114	0	0	0	0	0	0	0	114
Less than once a month	4	0	0	49	0	0	0	0	0	0	0	49
No answer	9	0	0	8	0	0	0	0	0	0	0	8
Not applicable	BK	13626	354	6144	353	5907	1606	2992	2904	2832	2817	39535

2. Talks to Second Person

[VAR: TALKTO2]

RESPONSE	PUNCH	YEAR										COL. 1201
		1972-82	1982B	1983-87	1987B	1988-91	1993	1994	1996	1998	2000	ALL
Almost every day	1	0	0	583	0	0	0	0	0	0	0	583
At least once a week	2	0	0	389	0	0	0	0	0	0	0	389
At least once a month	3	0	0	144	0	0	0	0	0	0	0	144
Less than once a month	4	0	0	48	0	0	0	0	0	0	0	48
No answer	9	0	0	6	0	0	0	0	0	0	0	6
Not applicable	BK	13626	354	6372	353	5907	1606	2992	2904	2832	2817	39763

3. Talks to Third Person

[VAR: TALKTO3]

RESPONSE	PUNCH	YEAR										COL. 1202
		1972-82	1982B	1983-87	1987B	1988-91	1993	1994	1996	1998	2000	ALL
Almost every day	1	0	0	377	0	0	0	0	0	0	0	377
At least once a week	2	0	0	354	0	0	0	0	0	0	0	354
At least once a month	3	0	0	144	0	0	0	0	0	0	0	144
Less than once a month	4	0	0	53	0	0	0	0	0	0	0	53
No answer	9	0	0	7	0	0	0	0	0	0	0	7
Not applicable	BK	13626	354	6607	353	5907	1606	2992	2904	2832	2817	39998

4. Talks to Fourth Person

[VAR: TALKTO4]

RESPONSE	PUNCH	YEAR										COL. 1203
		1972-82	1982B	1983-87	1987B	1988-91	1993	1994	1996	1998	2000	ALL
Almost every day	1	0	0	220	0	0	0	0	0	0	0	220
At least once a week	2	0	0	249	0	0	0	0	0	0	0	249
At least once a month	3	0	0	117	0	0	0	0	0	0	0	117
Less than once a month	4	0	0	25	0	0	0	0	0	0	0	25
No answer	9	0	0	3	0	0	0	0	0	0	0	3
Not applicable	BK	13626	354	6928	353	5907	1606	2992	2904	2832	2817	40319

5. Talks to Fifth Person

[VAR: TALKTO5]

RESPONSE	PUNCH	YEAR										COL. 1204
		1972-82	1982B	1983-87	1987B	1988-91	1993	1994	1996	1998	2000	ALL
Almost every day	1	0	0	135	0	0	0	0	0	0	0	135
At least once a week	2	0	0	137	0	0	0	0	0	0	0	137
At least once a month	3	0	0	72	0	0	0	0	0	0	0	72
Less than once a month	4	0	0	34	0	0	0	0	0	0	0	34
No answer	9	0	0	3	0	0	0	0	0	0	0	3
Not applicable	BK	13626	354	7161	353	5907	1606	2992	2904	2832	2817	40552

320. Have you known (NAME) for less than 3 years, 3 to 6 years, or more than 6 years? ASK FOR EACH NAME.

1. Known First Person

[VAR: KNOWN1]

RESPONSE	PUNCH	YEAR										COL. 1205
		1972-82	1982B	1983-87	1987B	1988-91	1993	1994	1996	1998	2000	ALL
Less than 3 years	1	0	0	144	0	0	0	0	0	0	0	144
3 to 6 years	2	0	0	200	0	0	0	0	0	0	0	200
More than 6 years	3	0	0	1042	0	0	0	0	0	0	0	1042
No answer	9	0	0	12	0	0	0	0	0	0	0	12
Not applicable	BK	13626	354	6144	353	5907	1606	2992	2904	2832	2817	39535

2. Known Second Person

[VAR: KNOWN2]

RESPONSE	PUNCH	YEAR										COL. 1206
		1972-82	1982B	1983-87	1987B	1988-91	1993	1994	1996	1998	2000	ALL
Less than 3 years	1	0	0	138	0	0	0	0	0	0	0	138
3 to 6 years	2	0	0	164	0	0	0	0	0	0	0	164
More than 6 years	3	0	0	856	0	0	0	0	0	0	0	856
No answer	9	0	0	12	0	0	0	0	0	0	0	12
Not applicable	BK	13626	354	6372	353	5907	1606	2992	2904	2832	2817	39763

3. Known Third Person

[VAR: KNOWN3]

RESPONSE	PUNCH	YEAR										COL. 1207
		1972-82	1982B	1983-87	1987B	1988-91	1993	1994	1996	1998	2000	ALL
Less than 3 years	1	0	0	117	0	0	0	0	0	0	0	117
3 to 6 years	2	0	0	137	0	0	0	0	0	0	0	137
More than 6 years	3	0	0	666	0	0	0	0	0	0	0	666
Don't know	8	0	0	1	0	0	0	0	0	0	0	1
No answer	9	0	0	14	0	0	0	0	0	0	0	14
Not applicable	BK	13626	354	6607	353	5907	1606	2992	2904	2832	2817	39998

4. Known Fourth Person

[VAR: KNOWN4]

RESPONSE	PUNCH	YEAR										COL. 1208
		1972-82	1982B	1983-87	1987B	1988-91	1993	1994	1996	1998	2000	ALL
Less than 3 years	1	0	0	73	0	0	0	0	0	0	0	73
3 to 6 years	2	0	0	105	0	0	0	0	0	0	0	105
More than 6 years	3	0	0	427	0	0	0	0	0	0	0	427
Don't know	8	0	0	1	0	0	0	0	0	0	0	1
No answer	9	0	0	8	0	0	0	0	0	0	0	8
Not applicable	BK	13626	354	6928	353	5907	1606	2992	2904	2832	2817	40319

5. Known Fifth Person

[VAR: KNOWN5]

RESPONSE	PUNCH	YEAR										COL. 1209
		1972-82	1982B	1983-87	1987B	1988-91	1993	1994	1996	1998	2000	
Less than 3 years	1	0	0	52	0	0	0	0	0	0	0	52
3 to 6 years	2	0	0	55	0	0	0	0	0	0	0	55
More than 6 years	3	0	0	269	0	0	0	0	0	0	0	269
Don't know	8	0	0	1	0	0	0	0	0	0	0	1
No answer	9	0	0	4	0	0	0	0	0	0	0	4
Not applicable	BK	13626	354	7161	353	5907	1606	2992	2904	2832	2817	40552

321. This card (CARD BH) lists general levels of education. As far as you know, what is (NAME)'s highest level of education? PROBE: Your best guess. RECORD VERBATIM IF NOT CODEABLE. ASK FOR EACH NAME.

HAND
CARD BH

1. Education of First Person

[VAR: EDUC1]

RESPONSE	PUNCH	YEAR										COL. 1210
		1972-82	1982B	1983-87	1987B	1988-91	1993	1994	1996	1998	2000	
1-6 years	0	0	0	17	0	0	0	0	0	0	0	17
7-9 years	1	0	0	84	0	0	0	0	0	0	0	84
10-12 years	2	0	0	168	0	0	0	0	0	0	0	168
High School Graduate	3	0	0	463	0	0	0	0	0	0	0	463
Some college	4	0	0	231	0	0	0	0	0	0	0	231
Associate degree	5	0	0	63	0	0	0	0	0	0	0	63
Bachelor's degree	6	0	0	193	0	0	0	0	0	0	0	193
Graduate or professional	7	0	0	142	0	0	0	0	0	0	0	142
Don't know	8	0	0	25	0	0	0	0	0	0	0	25
No answer	9	0	0	12	0	0	0	0	0	0	0	12
Not applicable	BK	13626	354	6144	353	5907	1606	2992	2904	2832	2817	39535

2. Education of Second Person

[VAR: EDUC2]

RESPONSE	PUNCH	YEAR										COL. 1211
		1972-82	1982B	1983-87	1987B	1988-91	1993	1994	1996	1998	2000	
1-6 years	0	0	0	17	0	0	0	0	0	0	0	17
7-9 years	1	0	0	70	0	0	0	0	0	0	0	70
10-12 years	2	0	0	107	0	0	0	0	0	0	0	107
High School Graduate	3	0	0	393	0	0	0	0	0	0	0	393
Some college	4	0	0	182	0	0	0	0	0	0	0	182
Associate degree	5	0	0	28	0	0	0	0	0	0	0	28
Bachelor's degree	6	0	0	179	0	0	0	0	0	0	0	179
Graduate or professional	7	0	0	143	0	0	0	0	0	0	0	143
Don't Know	8	0	0	38	0	0	0	0	0	0	0	38
No answer	9	0	0	13	0	0	0	0	0	0	0	13
Not applicable	BK	13626	354	6372	353	5907	1606	2992	2904	2832	2817	39763

3. Education of Third Person

[VAR: EDUC3]

RESPONSE	PUNCH	YEAR										COL. 1212
		1972-82	1982B	1983-87	1987B	1988-91	1993	1994	1996	1998	2000	ALL
1-6 years	0	0	0	13	0	0	0	0	0	0	0	13
7-9 years	1	0	0	46	0	0	0	0	0	0	0	46
10-12 years	2	0	0	82	0	0	0	0	0	0	0	82
High School Graduate	3	0	0	322	0	0	0	0	0	0	0	322
Some college	4	0	0	157	0	0	0	0	0	0	0	157
Associate degree	5	0	0	34	0	0	0	0	0	0	0	34
Bachelor's degree	6	0	0	128	0	0	0	0	0	0	0	128
Graduate or professional	7	0	0	113	0	0	0	0	0	0	0	113
Don't know	8	0	0	27	0	0	0	0	0	0	0	27
No answer	9	0	0	13	0	0	0	0	0	0	0	13
Not applicable	BK	13626	354	6607	353	5907	1606	2992	2904	2832	2817	39998

4. Education of Fourth Person

[VAR: EDUC4]

RESPONSE	PUNCH	YEAR										COL. 1213
		1972-82	1982B	1983-87	1987B	1988-91	1993	1994	1996	1998	2000	ALL
1-6 years	0	0	0	15	0	0	0	0	0	0	0	15
7-9 years	1	0	0	24	0	0	0	0	0	0	0	24
10-12 years	2	0	0	52	0	0	0	0	0	0	0	52
High School Graduate	3	0	0	184	0	0	0	0	0	0	0	184
Some college	4	0	0	106	0	0	0	0	0	0	0	106
Associate degree	5	0	0	23	0	0	0	0	0	0	0	23
Bachelor's degree	6	0	0	117	0	0	0	0	0	0	0	117
Graduate or professional	7	0	0	67	0	0	0	0	0	0	0	67
Don't know	8	0	0	16	0	0	0	0	0	0	0	16
No answer	9	0	0	10	0	0	0	0	0	0	0	10
Not applicable	BK	13626	354	6928	353	5907	1606	2992	2904	2832	2817	40319

5. Education of Fifth Person

[VAR: EDUC5]

RESPONSE	PUNCH	YEAR										COL. 1214
		1972-82	1982B	1983-87	1987B	1988-91	1993	1994	1996	1998	2000	ALL
1-6 years	0	0	0	6	0	0	0	0	0	0	0	6
7-9 years	1	0	0	22	0	0	0	0	0	0	0	22
10-12 years	2	0	0	24	0	0	0	0	0	0	0	24
High School Graduate	3	0	0	104	0	0	0	0	0	0	0	104
Some college	4	0	0	77	0	0	0	0	0	0	0	77
Associate degree	5	0	0	14	0	0	0	0	0	0	0	14
Bachelor's degree	6	0	0	67	0	0	0	0	0	0	0	67
Graduate or professional	7	0	0	52	0	0	0	0	0	0	0	52
Don't know	8	0	0	7	0	0	0	0	0	0	0	7
No answer	9	0	0	8	0	0	0	0	0	0	0	8
Not applicable	BK	13626	354	7161	353	5907	1606	2992	2904	2832	2817	40552

REMARKS: Card BH contained response from punches 0-7.

322. How old is (NAME)? PROBE: Your best guess. ASK FOR EACH NAME.

1. Age of First Person

[VAR: AGE1]

RESPONSE	PUNCH	YEAR										COL. 1215-1216
		1972-82	1982B	1983-87	1987B	1988-91	1993	1994	1996	1998	2000	
0-9	0-9	0	0	0	0	0	0	0	0	0	0	0
10-19	10-19	0	0	27	0	0	0	0	0	0	0	27
20-29	20-29	0	0	243	0	0	0	0	0	0	0	243
30-39	30-39	0	0	312	0	0	0	0	0	0	0	312
40-49	40-49	0	0	277	0	0	0	0	0	0	0	277
50-59	50-59	0	0	271	0	0	0	0	0	0	0	271
60-69	60-69	0	0	170	0	0	0	0	0	0	0	170
70-79	70-79	0	0	64	0	0	0	0	0	0	0	64
80 or over	80-97	0	0	12	0	0	0	0	0	0	0	12
Don't know	98	0	0	14	0	0	0	0	0	0	0	14
No answer	99	0	0	8	0	0	0	0	0	0	0	8
Not applicable	BK	13626	354	6144	353	5907	1606	2992	2904	2832	2817	39535

2. Age of Second Person

[VAR: AGE2]

RESPONSE	PUNCH	YEAR										COL. 1217-1218
		1972-82	1982B	1983-87	1987B	1988-91	1993	1994	1996	1998	2000	
0-9	0-9	0	0	0	0	0	0	0	0	0	0	0
10-19	10-19	0	0	28	0	0	0	0	0	0	0	28
20-29	20-29	0	0	212	0	0	0	0	0	0	0	212
30-39	30-39	0	0	271	0	0	0	0	0	0	0	271
40-49	40-49	0	0	228	0	0	0	0	0	0	0	228
50-59	50-59	0	0	215	0	0	0	0	0	0	0	215
60-69	60-69	0	0	137	0	0	0	0	0	0	0	137
70-79	70-79	0	0	46	0	0	0	0	0	0	0	46
80 or over	80-97	0	0	18	0	0	0	0	0	0	0	18
Don't know	98	0	0	8	0	0	0	0	0	0	0	8
No answer	99	0	0	7	0	0	0	0	0	0	0	7
Not applicable	BK	13626	354	6372	353	5907	1606	2992	2904	2832	2817	39763

3. Age of Third Person

[VAR: AGE3]

RESPONSE	PUNCH	YEAR										COL. 1219-1220
		1972-82	1982B	1983-87	1987B	1988-91	1993	1994	1996	1998	2000	
0-9	0-9	0	0	0	0	0	0	0	0	0	0	0
10-19	10-19	0	0	32	0	0	0	0	0	0	0	32
20-29	20-29	0	0	175	0	0	0	0	0	0	0	175
30-39	30-39	0	0	236	0	0	0	0	0	0	0	236
40-49	40-49	0	0	196	0	0	0	0	0	0	0	196
50-59	50-59	0	0	142	0	0	0	0	0	0	0	142
60-69	60-69	0	0	92	0	0	0	0	0	0	0	92
70-79	70-79	0	0	32	0	0	0	0	0	0	0	32
80 or over	80-97	0	0	10	0	0	0	0	0	0	0	10
Don't know	98	0	0	12	0	0	0	0	0	0	0	12
No answer	99	0	0	8	0	0	0	0	0	0	0	8
Not applicable	BK	13626	354	6607	353	5907	1606	2992	2904	2832	2817	39998

4. Age of Fourth Person

[VAR: AGE4]

RESPONSE	PUNCH	YEAR										COL. 1221-1222	
		1972-82	1982B	1983-87	1987B	1988-91	1993	1994	1996	1998	2000		ALL
0-9	0-9	0	0	2	0	0	0	0	0	0	0	0	2
10-19	10-19	0	0	30	0	0	0	0	0	0	0	0	30
20-29	20-29	0	0	126	0	0	0	0	0	0	0	0	126
30-39	30-39	0	0	159	0	0	0	0	0	0	0	0	159
40-49	40-49	0	0	94	0	0	0	0	0	0	0	0	94
50-59	50-59	0	0	100	0	0	0	0	0	0	0	0	100
60-69	60-69	0	0	67	0	0	0	0	0	0	0	0	67
70-79	70-79	0	0	22	0	0	0	0	0	0	0	0	22
80 or over	80-97	0	0	6	0	0	0	0	0	0	0	0	6
Don't know	98	0	0	3	0	0	0	0	0	0	0	0	3
No answer	99	0	0	5	0	0	0	0	0	0	0	0	5
Not applicable	BK	13626	354	6928	353	5907	1606	2992	2904	2832	2817	40319	

5. Age of Fifth Person

[VAR: AGE5]

RESPONSE	PUNCH	YEAR										COL. 1223-1224	
		1972-82	1982B	1983-87	1987B	1988-91	1993	1994	1996	1998	2000		ALL
0-9	0-9	0	0	1	0	0	0	0	0	0	0	0	1
10-19	10-19	0	0	17	0	0	0	0	0	0	0	0	17
20-29	20-29	0	0	73	0	0	0	0	0	0	0	0	73
30-39	30-39	0	0	107	0	0	0	0	0	0	0	0	107
40-49	40-49	0	0	64	0	0	0	0	0	0	0	0	64
50-59	50-59	0	0	61	0	0	0	0	0	0	0	0	61
60-69	60-69	0	0	33	0	0	0	0	0	0	0	0	33
70-79	70-79	0	0	14	0	0	0	0	0	0	0	0	14
80 or over	80-97	0	0	7	0	0	0	0	0	0	0	0	7
Don't know	98	0	0	0	0	0	0	0	0	0	0	0	0
No answer	99	0	0	4	0	0	0	0	0	0	0	0	4
Not applicable	BK	13626	354	7161	353	5907	1606	2992	2904	2832	2817	40552	

REMARKS: AGE1, 2, 3, 4, and 5 are two digits giving age to the exact year. The distributions of recoded versions only are presented above.

323. What is (NAME 1)'s religious preference? Is it Protestant, Catholic, Jewish, some other religion, or no religion? PROBE: What is your best guess? ASK FOR EACH NAME REPEATING CATEGORIES AS NECESSARY.

1. Religion of First Person

[VAR: RELIG1]

RESPONSE	PUNCH	YEAR										COL. 1225	
		1972-82	1982B	1983-87	1987B	1988-91	1993	1994	1996	1998	2000		ALL
Protestant	1	0	0	797	0	0	0	0	0	0	0	0	797
Catholic	2	0	0	371	0	0	0	0	0	0	0	0	371
Jewish	3	0	0	37	0	0	0	0	0	0	0	0	37
None	4	0	0	82	0	0	0	0	0	0	0	0	82
Other	5	0	0	26	0	0	0	0	0	0	0	0	26
Don't know	8	0	0	76	0	0	0	0	0	0	0	0	76
No answer	9	0	0	9	0	0	0	0	0	0	0	0	9
Not applicable	BK	13626	354	6144	353	5907	1606	2992	2904	2832	2817	39535	

2. Religion of Second Person

[VAR: RELIG2]

RESPONSE	PUNCH	YEAR										COL. 1226
		1972-82	1982B	1983-87	1987B	1988-91	1993	1994	1996	1998	2000	ALL
Protestant	1	0	0	657	0	0	0	0	0	0	0	657
Catholic	2	0	0	299	0	0	0	0	0	0	0	299
Jewish	3	0	0	32	0	0	0	0	0	0	0	32
None	4	0	0	68	0	0	0	0	0	0	0	68
Other	5	0	0	25	0	0	0	0	0	0	0	25
Don't know	8	0	0	83	0	0	0	0	0	0	0	83
No answer	9	0	0	6	0	0	0	0	0	0	0	6
Not applicable	BK	13626	354	6372	353	5907	1606	2992	2904	2832	2817	39763

3. Religion of Third Person

[VAR: RELIG3]

RESPONSE	PUNCH	YEAR										COL. 1227
		1972-82	1982B	1983-87	1987B	1988-91	1993	1994	1996	1998	2000	ALL
Protestant	1	0	0	512	0	0	0	0	0	0	0	512
Catholic	2	0	0	241	0	0	0	0	0	0	0	241
Jewish	3	0	0	26	0	0	0	0	0	0	0	26
None	4	0	0	56	0	0	0	0	0	0	0	56
Other	5	0	0	20	0	0	0	0	0	0	0	20
Don't know	8	0	0	73	0	0	0	0	0	0	0	73
No answer	9	0	0	7	0	0	0	0	0	0	0	7
Not applicable	BK	13626	354	6607	353	5907	1606	2992	2904	2832	2817	39998

4. Religion of Fourth Person

[VAR: RELIG4]

RESPONSE	PUNCH	YEAR										COL. 1228
		1972-82	1982B	1983-87	1987B	1988-91	1993	1994	1996	1998	2000	ALL
Protestant	1	0	0	343	0	0	0	0	0	0	0	343
Catholic	2	0	0	159	0	0	0	0	0	0	0	159
Jewish	3	0	0	18	0	0	0	0	0	0	0	18
None	4	0	0	37	0	0	0	0	0	0	0	37
Other	5	0	0	12	0	0	0	0	0	0	0	12
Don't know	8	0	0	41	0	0	0	0	0	0	0	41
No answer	9	0	0	4	0	0	0	0	0	0	0	4
Not applicable	BK	13626	354	6928	353	5907	1606	2992	2904	2832	2817	40319

5. Religion of Fifth Person

[VAR: RELIG5]

RESPONSE	PUNCH	YEAR										COL. 1229
		1972-82	1982B	1983-87	1987B	1988-91	1993	1994	1996	1998	2000	ALL
Protestant	1	0	0	198	0	0	0	0	0	0	0	198
Catholic	2	0	0	111	0	0	0	0	0	0	0	111
Jewish	3	0	0	14	0	0	0	0	0	0	0	14
None	4	0	0	21	0	0	0	0	0	0	0	21
Other	5	0	0	12	0	0	0	0	0	0	0	12
Don't know	8	0	0	22	0	0	0	0	0	0	0	22
No answer	9	0	0	3	0	0	0	0	0	0	0	3
Not applicable	BK	13626	354	7161	353	5907	1606	2992	2904	2832	2817	40552

324. Is (NAME) a Democrat, a Republican, an Independent, or what?

1. Party Identification of First Person

[VAR: PARTYID1]

RESPONSE	PUNCH	YEAR										COL. 1230
		1972-82	1982B	1983-87	1987B	1988-91	1993	1994	1996	1998	2000	ALL
Democrat	1	0	0	522	208	0	0	0	0	0	0	730
Republican	2	0	0	338	15	0	0	0	0	0	0	353
Independent	3	0	0	231	26	0	0	0	0	0	0	257
Other	4	0	0	27	8	0	0	0	0	0	0	35
Don't know	8	0	0	260	53	0	0	0	0	0	0	313
No answer	9	0	0	27	6	0	0	0	0	0	0	33
Not applicable	BK	13626	354	6137	37	5907	1606	2992	2904	2832	2817	39212

2. Party Identification of Second Person

[VAR: PARTYID2]

RESPONSE	PUNCH	YEAR										COL. 1231
		1972-82	1982B	1983-87	1987B	1988-91	1993	1994	1996	1998	2000	ALL
Democrat	1	0	0	435	150	0	0	0	0	0	0	585
Republican	2	0	0	274	8	0	0	0	0	0	0	282
Independent	3	0	0	124	19	0	0	0	0	0	0	143
Other	4	0	0	29	8	0	0	0	0	0	0	37
Don't know	8	0	0	308	49	0	0	0	0	0	0	357
No answer	9	0	0	25	5	0	0	0	0	0	0	30
Not applicable	BK	13626	354	6347	114	5907	1606	2992	2904	2832	2817	39499

3. Party Identification of Third Person

[VAR: PARTYID3]

RESPONSE	PUNCH	YEAR										COL. 1232
		1972-82	1982B	1983-87	1987B	1988-91	1993	1994	1996	1998	2000	ALL
Democrat	1	0	0	307	108	0	0	0	0	0	0	415
Republican	2	0	0	210	11	0	0	0	0	0	0	221
Independent	3	0	0	87	12	0	0	0	0	0	0	99
Other	4	0	0	29	4	0	0	0	0	0	0	33
Don't know	8	0	0	259	26	0	0	0	0	0	0	285
No answer	9	0	0	26	5	0	0	0	0	0	0	31
Not applicable	BK	13626	354	6624	187	5907	1606	2992	2904	2832	2817	39849

325. About how often do you talk to (NAME) about political matters?

1. Political Talks with First Person

[VAR: TALKPOL1]

RESPONSE	PUNCH	YEAR										COL. 1233
		1972-82	1982B	1983-87	1987B	1988-91	1993	1994	1996	1998	2000	ALL
Almost daily	1	0	0	198	47	0	0	0	0	0	0	245
At least weekly	2	0	0	307	58	0	0	0	0	0	0	365
At least monthly	3	0	0	307	66	0	0	0	0	0	0	373
At least yearly	4	0	0	216	46	0	0	0	0	0	0	262
Less than yearly	5	0	0	130	30	0	0	0	0	0	0	160
Never	6	0	0	221	63	0	0	0	0	0	0	284
Don't know	8	0	0	5	0	0	0	0	0	0	0	5
No answer	9	0	0	21	6	0	0	0	0	0	0	27
Not applicable	BK	13626	354	6137	37	5907	1606	2992	2904	2832	2817	39212

2. Political Talks with Second Person

[VAR: TALKPOL2]

RESPONSE	PUNCH	YEAR										COL. 1234
		1972-82	1982B	1983-87	1987B	1988-91	1993	1994	1996	1998	2000	ALL
Almost daily	1	0	0	72	31	0	0	0	0	0	0	103
At least weekly	2	0	0	209	36	0	0	0	0	0	0	245
At least monthly	3	0	0	310	53	0	0	0	0	0	0	363
At least yearly	4	0	0	234	35	0	0	0	0	0	0	269
Less than yearly	5	0	0	124	29	0	0	0	0	0	0	153
Never	6	0	0	221	51	0	0	0	0	0	0	272
Don't know	8	0	0	3	0	0	0	0	0	0	0	3
No answer	9	0	0	22	4	0	0	0	0	0	0	26
Not applicable	BK	13626	354	6347	114	5907	1606	2992	2904	2832	2817	39499

3. Political Talks with Third Person

[VAR: TALKPOL3]

RESPONSE	PUNCH	YEAR										COL. 1235
		1972-82	1982B	1983-87	1987B	1988-91	1993	1994	1996	1998	2000	ALL
Almost daily	1	0	0	60	18	0	0	0	0	0	0	78
At least weekly	2	0	0	134	31	0	0	0	0	0	0	165
At least monthly	3	0	0	227	30	0	0	0	0	0	0	257
At least yearly	4	0	0	209	28	0	0	0	0	0	0	237
Less than yearly	5	0	0	90	18	0	0	0	0	0	0	108
Never	6	0	0	171	36	0	0	0	0	0	0	207
Don't know	8	0	0	4	0	0	0	0	0	0	0	4
No answer	9	0	0	23	5	0	0	0	0	0	0	28
Not applicable	BK	13626	354	6624	187	5907	1606	2992	2904	2832	2817	39849

326. Thinking of the (people/person) we've just been discussing, would you say you discuss social and political issues with (him/her/them) almost all the time, most of the time, occasionally, or almost never?

[VAR: TALKPOL]

RESPONSE	PUNCH	YEAR										COL. 1236
		1972-82	1982B	1983-87	1987B	1988-91	1993	1994	1996	1998	2000	ALL
Almost all the time	1	0	0	246	0	0	0	0	0	0	0	246
Most of the time	2	0	0	257	0	0	0	0	0	0	0	257
Occasionally	3	0	0	724	0	0	0	0	0	0	0	724
Almost never	4	0	0	143	0	0	0	0	0	0	0	143
Don't know	8	0	0	3	0	0	0	0	0	0	0	3
No answer	9	0	0	25	0	0	0	0	0	0	0	25
Not applicable	BK	13626	354	6144	353	5907	1606	2992	2904	2832	2817	39535

327. Some people have friends who mostly know one another. Other people have friends who don't know one another. Would you say that all of your friends know one another, most of your friends know one another, only a few of your friends know one another, or none of your friends know one another?

[VAR: FRNDKNOW]

RESPONSE	PUNCH	YEAR										COL. 1237
		1972-82	1982B	1983-87	1987B	1988-91	1993	1994	1996	1998	2000	ALL
All of my friends know one another	1	0	0	183	0	0	0	0	0	0	0	183
Most of my friends know one another	2	0	0	742	0	0	0	0	0	0	0	742
Only a few of my friends know one another	3	0	0	536	0	0	0	0	0	0	0	536
None of my friends know one another	4	0	0	52	0	0	0	0	0	0	0	52
No friends (vol.)	5	0	0	4	0	0	0	0	0	0	0	4
Don't know	8	0	0	15	0	0	0	0	0	0	0	15
No answer	9	0	0	2	0	0	0	0	0	0	0	2
Not applicable	BK	13626	354	6008	353	5907	1606	2992	2904	2832	2817	39399

REMARKS: See GSS Methodological Reports Nos. 32, 37, 38, 39, 40 and 41 in Appendix T for information on Qs. 313-327.

**The 1987 Topical Module: Socio-Political Participation
(Qs. 328-356)**

328. Now we would like to know something about the groups or organizations to which individuals belong. Here is a list of various organizations. Could you tell me whether or not you are a member of each type? READ EACH ITEM. CODE ONE FOR EACH.

HAND
CARD BI

A. Fraternal groups

[VAR: MEMFRAT]

RESPONSE	PUNCH	YEAR										COL. 1238
		1972-82	1982B	1983-87	1987B	1988-91	1993	1994	1996	1998	2000	ALL
Yes	1	824	0	553	25	357	84	51	0	0	0	1894
No	2	6574	0	5391	326	3540	967	455	0	0	0	17253
Don't know	8	8	0	8	1	7	1	3	0	0	0	28
No answer	9	98	0	56	1	44	5	2	0	0	0	206
Not applicable	BK	6122	354	1534	0	1959	549	2481	2904	2832	2817	21552

B. Service clubs

[VAR: MEMSERV]

RESPONSE	PUNCH	YEAR										COL. 1239
		1972-82	1982B	1983-87	1987B	1988-91	1993	1994	1996	1998	2000	ALL
Yes	1	678	0	618	27	388	131	51	0	0	0	1893
No	2	6725	0	5329	323	3507	917	454	0	0	0	17255
Don't know	8	5	0	4	1	5	4	4	0	0	0	23
No answer	9	96	0	57	2	48	5	2	0	0	0	210
Not applicable	BK	6122	354	1534	0	1959	549	2481	2904	2832	2817	21552

C. Veterans' groups

[VAR: MEMVET]

RESPONSE	PUNCH	YEAR										COL. 1240
		1972-82	1982B	1983-87	1987B	1988-91	1993	1994	1996	1998	2000	ALL
Yes	1	579	0	386	17	297	71	40	0	0	0	1390
No	2	6823	0	5564	333	3599	980	469	0	0	0	17768
Don't know	8	4	0	2	1	0	1	0	0	0	0	8
No answer	9	98	0	56	2	52	5	2	0	0	0	215
Not applicable	BK	6122	354	1534	0	1959	549	2481	2904	2832	2817	21552

D. Political clubs

[VAR: MEMPOLIT]

RESPONSE	PUNCH	YEAR										COL. 1241
		1972-82	1982B	1983-87	1987B	1988-91	1993	1994	1996	1998	2000	ALL
Yes	1	302	0	264	9	160	37	24	0	0	0	796
No	2	7097	0	5685	341	3730	1014	485	0	0	0	18352
Don't know	8	2	0	2	1	2	1	0	0	0	0	8
No answer	9	103	0	57	2	56	5	2	0	0	0	225
Not applicable	BK	6122	354	1534	0	1959	549	2481	2904	2832	2817	21552

E. Labor unions

[VAR: MEMUNION]

RESPONSE	PUNCH	YEAR										COL. 1242
		1972-82	1982B	1983-87	1987B	1988-91	1993	1994	1996	1998	2000	ALL
Yes	1	1155	0	781	57	476	106	60	0	0	0	2635
No	2	6253	0	5167	293	3412	945	449	0	0	0	16519
Don't know	8	4	0	6	1	5	1	0	0	0	0	17
No answer	9	92	0	54	2	55	5	2	0	0	0	210
Not applicable	BK	6122	354	1534	0	1959	549	2481	2904	2832	2817	21552

F. Sports groups

[VAR: MEMSPORT]

RESPONSE	PUNCH	YEAR										COL. 1243
		1972-82	1982B	1983-87	1987B	1988-91	1993	1994	1996	1998	2000	ALL
Yes	1	1369	0	1233	51	763	196	110	0	0	0	3722
No	2	6041	0	4723	299	3131	855	399	0	0	0	15448
Don't know	8	3	0	2	1	1	1	0	0	0	0	8
No answer	9	91	0	50	2	53	5	2	0	0	0	203
Not applicable	BK	6122	354	1534	0	1959	549	2481	2904	2832	2817	21552

G. Youth groups

[VAR: MEMYOUTH]

RESPONSE	PUNCH	YEAR										COL. 1244
		1972-82	1982B	1983-87	1987B	1988-91	1993	1994	1996	1998	2000	ALL
Yes	1	708	0	587	26	384	105	53	0	0	0	1863
No	2	6693	0	5361	324	3500	945	455	0	0	0	17278
Don't know	8	2	0	2	1	1	2	1	0	0	0	9
No answer	9	101	0	58	2	63	5	2	0	0	0	231
Not applicable	BK	6122	354	1534	0	1959	549	2481	2904	2832	2817	21552

H. School service groups

[VAR: MEMSCHL]

RESPONSE	PUNCH	YEAR										COL. 1245
		1972-82	1982B	1983-87	1987B	1988-91	1993	1994	1996	1998	2000	ALL
Yes	1	1026	0	784	42	520	163	82	0	0	0	2617
No	2	6367	0	5166	308	3368	888	427	0	0	0	16524
Don't know	8	5	0	1	1	2	2	0	0	0	0	11
No answer	9	106	0	57	2	58	4	2	0	0	0	229
Not applicable	BK	6122	354	1534	0	1959	549	2481	2904	2832	2817	21552

I. Hobby or garden clubs

[VAR: MEMHOBBY]

RESPONSE	PUNCH	YEAR										COL. 1246
		1972-82	1982B	1983-87	1987B	1988-91	1993	1994	1996	1998	2000	ALL
Yes	1	679	0	547	14	405	133	47	0	0	0	1825
No	2	6715	0	5400	336	3485	918	462	0	0	0	17316
Don't know	8	3	0	2	1	1	1	0	0	0	0	8
No answer	9	107	0	59	2	57	5	2	0	0	0	232
Not applicable	BK	6122	354	1534	0	1959	549	2481	2904	2832	2817	21552

J. School fraternities or sororities

[VAR: MEMGREEK]

RESPONSE	PUNCH	YEAR										COL. 1247
		1972-82	1982B	1983-87	1987B	1988-91	1993	1994	1996	1998	2000	ALL
Yes	1	320	0	308	21	193	53	29	0	0	0	924
No	2	7073	0	5639	329	3693	998	480	0	0	0	18212
Don't know	8	4	0	3	1	2	1	0	0	0	0	11
No answer	9	107	0	58	2	60	5	2	0	0	0	234
Not applicable	BK	6122	354	1534	0	1959	549	2481	2904	2832	2817	21552

K. Nationality groups

[VAR: MEMNAT]

RESPONSE	PUNCH	YEAR										COL. 1248
		1972-82	1982B	1983-87	1987B	1988-91	1993	1994	1996	1998	2000	ALL
Yes	1	217	0	206	13	144	50	18	0	0	0	648
No	2	7168	0	5741	337	3739	998	491	0	0	0	18474
Don't know	8	6	0	2	1	3	3	0	0	0	0	15
No answer	9	113	0	59	2	62	6	2	0	0	0	244
Not applicable	BK	6122	354	1534	0	1959	549	2481	2904	2832	2817	21552

L. Farm organizations

[VAR: MEMFARM]

RESPONSE	PUNCH	YEAR										COL. 1249
		1972-82	1982B	1983-87	1987B	1988-91	1993	1994	1996	1998	2000	ALL
Yes	1	297	0	241	3	142	45	19	0	0	0	747
No	2	7091	0	5704	347	3738	1005	490	0	0	0	18375
Don't know	8	5	0	2	1	1	1	0	0	0	0	10
No answer	9	111	0	61	2	67	6	2	0	0	0	249
Not applicable	BK	6122	354	1534	0	1959	549	2481	2904	2832	2817	21552

M. Literary, art, discussion or study groups

[VAR: MEMLIT]

RESPONSE	PUNCH	YEAR										COL. 1250
		1972-82	1982B	1983-87	1987B	1988-91	1993	1994	1996	1998	2000	ALL
Yes	1	666	0	526	16	358	121	50	0	0	0	1737
No	2	6722	0	5422	334	3532	930	458	0	0	0	17398
Don't know	8	5	0	4	1	1	1	0	0	0	0	12
No answer	9	111	0	56	2	57	5	3	0	0	0	234
Not applicable	BK	6122	354	1534	0	1959	549	2481	2904	2832	2817	21552

N. Professional or academic societies

[VAR: MEMPROF]

RESPONSE	PUNCH	YEAR										COL. 1251
		1972-82	1982B	1983-87	1987B	1988-91	1993	1994	1996	1998	2000	ALL
Yes	1	955	0	919	30	624	191	95	0	0	0	2814
No	2	6439	0	5032	321	3260	860	414	0	0	0	16326
Don't know	8	4	0	4	1	2	1	0	0	0	0	12
No answer	9	106	0	53	1	62	5	2	0	0	0	229
Not applicable	BK	6122	354	1534	0	1959	549	2481	2904	2832	2817	21552

O. Church-affiliated groups [See REMARKS]

[VAR: MEMCHURH]

RESPONSE	PUNCH	YEAR										COL. 1252
		1972-82	1982B	1983-87	1987B	1988-91	1993	1994	1996	1998	2000	ALL
Yes	1	2789	0	2117	132	1305	372	170	0	0	0	6885
No	2	4640	0	3836	219	2589	680	339	0	0	0	12303
Don't know	8	3	0	4	1	1	0	0	0	0	0	9
No answer	9	72	0	51	1	53	5	2	0	0	0	184
Not applicable	BK	6122	354	1534	0	1959	549	2481	2904	2832	2817	21552

P. Any other groups

[VAR: MEMOTHER]

RESPONSE	PUNCH	YEAR										COL. 1253
		1972-82	1982B	1983-87	1987B	1988-91	1993	1994	1996	1998	2000	ALL
Yes	1	725	0	639	31	368	130	54	0	0	0	1947
No	2	6624	0	5283	318	3052	914	453	0	0	0	16644
Don't know	8	14	0	3	1	10	4	0	0	0	0	32
No answer	9	141	0	83	3	74	9	4	0	0	0	314
Not applicable	BK	6122	354	1534	0	2403	549	2481	2904	2832	2817	21996

Q. Any membership at all

[VAR: MEMNUM]

RESPONSE	PUNCH	YEAR										COL. 1254-1255
		1972-82	1982B	1983-87	1987B	1988-91	1993	1994	1996	1998	2000	
No membership	00	2142	0	1787	136	1222	298	146	0	0	0	5731
01	01	2017	0	1505	92	959	255	125	0	0	0	4953
02	02	1302	0	1069	60	714	183	82	0	0	0	3410
03	03	888	0	645	22	415	124	67	0	0	0	2161
04	04	504	0	420	12	285	86	34	0	0	0	1341
05	05	270	0	236	13	153	50	27	0	0	0	749
06	06	157	0	152	6	95	25	12	0	0	0	447
07	07	100	0	79	7	45	15	9	0	0	0	255
08	08	44	0	48	2	28	10	6	0	0	0	138
09	09	34	0	22	0	15	5	1	0	0	0	77
10	10	14	0	11	1	4	1	0	0	0	0	31
11	11	5	0	4	0	2	1	0	0	0	0	12
12	12	6	0	2	1	1	0	0	0	0	0	10
13	13	2	0	0	0	1	0	0	0	0	0	3
14	14	1	0	1	0	0	0	0	0	0	0	2
15	15	1	0	0	0	0	0	0	0	0	0	1
16	16	1	0	2	0	1	0	0	0	0	0	4
No answer	99	16	0	25	1	8	4	2	0	0	0	56
Not applicable	BK	6122	354	1534	0	1959	549	2481	2904	2832	2817	21552

REMARKS: Card BI contained items A-P. Item Q. is recoded. See Appendix D for recode information. The "church-affiliated groups," was not part of the original Verba-Nie scale. See Appendix N for across survey changes. See Appendix T, GSS Methodological Report No. 60. If planning to perform trend analysis with MEMCHURH, please consult GSS Methodological Report No. 56.

329. Do (EACH "YES" IN Q.328) to which you belong do anything to try to solve individual or community problems?

A. Fraternal groups

[VAR: SOLFRAT]

RESPONSE	PUNCH	YEAR										COL. 1260
		1972-82	1982B	1983-87	1987B	1988-91	1993	1994	1996	1998	2000	
Yes	1	0	0	106	22	0	0	0	0	0	0	128
No	2	0	0	25	1	0	0	0	0	0	0	26
Don't know	8	0	0	0	0	0	0	0	0	0	0	0
No answer	9	0	0	23	3	0	0	0	0	0	0	26
Not applicable (not mentioned in Q.28)	BK	13626	354	7388	327	5907	1606	2992	2904	2832	2817	40753

B. Service clubs

[VAR: SOLSERV]

RESPONSE	PUNCH	YEAR										COL. 1261
		1972-82	1982B	1983-87	1987B	1988-91	1993	1994	1996	1998	2000	
Yes	1	0	0	119	19	0	0	0	0	0	0	138
No	2	0	0	12	4	0	0	0	0	0	0	16
Don't know	8	0	0	0	0	0	0	0	0	0	0	0
No answer	9	0	0	22	6	0	0	0	0	0	0	28
Not applicable (not mentioned in Q.328)	BK	13626	354	7389	324	5907	1606	2992	2904	2832	2817	40751

C. Veteran's groups

[VAR: SOLVET]

RESPONSE	PUNCH	YEAR										COL. 1262
		1972-82	1982B	1983-87	1987B	1988-91	1993	1994	1996	1998	2000	ALL
Yes	1	0	0	61	13	0	0	0	0	0	0	74
No	2	0	0	21	1	0	0	0	0	0	0	22
Don't know	8	0	0	2	0	0	0	0	0	0	0	2
No answer	9	0	0	23	5	0	0	0	0	0	0	28
Not applicable (not mentioned in Q.328)	BK	13626	354	7435	334	5907	1606	2992	2904	2832	2817	40807

D. Political clubs

[VAR: SOLPOLIT]

RESPONSE	PUNCH	YEAR										COL. 1263
		1972-82	1982B	1983-87	1987B	1988-91	1993	1994	1996	1998	2000	ALL
Yes	1	0	0	52	9	0	0	0	0	0	0	61
No	2	0	0	8	0	0	0	0	0	0	0	8
Don't know	8	0	0	0	0	0	0	0	0	0	0	0
No answer	9	0	0	24	2	0	0	0	0	0	0	26
Not applicable (not mentioned in Q.328)	BK	13626	354	7458	342	5907	1606	2992	2904	2832	2817	40838

E. Labor unions

[VAR: SOLUNION]

RESPONSE	PUNCH	YEAR										COL. 1264
		1972-82	1982B	1983-87	1987B	1988-91	1993	1994	1996	1998	2000	ALL
Yes	1	0	0	111	35	0	0	0	0	0	0	146
No	2	0	0	63	13	0	0	0	0	0	0	76
Don't know	8	0	0	6	2	0	0	0	0	0	0	8
No answer	9	0	0	30	9	0	0	0	0	0	0	39
Not applicable (not mentioned in Q.328)	BK	13626	354	7332	294	5907	1606	2992	2904	2832	2817	40664

F. Sports groups

[VAR: SOLSPORT]

RESPONSE	PUNCH	YEAR										COL. 1265
		1972-82	1982B	1983-87	1987B	1988-91	1993	1994	1996	1998	2000	ALL
Yes	1	0	0	92	21	0	0	0	0	0	0	113
No	2	0	0	176	29	0	0	0	0	0	0	205
Don't know	8	0	0	0	0	0	0	0	0	0	0	0
No answer	9	0	0	25	3	0	0	0	0	0	0	28
Not applicable (not mentioned in Q.328)	BK	13626	354	7249	300	5907	1606	2992	2904	2832	2817	40587

G. Youth groups

[VAR: SOLYOUTH]

RESPONSE	PUNCH	YEAR										COL. 1266
		1972-82	1982B	1983-87	1987B	1988-91	1993	1994	1996	1998	2000	ALL
Yes	1	0	0	93	21	0	0	0	0	0	0	114
No	2	0	0	26	4	0	0	0	0	0	0	30
Don't know	8	0	0	0	0	0	0	0	0	0	0	0
No answer	9	0	0	27	3	0	0	0	0	0	0	30
Not applicable (not mentioned in Q.328)	BK	13626	354	7396	325	5907	1606	2992	2904	2832	2817	40759

H. School service groups

[VAR: SOLSCHL]

RESPONSE	PUNCH	YEAR										COL. 1267
		1972-82	1982B	1983-87	1987B	1988-91	1993	1994	1996	1998	2000	ALL
Yes	1	0	0	138	36	0	0	0	0	0	0	174
No	2	0	0	31	4	0	0	0	0	0	0	35
Don't know	8	0	0	0	1	0	0	0	0	0	0	1
No answer	9	0	0	28	3	0	0	0	0	0	0	31
Not applicable (not mentioned in Q.328)	BK	13626	354	7345	309	5907	1606	2992	2904	2832	2817	40692

I. Hobby or garden clubs

[VAR: SOLHOBBY]

RESPONSE	PUNCH	YEAR										COL. 1268
		1972-82	1982B	1983-87	1987B	1988-91	1993	1994	1996	1998	2000	ALL
Yes	1	0	0	38	10	0	0	0	0	0	0	48
No	2	0	0	87	4	0	0	0	0	0	0	91
Don't know	8	0	0	0	0	0	0	0	0	0	0	0
No answer	9	0	0	28	2	0	0	0	0	0	0	30
Not applicable (not mentioned in Q.328)	BK	13626	354	7389	337	5907	1606	2992	2904	2832	2817	40764

J. School fraternities or sororities

[VAR: SOLGREEK]

RESPONSE	PUNCH	YEAR										COL. 1269
		1972-82	1982B	1983-87	1987B	1988-91	1993	1994	1996	1998	2000	ALL
Yes	1	0	0	42	15	0	0	0	0	0	0	57
No	2	0	0	22	4	0	0	0	0	0	0	26
Don't know	8	0	0	0	0	0	0	0	0	0	0	0
No answer	9	0	0	23	4	0	0	0	0	0	0	27
Not applicable (not mentioned in Q.328)	BK	13626	354	7455	330	5907	1606	2992	2904	2832	2817	40823

K. Nationality groups

[VAR: SOLNAT]

RESPONSE	PUNCH	YEAR										COL. 1270
		1972-82	1982B	1983-87	1987B	1988-91	1993	1994	1996	1998	2000	ALL
Yes	1	0	0	19	11	0	0	0	0	0	0	30
No	2	0	0	10	1	0	0	0	0	0	0	11
Don't know	8	0	0	0	0	0	0	0	0	0	0	0
No answer	9	0	0	24	3	0	0	0	0	0	0	27
Not applicable (not mentioned in Q.328)	BK	13626	354	7489	338	5907	1606	2992	2904	2832	2817	40865

L. Farm organization

[VAR: SOLFARM]

RESPONSE	PUNCH	YEAR										COL. 1271
		1972-82	1982B	1983-87	1987B	1988-91	1993	1994	1996	1998	2000	ALL
Yes	1	0	0	40	3	0	0	0	0	0	0	43
No	2	0	0	7	0	0	0	0	0	0	0	7
Don't know	8	0	0	1	0	0	0	0	0	0	0	1
No answer	9	0	0	23	2	0	0	0	0	0	0	25
Not applicable (not mentioned in Q.328)	BK	13626	354	7471	348	5907	1606	2992	2904	2832	2817	40857

M. Literal, art, discussion or study groups

[VAR: SOLLIT]

RESPONSE	PUNCH	YEAR										COL. 1272
		1972-82	1982B	1983-87	1987B	1988-91	1993	1994	1996	1998	2000	ALL
Yes	1	0	0	53	10	0	0	0	0	0	0	63
No	2	0	0	48	6	0	0	0	0	0	0	54
Don't know	8	0	0	1	0	0	0	0	0	0	0	1
No answer	9	0	0	25	2	0	0	0	0	0	0	27
Not applicable (not mentioned in Q.328)	BK	13626	354	7415	335	5907	1606	2992	2904	2832	2817	40788

N. Professional or academic societies

[VAR: SOLPROF]

RESPONSE	PUNCH	YEAR										COL. 1273
		1972-82	1982B	1983-87	1987B	1988-91	1993	1994	1996	1998	2000	ALL
Yes	1	0	0	138	27	0	0	0	0	0	0	165
No	2	0	0	66	3	0	0	0	0	0	0	69
Don't know	8	0	0	1	0	0	0	0	0	0	0	1
No answer	9	0	0	30	1	0	0	0	0	0	0	31
Not applicable (not mentioned in Q.328)	BK	13626	354	7307	322	5907	1606	2992	2904	2832	2817	40667

O. Church-affiliated groups

[VAR: SOLCHURH]

RESPONSE	PUNCH	YEAR										COL. 1274
		1972-82	1982B	1983-87	1987B	1988-91	1993	1994	1996	1998	2000	ALL
Yes	1	0	0	341	114	0	0	0	0	0	0	455
No	2	0	0	63	12	0	0	0	0	0	0	75
Don't know	8	0	0	2	0	0	0	0	0	0	0	2
No answer	9	0	0	53	7	0	0	0	0	0	0	60
Not applicable (not mentioned in Q.328)	BK	13626	354	7083	220	5907	1606	2992	2904	2832	2817	40341

P. Any other group

[VAR: SOLOOTHER]

RESPONSE	PUNCH	YEAR										COL. 1275
		1972-82	1982B	1983-87	1987B	1988-91	1993	1994	1996	1998	2000	ALL
Yes	1	0	0	105	18	0	0	0	0	0	0	123
No	2	0	0	56	11	0	0	0	0	0	0	67
Don't know	8	0	0	0	0	0	0	0	0	0	0	0
No answer	9	0	0	43	5	0	0	0	0	0	0	48
Not applicable (not mentioned in Q.328)	BK	13626	354	7338	319	5907	1606	2992	2904	2832	2817	40695

330. Have you ever done any active work for (EACH "YES" IN Q. 328)? I mean been a leader, helped organize meetings, been an officer, or given time or money?

A. Fraternal groups

[VAR: ACTFRAT]

RESPONSE	PUNCH	YEAR										COL. 1276	
		1972-82	1982B	1983-87	1987B	1988-91	1993	1994	1996	1998	2000	ALL	
Yes	1	0	0	101	21	0	0	0	0	0	0	0	122
No	2	0	0	28	2	0	0	0	0	0	0	0	30
Don't know	8	0	0	0	0	0	0	0	0	0	0	0	0
No answer	9	0	0	25	3	0	0	0	0	0	0	0	28
Not applicable (not mentioned in Q.328)	BK	13,626	354	7,388	327	5,907	1,606	2,992	2,904	2,832	2,817	40,753	

B. Service clubs

[VAR: ACTSERV]

RESPONSE	PUNCH	YEAR										COL. 1277	
		1972-82	1982B	1983-87	1987B	1988-91	1993	1994	1996	1998	2000	ALL	
Yes	1	0	0	109	19	0	0	0	0	0	0	0	128
No	2	0	0	20	5	0	0	0	0	0	0	0	25
Don't know	8	0	0	0	0	0	0	0	0	0	0	0	0
No answer	9	0	0	24	5	0	0	0	0	0	0	0	29
Not applicable (not mentioned in Q.328)	BK	13,626	354	7,389	324	5,907	1,606	2,992	2,904	2,832	2,817	40,751	

C. Veteran's groups

[VAR: ACTVET]

RESPONSE	PUNCH	YEAR										COL. 1278	
		1972-82	1982B	1983-87	1987B	1988-91	1993	1994	1996	1998	2000	ALL	
Yes	1	0	0	45	7	0	0	0	0	0	0	0	52
No	2	0	0	39	7	0	0	0	0	0	0	0	46
Don't know	8	0	0	0	0	0	0	0	0	0	0	0	0
No answer	9	0	0	23	5	0	0	0	0	0	0	0	28
Not applicable (not mentioned in Q.328)	BK	13,626	354	7,435	334	5,907	1,606	2,992	2,904	2,832	2,817	40,807	

D. Political clubs

[VAR: ACTPOLIT]

RESPONSE	PUNCH	YEAR										COL. 1279	
		1972-82	1982B	1983-87	1987B	1988-91	1993	1994	1996	1998	2000	ALL	
Yes	1	0	0	51	7	0	0	0	0	0	0	0	58
No	2	0	0	6	2	0	0	0	0	0	0	0	8
Don't know	8	0	0	0	0	0	0	0	0	0	0	0	0
No answer	9	0	0	27	2	0	0	0	0	0	0	0	29
Not applicable (not mentioned in Q.328)	BK	13,626	354	7,458	342	5,907	1,606	2,992	2,904	2,832	2,817	40,838	

E. Labor union

[VAR: ACTUNION]

RESPONSE	PUNCH	YEAR										COL. 1280	
		1972-82	1982B	1983-87	1987B	1988-91	1993	1994	1996	1998	2000	ALL	
Yes	1	0	0	81	25	0	0	0	0	0	0	0	106
No	2	0	0	96	23	0	0	0	0	0	0	0	119
Don't know	8	0	0	0	0	0	0	0	0	0	0	0	0
No answer	9	0	0	33	11	0	0	0	0	0	0	0	44
Not applicable (not mentioned in Q.328)	BK	13,626	354	7,332	294	5,907	1,606	2,992	2,904	2,832	2,817	40,664	

F. Sports groups

[VAR: ACTSPORT]

RESPONSE	PUNCH	YEAR										COL. 1281	
		1972-82	1982B	1983-87	1987B	1988-91	1993	1994	1996	1998	2000	ALL	
Yes	1	0	0	164	39	0	0	0	0	0	0	0	203
No	2	0	0	97	10	0	0	0	0	0	0	0	107
Don't know	8	0	0	0	0	0	0	0	0	0	0	0	0
No answer	9	0	0	32	4	0	0	0	0	0	0	0	36
Not applicable (not mentioned in Q.328)	BK	13,626	354	7,249	300	5,907	1,606	2,992	2,904	2,832	2,817	40,587	

G. Youth groups

[VAR: ACTYOUTH]

RESPONSE	PUNCH	YEAR										COL. 1282	
		1972-82	1982B	1983-87	1987B	1988-91	1993	1994	1996	1998	2000	ALL	
Yes	1	0	0	105	23	0	0	0	0	0	0	0	128
No	2	0	0	16	2	0	0	0	0	0	0	0	18
Don't know	8	0	0	0	0	0	0	0	0	0	0	0	0
No answer	9	0	0	25	3	0	0	0	0	0	0	0	28
Not applicable (not mentioned in Q.328)	BK	13,626	354	7,396	325	5,907	1,606	2,992	2,904	2,832	2,817	40,759	

H. School service groups

[VAR: ACTSCHL]

RESPONSE	PUNCH	YEAR										COL. 1283	
		1972-82	1982B	1983-87	1987B	1988-91	1993	1994	1996	1998	2000	ALL	
Yes	1	0	0	127	31	0	0	0	0	0	0	0	158
No	2	0	0	42	10	0	0	0	0	0	0	0	52
Don't know	8	0	0	0	0	0	0	0	0	0	0	0	0
No answer	9	0	0	28	3	0	0	0	0	0	0	0	31
Not applicable (not mentioned in Q.328)	BK	13,626	354	7,345	309	5,907	1,606	2,992	2,904	2,832	2,817	40,692	

I. Hobby or garden clubs

[VAR: ACTHOBBY]

RESPONSE	PUNCH	YEAR										COL. 1284	
		1972-82	1982B	1983-87	1987B	1988-91	1993	1994	1996	1998	2000	ALL	
Yes	1	0	0	74	11	0	0	0	0	0	0	0	85
No	2	0	0	48	3	0	0	0	0	0	0	0	51
Don't know	8	0	0	0	0	0	0	0	0	0	0	0	0
No answer	9	0	0	31	2	0	0	0	0	0	0	0	33
Not applicable (not mentioned in Q.328)	BK	13,626	354	7,389	337	5,907	1,606	2,992	2,904	2,832	2,817	40,764	

J. School fraternities or sororities

[VAR: ACTGREEK]

RESPONSE	PUNCH	YEAR										COL. 1285	
		1972-82	1982B	1983-87	1987B	1988-91	1993	1994	1996	1998	2000	ALL	
Yes	1	0	0	49	17	0	0	0	0	0	0	0	66
No	2	0	0	13	2	0	0	0	0	0	0	0	15
Don't know	8	0	0	0	0	0	0	0	0	0	0	0	0
No answer	9	0	0	25	4	0	0	0	0	0	0	0	29
Not applicable (not mentioned in Q. 328)	BK	13,626	354	7,455	330	5,907	1,606	2,992	2,904	2,832	2,817	40,823	

K. Nationality groups

[VAR: ACTNAT]

RESPONSE	PUNCH	YEAR										COL.	1286
		1972-82	1982B	1983-87	1987B	1988-91	1993	1994	1996	1998	2000	ALL	
Yes	1	0	0	20	10	0	0	0	0	0	0	0	30
No	2	0	0	9	3	0	0	0	0	0	0	0	12
Don't know	8	0	0	0	0	0	0	0	0	0	0	0	0
No answer	9	0	0	24	2	0	0	0	0	0	0	0	26
Not applicable (not mentioned in Q.328)	BK	13,626	354	7,489	338	5,907	1,606	2,992	2,904	2,832	2,817	40,865	

L. Farm or organizations

[VAR: ACTFARM]

RESPONSE	PUNCH	YEAR										COL.	1287
		1972-82	1982B	1983-87	1987B	1988-91	1993	1994	1996	1998	2000	ALL	
Yes	1	0	0	30	3	0	0	0	0	0	0	0	33
No	2	0	0	19	0	0	0	0	0	0	0	0	19
Don't know	8	0	0	0	0	0	0	0	0	0	0	0	0
No answer	9	0	0	22	2	0	0	0	0	0	0	0	24
Not applicable (not mentioned in Q.328)	BK	13,626	354	7,471	348	5,907	1,606	2,992	2,904	2,832	2,817	40,857	

M. Literal, art, discussion or study groups

[VAR: ACTLIT]

RESPONSE	PUNCH	YEAR										COL.	1288
		1972-82	1982B	1983-87	1987B	1988-91	1993	1994	1996	1998	2000	ALL	
Yes	1	0	0	62	11	0	0	0	0	0	0	0	73
No	2	0	0	41	5	0	0	0	0	0	0	0	46
Don't know	8	0	0	0	0	0	0	0	0	0	0	0	0
No answer	9	0	0	24	2	0	0	0	0	0	0	0	26
Not applicable (not mentioned in Q.328)	BK	13,626	354	7,415	335	5,907	1,606	2,992	2,904	2,832	2,817	40,788	

N. Professional or academic societies

[VAR: ACTPROF]

RESPONSE	PUNCH	YEAR										COL.	1289
		1972-82	1982B	1983-87	1987B	1988-91	1993	1994	1996	1998	2000	ALL	
Yes	1	0	0	137	23	0	0	0	0	0	0	0	160
No	2	0	0	66	7	0	0	0	0	0	0	0	73
Don't know	8	0	0	0	0	0	0	0	0	0	0	0	0
No answer	9	0	0	32	1	0	0	0	0	0	0	0	33
Not applicable (not mentioned in Q.328)	BK	13,626	354	7,307	322	5,907	1,606	2,992	2,904	2,832	2,817	40,667	

O. Church-affiliated groups

[VAR: ACTCHURH]

RESPONSE	PUNCH	YEAR										COL.	1290
		1972-82	1982B	1983-87	1987B	1988-91	1993	1994	1996	1998	2000	ALL	
Yes	1	0	0	326	109	0	0	0	0	0	0	0	435
No	2	0	0	71	16	0	0	0	0	0	0	0	87
Don't know	8	0	0	0	0	0	0	0	0	0	0	0	0
No answer	9	0	0	62	8	0	0	0	0	0	0	0	70
Not applicable (not mentioned in Q.328)	BK	13,626	354	7,083	220	5,907	1,606	2,992	2,904	2,832	2,817	40,341	

P. Any other groups

[VAR: ACTOTHER]

RESPONSE	PUNCH	YEAR										COL. 1291	
		1972-82	1982B	1983-87	1987B	1988-91	1993	1994	1996	1998	2000	ALL	
Yes	1	0	0	109	18	0	0	0	0	0	0	0	127
No	2	0	0	51	10	0	0	0	0	0	0	0	61
Don't know	8	0	0	0	0	0	0	0	0	0	0	0	0
No answer	9	0	0	44	6	0	0	0	0	0	0	0	50
Not applicable (not mentioned in Q.328)	BK	13,626	354	7,338	319	5,907	1,606	2,992	2,904	2,832	2,817	40,695	

331. You said you were a member of a church affiliated group. Is that group or organization the church (synagogue) itself, or some other group related to the church?

[VAR: CHURHGRP]

RESPONSE	PUNCH	YEAR										COL. 1292	
		1972-82	1982B	1983-87	1987B	1988-91	1993	1994	1996	1998	2000	ALL	
Church itself	1	0	0	237	72	0	0	0	0	0	0	0	309
Church-affiliated	2	0	0	135	46	0	0	0	0	0	0	0	181
Both	3	0	0	65	12	0	0	0	0	0	0	0	77
No answer	9	0	0	22	3	0	0	0	0	0	0	0	25
Not applicable (not Punch 1, COL. 1290)	BK	13,626	354	7,083	220	5,907	1,606	2,992	2,904	2,832	2,817	40,341	

332. Which one of these groups or organizations (READ GROUP FROM Q. 328A THAT R REPLIED "YES" TO) are you most active in? CODE ONLY ONE.

[VAR: MOSTACT]

RESPONSE	PUNCH	YEAR										COL. 1293-1294	
		1972-82	1982B	1983-87	1987B	1988-91	1993	1994	1996	1998	2000	ALL	
Fraternal groups	01	0	0	32	8	0	0	0	0	0	0	0	40
Service clubs	02	0	0	28	4	0	0	0	0	0	0	0	32
Veteran's groups	03	0	0	20	1	0	0	0	0	0	0	0	21
Political clubs	04	0	0	9	0	0	0	0	0	0	0	0	9
Labor union	05	0	0	21	4	0	0	0	0	0	0	0	25
Sports groups	06	0	0	92	15	0	0	0	0	0	0	0	107
Youth groups	07	0	0	27	3	0	0	0	0	0	0	0	30
School service groups	08	0	0	38	10	0	0	0	0	0	0	0	48
Hobby and garden clubs	09	0	0	30	1	0	0	0	0	0	0	0	31
School fraternities or sororities	10	0	0	5	4	0	0	0	0	0	0	0	9
Nationality groups	11	0	0	6	1	0	0	0	0	0	0	0	7
Farm organizations	12	0	0	12	0	0	0	0	0	0	0	0	12
Literary, art, discussion or study groups	13	0	0	16	2	0	0	0	0	0	0	0	18
Professional or academic societies	14	0	0	41	5	0	0	0	0	0	0	0	46
Church-affiliated groups	15	0	0	170	54	0	0	0	0	0	0	0	224
Any other groups	16	0	0	30	8	0	0	0	0	0	0	0	38
Don't know	98	0	0	0	0	0	0	0	0	0	0	0	0
No answer	99	0	0	34	5	0	0	0	0	0	0	0	39
Not applicable (Less than two mentions in Q.328)	BK	13,626	354	6,931	228	5,907	1,606	2,992	2,904	2,832	2,817	40,197	

333. Personally, how committed do you feel to this organization? Not committed at all, slightly committed, moderately committed, strongly committed, or very strongly committed.

[VAR: CAREGRP]

RESPONSE	PUNCH	YEAR									COL. 1295	
		1972-82	1982B	1983-87	1987B	1988-91	1993	1994	1996	1998	2000	ALL
Not at all	1	0	0	44	6	0	0	0	0	0	0	50
Slightly	2	0	0	137	33	0	0	0	0	0	0	170
Moderately	3	0	0	242	33	0	0	0	0	0	0	275
Strongly	4	0	0	282	69	0	0	0	0	0	0	351
Very Strongly	5	0	0	260	71	0	0	0	0	0	0	331
Don't know	8	0	0	1	0	0	0	0	0	0	0	1
No answer	9	0	0	30	5	0	0	0	0	0	0	35
Not applicable (no groups mentioned in Q.328)	BK	13,626	354	6,546	136	5,907	1,606	2,992	2,904	2,832	2,817	39,720

334. Here is a list of things that members of organizations may participate in. Could you tell me whether or not you have ever done any of these things as a member of (GROUP IN Q.328 OR 332)? (READ EACH ITEM. CIRCLE A NUMBER FOR EACH ACTIVITY).

HAND
CARD BJ

A. Served on committees

[VAR: SERVEGRP]

RESPONSE	PUNCH	YEAR									COL. 1296	
		1972-82	1982B	1983-87	1987B	1988-91	1993	1994	1996	1998	2000	ALL
Yes	1	0	0	579	134	0	0	0	0	0	0	713
No	2	0	0	382	79	0	0	0	0	0	0	461
Don't know	8	0	0	2	0	0	0	0	0	0	0	2
No answer	9	0	0	33	4	0	0	0	0	0	0	37
Not applicable (no groups mentioned in Q.328)	BK	13,626	354	6,546	136	5,907	1,606	2,992	2,904	2,832	2,817	39,720

B. Served as an officer

[VAR: LEADGRP]

RESPONSE	PUNCH	YEAR									COL. 1297	
		1972-82	1982B	1983-87	1987B	1988-91	1993	1994	1996	1998	2000	ALL
Yes	1	0	0	435	106	0	0	0	0	0	0	541
No	2	0	0	527	107	0	0	0	0	0	0	634
Don't know	8	0	0	1	0	0	0	0	0	0	0	1
No answer	9	0	0	33	4	0	0	0	0	0	0	37
Not applicable (no groups mentioned in Q.328)	BK	13,626	354	6,546	136	5,907	1,606	2,992	2,904	2,832	2,817	39,720

C. Given money in addition to regular dues

[VAR: GIVEGRP]

RESPONSE	PUNCH	YEAR									COL.	1298	
		1972-82	1982B	1983-87	1987B	1988-91	1993	1994	1996	1998	2000	ALL	
Yes	1	0	0	615	152	0	0	0	0	0	0	0	767
No	2	0	0	348	62	0	0	0	0	0	0	0	410
Don't know	8	0	0	1	0	0	0	0	0	0	0	0	1
No answer	9	0	0	32	3	0	0	0	0	0	0	0	35
Not applicable (no groups mentioned in Q.328)	BK	13,626	354	6,546	136	5,907	1,606	2,992	2,904	2,832	2,817	39,720	

D. Attended conferences or workshops

[VAR: ATTNDGRP]

RESPONSE	PUNCH	YEAR									COL.	1299	
		1972-82	1982B	1983-87	1987B	1988-91	1993	1994	1996	1998	2000	ALL	
Yes	1	0	0	590	123	0	0	0	0	0	0	0	713
No	2	0	0	372	91	0	0	0	0	0	0	0	463
Don't know	8	0	0	1	0	0	0	0	0	0	0	0	1
No answer	9	0	0	33	3	0	0	0	0	0	0	0	36
Not applicable (no groups mentioned in Q.328)	BK	13,626	354	6,546	136	5,907	1,606	2,992	2,904	2,832	2,817	39,720	

E. Written to newspapers or magazines for the organization

[VAR: WRITEGRP]

RESPONSE	PUNCH	YEAR									COL.	1300	
		1972-82	1982B	1983-87	1987B	1988-91	1993	1994	1996	1998	2000	ALL	
Yes	1	0	0	161	25	0	0	0	0	0	0	0	186
No	2	0	0	797	188	0	0	0	0	0	0	0	985
Don't know	8	0	0	0	0	0	0	0	0	0	0	0	0
No answer	9	0	0	38	4	0	0	0	0	0	0	0	42
Not applicable (no groups mentioned in Q.328)	BK	13,626	354	6,546	136	5,907	1,606	2,992	2,904	2,832	2,817	39,720	

F. Contacted government officials on behalf of the organization

[VAR: LOBBYGRP]

RESPONSE	PUNCH	YEAR									COL.	1301	
		1972-82	1982B	1983-87	1987B	1988-91	1993	1994	1996	1998	2000	ALL	
Yes	1	0	0	193	27	0	0	0	0	0	0	0	220
No	2	0	0	767	186	0	0	0	0	0	0	0	953
Don't know	8	0	0	0	0	0	0	0	0	0	0	0	0
No answer	9	0	0	36	4	0	0	0	0	0	0	0	40
Not applicable (no groups mentioned in Q.328)	BK	13,626	354	6,546	136	5,907	1,606	2,992	2,904	2,832	2,817	39,720	

REMARKS: Hand card BJ listed different organizational activities.

335. How long have you been living here in this community of (MENTION NAME OF LOCAL GOVERNMENT UNIT)?

[VAR: LOCLIVED]

RESPONSE	PUNCH	YEAR									COL. 1302	
		1972-82	1982B	1983-87	1987B	1988-91	1993	1994	1996	1998	2000	ALL
Less than one year	1	0	0	135	37	0	0	0	0	0	0	172
One to three years	2	0	0	225	43	0	0	0	0	0	0	268
Four to ten years	3	0	0	258	56	0	0	0	0	0	0	314
More than ten years, but not entire life	4	0	0	562	156	0	0	0	0	0	0	718
Entire life	5	0	0	279	60	0	0	0	0	0	0	339
Don't know	8	0	0	0	0	0	0	0	0	0	0	0
No answer	9	0	0	7	1	0	0	0	0	0	0	8
Not applicable	BK	13,626	354	6,076	0	5,907	1,606	2,992	2,904	2,832	2,817	39,114

336. How much of the time do you think you can trust the local government here in (MENTION NAME OF LOCAL GOVERNMENT UNIT) to do what is right -- just about always, most of the time, only some of the time, or almost never?

[VAR: LOCTRUST]

RESPONSE	PUNCH	YEAR									COL. 1303	
		1972-82	1982B	1983-87	1987B	1988-91	1993	1994	1996	1998	2000	ALL
Just about always	1	0	0	175	21	0	0	0	0	0	0	196
Most of the time	2	0	0	640	110	0	0	0	0	0	0	750
Only some of the time	3	0	0	479	174	0	0	0	0	0	0	653
Almost never	4	0	0	100	30	0	0	0	0	0	0	130
Don't know	8	0	0	62	16	0	0	0	0	0	0	78
No answer	9	0	0	10	2	0	0	0	0	0	0	12
Not applicable	BK	13,626	354	6,076	0	5,907	1,606	2,992	2,904	2,832	2,817	39,114

337. How much influence do you think people like you can have over local government decisions -- a lot, a moderate amount, a little, or none at all?

[VAR: LOCINFLU]

RESPONSE	PUNCH	YEAR									COL. 1304	
		1972-82	1982B	1983-87	1987B	1988-91	1993	1994	1996	1998	2000	ALL
A lot	1	0	0	205	47	0	0	0	0	0	0	252
A moderate amount	2	0	0	495	90	0	0	0	0	0	0	585
A little	3	0	0	523	127	0	0	0	0	0	0	650
None at all	4	0	0	212	80	0	0	0	0	0	0	292
Don't know	8	0	0	25	8	0	0	0	0	0	0	33
No answer	9	0	0	6	1	0	0	0	0	0	0	7
Not applicable	BK	13,626	354	6,076	0	5,907	1,606	2,992	2,904	2,832	2,817	39,114

338. Have you ever worked with others in this community to try to solve some community problems?

[VAR: LOCPROB]

RESPONSE	PUNCH	YEAR									COL. 1305	
		1972-82	1982B	1983-87	1987B	1988-91	1993	1994	1996	1998	2000	ALL
Yes	1	0	0	496	108	0	0	0	0	0	0	604
No	2	0	0	963	243	0	0	0	0	0	0	1206
Don't know	8	0	0	0	0	0	0	0	0	0	0	0
No answer	9	0	0	7	2	0	0	0	0	0	0	9
Not applicable	BK	13,626	354	6,076	0	5,907	1,606	2,992	2,904	2,832	2,817	39,114

339. Have you ever taken part in forming a new group or a new organization to try to solve some community problems?

[VAR: LOCGRP]

RESPONSE	PUNCH	YEAR										COL. 1306	
		1972-82	1982B	1983-87	1987B	1988-91	1993	1994	1996	1998	2000	ALL	
Yes	1	0	0	251	58	0	0	0	0	0	0	0	309
No	2	0	0	1207	291	0	0	0	0	0	0	0	1,498
Don't know	8	0	0	0	0	0	0	0	0	0	0	0	0
No answer	9	0	0	8	4	0	0	0	0	0	0	0	12
Not applicable	BK	13,626	354	6,076	0	5,907	1,606	2,992	2,904	2,832	2,817	39,114	

340. If you had some complaint about a local government activity and took that complaint to a member of the local government council, would you expect him or her to pay a lot of attention to what you say, some attention, very little attention, or none at all?

[VAR: LOCCARE]

RESPONSE	PUNCH	YEAR										COL. 1307	
		1972-82	1982B	1983-87	1987B	1988-91	1993	1994	1996	1998	2000	ALL	
A lot of attention	1	0	0	395	92	0	0	0	0	0	0	0	487
Some	2	0	0	724	135	0	0	0	0	0	0	0	859
Very little	3	0	0	221	86	0	0	0	0	0	0	0	307
None at all	4	0	0	91	30	0	0	0	0	0	0	0	121
Don't know	8	0	0	27	8	0	0	0	0	0	0	0	35
No answer	9	0	0	8	2	0	0	0	0	0	0	0	10
Not applicable	BK	13,626	354	6,076	0	5,907	1,606	2,992	2,904	2,832	2,817	39,114	

341. How interested are you in politics and national affairs? Are you very interested, somewhat interested, only slightly interested, or not at all interested?

[VAR: INTPOL]

RESPONSE	PUNCH	YEAR										COL. 1308	
		1972-82	1982B	1983-87	1987B	1988-91	1993	1994	1996	1998	2000	ALL	
Very interested	1	0	0	336	66	0	0	0	0	0	0	0	402
Somewhat interested	2	0	0	622	120	0	0	0	0	0	0	0	742
Only slightly interested	3	0	0	376	105	0	0	0	0	0	0	0	481
Not interested	4	0	0	123	57	0	0	0	0	0	0	0	180
Don't know	8	0	0	2	3	0	0	0	0	0	0	0	5
No answer	9	0	0	7	2	0	0	0	0	0	0	0	9
Not applicable	BK	13,626	354	6,076	0	5,907	1,606	2,992	2,904	2,832	2,817	39,114	

342. During elections, do you ever try to show people why they should vote for one of the parties or candidates? Do you do that often, sometimes, rarely or never?

[VAR: SWAYVOTE]

RESPONSE	PUNCH	YEAR										COL. 1309	
		1972-82	1982B	1983-87	1987B	1988-91	1993	1994	1996	1998	2000	ALL	
Often	1	0	0	139	36	0	0	0	0	0	0	0	175
Sometimes	2	0	0	326	72	0	0	0	0	0	0	0	398
Rarely	3	0	0	206	41	0	0	0	0	0	0	0	247
Never	4	0	0	785	201	0	0	0	0	0	0	0	986
Don't know	8	0	0	2	2	0	0	0	0	0	0	0	4
No answer	9	0	0	8	1	0	0	0	0	0	0	0	9
Not applicable	BK	13,626	354	6,076	0	5,907	1,606	2,992	2,904	2,832	2,817	39,114	

343. Have you done (other) work for one of the parties or candidates in most elections, some elections, only a few, or have you never done such work?

[VAR: WORKPOL]

RESPONSE	PUNCH	YEAR										COL. 1310	
		1972-82	1982B	1983-87	1987B	1988-91	1993	1994	1996	1998	2000	ALL	
Most elections	1	0	0	38	10	0	0	0	0	0	0	0	48
Some elections	2	0	0	141	25	0	0	0	0	0	0	0	166
Only a few	3	0	0	217	34	0	0	0	0	0	0	0	251
Never	4	0	0	1,061	283	0	0	0	0	0	0	0	1,344
No answer	9	0	0	9	1	0	0	0	0	0	0	0	10
Not applicable	BK	13,626	354	6,076	0	5,907	1,606	2,992	2,904	2,832	2,817	39,114	

344. In the past three or four years, have you attended any political meetings or rallies?

[VAR: POLRALLY]

RESPONSE	PUNCH	YEAR										COL. 1311	
		1972-82	1982B	1983-87	1987B	1988-91	1993	1994	1996	1998	2000	ALL	
Yes	1	0	0	278	76	0	0	0	0	0	0	0	354
No	2	0	0	1,178	275	0	0	0	0	0	0	0	1,453
Don't know	8	0	0	0	0	0	0	0	0	0	0	0	0
No answer	9	0	0	10	2	0	0	0	0	0	0	0	12
Not applicable	BK	13,626	354	6,076	0	5,907	1,606	2,992	2,904	2,832	2,817	39,114	

345. Have you ever personally gone to see, or spoken to, or written to -- some member of local government or some other person of influence in the community about some needs or problems?

[VAR: LOCLOBBY]

RESPONSE	PUNCH	YEAR										COL. 1312	
		1972-82	1982B	1983-87	1987B	1988-91	1993	1994	1996	1998	2000	ALL	
Yes (ASK A)	1	0	0	508	86	0	0	0	0	0	0	0	594
No (GO TO Q.346)	2	0	0	950	266	0	0	0	0	0	0	0	1,216
Don't know	8	0	0	0	0	0	0	0	0	0	0	0	0
No answer	9	0	0	8	1	0	0	0	0	0	0	0	9
Not applicable	BK	13,626	354	6,076	0	5,907	1,606	2,992	2,904	2,832	2,817	39,114	

IF YES:

A. Was this need or problem primarily of concern to you, your friends and family, or was it an issue of wider concern?

[VAR: LOCSELF]

RESPONSE	PUNCH	YEAR										COL. 1313	
		1972-82	1982B	1983-87	1987B	1988-91	1993	1994	1996	1998	2000	ALL	
Self, friend, or family	1	0	0	148	27	0	0	0	0	0	0	0	175
BOTH	2	0	0	72	10	0	0	0	0	0	0	0	82
Wider concern	3	0	0	286	47	0	0	0	0	0	0	0	333
Don't know	8	0	0	0	0	0	0	0	0	0	0	0	0
No answer	9	0	0	10	3	0	0	0	0	0	0	0	13
Not applicable (Punches BK, 2-8 in Col. 1312)	BK	13,626	354	7,026	266	5,907	1,606	2,992	2,904	2,832	2,817	40,330	

346. What about some representatives or governmental officials outside of the local community -- on the (county, IF LOCAL UNIT BELOW COUNTY LEVEL), state, or national level? Have you ever contacted or written to such a person on some need or problem?

[VAR: OTHLOBBY]

RESPONSE	PUNCH	YEAR										COL. 1314	
		1972-82	1982B	1983-87	1987B	1988-91	1993	1994	1996	1998	2000	ALL	
Yes (ASK A)	1	0	0	434	56	0	0	0	0	0	0	0	490
No	2	0	0	1,023	295	0	0	0	0	0	0	0	1,318
Don't know	8	0	0	0	0	0	0	0	0	0	0	0	0
No answer	9	0	0	9	2	0	0	0	0	0	0	0	11
Not applicable	BK	13,626	354	6,076	0	5,907	1,606	2,992	2,904	2,832	2,817	39,114	

IF YES:

A. Was this need or problem primarily of concern to you, your friends, and family or was it an issue of wider concern?

[VAR: OTHSELF]

RESPONSE	PUNCH	YEAR										COL. 1315	
		1972-82	1982B	1983-87	1987B	1988-91	1993	1994	1996	1998	2000	ALL	
Self, friend, or family	1	0	0	107	22	0	0	0	0	0	0	0	129
BOTH	2	0	0	42	6	0	0	0	0	0	0	0	48
Wider concern	3	0	0	284	28	0	0	0	0	0	0	0	312
Don't know	8	0	0	0	0	0	0	0	0	0	0	0	0
No answer	9	0	0	10	2	0	0	0	0	0	0	0	12
Not applicable (Punches BK, 2-8 in Col. 1314)	BK	13,626	354	7,099	295	5,907	1,606	2,992	2,904	2,832	2,817	40,432	

347. We would want to know how well known the different governmental leaders are around here? Could you tell me the name of the governor of this state?

[VAR: GOVERNOR]

RESPONSE	PUNCH	YEAR										COL. 1316	
		1972-82	1982B	1983-87	1987B	1988-91	1993	1994	1996	1998	2000	ALL	
Correct answer	1	0	0	1,151	221	0	0	0	0	0	0	0	1,372
Incorrect answer	2	0	0	59	23	0	0	0	0	0	0	0	82
R doesn't know answer	8	0	0	245	105	0	0	0	0	0	0	0	350
No answer	9	0	0	11	4	0	0	0	0	0	0	0	15
Not applicable	BK	13,626	354	6,076	0	5,907	1,606	2,992	2,904	2,832	2,817	39,114	

348. What about the Congressman from this district? Do you happen to know (his/her) name?

[VAR: USREP]

RESPONSE	PUNCH	YEAR										COL. 1317	
		1972-82	1982B	1983-87	1987B	1988-91	1993	1994	1996	1998	2000	ALL	
Correct answer	1	0	0	539	82	0	0	0	0	0	0	0	621
Incorrect answer	2	0	0	124	34	0	0	0	0	0	0	0	158
R doesn't know answer	8	0	0	770	232	0	0	0	0	0	0	0	1,002
No answer	9	0	0	33	5	0	0	0	0	0	0	0	38
Not applicable	BK	13,626	354	6,076	0	5,907	1,606	2,992	2,904	2,832	2,817	39,114	

349. What is the name of the head of the local school system? (CORRECT ANSWERS INCLUDE THE NAME OF THE HEAD OF THE LOCAL SCHOOL BOARD OR THE NAME OF THE SUPERINTENDENT OF SCHOOLS).

[VAR: SCHLHEAD]

RESPONSE	PUNCH	YEAR										COL. 1318	
		1972-82	1982B	1983-87	1987B	1988-91	1993	1994	1996	1998	2000	ALL	
Correct answer	1	0	0	458	99	0	0	0	0	0	0	0	557
Incorrect answer	2	0	0	54	12	0	0	0	0	0	0	0	66
R doesn't know answer	8	0	0	928	234	0	0	0	0	0	0	0	1,162
No answer	9	0	0	26	8	0	0	0	0	0	0	0	34
Not applicable	BK	13,626	354	6,076	0	5,907	1,606	2,992	2,904	2,832	2,817	39,114	

350. How much of the time do you think you can trust the government in Washington to do what is right -- just about always, most of the time only some of the time, or almost never?

[VAR: FEDTRUST]

RESPONSE	PUNCH	YEAR										COL. 1319	
		1972-82	1982B	1983-87	1987B	1988-91	1993	1994	1996	1998	2000	ALL	
Just about always	1	0	0	56	12	0	0	0	0	0	0	0	68
Most of the time	2	0	0	479	67	0	0	0	0	0	0	0	546
Only some of the time	3	0	0	791	199	0	0	0	0	0	0	0	990
Almost never	4	0	0	112	65	0	0	0	0	0	0	0	177
Don't know	8	0	0	17	8	0	0	0	0	0	0	0	25
No answer	9	0	0	11	2	0	0	0	0	0	0	0	13
Not applicable	BK	13,626	354	6,076	0	5,907	1,606	2,992	2,904	2,832	2,817	39,114	

351. What about local elections -- do you always vote in those, do you sometimes miss one, or do you rarely vote, or do you never vote?

[VAR: LOCVOTE]

RESPONSE	PUNCH	YEAR										COL. 1320	
		1972-82	1982B	1983-87	1987B	1988-91	1993	1994	1996	1998	2000	ALL	
Vote at all	1	0	0	511	100	0	0	0	0	0	0	0	611
Sometimes miss	2	0	0	481	117	0	0	0	0	0	0	0	598
Rarely vote	3	0	0	177	46	0	0	0	0	0	0	0	223
Never vote	4	0	0	278	85	0	0	0	0	0	0	0	363
Don't know	8	0	0	5	2	0	0	0	0	0	0	0	7
No answer	9	0	0	14	3	0	0	0	0	0	0	0	17
Not applicable	BK	13,626	354	6,076	0	5,907	1,606	2,992	2,904	2,832	2,817	39,114	

352. In the past three or four years, have you contributed money to a political party or candidate or to any other political cause?

[VAR: GAVEPOL]

RESPONSE	PUNCH	YEAR										COL. 1321	
		1972-82	1982B	1983-87	1987B	1988-91	1993	1994	1996	1998	2000	ALL	
Yes	1	0	0	333	57	0	0	0	0	0	0	0	390
No	2	0	0	1,124	293	0	0	0	0	0	0	0	1,417
Don't know	8	0	0	0	0	0	0	0	0	0	0	0	0
No answer	9	0	0	9	3	0	0	0	0	0	0	0	12
Not applicable	BK	13,626	354	6,076	0	5,907	1,606	2,992	2,904	2,832	2,817	39,114	

ASK ONLY IF R IS BLACK:

353. People have different opinions about the amount of influence that various groups have in American life and politics. Do you think that blacks have far too much influence, too much influence, about the right amount of influence, too little influence, or do they far too little influence?

HAND
CARD BK

[VAR: BLKINFLU]

RESPONSE	PUNCH	YEAR										COL. 1322
		1972-82	1982B	1983-87	1987B	1988-91	1993	1994	1996	1998	2000	ALL
Far too much influence . . . 1		0	0	0	0	0	0	0	0	0	0	0
Too much influence 2		0	0	3	4	0	0	0	0	0	0	7
About the right amount . . . 3		0	0	22	38	0	0	0	0	0	0	60
Too little influence 4		0	0	96	172	0	0	0	0	0	0	268
Far too little influence . . 5		0	0	60	128	0	0	0	0	0	0	188
Don't know 8		0	0	8	8	0	0	0	0	0	0	16
No answer 9		0	0	2	3	0	0	0	0	0	0	5
Not applicable (not black) BK		13,626	354	7,351	0	5,907	1,606	2,992	2,904	2,832	2,817	40,389

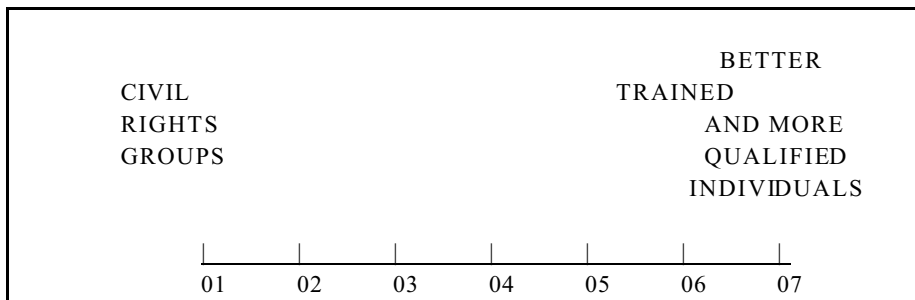
REMARKS: Card BK contained responses 1-5.

ASK ONLY IF BLACK

354. People have different ideas about the best way for blacks to improve their position in American life and politics.

Some people think that the best way for blacks to improve their position is through civil rights groups, they would be at point 1 on this card. Other people think that the best for way blacks to improve their position is for each individual black to become better trained and more qualified. They would be located at point 7. And other people have opinions somewhere in between. Where would you place yourself on this scale?

HAND
CARD BL



[VAR: BLKGAINS]

RESPONSE	PUNCH	YEAR										COL. 1323
		1972-82	1982B	1983-87	1987B	1988-91	1993	1994	1996	1998	2000	ALL
1-Civil Rights Groups 1		0	0	15	22	0	0	0	0	0	0	37
2 2		0	0	8	11	0	0	0	0	0	0	19
3 3		0	0	7	10	0	0	0	0	0	0	17
4 4		0	0	54	86	0	0	0	0	0	0	140
5 5		0	0	28	44	0	0	0	0	0	0	72
6 6		0	0	20	21	0	0	0	0	0	0	41
7-Better Trained 7		0	0	56	153	0	0	0	0	0	0	209
Don't know 8		0	0	0	0	0	0	0	0	0	0	0
No answer 9		0	0	3	6	0	0	0	0	0	0	9
Not applicable (not black) BK		13,626	354	7,351	0	5,907	1,606	2,992	2,904	2,832	2,817	40,389

REMARKS: Card BL contained the scale pictured above.

ASK ONLY IF R IS FEMALE:

355. People have different opinions about the amount of influence that various groups have in American life and politics. Do you think that women have far too much influence, too much influence, about the right amount of influence, too little influence, or do they have far too little influence?

HAND
CARD BM

[VAR: FEINFLU]

RESPONSE	PUNCH	YEAR										COL. 1324
		1972-82	1982B	1983-87	1987B	1988-91	1993	1994	1996	1998	2000	ALL
Far too much influence . . . 1		0	0	5	3	0	0	0	0	0	0	8
Too much influence 2		0	0	36	7	0	0	0	0	0	0	43
About the right amount . . . 3		0	0	318	57	0	0	0	0	0	0	375
Too little influence 4		0	0	359	102	0	0	0	0	0	0	461
Far too little influence . . 5		0	0	82	36	0	0	0	0	0	0	118
Don't know 8		0	0	17	8	0	0	0	0	0	0	25
No answer 9		0	0	8	3	0	0	0	0	0	0	11
Not applicable (not female)	BK	13,626	354	6,717	137	5,907	1,606	2,992	2,904	2,832	2,817	39,892

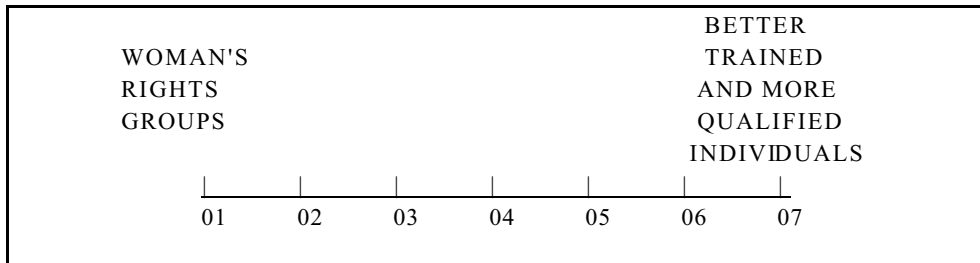
REMARKS: Card BM contained responses 1-5.

ASK ONLY IF FEMALE:

356. People have different ideas about the best way for women to improve their position in American life and politics.

Some people think that the best way for women to improve their position is through women's rights groups, they would be at point 1 on this card. Other people think that the best way for women to improve their position is for each individual women to become better trained and more qualified. They would be located at point 7. And other people have opinions somewhere in between. Where would you place yourself on this scale?

HAND
CARD BN



[VAR: FEGAINS]

RESPONSE	PUNCH	YEAR										COL. 1325
		1972-82	1982B	1983-87	1987B	1988-91	1993	1994	1996	1998	2000	ALL
1-Women's Rights Groups. . . 1		0	0	39	20	0	0	0	0	0	0	59
2 2		0	0	21	6	0	0	0	0	0	0	27
3 3		0	0	30	8	0	0	0	0	0	0	38
4 4		0	0	136	52	0	0	0	0	0	0	188
5 5		0	0	113	23	0	0	0	0	0	0	136
6 6		0	0	116	14	0	0	0	0	0	0	130
7-Better Trained 7		0	0	357	85	0	0	0	0	0	0	442
Don't know 8		0	0	0	0	0	0	0	0	0	0	0
No answer 9		0	0	13	8	0	0	0	0	0	0	21
Not applicable (not female)	BK	13,626	354	6,717	137	5,907	1,606	2,992	2,904	2,832	2,817	39,892

REMARKS: Card BN contained scale pictured above.

**The 1988 Topical Module: Religion
(Qs. 357-384)**

357. Here are some things that have been said about science. Would you tell me if you tend to agree or disagree with them?

A. Science will solve our social problems like crime and mental illness.

[VAR: SCISOLVE]

RESPONSE	PUNCH	YEAR										COL. 1326
		1972-82	1982B	1983-87	1987B	1988-91	1993	1994	1996	1998	2000	ALL
Agree	1	0	0	0	0	334	0	0	0	0	0	334
Disagree	2	0	0	0	0	1,111	0	0	0	0	0	1,111
Don't Know	8	0	0	0	0	21	0	0	0	0	0	21
No answer	9	0	0	0	0	15	0	0	0	0	0	15
Not applicable	BK	13,626	354	7,542	353	4,426	1,606	2,992	2,904	2,832	2,817	39,452

B. One trouble with science is that it makes our way of life change too fast.

[VAR: SCICHNG]

RESPONSE	PUNCH	YEAR										COL. 1327
		1972-82	1982B	1983-87	1987B	1988-91	1993	1994	1996	1998	2000	ALL
Agree	1	0	0	0	0	595	0	0	0	0	0	595
Disagree	2	0	0	0	0	854	0	0	0	0	0	854
Don't Know	8	0	0	0	0	18	0	0	0	0	0	18
No answer	9	0	0	0	0	14	0	0	0	0	0	14
Not applicable	BK	13,626	354	7,542	353	4,426	1,606	2,992	2,904	2,832	2,817	39,452

C. Scientists always seem to be prying into things that they really ought to stay out of.

[VAR: SCIPRY]

RESPONSE	PUNCH	YEAR										COL. 1328
		1972-82	1982B	1983-87	1987B	1988-91	1993	1994	1996	1998	2000	ALL
Agree	1	0	0	0	0	504	0	0	0	0	0	504
Disagree	2	0	0	0	0	942	0	0	0	0	0	942
Don't Know	8	0	0	0	0	19	0	0	0	0	0	19
No answer	9	0	0	0	0	16	0	0	0	0	0	16
Not applicable	BK	13,626	354	7,542	353	4,426	1,606	2,992	2,904	2,832	2,817	39,452

D. One of the bad effects of science is that it breaks down people's ideas of right and wrong.

[VAR: SCIMORAL]

RESPONSE	PUNCH	YEAR										COL. 1329
		1972-82	1982B	1983-87	1987B	1988-91	1993	1994	1996	1998	2000	ALL
Agree	1	0	0	0	0	474	0	0	0	0	0	474
Disagree	2	0	0	0	0	961	0	0	0	0	0	961
Don't Know	8	0	0	0	0	29	0	0	0	0	0	29
No answer	9	0	0	0	0	17	0	0	0	0	0	17
Not applicable	BK	13,626	354	7,542	353	4,426	1,606	2,992	2,904	2,832	2,817	39,452

INTERVIEWER: IF ANSWER TO Q. 104/104A-B DOES NOT MATCH ANSWER TO Q. 115/115A-B, THEN ANSWER TO Q. 358 MUST BE "YES". RECONCILE IF THEY DO NOT MATCH AND RESPONDENT SAID "NO" TO Q. 358.

358. I'd like to go over your religious preferences since you were raised as a (RELIGION AND/OR DENOMINATION MENTIONED IN Q. 115/115A).

Have you ever had another religious preference besides being (RELIGION AND/OR CHURCH DENOMINATION MENTIONED IN Q. 115/115A).

Yes..... (ASK A)1
 No..... (GO TO Q. 359).....2

[VAR: SWITCHED]

RESPONSE	PUNCH	YEAR						COL. 1330				
		1972-82	1982B	1983-87	1987B	1988-91	1993	1994	1996	1998	2000	ALL
Yes	1	0	0	0	0	525	0	0	0	0	0	525
No	2	0	0	0	0	945	0	0	0	0	0	945
No answer	9	0	0	0	0	11	0	0	0	0	0	11
Not applicable	BK	13,626	354	7,542	353	4,426	1,606	2,992	2,904	2,832	2,817	39,452

IF YES:

A. Starting when you were 16 years old, what other religious preferences have you had? Please mention your earliest preference first. Any others?

1. First Mention

[VAR: SWITCH1]

RESPONSE	PUNCH	YEAR						COL. 1331-1336				
		1972-82	1982B	1983-87	1987B	1988-91	1993	1994	1996	1998	2000	ALL
Protestant . . . 100,000-170,000		0	0	0	0	297	0	0	0	0	0	297
Catholic 200,000		0	0	0	0	53	0	0	0	0	0	53
Jewish 300,000		0	0	0	0	14	0	0	0	0	0	14
None 400,000		0	0	0	0	11	0	0	0	0	0	11
Other 500,000		0	0	0	0	14	0	0	0	0	0	14
No answer 999,999		0	0	0	0	147	0	0	0	0	0	147
Not applicable (No to Col.1330)	BK	13,626	354	7,542	353	5,371	1,606	2,992	2,904	2,832	2,817	40,544

2. Second Mention

[VAR: SWITCH2]

RESPONSE	PUNCH	YEAR						COL. 1337-1342				
		1972-82	1982B	1983-87	1987B	1988-91	1993	1994	1996	1998	2000	ALL
Protestant . . . 100,000-170,000		0	0	0	0	97	0	0	0	0	0	97
Catholic 200,000		0	0	0	0	18	0	0	0	0	0	18
Jewish 300,000		0	0	0	0	0	0	0	0	0	0	0
None 400,000		0	0	0	0	3	0	0	0	0	0	3
Other 500,000		0	0	0	0	8	0	0	0	0	0	8
No answer 999,999		0	0	0	0	155	0	0	0	0	0	155
Not applicable (No to Col.1330)	BK	13,626	354	7,542	353	5,626	1,606	2,992	2,904	2,832	2,817	40,807

3. Third Mention

[VAR: SWITCH3]

RESPONSE	PUNCH	YEAR						COL. 1343-1348				
		1972-82	1982B	1983-87	1987B	1988-91	1993	1994	1996	1998	2000	ALL
Protestant	100,000-170,000	0	0	0	0	24	0	0	0	0	0	24
Catholic	200,000	0	0	0	0	3	0	0	0	0	0	3
Jewish	300,000	0	0	0	0	1	0	0	0	0	0	1
None	400,000	0	0	0	0	0	0	0	0	0	0	0
Other	500,000	0	0	0	0	2	0	0	0	0	0	2
No answer	999,999	0	0	0	0	154	0	0	0	0	0	154
Not applicable (No to Col.1330)	BK 13,626	354	7,542	353	5,723	1,606	2,992	2,904	2,832	2,817	40,903	

REMARKS: The six column field for Q. 358 A1, A2, and A3 matches the six columns used to code RELIG (1 column), DENOM (2 columns), and OTHER (3 columns). For example, a Southern Baptist is 114000. Codes 100000 to 170000 are collapsed together here for presentational purposes only.

B. RECORD NUMBER OF RELIGIONS MENTIONED

[VAR: SWITNUM]

RESPONSE	PUNCH	YEAR						COL. 1349				
		1972-82	1982B	1983-87	1987B	1988-91	1993	1994	1996	1998	2000	ALL
1	1	0	0	0	0	255	0	0	0	0	0	255
2	2	0	0	0	0	97	0	0	0	0	0	97
3	3	0	0	0	0	24	0	0	0	0	0	24
4 or more	4	0	0	0	0	6	0	0	0	0	0	6
Don't know	8	0	0	0	0	0	0	0	0	0	0	0
No answer	9	0	0	0	0	154	0	0	0	0	0	154
Not applicable (No to Col.1330)	BK 13,626	354	7,542	353	5,371	1,606	2,992	2,904	2,832	2,817	40,397	

C1. How old were you when you switched to (FIRST/SECOND MENTION)?

[1] Age at First Switch

[VAR: SWITAGE1]

RESPONSE	PUNCH	YEAR						COL. 1350-1351				
		1972-82	1982B	1983-87	1987B	1988-91	1993	1994	1996	1998	2000	ALL
0-19 years old	0-19	0	0	0	0	117	0	0	0	0	0	117
20-29 " "	20-29	0	0	0	0	137	0	0	0	0	0	137
30-39 " "	30-39	0	0	0	0	50	0	0	0	0	0	50
40-49 " "	40-49	0	0	0	0	14	0	0	0	0	0	14
50-89 " "	50-89	0	0	0	0	15	0	0	0	0	0	15
No answer	99	0	0	0	0	203	0	0	0	0	0	203
Not applicable (No to Col.1330)	BK 13,626	354	7,542	353	5,371	1,606	2,992	2,904	2,832	2,817	40,397	

[2] Age at Second Switch

[VAR: SWITAGE2]

RESPONSE	PUNCH	YEAR						COL. 1352-1353				
		1972-82	1982B	1983-87	1987B	1988-91	1993	1994	1996	1998	2000	ALL
0-19 years old	0-19	0	0	0	0	14	0	0	0	0	0	14
20-29 " "	20-29	0	0	0	0	32	0	0	0	0	0	32
30-39 " "	30-39	0	0	0	0	15	0	0	0	0	0	15
40-49 " "	40-49	0	0	0	0	6	0	0	0	0	0	6
50-89 " "	50-89	0	0	0	0	8	0	0	0	0	0	8
No answer	99	0	0	0	0	206	0	0	0	0	0	206
Not applicable (No to Col.1330)	BK 13,626	354	7,542	353	5,626	1,606	2,992	2,904	2,832	2,817	40,652	

REMARKS: Qs. 358C1 1,C12 code age to nearest year. Ages are collapsed here for presentational purposes only.

C2. Why did you become a (FIRST/SECOND MENTION)?

[1] Why first switch made

[VAR: SWITWHY1]

RESPONSE	PUNCH	YEAR										COL. 1354-1355 ALL
		1972-82	1982B	1983-87	1987B	1988-91	1993	1994	1996	1998	2000	
Marriage	10	0	0	0	0	71	0	0	0	0	0	71
Marr. & Location	14	0	0	0	0	1	0	0	0	0	0	1
Marr. & Theology	15	0	0	0	0	2	0	0	0	0	0	2
Marr. & Clergy	16	0	0	0	0	1	0	0	0	0	0	1
Marr. & Positive Beliefs . .	17	0	0	0	0	3	0	0	0	0	0	3
Friends	20	0	0	0	0	47	0	0	0	0	0	47
Frnds & Family	23	0	0	0	0	2	0	0	0	0	0	2
Frnds & Location	24	0	0	0	0	4	0	0	0	0	0	4
Frnds & Clergy	26	0	0	0	0	2	0	0	0	0	0	2
Frnds & Other Positives . .	28	0	0	0	0	1	0	0	0	0	0	1
Family	30	0	0	0	0	46	0	0	0	0	0	46
Fam. & Location	34	0	0	0	0	1	0	0	0	0	0	1
Fam. & Theo. Dissatisfied .	35	0	0	0	0	2	0	0	0	0	0	2
Fam. & Positive Beliefs . .	37	0	0	0	0	1	0	0	0	0	0	1
Fam. & Misc	39	0	0	0	0	1	0	0	0	0	0	1
Location	40	0	0	0	0	30	0	0	0	0	0	30
Loc. & Theo. Dissatisfied .	45	0	0	0	0	1	0	0	0	0	0	1
Loc. & Clergy	46	0	0	0	0	2	0	0	0	0	0	2
Loc. & Positive Beliefs . .	47	0	0	0	0	3	0	0	0	0	0	3
Theo. Dissatisfied	50	0	0	0	0	63	0	0	0	0	0	63
Theo. Dissat. & Clergy . .	56	0	0	0	0	1	0	0	0	0	0	1
Clergy	60	0	0	0	0	8	0	0	0	0	0	8
Clergy & Missing	69	0	0	0	0	1	0	0	0	0	0	1
Other, to Change	71	0	0	0	0	3	0	0	0	0	0	3
Other, Misc	76	0	0	0	0	31	0	0	0	0	0	31
Other, Positive Beliefs . .	77	0	0	0	0	14	0	0	0	0	0	14
Other, Positives	78	0	0	0	0	8	0	0	0	0	0	8
Other, Missing	79	0	0	0	0	1	0	0	0	0	0	1
No answer	99	0	0	0	0	185	0	0	0	0	0	185
Not applicable	BK	13,626	354	7,542	353	5,371	1,606	2,992	2,904	2,832	2,817	40,397

[2] Why second switch made

[VAR: SWITWHY2]

RESPONSE	PUNCH	YEAR										COL. 1356-1357 ALL
		1972-82	1982B	1983-87	1987B	1988-91	1993	1994	1996	1998	2000	
Marriage	10	0	0	0	0	17	0	0	0	0	0	17
Friends	20	0	0	0	0	9	0	0	0	0	0	9
Frnds. & Theo. Dissatisfied	25	0	0	0	0	1	0	0	0	0	0	1
Family	30	0	0	0	0	5	0	0	0	0	0	5
Location	40	0	0	0	0	8	0	0	0	0	0	8
Loc. & To Change	41	0	0	0	0	1	0	0	0	0	0	1
Theo. Dissatisfied	50	0	0	0	0	11	0	0	0	0	0	11
Clergy	60	0	0	0	0	3	0	0	0	0	0	3
Clergy & Other Positive . .	68	0	0	0	0	1	0	0	0	0	0	1
Other, To Change	71	0	0	0	0	2	0	0	0	0	0	2
Other, Misc	76	0	0	0	0	7	0	0	0	0	0	7
Other, Pos. Beliefs	77	0	0	0	0	8	0	0	0	0	0	8
Other, Other Positives . .	78	0	0	0	0	2	0	0	0	0	0	2
Frnds, Fam. Location . . .	86	0	0	0	0	1	0	0	0	0	0	1
Marr. Loc. Theo. Dissatisfied.	87	0	0	0	0	1	0	0	0	0	0	1
No answer	99	0	0	0	0	204	0	0	0	0	0	204
Not applicable	BK	13,626	354	7,542	353	5,626	1,606	2,992	2,904	2,832	2,817	40,652

REMARKS: The following reasons were precoded: A. marriage, B. friends, C. family (excluding spouse), D. location, convenience, E. theological dissatisfaction, F. clergy, and G. other (specify). From the Other (Specify) the following reasons were coded: A. Positive Beliefs - favorable evaluations of the beliefs of the new religion, B. Other Positives - favorable comments on aspects of the new religion besides beliefs, C. To change - to try something else, not further specified, D. Miscellaneous.

Interviewers coded as many reasons as were mentioned. Those mentioning two or more reasons are coded above in codes signifying their multiple choices (e.g. marriage and location is code 14).

IF MOTHER, STEPMOTHER OR OTHER FEMALE SPECIFIED IN Q. 27, (CODE 1, 2, 3, 5, 7 OR 8), ASK Q. 359 IN TERMS OF THAT PERSON; IF NO MOTHER, STEPMOTHER OR OTHER FEMALE (CODE 4 OR 6), SKIP TO Q. 360. IF "OTHER" (CODE 0), ASK Q. 359 IF MOTHER SUBSTITUTE NAMED. OTHERWISE SKIP TO Q.360.

359. What was your mother's religious preference when you were growing up? Was it Protestant, Catholic, Jewish, some other religion, or no religion?

[VAR: MARELIG]

RESPONSE	PUNCH	YEAR										COL. 1358
		1972-82	1982B	1983-87	1987B	1988-91	1993	1994	1996	1998	2000	ALL
Protestant (ASK A)	1	0	0	0	0	910	0	0	0	0	0	910
Catholic	2	0	0	0	0	400	0	0	0	0	0	400
Jewish	3	0	0	0	0	32	0	0	0	0	0	32
None	4	0	0	0	0	50	0	0	0	0	0	50
OTHER (SPECIFY RELIGION AND/OR CHURCH DENOMINATION)												
[See REMARKS below	5	0	0	0	0	36	0	0	0	0	0	36
No answer	9	0	0	0	0	5	0	0	0	0	0	5
Not applicable (No Mother/Mother Substitute)	BK	13,626	354	7,542	353	4,474	1,606	2,992	2,904	2,832	2,817	39,500

IF PROTESTANT:

359A. What specific denomination is that, if any? (PROBE FOR EXACT DENOMINATION)

[VAR: MADEN]

RESPONSE	PUNCH	YEAR										COL. 1359-1360 ALL
		1972-82	1982B	1983-87	1987B	1988-91	1993	1994	1996	1998	2000	
BAPTIST												
American Baptist Association	10	0	0	0	0	25	0	0	0	0	0	25
American Baptist Churches in the U.S.A . .	11	0	0	0	0	9	0	0	0	0	0	9
National Baptist Convention of America . .	12	0	0	0	0	2	0	0	0	0	0	2
National Baptist Convention, U.S.A., Inc .	13	0	0	0	0	6	0	0	0	0	0	6
Southern Baptist Convention	14	0	0	0	0	163	0	0	0	0	0	163
Other Baptist Churches . .	15	0	0	0	0	35	0	0	0	0	0	35
Baptist, Don't know which .	18	0	0	0	0	98	0	0	0	0	0	98
METHODIST												
African Methodist Episcopal Church	20	0	0	0	0	9	0	0	0	0	0	9
African Methodist Episcopal Zion Church . .	21	0	0	0	0	2	0	0	0	0	0	2
United Methodist Church	22	0	0	0	0	116	0	0	0	0	0	116
Other Methodist Churches .	23	0	0	0	0	9	0	0	0	0	0	9
Methodist, Don't know which	28	0	0	0	0	43	0	0	0	0	0	43
LUTHERAN												
American Lutheran Church .	30	0	0	0	0	21	0	0	0	0	0	21
Lutheran Church in America	31	0	0	0	0	12	0	0	0	0	0	12
Lutheran Church-- Missouri Synod	32	0	0	0	0	19	0	0	0	0	0	19
Wisconsin Evangelical Lutheran Synod	33	0	0	0	0	3	0	0	0	0	0	3
Other Lutheran Churches . .	34	0	0	0	0	7	0	0	0	0	0	7
Lutheran, Don't know which	38	0	0	0	0	33	0	0	0	0	0	33
PRESBYTERIAN												
Presbyterian Church in the U.S.A	40	0	0	0	0	14	0	0	0	0	0	14
United Presbyterian Church in the U.S.A	41	0	0	0	0	18	0	0	0	0	0	18
Other Presbyterian Churches	42	0	0	0	0	7	0	0	0	0	0	7
Presbyterian, Don't know which	48	0	0	0	0	30	0	0	0	0	0	30
EPISCOPAL CHURCH	50	0	0	0	0	31	0	0	0	0	0	31
Other (SPECIFY)	60	0	0	0	0	161	0	0	0	0	0	161
NO DENOMINATION GIVEN OR NON-DENOMINATIONAL CHURCH												
CHURCH	70	0	0	0	0	34	0	0	0	0	0	34
No answer	99	0	0	0	0	8	0	0	0	0	0	8
Not applicable (punches 2-5 in Col. 1358)	BK	13,626	354	7,542	353	4,992	1,606	2,992	2,904	2,832	2,817	40,018

REMARKS: Q. 359, Col. 1358, punch 5 (Other, SPECIFY), is available from NORC. Q. 359A, Cols. 1359-1360, punch 60 (N = 161), recoded into Cols. 1361-1363[MAOTH]. See Appendix K: Protestant denominations. See Appendix N for changes across surveys.

IF JEWISH:

B. Was she Orthodox, Conservative, Reform, or none of these?

[VAR: MAJEW]

RESPONSE	PUNCH	YEAR										COL. 1367
		1972-82	1982B	1983-87	1987B	1988-91	1993	1994	1996	1998	2000	ALL
Orthodox	1	0	0	0	0	8	0	0	0	0	0	8
Conservative	2	0	0	0	0	14	0	0	0	0	0	14
Reform	3	0	0	0	0	7	0	0	0	0	0	7
None of these	4	0	0	0	0	1	0	0	0	0	0	1
Don't know	8	0	0	0	0	1	0	0	0	0	0	1
No answer	9	0	0	0	0	6	0	0	0	0	0	6
Not applicable (Not Punch 3 to Col.1358)	BK	13,626	354	7,542	353	5,870	1,606	2,992	2,904	2,832	2,817	40,896

C. Fundamentalism/Liberalism of Mother's Religion

[VAR: MAFUND]

RESPONSE	PUNCH	YEAR										COL. 1368
		1972-82	1982B	1983-87	1987B	1988-91	1993	1994	1996	1998	2000	ALL
Fundamentalist	1	0	0	0	0	475	0	0	0	0	0	475
Moderate	2	0	0	0	0	566	0	0	0	0	0	566
Liberal	3	0	0	0	0	343	0	0	0	0	0	343
No answer, Excluded	9	0	0	0	0	49	0	0	0	0	0	49
Not applicable	BK	13,626	354	7,542	353	4,474	1,606	2,992	2,904	2,832	2,817	39,500

REMARKS: See Appendix T, GSS Methodological Report No. 47.

IF FATHER, STEPFATHER OR OTHER MALE SPECIFIED IN Q. 27, (CODE 1, 2, 3, 4, 6 OR 8), ASK Q. 360 IN TERMS OF THAT PERSON; IF NO FATHER, STEPFATHER OR OTHER MALE (CODE 5 OR 7), SKIP TO Q. 360. IF "OTHER" (CODE 0), ASK Q. 360 IF FATHER SUBSTITUTE NAMED. OTHERWISE SKIP TO Q. 361.

360. What was your father's religious preference when you were growing up? Was it Protestant, Catholic, Jewish, some other religion, or no religion?

[VAR: PARELIG]

RESPONSE	PUNCH	YEAR										COL. 1369
		1972-82	1982B	1983-87	1987B	1988-91	1993	1994	1996	1998	2000	ALL
Protestant (ASK A)	1	0	0	0	0	703	0	0	0	0	0	703
Catholic	2	0	0	0	0	360	0	0	0	0	0	360
Jewish	3	0	0	0	0	28	0	0	0	0	0	28
None	4	0	0	0	0	151	0	0	0	0	0	151
OTHER (SPECIFY RELIGION AND/OR CHURCH AND DENOMINATION) [See REMARKS below	5	0	0	0	0	30	0	0	0	0	0	30
Don't know	8	0	0	0	0	1	0	0	0	0	0	1
No answer	9	0	0	0	0	6	0	0	0	0	0	6
Not applicable (No Father/Father Substitute)	BK	13,626	354	7,542	353	4,628	1,606	2,992	2,904	2,832	2,817	39,654

IF PROTESTANT:

360A. What specific denomination is that, if any? (PROBE FOR EXACT DENOMINATION)

[VAR: PADEN]

RESPONSE	PUNCH	YEAR										COL. 1370-1371
		1972-82	1982B	1983-87	1987B	1988-91	1993	1994	1996	1998	2000	ALL
BAPTIST												
American Baptist Association	10	0	0	0	0	19	0	0	0	0	0	19
American Baptist Churches in the U.S.A . .	11	0	0	0	0	5	0	0	0	0	0	5
National Baptist Convention of America . .	12	0	0	0	0	1	0	0	0	0	0	1
National Baptist Convention, U.S.A., Inc .	13	0	0	0	0	6	0	0	0	0	0	6
Southern Baptist Convention	14	0	0	0	0	128	0	0	0	0	0	128
Other Baptist Churches . .	15	0	0	0	0	30	0	0	0	0	0	30
Baptist, Don't know which .	18	0	0	0	0	66	0	0	0	0	0	66
METHODIST												
African Methodist Episcopal Church	20	0	0	0	0	4	0	0	0	0	0	4
African Methodist Episcopal Zion Church . .	21	0	0	0	0	3	0	0	0	0	0	3
United Methodist Church . .	22	0	0	0	0	88	0	0	0	0	0	88
Other Methodist Churches .	23	0	0	0	0	8	0	0	0	0	0	8
Methodist, Don't know which	28	0	0	0	0	25	0	0	0	0	0	25
LUTHERAN												
American Lutheran Church .	30	0	0	0	0	21	0	0	0	0	0	21
Lutheran Church in America	31	0	0	0	0	11	0	0	0	0	0	11
Lutheran Church--Missouri Synod	32	0	0	0	0	12	0	0	0	0	0	12
Wisconsin Evangelical Lutheran Synod	33	0	0	0	0	1	0	0	0	0	0	1
Other Lutheran Churches . .	34	0	0	0	0	4	0	0	0	0	0	4
Lutheran, Don't know which	38	0	0	0	0	27	0	0	0	0	0	27
PRESBYTERIAN												
Presbyterian Church in the U.S.A	40	0	0	0	0	9	0	0	0	0	0	9
United Presbyterian Church in the U.S.A	41	0	0	0	0	15	0	0	0	0	0	15
Other Presbyterian Churches	42	0	0	0	0	6	0	0	0	0	0	6
Presbyterian, Don't know which	48	0	0	0	0	28	0	0	0	0	0	28
EPISCOPAL CHURCH	50	0	0	0	0	24	0	0	0	0	0	24
Other (SPECIFY)	60	0	0	0	0	122	0	0	0	0	0	122
NO DENOMINATION GIVEN OR NON-DENOMINATIONAL CHURCH												
No answer	99	0	0	0	0	9	0	0	0	0	0	9
Not applicable (punches 2-5, 9 in Col. 1369)	BK	13,626	354	7,542	353	5,198	1,606	2,992	2,904	2,832	2,817	40,224

REMARKS: Q. 360, Col. 1369, punch 5 (Other, SPECIFY), is available from NORC. Q. 360A, Cols. 1370-1371, punch 60 (N = 122), recoded into Cols. 1372-1374 [PAOTH] See Appendix K: Protestant denominations. See Appendix N for changes across surveys.

IF JEWISH:

B. Was he Orthodox, Conservative, Reform, or none of these?

[VAR: PAJEW]

RESPONSE	PUNCH	YEAR										COL.	1375
		1972-82	1982B	1983-87	1987B	1988-91	1993	1994	1996	1998	2000	ALL	
Orthodox	1	0	0	0	0	9	0	0	0	0	0	0	9
Conservative	2	0	0	0	0	7	0	0	0	0	0	0	7
Reform	3	0	0	0	0	8	0	0	0	0	0	0	8
None of these	4	0	0	0	0	2	0	0	0	0	0	0	2
Don't know	8	0	0	0	0	1	0	0	0	0	0	0	1
No answer	9	0	0	0	0	7	0	0	0	0	0	0	7
Not applicable (No Father/Father Substitute)	BK	13,626	354	7,542	353	5,873	1,606	2,992	2,904	2,832	2,817	40,899	

C. Fundamentalism/Liberalism of Father's Religion

[VAR: PAFUND]

RESPONSE	PUNCH	YEAR										COL.	1376
		1972-82	1982B	1983-87	1987B	1988-91	1993	1994	1996	1998	2000	ALL	
Fundamentalist	1	0	0	0	0	351	0	0	0	0	0	0	351
Moderate	2	0	0	0	0	504	0	0	0	0	0	0	504
Liberal	3	0	0	0	0	381	0	0	0	0	0	0	381
No answer, Excluded	9	0	0	0	0	43	0	0	0	0	0	0	43
Not applicable (No Father/Father Substitute)	BK	13,626	354	7,542	353	4,628	1,606	2,992	2,904	2,832	2,817	39,654	

REMARKS: See Appendix T, GSS Methodological Report No. 43.

361. Did you get any of your grade or high school education in parochial schools or other schools run by religious groups?

Yes (ASK A) 1
 No (GO TO Q. 362) 2

A. How many years did you attend religious schools?

[VAR: CHURHSCH]

RESPONSE	PUNCH	YEAR										COL.	1377-1378
		1972-82	1982B	1983-87	1987B	1988-91	1993	1994	1996	1998	2000	ALL	
0 year	0	0	0	0	0	3,092	0	0	0	0	0	0	3,092
1	1	0	0	0	0	55	0	0	0	0	0	0	55
2	2	0	0	0	0	67	0	0	0	0	0	0	67
3	3	0	0	0	0	54	0	0	0	0	0	0	54
4	4	0	0	0	0	54	0	0	0	0	0	0	54
5	5	0	0	0	0	34	0	0	0	0	0	0	34
6	6	0	0	0	0	63	0	0	0	0	0	0	63
7	7	0	0	0	0	26	0	0	0	0	0	0	26
8	8	0	0	0	0	141	0	0	0	0	0	0	141
9	9	0	0	0	0	30	0	0	0	0	0	0	30
10	10	0	0	0	0	20	0	0	0	0	0	0	20
11	11	0	0	0	0	11	0	0	0	0	0	0	11
12	12	0	0	0	0	119	0	0	0	0	0	0	119
13	13	0	0	0	0	10	0	0	0	0	0	0	10
14	14	0	0	0	0	11	0	0	0	0	0	0	11
15	15	0	0	0	0	2	0	0	0	0	0	0	2
16	16	0	0	0	0	12	0	0	0	0	0	0	12
17	17	0	0	0	0	1	0	0	0	0	0	0	1
Don't know	98	0	0	0	0	0	0	0	0	0	0	0	0
No answer	99	0	0	0	0	44	0	0	0	0	0	0	44
Not applicable	BK	13,626	354	7,542	353	2,061	1,606	2,992	2,904	2,832	2,817	37,087	

362. When you were growing up, did you attend Sunday school or religious instruction classes regularly, most of the time, some of the time, or never?

[VAR: SUNSCH16]

RESPONSE	PUNCH	YEAR										COL. 1379
		1972-82	1982B	1983-87	1987B	1988-91	1993	1994	1996	1998	2000	ALL
Regularly	1	0	0	0	0	763	0	0	0	781	0	1,544
Most of the time	2	0	0	0	0	247	0	0	0	186	0	433
Some of the time	3	0	0	0	0	305	0	0	0	284	0	589
Never	4	0	0	0	0	113	0	0	0	137	0	250
ATTENDED PAROCHIAL SCHOOL	5	0	0	0	0	47	0	0	0	48	0	95
No answer	9	0	0	0	0	6	0	0	0	9	0	15
Not applicable	BK	13,626	354	7,542	353	4,426	1,606	2,992	2,904	1,387	2,817	38,007

363. When you were growing up, did anyone usually say grace or give thanks to God aloud before meals at home?

[VAR: GRACE16]

RESPONSE	PUNCH	YEAR										COL. 1380
		1972-82	1982B	1983-87	1987B	1988-91	1993	1994	1996	1998	2000	ALL
Yes	1	0	0	0	0	992	0	0	0	0	0	992
No	2	0	0	0	0	479	0	0	0	0	0	479
Don't know	8	0	0	0	0	3	0	0	0	0	0	3
No answer	9	0	0	0	0	7	0	0	0	0	0	7
Not applicable	BK	13,626	354	7,542	353	4,426	1,606	2,992	2,904	2,832	2,817	39,452

364. Did you ever join a church (synagogue) when you were growing up, that is, become a member by confirmation or such?

[VAR: JOIN16]

RESPONSE	PUNCH	YEAR										COL. 1381
		1972-82	1982B	1983-87	1987B	1988-91	1993	1994	1996	1998	2000	ALL
Yes	1	0	0	0	0	1,000	0	0	0	0	0	1,000
No	2	0	0	0	0	471	0	0	0	0	0	471
Don't know	8	0	0	0	0	2	0	0	0	0	0	2
No answer	9	0	0	0	0	8	0	0	0	0	0	8
Not applicable	BK	13,626	354	7,542	353	4,426	1,606	2,992	2,904	2,832	2,817	39,452

365. Since you were 16 years old, has there ever been a period of 2 years or more when you did not attend religious services?

[VAR: LAPSED]

RESPONSE	PUNCH	YEAR										COL. 1382
		1972-82	1982B	1983-87	1987B	1988-91	1993	1994	1996	1998	2000	ALL
Yes	1	0	0	0	0	807	0	0	0	0	0	807
No	2	0	0	0	0	673	0	0	0	0	0	673
No answer	9	0	0	0	0	1	0	0	0	0	0	1
Not applicable	BK	13,626	354	7,542	353	4,426	1,606	2,992	2,904	2,832	2,817	39,452

366. Are you, yourself, a member of a church or synagogue?

Yes (ASK 367) 1
 No (GO TO Q.368) 2

[VAR: CHURHMEM]

RESPONSE	PUNCH	YEAR										COL. 1383
		1972-82	1982B	1983-87	1987B	1988-91	1993	1994	1996	1998	2000	ALL
Yes	1	0	0	0	0	904	0	0	0	0	0	904
No	2	0	0	0	0	577	0	0	0	0	0	577
Not applicable	BK	13,626	354	7,542	353	4,426	1,606	2,992	2,904	2,832	2,817	39,452

IF YES TO Q.366:

367. Do you take part in any of the activities or organizations of your church (synagogue) other than attending service?

[VAR: CHURHACT]

RESPONSE	PUNCH	YEAR								COL. 1384		
		1972-82	1982B	1983-87	1987B	1988-91	1993	1994	1996	1998	2000	ALL
Yes	1	0	0	0	0	408	0	0	0	0	0	408
No	2	0	0	0	0	480	0	0	0	0	0	480
No answer	9	0	0	0	0	16	0	0	0	0	0	16
Not applicable (No to Col.1383)	BK	13,626	354	7,542	353	5,003	1,606	2,992	2,904	2,832	2,817	40,029

368. About how much time per week, in hours and minutes, do you normally spend watching religious shows on television?

[VAR: TVRELIG]

RESPONSE	PUNCH	YEAR								COL. 1385-1387		
		1972-82	1982B	1983-87	1987B	1988-91	1993	1994	1996	1998	2000	ALL
0 - 1 hours	0 - 1	0	0	0	0	1,140	0	0	0	0	0	1,140
1 - 2 "	1 - 2	0	0	0	0	184	0	0	0	0	0	184
2 - 3 "	2 - 3	0	0	0	0	70	0	0	0	0	0	70
3 - 4 "	3 - 4	0	0	0	0	24	0	0	0	0	0	24
4 - 6 "	4 - 6	0	0	0	0	22	0	0	0	0	0	22
6 - 10 "	6 -10	0	0	0	0	19	0	0	0	0	0	19
10 +	10 +	0	0	0	0	12	0	0	0	0	0	12
No answer	999	0	0	0	0	10	0	0	0	0	0	10
Not applicable	BK	13,626	354	7,542	353	4,426	1,606	2,992	2,904	2,832	2,817	38,007

REMARKS: Cols. 1385-1386 are hours and col. 1387 is decimalized minutes. Thus response "2-3" includes all answers falling between 2 and 2.9 hours. Time is collapsed here for presentational purposes only.

369. Please look at this card and tell me which statement comes closest to expressing what you believe about God.

HAND
CARD BO

- I don't believe in God.....1
- I don't know whether there is a God
and I don't believe there is any
way to find out.....2
- I don't believe in a personal God,
but I do believe in a Higher
Power of some kind.....3
- I find myself believing in God some
of the time, but not at others.....4
- While I have doubts, I feel that I do
believe in God.....5
- I know God really exists and I have
no doubts about it.....6

[VAR: GOD]

RESPONSE	PUNCH	YEAR										COL. 1388
		1972-82	1982B	1983-87	1987B	1988-91	1993	1994	1996	1998	2000	ALL
Don't believe	1	0	0	0	0	53	44	33	0	40	33	203
Don't know, no way to find out	2	0	0	0	0	116	63	37	0	60	49	325
Higher power	3	0	0	0	0	209	127	131	0	121	83	671
Believe sometimes	4	0	0	0	0	134	47	51	0	58	41	331
Believe with doubts	5	0	0	0	0	520	224	214	0	181	192	1,331
No doubts	6	0	0	0	0	1,773	992	860	0	775	766	5,166
Don't know	8	0	0	0	0	1	23	26	0	1	46	97
No answer	9	0	0	0	0	34	37	34	0	48	48	219
Not applicable	BK	13,626	354	7,542	353	3,067	49	1,606	2,904	1,548	1,541	32,590

REMARKS: This question was asked as part of the 1993 ISSP module on the environment; see also Qs. 849, 1043-1064.

370. Would you say you have been "bom again" or have had a "born again" experience -- that is, a turning point in your life when you com mitted yourself to Christ?

[VAR: REBORN]

RESPONSE	PUNCH	YEAR										COL. 1389
		1972-82	1982B	1983-87	1987B	1988-91	1993	1994	1996	1998	2000	ALL
Yes	1	0	0	0	0	1,015	0	0	0	535	0	1,550
No	2	0	0	0	0	1,767	0	0	0	892	0	2,659
Don't know	8	0	0	0	0	14	0	0	0	5	0	19
No answer	9	0	0	0	0	44	0	0	0	13	0	57
Not applicable	BK	13,626	354	7,542	353	3,067	1,606	2,992	2,904	1,387	2,817	36,648

REMARKS: This question was asked as part of the 1991 ISSP module on religion; see also Qs. 111D, E, 112, 870A, G, 924C, I, 1009-1035.

371. Have you ever tried to encourage someone to believe in Jesus Christ or to accept Jesus Christ as his or her savior?

[VAR: SAVESOUL]

RESPONSE	PUNCH	YEAR										COL.	1390
		1972-82	1982B	1983-87	1987B	1988-91	1993	1994	1996	1998	2000	ALL	
Yes	1	0	0	0	0	682	0	0	0	616	0	1,298	
No	2	0	0	0	0	785	0	0	0	813	0	1,598	
Don't know	8	0	0	0	0	1	0	0	0	1	0	2	
No answer	9	0	0	0	0	13	0	0	0	15	0	28	
Not applicable	BK	13,626	354	7,542	353	4,426	1,606	2,992	2,904	1,387	2,817	38,007	

372. At your family meals at home, does anyone say grace or give thanks to God aloud before meals?

[VAR: SAYGRACE]

RESPONSE	PUNCH	YEAR										COL.	1391
		1972-82	1982B	1983-87	1987B	1988-91	1993	1994	1996	1998	2000	ALL	
Yes	1	0	0	0	0	737	0	0	0	0	0	737	
No	2	0	0	0	0	732	0	0	0	0	0	732	
No answer	9	0	0	0	0	12	0	0	0	0	0	12	
Not applicable	BK	13,626	354	7,542	353	4,426	1,606	2,992	2,904	2,832	2,817	39,452	

373. Have you read any part of the Bible at home within the last year.

Yes (ASK A) 1
 No 2

IF YES:

A. How often have you read the Bible in the last year?
 (USE CATEGORIES AS PROBES IF NEEDED).

[VAR: READWORD]

RESPONSE	PUNCH	YEAR										COL.	1392
		1972-82	1982B	1983-87	1987B	1988-91	1993	1994	1996	1998	2000	ALL	
Several times a day	1	0	0	0	0	49	0	0	0	37	0	86	
Once a day	2	0	0	0	0	135	0	0	0	116	0	251	
Several times a week	3	0	0	0	0	157	0	0	0	143	0	300	
Once a week	4	0	0	0	0	130	0	0	0	132	0	262	
Less than once a week	5	0	0	0	0	446	0	0	0	406	0	852	
Not read	6	0	0	0	0	557	0	0	0	602	0	1159	
No answer	9	0	0	0	0	3	0	0	0	9	0	12	
Not applicable	BK	13,626	354	7,542	353	4,430	1,606	2,992	2,904	1,387	2,817	38,011	

374. Please consider the following statements and tell me whether you agree strongly, agree somewhat, disagree somewhat, or disagree strongly with each statement.

A. Those who violate God's rules must be punished.

[VAR: PUNSIN]

RESPONSE	PUNCH	YEAR										COL.	1393
		1972-82	1982B	1983-87	1987B	1988-91	1993	1994	1996	1998	2000	ALL	
Agree strongly	1	0	0	0	0	324	0	0	0	0	0	324	
Agree somewhat	2	0	0	0	0	551	0	0	0	0	0	551	
Disagree somewhat	3	0	0	0	0	362	0	0	0	0	0	362	
Disagree strongly	4	0	0	0	0	147	0	0	0	0	0	147	
Don't know	8	0	0	0	0	87	0	0	0	0	0	87	
No answer	9	0	0	0	0	10	0	0	0	0	0	10	
Not applicable	BK	13,626	354	7,542	353	4,426	1,606	2,992	2,904	2,832	2,817	39,452	

B. Right and wrong are not usually a simple matter of black and white; there are many shades of gray.

[VAR: BLKWHITE]

RESPONSE	PUNCH	YEAR					COL. 1394					
		1972-82	1982B	1983-87	1987B	1988-91	1993	1994	1996	1998	2000	ALL
Agree strongly	1	0	0	0	0	589	0	0	0	0	0	589
Agree somewhat	2	0	0	0	0	624	0	0	0	0	0	624
Disagree somewhat	3	0	0	0	0	115	0	0	0	0	0	115
Disagree strongly	4	0	0	0	0	102	0	0	0	0	0	102
Don't know	8	0	0	0	0	43	0	0	0	0	0	43
No answer	9	0	0	0	0	8	0	0	0	0	0	8
Not applicable	BK	13,626	354	7,542	353	4,426	1,606	2,992	2,904	2,832	2,817	39,452

C. Immoral actions by one person can corrupt society in general.

[VAR: ROTAPPLE]

RESPONSE	PUNCH	YEAR					COL. 1395					
		1972-82	1982B	1983-87	1987B	1988-91	1993	1994	1996	1998	2000	ALL
Agree strongly	1	0	0	0	0	267	0	0	0	0	0	267
Agree somewhat	2	0	0	0	0	479	0	0	0	0	0	479
Disagree somewhat	3	0	0	0	0	410	0	0	0	0	0	410
Disagree strongly	4	0	0	0	0	269	0	0	0	0	0	269
Don't know	8	0	0	0	0	48	0	0	0	0	0	48
No answer	9	0	0	0	0	8	0	0	0	0	0	8
Not applicable	BK	13,626	354	7,542	353	4,426	1,606	2,992	2,904	2,832	2,817	39,452

D. Morality is a personal matter and society should not force everyone to follow one standard.

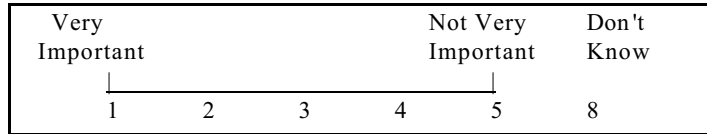
[VAR: PERMORAL]

RESPONSE	PUNCH	YEAR					COL. 1396					
		1972-82	1982B	1983-87	1987B	1988-91	1993	1994	1996	1998	2000	ALL
Agree strongly	1	0	0	0	0	469	0	0	0	0	0	469
Agree somewhat	2	0	0	0	0	575	0	0	0	0	0	575
Disagree somewhat	3	0	0	0	0	259	0	0	0	0	0	259
Disagree strongly	4	0	0	0	0	113	0	0	0	0	0	113
Don't know	8	0	0	0	0	57	0	0	0	0	0	57
No answer	9	0	0	0	0	8	0	0	0	0	0	8
Not applicable	BK	13,626	354	7,542	353	4,426	1,606	2,992	2,904	2,832	2,817	39,452

375. Can you tell me how important is each of the following in helping you to make decisions about your life.

Please indicate your answer by stating where you would place your feelings on a scale from 1 to 5 as shown on this hand card. Consider the first topic. If you think the Bible is very important in helping you to make decisions about your life, you would place yourself at 1. If you feel it is not very important in helping you to make decisions about your life, then you would place yourself at 5. If you feel the Bible is "somewhere between these two" in helping you make decisions about your life, then you would place yourself at 2, 3 or 4.

HAND
CARD BP



A. The Bible

[VAR: DECBIBLE]

RESPONSE	PUNCH	YEAR										COL. 1397
		1972-82	1982B	1983-87	1987B	1988-91	1993	1994	1996	1998	2000	ALL
Very important	1	0	0	0	0	505	0	0	0	0	0	505
2	2	0	0	0	0	204	0	0	0	0	0	204
3	3	0	0	0	0	320	0	0	0	0	0	320
4	4	0	0	0	0	181	0	0	0	0	0	181
Not very important	5	0	0	0	0	260	0	0	0	0	0	260
Don't know	8	0	0	0	0	6	0	0	0	0	0	6
No answer	9	0	0	0	0	5	0	0	0	0	0	5
Not applicable	BK	13,626	354	7,542	353	4,426	1,606	2,992	2,904	2,832	2,817	39,452

B. Your family and friends

[VAR: DECOHHS]

RESPONSE	PUNCH	YEAR										COL. 1398
		1972-82	1982B	1983-87	1987B	1988-91	1993	1994	1996	1998	2000	ALL
Very important	1	0	0	0	0	715	0	0	0	0	0	715
2	2	0	0	0	0	389	0	0	0	0	0	389
3	3	0	0	0	0	227	0	0	0	0	0	227
4	4	0	0	0	0	68	0	0	0	0	0	68
Not very important	5	0	0	0	0	69	0	0	0	0	0	69
Don't know	8	0	0	0	0	7	0	0	0	0	0	7
No answer	9	0	0	0	0	6	0	0	0	0	0	6
Not applicable	BK	13,626	354	7,542	353	4,426	1,606	2,992	2,904	2,832	2,817	39,452

C. The teachings of your church or synagogue

[VAR: DECCHURH]

RESPONSE	PUNCH	YEAR										COL. 1399
		1972-82	1982B	1983-87	1987B	1988-91	1993	1994	1996	1998	2000	ALL
Very important	1	0	0	0	0	424	0	0	0	0	0	424
2	2	0	0	0	0	291	0	0	0	0	0	291
3	3	0	0	0	0	350	0	0	0	0	0	350
4	4	0	0	0	0	161	0	0	0	0	0	161
Not very important	5	0	0	0	0	233	0	0	0	0	0	233
Don't know	8	0	0	0	0	14	0	0	0	0	0	14
No answer	9	0	0	0	0	8	0	0	0	0	0	8
Not applicable	BK	13,626	354	7,542	353	4,426	1,606	2,992	2,904	2,832	2,817	39,452

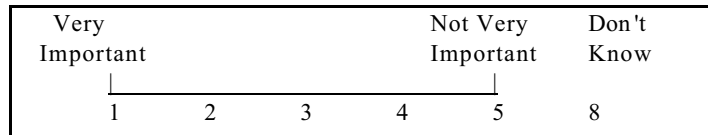
D. Your own personal judgment

[VAR: DECSELF]

RESPONSE	PUNCH	YEAR										COL. 1400
		1972-82	1982B	1983-87	1987B	1988-91	1993	1994	1996	1998	2000	ALL
Very important	1	0	0	0	0	1,052	0	0	0	0	0	1,052
2	2	0	0	0	0	250	0	0	0	0	0	250
3	3	0	0	0	0	111	0	0	0	0	0	111
4	4	0	0	0	0	31	0	0	0	0	0	31
Not very important	5	0	0	0	0	26	0	0	0	0	0	26
Don't know	8	0	0	0	0	4	0	0	0	0	0	4
No answer	9	0	0	0	0	7	0	0	0	0	0	7
Not applicable	BK	13,626	354	7,542	353	4,426	1,606	2,992	2,904	2,832	2,817	39,452

REMARKS: Card BP contained responses 1-5.

376. People have many differing views about what makes a person a good Christian or Jew. Please tell me how important is each of the following to you. Once again, please indicate where you would place your feelings on a scale from 1 to 5. How important is it ...



A. To attend regularly religious services at church or synagogue.

[VAR: GOCHURCH]

RESPONSE	PUNCH	YEAR										COL. 1401
		1972-82	1982B	1983-87	1987B	1988-91	1993	1994	1996	1998	2000	ALL
Very important	1	0	0	0	0	418	0	0	0	428	0	846
2	2	0	0	0	0	218	0	0	0	183	0	401
3	3	0	0	0	0	298	0	0	0	292	0	590
4	4	0	0	0	0	205	0	0	0	158	0	363
Not very important	5	0	0	0	0	318	0	0	0	345	0	663
Don't know	8	0	0	0	0	13	0	0	0	27	0	40
No answer	9	0	0	0	0	11	0	0	0	12	0	23
Not applicable	BK	13,626	354	7,542	353	4,426	1,606	2,992	2,904	1,387	2,817	38,007

B. To believe in God without question or doubt.

[VAR: BELIEVE]

RESPONSE	PUNCH	YEAR										COL. 1402
		1972-82	1982B	1983-87	1987B	1988-91	1993	1994	1996	1998	2000	ALL
Very important	1	0	0	0	0	782	0	0	0	841	0	1623
2	2	0	0	0	0	271	0	0	0	212	0	483
3	3	0	0	0	0	179	0	0	0	172	0	351
4	4	0	0	0	0	94	0	0	0	67	0	161
Not very important	5	0	0	0	0	132	0	0	0	120	0	252
Don't know	8	0	0	0	0	11	0	0	0	21	0	32
No answer	9	0	0	0	0	12	0	0	0	12	0	24
Not applicable	BK	13,626	354	7,542	353	4,426	1,606	2,992	2,904	1,387	2,817	38,007

C. To follow faithfully the teachings of their church or synagogue.

[VAR: FOLLOW]

RESPONSE	PUNCH	YEAR					COL. 1403					
		1972-82	1982B	1983-87	1987B	1988-91	1993	1994	1996	1998	2000	ALL
Very important	1	0	0	0	0	465	0	0	0	457	0	922
2	2	0	0	0	0	331	0	0	0	295	0	626
3	3	0	0	0	0	353	0	0	0	336	0	689
4	4	0	0	0	0	155	0	0	0	127	0	282
Not very important	5	0	0	0	0	152	0	0	0	190	0	342
Don't know	8	0	0	0	0	12	0	0	0	28	0	40
No answer	9	0	0	0	0	13	0	0	0	12	0	25
Not applicable	BK	13,626	354	7,542	353	4,426	1,606	2,992	2,904	1,387	2,817	38,007

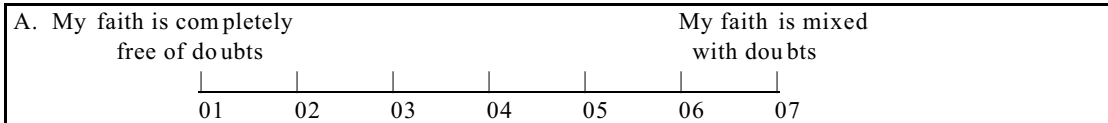
D. To follow one's conscience even if it means going against what the churches or synagogues say and do.

[VAR: GOOWNWAY]

RESPONSE	PUNCH	YEAR					COL. 1404					
		1972-82	1982B	1983-87	1987B	1988-91	1993	1994	1996	1998	2000	ALL
Very important	1	0	0	0	0	605	0	0	0	576	0	1,181
2	2	0	0	0	0	333	0	0	0	234	0	567
3	3	0	0	0	0	303	0	0	0	313	0	616
4	4	0	0	0	0	88	0	0	0	92	0	180
Not very important	5	0	0	0	0	110	0	0	0	137	0	247
Don't know	8	0	0	0	0	24	0	0	0	78	0	102
No answer	9	0	0	0	0	18	0	0	0	15	0	33
Not applicable	BK	13,626	354	7,542	353	4,426	1,606	2,992	2,904	1,387	2,817	38,007

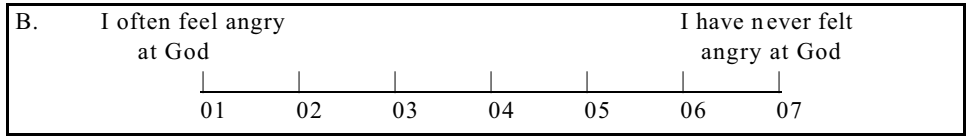
377. Here is another card with contrasting ideas. If you feel that "My faith is completely free of doubts," you would place yourself at 1. If you feel "My faith is mixed with doubts," you would place yourself at 7. If you feel somewhere between these two, you would place yourself at 2, 3, 4, 5 or 6. Where would you place your feelings about your faith...

HAND
CARD BQ



[VAR: MYFAITH]

RESPONSE	PUNCH	YEAR					COL. 1405					
		1972-82	1982B	1983-87	1987B	1988-91	1993	1994	1996	1998	2000	ALL
Free of doubt	1	0	0	0	0	401	0	0	0	0	0	401
2	2	0	0	0	0	267	0	0	0	0	0	267
3	3	0	0	0	0	230	0	0	0	0	0	230
4	4	0	0	0	0	241	0	0	0	0	0	241
5	5	0	0	0	0	138	0	0	0	0	0	138
6	6	0	0	0	0	73	0	0	0	0	0	73
Mixed with doubts	7	0	0	0	0	105	0	0	0	0	0	105
Don't know	8	0	0	0	0	7	0	0	0	0	0	7
No answer	9	0	0	0	0	19	0	0	0	0	0	19
Not applicable	BK	13,626	354	7,542	353	4,426	1,606	2,992	2,904	2,832	2,817	39,452



[VAR: MADATGOD]

RESPONSE	PUNCH	YEAR										COL. 1406
		1972-82	1982B	1983-87	1987B	1988-91	1993	1994	1996	1998	2000	ALL
Often angry	1	0	0	0	0	37	0	0	0	0	0	37
2	2	0	0	0	0	49	0	0	0	0	0	49
3	3	0	0	0	0	103	0	0	0	0	0	103
4	4	0	0	0	0	242	0	0	0	0	0	242
5	5	0	0	0	0	217	0	0	0	0	0	217
6	6	0	0	0	0	271	0	0	0	0	0	271
Never angry	7	0	0	0	0	526	0	0	0	0	0	526
Don't know	8	0	0	0	0	7	0	0	0	0	0	7
No answer	9	0	0	0	0	29	0	0	0	0	0	29
Not applicable	BK	13,626	354	7,542	353	4,426	1,606	2,992	2,904	2,832	2,817	39,452

REMARKS: Card BQ contained Parts A and B, punches 1-7.

378. How often have these problems caused doubts about your religious faith- often, sometimes, or never.

A. Evil in the world

[VAR: DOUBTS1]

RESPONSE	PUNCH	YEAR										COL. 1407
		1972-82	1982B	1983-87	1987B	1988-91	1993	1994	1996	1998	2000	ALL
Often	1	0	0	0	0	158	0	0	0	171	0	329
Sometimes	2	0	0	0	0	536	0	0	0	476	0	1,012
Never	3	0	0	0	0	738	0	0	0	750	0	1,488
Don't know	8	0	0	0	0	31	0	0	0	37	0	68
No answer	9	0	0	0	0	18	0	0	0	11	0	29
Not applicable	BK	13,626	354	7,542	353	4,426	1,606	2,992	2,904	1,387	2,817	38,007

B. Personal suffering

[VAR: DOUBTS2]

RESPONSE	PUNCH	YEAR										COL. 1408
		1972-82	1982B	1983-87	1987B	1988-91	1993	1994	1996	1998	2000	ALL
Often	1	0	0	0	0	130	0	0	0	126	0	256
Sometimes	2	0	0	0	0	650	0	0	0	527	0	1,177
Never	3	0	0	0	0	657	0	0	0	743	0	1,400
Don't know	8	0	0	0	0	26	0	0	0	37	0	63
No answer	9	0	0	0	0	18	0	0	0	12	0	30
Not applicable	BK	13,626	354	7,542	353	4,426	1,606	2,992	2,904	1,387	2,817	38,007

C. Conflict of faith and science

[VAR: DOUBTS3]

RESPONSE	PUNCH	YEAR										COL. 1409
		1972-82	1982B	1983-87	1987B	1988-91	1993	1994	1996	1998	2000	ALL
Often	1	0	0	0	0	73	0	0	0	0	0	73
Sometimes	2	0	0	0	0	369	0	0	0	0	0	369
Never	3	0	0	0	0	955	0	0	0	0	0	955
Don't know	8	0	0	0	0	64	0	0	0	0	0	64
No answer	9	0	0	0	0	20	0	0	0	0	0	20
Not applicable	BK	13,626	354	7,542	353	4,426	1,606	2,992	2,904	2,832	2,817	39,452

D. Feeling that life really has no meaning

[VAR: DOUBTS4]

RESPONSE	PUNCH	YEAR										COL.	1410
		1972-82	1982B	1983-87	1987B	1988-91	1993	1994	1996	1998	2000	ALL	
Often	1	0	0	0	0	53	0	0	0	0	0	0	53
Sometimes	2	0	0	0	0	269	0	0	0	0	0	0	269
Never	3	0	0	0	0	1108	0	0	0	0	0	0	1,108
Don't know	8	0	0	0	0	32	0	0	0	0	0	0	32
No answer	9	0	0	0	0	19	0	0	0	0	0	0	19
Not applicable	BK	13,626	354	7,542	353	4,426	1,606	2,992	2,904	2,832	2,817	39,452	

379. How often have these events strengthened your religious faith-often, sometimes, or never.

A. Death in the family

[VAR: FAITH1]

RESPONSE	PUNCH	YEAR										COL.	1411
		1972-82	1982B	1983-87	1987B	1988-91	1993	1994	1996	1998	2000	ALL	
Often	1	0	0	0	0	404	0	0	0	421	0	825	
Sometimes	2	0	0	0	0	567	0	0	0	463	0	1,030	
Never	3	0	0	0	0	444	0	0	0	473	0	917	
Don't know	8	0	0	0	0	45	0	0	0	74	0	119	
No answer	9	0	0	0	0	21	0	0	0	14	0	35	
Not applicable	BK	13,626	354	7,542	353	4,426	1,606	2,992	2,904	1,387	2,817	38,007	

B. Birth of a child

[VAR: FAITH2]

RESPONSE	PUNCH	YEAR										COL.	1412
		1972-82	1982B	1983-87	1987B	1988-91	1993	1994	1996	1998	2000	ALL	
Often	1	0	0	0	0	686	0	0	0	596	0	1,282	
Sometimes	2	0	0	0	0	415	0	0	0	384	0	799	
Never	3	0	0	0	0	312	0	0	0	387	0	699	
Don't know	8	0	0	0	0	46	0	0	0	63	0	109	
No answer	9	0	0	0	0	22	0	0	0	15	0	37	
Not applicable	BK	13,626	354	7,542	353	4,426	1,606	2,992	2,904	1,387	2,817	38,007	

C. Marriage

[VAR: FAITH3]

RESPONSE	PUNCH	YEAR										COL.	1413
		1972-82	1982B	1983-87	1987B	1988-91	1993	1994	1996	1998	2000	ALL	
Often	1	0	0	0	0	512	0	0	0	0	0	512	
Sometimes	2	0	0	0	0	479	0	0	0	0	0	479	
Never	3	0	0	0	0	407	0	0	0	0	0	407	
Don't know	8	0	0	0	0	61	0	0	0	0	0	61	
No answer	9	0	0	0	0	22	0	0	0	0	0	22	
Not applicable	BK	13,626	354	7,542	353	4,426	1,606	2,992	2,904	2,832	2,817	39,452	

D. Intense sexual pleasure

[VAR: FAITH4]

RESPONSE	PUNCH	YEAR										COL.	1414
		1972-82	1982B	1983-87	1987B	1988-91	1993	1994	1996	1998	2000	ALL	
Often	1	0	0	0	0	147	0	0	0	0	0	147	
Sometimes	2	0	0	0	0	295	0	0	0	0	0	295	
Never	3	0	0	0	0	849	0	0	0	0	0	849	
Don't know	8	0	0	0	0	152	0	0	0	0	0	152	
No answer	9	0	0	0	0	38	0	0	0	0	0	38	
Not applicable	BK	13,626	354	7,542	353	4,426	1,606	2,992	2,904	2,832	2,817	39,452	

380. Many people have some good friends they feel close to. Who are your good friends (other than your spouse)? Just tell me their first names. (LIST NAMES IN GRID BELOW). Is there anyone else?

NAME 1 NAME 2 NAME 3 NAME 4 NAME 5

Now let's go back and talk about (NAME). [REPEAT FOR EACH FRIEND]

Is (NAME) a member of your congregation?

1. First Person Member of Respondent's Congregation

[VAR: FRNDCON1]

RESPONSE	PUNCH	YEAR										COL.	1415
		1972-82	1982B	1983-87	1987B	1988-91	1993	1994	1996	1998	2000	ALL	
Yes	1	0	0	0	0	357	0	0	0	302	0	659	
No	2	0	0	0	0	774	0	0	0	755	0	1,529	
R doesn't belong to any congregation	3	0	0	0	0	252	0	0	0	261	0	513	
Don't know	8	0	0	0	0	15	0	0	0	2	0	17	
No answer	9	0	0	0	0	44	0	0	0	57	0	101	
Not applicable (No friends)	BK	13,626	354	7,542	353	4,465	1,606	2,992	2,904	1,454	2,817	38,113	

2. Second Person Member of Respondent's Congregation

[VAR: FRNDCON2]

RESPONSE	PUNCH	YEAR										COL.	1416
		1972-82	1982B	1983-87	1987B	1988-91	1993	1994	1996	1998	2000	ALL	
Yes	1	0	0	0	0	320	0	0	0	243	0	563	
No	2	0	0	0	0	714	0	0	0	668	0	1,382	
R doesn't belong to any congregation	3	0	0	0	0	228	0	0	0	227	0	455	
Don't know	8	0	0	0	0	14	0	0	0	13	0	27	
No answer	9	0	0	0	0	45	0	0	0	57	0	102	
Not applicable (No 2nd friend)	BK	13,626	354	7,542	353	4,586	1,606	2,992	2,904	1,621	2,817	38,401	

3. Third Person Member of Respondent's Congregation

[VAR: FRNDCON3]

RESPONSE	PUNCH	YEAR										COL.	1417
		1972-82	1982B	1983-87	1987B	1988-91	1993	1994	1996	1998	2000	ALL	
Yes	1	0	0	0	0	253	0	0	0	177	0	430	
No	2	0	0	0	0	637	0	0	0	546	0	1183	
R doesn't belong any congregation	3	0	0	0	0	197	0	0	0	179	0	376	
Don't know	8	0	0	0	0	14	0	0	0	17	0	31	
No answer	9	0	0	0	0	44	0	0	0	57	0	101	
Not applicable (No 3rd friend)	BK	13,626	354	7,542	353	4,752	1,606	2,992	2,904	1,853	2,817	38,809	

4. Fourth Person Member of Respondent's Congregation

[VAR: FRNDCON4]

RESPONSE	PUNCH	YEAR										COL.	1418
		1972-82	1982B	1983-87	1987B	1988-91	1993	1994	1996	1998	2000	ALL	
Yes	1	0	0	0	0	0	0	0	0	141	0	141	
No	2	0	0	0	0	0	0	0	0	427	0	427	
R doesn't belong to any congregation	3	0	0	0	0	0	0	0	0	148	0	148	
Don't know	8	0	0	0	0	0	0	0	0	10	0	10	
No answer	9	0	0	0	0	0	0	0	0	57	0	57	
Not applicable (No friends)	BK	13,626	354	7,542	353	4,465	1,606	2,992	2,904	2,046	2,817	40,147	

5. Fifth Person Member of Respondent's Congregation

[VAR: FRNDCON5]

RESPONSE	PUNCH	YEAR									COL. 1419	
		1972-82	1982B	1983-87	1987B	1988-91	1993	1994	1996	1998	2000	ALL
Yes	1	0	0	0	0	0	0	0	0	116	0	116
No	2	0	0	0	0	0	0	0	0	315	0	315
R doesn't belong to any congregation	3	0	0	0	0	0	0	0	0	120	0	120
Don't know	8	0	0	0	0	0	0	0	0	9	0	9
No answer	9	0	0	0	0	0	0	0	0	58	0	58
Not applicable (No friends)	BK	13,626	354	7,542	353	4,465	1,606	2,992	2,904	2213	2,817	40414

IF "YES" TO Q.380, SKIP TO Q.384. OTHERWISE, ASK 381:

381. What's is (NAME'S) religious preference? Is it Protestant, Catholic, Jewish, some other religion, or no religion?

1. Religion of First Person

[VAR: FRNDREL1]

RESPONSE	PUNCH	YEAR										COL. 1420
		1972-82	1982B	1983-87	1987B	1988-91	1993	1994	1996	1998	2000	ALL
Protestant	1	0	0	0	0	666	0	0	0	371	0	1037
Catholic	2	0	0	0	0	309	0	0	0	222	0	531
Jewish	3	0	0	0	0	31	0	0	0	25	0	56
None	4	0	0	0	0	107	0	0	0	117	0	224
Other	5	0	0	0	0	47	0	0	0	39	0	86
Don't know	8	0	0	0	0	198	0	0	0	225	0	423
No answer	9	0	0	0	0	84	0	0	0	75	0	159
Not applicable	BK	13,626	354	7,542	353	4,465	1,606	2,992	2,904	1,758	2,817	38,417

2. Religion of Second Person

[VAR: FRNDREL2]

RESPONSE	PUNCH	YEAR										COL. 1421
		1972-82	1982B	1983-87	1987B	1988-91	1993	1994	1996	1998	2000	ALL
Protestant	1	0	0	0	0	579	0	0	0	308	0	887
Catholic	2	0	0	0	0	297	0	0	0	219	0	516
Jewish	3	0	0	0	0	34	0	0	0	18	0	52
None	4	0	0	0	0	102	0	0	0	92	0	194
Other	5	0	0	0	0	46	0	0	0	28	0	74
Don't know	8	0	0	0	0	183	0	0	0	204	0	387
No answer	9	0	0	0	0	80	0	0	0	86	0	166
Not applicable	BK	13,626	354	7,542	353	4,586	1,606	2,992	2,904	1,877	2,817	38,657

3. Religion of Third Person

[VAR: FRNDREL3]

RESPONSE	PUNCH	YEAR										COL. 1422
		1972-82	1982B	1983-87	1987B	1988-91	1993	1994	1996	1998	2000	ALL
Protestant	1	0	0	0	0	497	0	0	0	274	0	771
Catholic	2	0	0	0	0	248	0	0	0	150	0	398
Jewish	3	0	0	0	0	36	0	0	0	19	0	55
None	4	0	0	0	0	85	0	0	0	71	0	156
Other	5	0	0	0	0	36	0	0	0	33	0	69
Don't know	8	0	0	0	0	167	0	0	0	161	0	328
No answer	9	0	0	0	0	76	0	0	0	77	0	153
Not applicable	BK	13,626	354	7,542	353	4,762	1,606	2,992	2,904	2,047	2,817	39,003

4. Religion of Fourth Person

[VAR: FRNDREL4]

RESPONSE	PUNCH	YEAR										COL. 1423
		1972-82	1982B	1983-87	1987B	1988-91	1993	1994	1996	1998	2000	ALL
Protestant	1	0	0	0	0	0	0	0	0	201	0	201
Catholic	2	0	0	0	0	0	0	0	0	127	0	127
Jewish	3	0	0	0	0	0	0	0	0	16	0	16
None	4	0	0	0	0	0	0	0	0	52	0	52
Other	5	0	0	0	0	0	0	0	0	31	0	31
Don't know	8	0	0	0	0	0	0	0	0	132	0	132
No answer	9	0	0	0	0	0	0	0	0	76	0	76
Not applicable	BK	13,626	354	7,542	353	4,465	1,606	2,992	2,904	2,197	2,817	40,298

5. Religion of Fifth Person

[VAR: FRNDREL5]

RESPONSE	PUNCH	YEAR										COL. 1424
		1972-82	1982B	1983-87	1987B	1988-91	1993	1994	1996	1998	2000	ALL
Protestant	1	0	0	0	0	0	0	0	0	135	0	135
Catholic	2	0	0	0	0	0	0	0	0	104	0	104
Jewish	3	0	0	0	0	0	0	0	0	10	0	10
None	4	0	0	0	0	0	0	0	0	47	0	47
Other	5	0	0	0	0	0	0	0	0	21	0	21
Don't know	8	0	0	0	0	0	0	0	0	105	0	105
No answer	9	0	0	0	0	0	0	0	0	72	0	72
Not applicable	BK	13,626	354	7,542	353	4,465	1,606	2,992	2,904	2,338	2,817	40,439

IF PROTESTANT IN Q. 381, ASK Q. 382. OTHERWISE, GO TO NEXT FRIEND OR SKIP TO Q. 384.

382. What specific denomination is that, if any?

(PROBE FOR EXACT DENOMINATION. REFER TO PROTESTANT DENOMINATION LIST AND CIRCLE APPROPRIATE CODE BELOW).

1. Denomination of First Person

[VAR: FRNDDEN1]

RESPONSE	PUNCH	YEAR								COL. 1425-1426		ALL
		1972-82	1982B	1983-87	1987B	1988-91	1993	1994	1996	1998	2000	
BAPTIST												
American Baptist Association	10	0	0	0	0	16	0	0	0	8	0	24
American Baptist Churches in the U.S.A . .	11	0	0	0	0	5	0	0	0	1	0	6
National Baptist Convention of America . .	12	0	0	0	0	0	0	0	0	3	0	3
National Baptist Convention, U.S.A., Inc .	13	0	0	0	0	5	0	0	0	2	0	7
Southern Baptist Convention	14	0	0	0	0	100	0	0	0	43	0	143
Other Baptist Churches . .	15	0	0	0	0	20	0	0	0	13	0	33
Baptist, Don't know which .	18	0	0	0	0	75	0	0	0	61	0	136
METHODIST												
African Methodist Episcopal Church	20	0	0	0	0	6	0	0	0	3	0	9
African Methodist Episcopal Zion Church . . .	21	0	0	0	0	1	0	0	0	1	0	2
United Methodist Church . .	22	0	0	0	0	63	0	0	0	21	0	84
Other Methodist Churches .	23	0	0	0	0	4	0	0	0	2	0	6
Methodist, Don't know which	28	0	0	0	0	24	0	0	0	12	0	36
LUTHERAN												
American Lutheran Church .	30	0	0	0	0	18	0	0	0	6	0	24
Lutheran Church in America	31	0	0	0	0	2	0	0	0	2	0	4
Lutheran Church-- Missouri Synod	32	0	0	0	0	12	0	0	0	9	0	21
Wisconsin Evangelical Lutheran Synod	33	0	0	0	0	0	0	0	0	4	0	4
Other Lutheran Churches . .	34	0	0	0	0	2	0	0	0	1	0	3
Evangelical Lutheran . . .	35	0	0	0	0	2	0	0	0	17	0	19
Lutheran, Don't know which	38	0	0	0	0	25	0	0	0	1	0	26
PRESBYTERIAN												
Presbyterian Church in the U.S.A	40	0	0	0	0	6	0	0	0	1	0	7
United Presbyterian Church in the U.S.A	41	0	0	0	0	13	0	0	0	1	0	14
Other Presbyterian Churches	42	0	0	0	0	0	0	0	0	1	0	1
Presbyterian, Don't know which	48	0	0	0	0	19	0	0	0	15	0	34
EPISCOPAL CHURCH	50	0	0	0	0	16	0	0	0	9	0	25
Other (SPECIFY)	60	0	0	0	0	120	0	0	0	50	0	170
NO DENOMINATION GIVEN OR NON-DENOMINATIONAL CHURCH												
Don't know	98	0	0	0	0	21	0	0	0	3	0	24
No answer	99	0	0	0	0	93	0	0	0	105	0	198
Not applicable (punches 2-5, BK in Col. 1420) . .	BK	13,626	354	7,542	353	5,157	1,606	2,992	2,904	2,386	2,817	39,737

2. Denomination of Second Person

[VAR: FRNDDEN2]

RESPONSE	PUNCH	YEAR										COL. 1427-1428		
		1972-82	1982B	1983-87	1987B	1988-91	1993	1994	1996	1998	2000	ALL		
BAPTIST														
American Baptist Association	10	0	0	0	0	10	0	0	0	5	0	15		
American Baptist Churches in the U.S.A . .	11	0	0	0	0	5	0	0	0	2	0	7		
National Baptist Convention of America . .	12	0	0	0	0	0	0	0	0	2	0	2		
National Baptist Convention, U.S.A., Inc .	13	0	0	0	0	4	0	0	0	0	0	4		
Southern Baptist Convention	14	0	0	0	0	70	0	0	0	41	0	111		
Other Baptist Churches . .	15	0	0	0	0	23	0	0	0	7	0	30		
Baptist, Don't know which	18	0	0	0	0	56	0	0	0	41	0	97		
METHODIST														
African Methodist Episcopal Church	20	0	0	0	0	4	0	0	0	3	0	7		
African Methodist Episcopal Zion Church . .	21	0	0	0	0	1	0	0	0	0	0	1		
United Methodist Church . .	22	0	0	0	0	52	0	0	0	17	0	69		
Other Methodist Churches .	23	0	0	0	0	3	0	0	0	2	0	5		
Methodist, Don't know which	28	0	0	0	0	16	0	0	0	9	0	25		
LUTHERAN														
American Lutheran Church .	30	0	0	0	0	18	0	0	0	10	0	28		
Lutheran Church in America	31	0	0	0	0	4	0	0	0	0	0	4		
Lutheran Church-- Missouri Synod	32	0	0	0	0	9	0	0	0	6	0	15		
Wisconsin Evangelical Lutheran Synod	33	0	0	0	0	0	0	0	0	3	0	3		
Other Lutheran Churches . .	34	0	0	0	0	3	0	0	0	2	0	5		
Evangelical Lutheran . . .	35	0	0	0	0	1	0	0	0	12	0	13		
Lutheran, Don't know which .	38	0	0	0	0	27	0	0	0	1	0	28		
PRESBYTERIAN														
Presbyterian Church in the U.S.A	40	0	0	0	0	6	0	0	0	1	0	7		
United Presbyterian Church in the U.S.A . . .	41	0	0	0	0	11	0	0	0	2	0	13		
Other Presbyterian Churches	42	0	0	0	0	5	0	0	0	1	0	6		
Presbyterian, Don't know which	48	0	0	0	0	23	0	0	0	3	0	26		
EPISCOPAL CHURCH	50	0	0	0	0	17	0	0	0	16	0	33		
Other (SPECIFY)	60	0	0	0	0	106	0	0	0	30	0	136		
NO DENOMINATION GIVEN OR NON-DENOMINATIONAL CHURCH														
Don't know	98	0	0	0	0	21	0	0	0	6	0	27		
No answer	99	0	0	0	0	92	0	0	0	115	0	207		
Not applicable (punches 2-5, BK in Col. 1421) . .	BK	13,626	354	7,542	353	5,248	1,606	2,992	2,904	2,438	2,817	39,880		

3. Denomination of Third Person

[VAR: FRNDDEN3]

RESPONSE	PUNCH	YEAR										COL. 1429-1430 2000 ALL
		1972-82	1982B	1983-87	1987B	1988-91	1993	1994	1996	1998	2000	
BAPTIST												
American Baptist Association	10	0	0	0	0	11	0	0	0	8	0	19
American Baptist Churches in the U.S.A . .	11	0	0	0	0	5	0	0	0	3	0	8
National Baptist Convention of America . .	12	0	0	0	0	1	0	0	0	1	0	2
National Baptist Convention, U.S.A., Inc .	13	0	0	0	0	3	0	0	0	1	0	4
Southern Baptist Convention	14	0	0	0	0	83	0	0	0	32	0	115
Other Baptist Churches . .	15	0	0	0	0	21	0	0	0	5	0	26
Baptist, Don't know which .	18	0	0	0	0	53	0	0	0	25	0	78
METHODIST												
African Methodist Episcopal Church	20	0	0	0	0	3	0	0	0	0	0	3
African Methodist Episcopal Zion Church . .	21	0	0	0	0	1	0	0	0	0	0	1
United Methodist Church . .	22	0	0	0	0	43	0	0	0	17	0	60
Other Methodist Churches .	23	0	0	0	0	5	0	0	0	4	0	9
Methodist, Don't know which	28	0	0	0	0	22	0	0	0	10	0	32
LUTHERAN												
American Lutheran Church .	30	0	0	0	0	10	0	0	0	6	0	16
Lutheran Church in America	31	0	0	0	0	5	0	0	0	0	0	5
Lutheran Church-- Missouri Synod	32	0	0	0	0	12	0	0	0	7	0	19
Wisconsin Evangelical Lutheran Synod	33	0	0	0	0	1	0	0	0	0	0	1
Other Lutheran Churches . .	34	0	0	0	0	1	0	0	0	4	0	5
Evangelical Lutheran . . .	35	0	0	0	0	0	0	0	0	2	0	2
Lutheran, Don't know which	38	0	0	0	0	17	0	0	0	6	0	23
PRESBYTERIAN												
Presbyterian Church in the U.S.A	40	0	0	0	0	3	0	0	0	1	0	4
United Presbyterian Church in the U.S.A . . .	41	0	0	0	0	9	0	0	0	2	0	11
Other Presbyterian Churches	42	0	0	0	0	1	0	0	0	2	0	3
Presbyterian, Don't know which	48	0	0	0	0	15	0	0	0	8	0	23
EPISCOPAL CHURCH	50	0	0	0	0	10	0	0	0	12	0	22
Other (SPECIFY)	60	0	0	0	0	90	0	0	0	38	0	128
NO DENOMINATION GIVEN OR NON-DENOMINATIONAL CHURCH												
Don't know	98	0	0	0	0	10	0	0	0	4	0	14
No answer	99	0	0	0	0	88	0	0	0	108	0	196
Not applicable (punches 2-5, BK in Col. 1422) . .	BK	13,626	354	7,542	353	5,334	1,606	2,992	2,904	2,481	2,817	40,009

4. Denomination of Fourth Person

[VAR: FRNDDEN4]

RESPONSE	PUNCH	YEAR								COL. 1431-1432		
		1972-82	1982B	1983-87	1987B	1988-91	1993	1994	1996	1998	2000	ALL
BAPTIST												
American Baptist Association	10	0	0	0	0	0	0	0	0	3	0	3
American Baptist Churches in the U.S.A . .	11	0	0	0	0	0	0	0	0	1	0	1
National Baptist Convention of America . .	12	0	0	0	0	0	0	0	0	0	0	0
National Baptist Convention, U.S.A., Inc .	13	0	0	0	0	0	0	0	0	1	0	1
Southern Baptist Convention	14	0	0	0	0	0	0	0	0	22	0	22
Other Baptist Churches	15	0	0	0	0	0	0	0	0	2	0	2
Baptist, Don't know which	18	0	0	0	0	0	0	0	0	22	0	22
METHODIST												
African Methodist Episcopal Church	20	0	0	0	0	0	0	0	0	0	0	0
African Methodist Episcopal Zion Church . .	21	0	0	0	0	0	0	0	0	0	0	0
United Methodist Church	22	0	0	0	0	0	0	0	0	9	0	9
Other Methodist Churches	23	0	0	0	0	0	0	0	0	2	0	2
Methodist, Don't know which	28	0	0	0	0	0	0	0	0	4	0	4
LUTHERAN												
American Lutheran Church	30	0	0	0	0	0	0	0	0	6	0	6
Lutheran Church in America	31	0	0	0	0	0	0	0	0	1	0	1
Lutheran Church--Missouri Synod	32	0	0	0	0	0	0	0	0	4	0	4
Wisconsin Evangelical Lutheran Synod	33	0	0	0	0	0	0	0	0	3	0	3
Other Lutheran Churches	34	0	0	0	0	0	0	0	0	6	0	6
Evangelical Lutheran Lutheran, Don't know which	35	0	0	0	0	0	0	0	0	0	0	0
know which	38	0	0	0	0	0	0	0	0	7	0	7
PRESBYTERIAN												
Presbyterian Church in the U.S.A	40	0	0	0	0	0	0	0	0	1	0	1
United Presbyterian Church in the U.S.A	41	0	0	0	0	0	0	0	0	2	0	2
Other Presbyterian Churches	42	0	0	0	0	0	0	0	0	3	0	3
Presbyterian, Don't know which	48	0	0	0	0	0	0	0	0	5	0	5
EPISCOPAL CHURCH	50	0	0	0	0	0	0	0	0	7	0	7
Other (SPECIFY)	60	0	0	0	0	0	0	0	0	29	0	29
NO DENOMINATION GIVEN OR NON-DENOMINATIONAL CHURCH												
Don't know	98	0	0	0	0	0	0	0	0	39	0	39
No answer	99	0	0	0	0	0	0	0	0	2	0	2
Not applicable (punches 2-5, BK in Col. 1423)	BK	13,626	354	7,542	353	5,157	1,606	2,992	2,904	2,555	2,817	40,656

5. Denomination of Fifth Person

[VAR: FRNDDEN5]

RESPONSE	PUNCH	YEAR								COL. 1433-1434		
		1972-82	1982B	1983-87	1987B	1988-91	1993	1994	1996	1998	2000	ALL
BAPTIST												
American Baptist Association	10	0	0	0	0	0	0	0	0	5	0	5
American Baptist Churches in the U.S.A . .	11	0	0	0	0	0	0	0	0	1	0	1
National Baptist Convention of America . .	12	0	0	0	0	0	0	0	0	0	0	0
National Baptist Convention, U.S.A., Inc .	13	0	0	0	0	0	0	0	0	0	0	0
Southern Baptist Convention	14	0	0	0	0	0	0	0	0	12	0	12
Other Baptist Churches . .	15	0	0	0	0	0	0	0	0	4	0	4
Baptist, Don't know which	18	0	0	0	0	0	0	0	0	16	0	16
METHODIST												
African Methodist Episcopal Church	20	0	0	0	0	0	0	0	0	1	0	1
African Methodist Episcopal Zion Church . .	21	0	0	0	0	0	0	0	0	0	0	0
United Methodist Church . .	22	0	0	0	0	0	0	0	0	3	0	3
Other Methodist Churches .	23	0	0	0	0	0	0	0	0	1	0	1
Methodist, Don't know which	28	0	0	0	0	0	0	0	0	5	0	5
LUTHERAN												
American Lutheran Church .	30	0	0	0	0	0	0	0	0	3	0	3
Lutheran Church in America	31	0	0	0	0	0	0	0	0	1	0	1
Lutheran Church-- Missouri Synod	32	0	0	0	0	0	0	0	0	1	0	1
Wisconsin Evangelical Lutheran Synod	33	0	0	0	0	0	0	0	0	1	0	1
Other Lutheran Churches . .	34	0	0	0	0	0	0	0	0	3	0	3
Evangelical Lutheran . . .	35	0	0	0	0	0	0	0	0	0	0	0
Lutheran, Don't know which	38	0	0	0	0	0	0	0	0	1	0	1
PRESBYTERIAN												
Presbyterian Church in the U.S.A	40	0	0	0	0	0	0	0	0	1	0	1
United Presbyterian Church in the U.S.A	41	0	0	0	0	0	0	0	0	2	0	2
Other Presbyterian Churches	42	0	0	0	0	0	0	0	0	0	0	0
Presbyterian, Don't know which	48	0	0	0	0	0	0	0	0	1	0	1
EPISCOPAL CHURCH	50	0	0	0	0	0	0	0	0	9	0	9
Other (SPECIFY)	60	0	0	0	0	0	0	0	0	14	0	14
NO DENOMINATION GIVEN OR NON-DENOMINATIONAL CHURCH												
Don't know	98	0	0	0	0	0	0	0	0	3	0	3
No answer	99	0	0	0	0	0	0	0	0	83	0	83
Not applicable (punches 2-5, BK in Col. 1424) . . BK	13,626	354	7,542	353	5,157	1,606	2,992	2,904	2,625	2,817	40,726	

383. Punches 60 on FRNDDEN1, FRNDDEN2, FRNDDEN3, FRNDDEN4 and FRNDDEN5 are recorded into FRNDOTH1, FRNDOTH2, FRNDOTH3, FRNDOTH4, and FRNDOTH5. For codes and distributions, see Appendix K: Protestant Denominations.

1. Detailed Denomination of First Person [FRNDOTH1] COLS. 1435-1437
2. Detailed Denomination of Second Person [FRNDOTH2] COLS. 1438-1440
3. Detailed Denomination of Third Person [FRNDOTH3] COLS. 1441-1443
4. Detailed Denomination of Fourth Person [FRNDOTH4] COLS. 1444-1446
5. Detailed Denomination of Fifth Person [FRNDOTH5] COLS. 1447-1449

384. Fundamentalism/Liberalism of Friends' Religion

1. First Person's Fundamentalism/Liberalism

[VAR: FRNDFND1]

RESPONSE	PUNCH	YEAR										COL. 1450
		1972-82	1982B	1983-87	1987B	1988-91	1993	1994	1996	1998	2000	ALL
Fundamentalist	1	0	0	0	0	316	0	0	0	168	0	484
Moderate	2	0	0	0	0	472	0	0	0	322	0	794
Liberal	3	0	0	0	0	286	0	0	0	205	0	491
No answer, Excluded	9	0	0	0	0	368	0	0	0	683	0	1051
Not applicable	BK 13,626	354	7,542	353	4,465	1,606	2,992	2,904	1,454	2,817	38,113	

2. Second Person's Fundamentalism/Liberalism

[VAR: FRNDFND2]

RESPONSE	PUNCH	YEAR										COL. 1451
		1972-82	1982B	1983-87	1987B	1988-91	1993	1994	1996	1998	2000	ALL
Fundamentalist	1	0	0	0	0	261	0	0	0	120	0	381
Moderate	2	0	0	0	0	448	0	0	0	316	0	764
Liberal	3	0	0	0	0	262	0	0	0	160	0	422
No answer, Excluded	9	0	0	0	0	350	0	0	0	615	0	965
Not applicable	BK 13,626	354	7,542	353	4,586	1,606	2,992	2,904	1,621	2,817	38,401	

3. Third Person's Fundamentalism/Liberalism

[VAR: FRNDFND3]

RESPONSE	PUNCH	YEAR										COL. 1452
		1972-82	1982B	1983-87	1987B	1988-91	1993	1994	1996	1998	2000	ALL
Fundamentalist	1	0	0	0	0	259	0	0	0	105	0	364
Moderate	2	0	0	0	0	349	0	0	0	224	0	573
Liberal	3	0	0	0	0	230	0	0	0	142	0	372
No answer, Excluded	9	0	0	0	0	307	0	0	0	508	0	815
Not applicable	BK 13,626	354	7,542	353	4,762	1,606	2,992	2,904	1,853	2,817	38,809	

4. Fourth Person's Fundamentalism/Liberalism

[VAR: FRNDFND4]

RESPONSE	PUNCH	YEAR										COL. 1453
		1972-82	1982B	1983-87	1987B	1988-91	1993	1994	1996	1998	2000	ALL
Fundamentalist	1	0	0	0	0	0	0	0	0	78	0	78
Moderate	2	0	0	0	0	0	0	0	0	190	0	190
Liberal	3	0	0	0	0	0	0	0	0	98	0	98
No answer, Excluded	9	0	0	0	0	0	0	0	0	420	0	420
Not applicable	BK 13,626	354	7,542	353	4,762	1,606	2,992	2,904	2,046	2,817	40,147	

5. Fifth Person's Fundamentalism/Liberalism

[VAR: FRNDFND5]

RESPONSE	PUNCH	YEAR										COL. 1454
		1972-82	1982B	1983-87	1987B	1988-91	1993	1994	1996	1998	2000	ALL
Fundamentalist	1	0	0	0	0	0	0	0	0	49	0	49
Moderate	2	0	0	0	0	0	0	0	0	152	0	152
Liberal	3	0	0	0	0	0	0	0	0	81	0	81
No answer	9	0	0	0	0	0	0	0	0	337	0	337
Not applicable	BK 13,626	354	7,542	353	4,762	1,606	2,992	2,904	2,213	2,817	40,314	

REMARKS: See Appendix T, GSS Methodological Report No.42

385. Is (NAME) Asian, Black, Hispanic, White or something else?

1. Race of First Friend

[VAR: FRNDRAC1]

RESPONSE	PUNCH	YEAR										COL. 1455
		1972-82	1982B	1983-87	1987B	1988-91	1993	1994	1996	1998	2000	ALL
Asian	1	0	0	0	0	0	0	0	0	37	0	37
Black	2	0	0	0	0	0	0	0	0	172	0	172
Hispanic	3	0	0	0	0	0	0	0	0	89	0	89
White	4	0	0	0	0	0	0	0	0	979	0	979
Other	5	0	0	0	0	0	0	0	0	23	0	23
No answer	9	0	0	0	0	0	0	0	0	77	0	77
Not applicable (no friends)	BK	13,626	354	7,542	353	5,907	1,606	2,992	2,904	1,454	2,817	39,555

2. Race of Second Friend

[VAR: FRNDRAC2]

RESPONSE	PUNCH	YEAR										COL. 1456
		1972-82	1982B	1983-87	1987B	1988-91	1993	1994	1996	1998	2000	ALL
Asian	1	0	0	0	0	0	0	0	0	33	0	33
Black	2	0	0	0	0	0	0	0	0	130	0	130
Hispanic	3	0	0	0	0	0	0	0	0	63	0	63
White	4	0	0	0	0	0	0	0	0	891	0	891
Other	5	0	0	0	0	0	0	0	0	22	0	22
No answer	9	0	0	0	0	0	0	0	0	72	0	72
Not applicable (no friends)	BK	13,626	354	7,542	353	5,907	1,606	2,992	2,904	1,621	2,817	39,722

3. Race of Third Friend

[VAR: FRNDRAC3]

RESPONSE	PUNCH	YEAR										COL. 1457
		1972-82	1982B	1983-87	1987B	1988-91	1993	1994	1996	1998	2000	ALL
Asian	1	0	0	0	0	0	0	0	0	21	0	21
Black	2	0	0	0	0	0	0	0	0	104	0	104
Hispanic	3	0	0	0	0	0	0	0	0	46	0	46
White	4	0	0	0	0	0	0	0	0	723	0	723
Other	5	0	0	0	0	0	0	0	0	16	0	16
No answer	9	0	0	0	0	0	0	0	0	68	0	68
Not applicable (no friends)	BK	13,626	354	7,542	353	5,907	1,606	2,992	2,904	1,853	2,817	39,954

4. Race of Fourth Friend

[VAR: FRNDRAC4]

RESPONSE	PUNCH	YEAR										COL. 1458
		1972-82	1982B	1983-87	1987B	1988-91	1993	1994	1996	1998	2000	ALL
Asian	1	0	0	0	0	0	0	0	0	23	0	23
Black	2	0	0	0	0	0	0	0	0	82	0	82
Hispanic	3	0	0	0	0	0	0	0	0	36	0	36
White	4	0	0	0	0	0	0	0	0	569	0	569
Other	5	0	0	0	0	0	0	0	0	10	0	10
No answer	9	0	0	0	0	0	0	0	0	66	0	66
Not applicable (no friends)	BK	13,626	354	7,542	353	5,907	1,606	2,992	2,904	2,046	2,817	40,147

5. Race of Fifth Friend

[VAR: FRNDRAC5]

RESPONSE	PUNCH	YEAR								COL. 1459		
		1972-82	1982B	1983-87	1987B	1988-91	1993	1994	1996	1998	2000	ALL
Asian	1	0	0	0	0	0	0	0	0	14	0	14
Black	2	0	0	0	0	0	0	0	0	49	0	49
Hispanic	3	0	0	0	0	0	0	0	0	34	0	34
White	4	0	0	0	0	0	0	0	0	453	0	453
Other	5	0	0	0	0	0	0	0	0	6	0	6
No answer	9	0	0	0	0	0	0	0	0	64	0	64
Not applicable (no friends)	BK	13,626	354	7,542	353	5,907	1,606	2,992	2,904	2,212	0	40,313

386. A. Do you have any good friends that you feel close to?

[VAR: FRIENDS]

RESPONSE	PUNCH	YEAR								COL. 1460		
		1972-82	1982B	1983-87	1987B	1988-91	1993	1994	1996	1998	2000	ALL
Yes (ASK Q. 387/388)	1	0	0	0	0	0	0	0	0	851	0	851
No (GO TO Q. 389)	2	0	0	0	0	0	0	0	0	83	0	83
No answer	BK	13,626	354	7,542	353	5,907	1,606	2,992	2,904	1,892	2,817	39,993

B. About how many good friends do you have?

[VAR: NUMFREND]

RESPONSE	PUNCH	YEAR								COL. 1461-1462		
		1972-82	1982B	1983-87	1987B	1988-91	1993	1994	1996	1998	2000	ALL
1	1	0	0	0	0	0	0	0	0	51	0	51
2	2	0	0	0	0	0	0	0	0	136	0	136
3	3	0	0	0	0	0	0	0	0	132	0	132
4	4	0	0	0	0	0	0	0	0	119	0	119
5 - 9	5	0	0	0	0	0	0	0	0	205	0	205
10 - 29	6	0	0	0	0	0	0	0	0	160	0	160
30 or more	7	0	0	0	0	0	0	0	0	37	0	37
Don't know	8	0	0	0	0	0	0	0	0	9	0	9
No answer	9	0	0	0	0	0	0	0	0	7	0	7
Not applicable (no friends)	BK	13,626	354	7,542	353	5,907	1,606	2,992	2,904	1,976	2,817	40,077

387. How many of your good friends are White/Black?

[VAR: NUMBWFRD]

RESPONSE	PUNCH	YEAR								COL. 1463-1464		
		1972-82	1982B	1983-87	1987B	1988-91	1993	1994	1996	1998	2000	ALL
0	0	0	0	0	0	0	0	0	0	580	0	580
1	1	0	0	0	0	0	0	0	0	117	0	117
2	2	0	0	0	0	0	0	0	0	62	0	62
3	3	0	0	0	0	0	0	0	0	26	0	26
4	4	0	0	0	0	0	0	0	0	12	0	12
5 - 9	5	0	0	0	0	0	0	0	0	19	0	19
10 or more	6	0	0	0	0	0	0	0	0	19	0	19
Don't know	8	0	0	0	0	0	0	0	0	9	0	9
No answer	9	0	0	0	0	0	0	0	0	7	0	7
Not applicable	BK	13,626	354	7,542	353	5,907	1,606	2,992	2,904	1,976	2,817	40,077

388. Are any of your good friends that you feel close to Black/White?

[VAR: BWFRIEND]

RESPONSE	PUNCH	YEAR								COL. 1465		
		1972-82	1982B	1983-87	1987B	1988-91	1993	1994	1996	1998	2000	ALL
Yes	1	0	0	0	0	0	0	0	0	204	0	204
No	2	0	0	0	0	0	0	0	0	241	0	241
No answer	9	0	0	0	0	0	0	0	0	2	0	2
Not applicable (no friends)	BK	13,626	354	7,542	353	5,907	1,606	2,992	2,904	2,385	2,817	40486

389. Do you strongly approve of, somewhat approve of, neither approve of nor oppose, somewhat oppose, or strongly oppose the following public expressions of religion:

A. The use of religious "images" in public advertising to sell non-religious commercial products?

[VAR: GODSELLS]

RESPONSE	PUNCH	YEAR								COL. 1466		
		1972-82	1982B	1983-87	1987B	1988-91	1993	1994	1996	1998	2000	ALL
Strongly approve.	1	0	0	0	0	0	0	0	0	35	0	35
Somewhat approve	2	0	0	0	0	0	0	0	0	79	0	79
Neither approve nor oppose . 3	3	0	0	0	0	0	0	0	0	320	0	320
Somewhat oppose	4	0	0	0	0	0	0	0	0	314	0	314
Strongly oppose	5	0	0	0	0	0	0	0	0	619	0	619
Don't know	9	0	0	0	0	0	0	0	0	10	0	10
Not applicable	BK	13,626	354	7,542	353	5,907	1,606	2,992	2,904	1,387	2,817	39,488

B. Pro-athletes giving thanks to God during sports events?

[VAR: GODSPORT]

RESPONSE	PUNCH	YEAR								COL. 1467		
		1972-82	1982B	1983-87	1987B	1988-91	1993	1994	1996	1998	2000	ALL
Strongly approve.	1	0	0	0	0	0	0	0	0	509	0	509
Somewhat approve	2	0	0	0	0	0	0	0	0	355	0	355
Neither approve nor oppose . 3	3	0	0	0	0	0	0	0	0	358	0	358
Somewhat oppose	4	0	0	0	0	0	0	0	0	90	0	90
Strongly oppose	5	0	0	0	0	0	0	0	0	77	0	77
Don't know	9	0	0	0	0	0	0	0	0	13	0	13
Not applicable	BK	13,626	354	7,542	353	5,907	1,606	2,992	2,904	1,387	2,817	39,488

390. During the last year, approximately how much money did you and the other family members in your household contribute to each of the following:

A. To your local congregation?

[VAR: GIVECONG]

RESPONSE	PUNCH	YEAR								COL. 1468-1472		
		1972-82	1982B	1983-87	1987B	1988-91	1993	1994	1996	1998	2000	ALL
0	0	0	0	0	0	0	0	0	0	569	0	569
\$1-\$999	1-999	0	0	0	0	0	0	0	0	472	0	472
\$1,000-\$4,999	1000-4999	0	0	0	0	0	0	0	0	172	0	172
\$5,000-\$9,999	5000-9999	0	0	0	0	0	0	0	0	24	0	24
\$10,000-\$99,995	10000-99995	0	0	0	0	0	0	0	0	22	0	22
Over \$99,995	99996	0	0	0	0	0	0	0	0	11	0	11
Don't know	99998	0	0	0	0	0	0	0	0	88	0	88
No answer	99999	0	0	0	0	0	0	0	0	87	0	87
Not applicable	BK	13,626	354	7,542	353	5,907	1,606	2,992	2,904	1,387	2,817	39,488

B. To other religious organizations, programs, or causes?

[VAR: GIVEREL]

RESPONSE	PUNCH	YEAR							COL. 1473-1477			
		1972-82	1982B	1983-87	1987B	1988-91	1993	1994	1996	1998	2000	ALL
0	0	0	0	0	0	0	0	0	0	948	0	948
\$1-\$999	1-999	0	0	0	0	0	0	0	0	297	0	297
\$1,000-\$4,999	1000-4999	0	0	0	0	0	0	0	0	31	0	31
\$5,000-\$9,999	5000-9999	0	0	0	0	0	0	0	0	0	0	0
\$10,000-\$99,995	10000-99995	0	0	0	0	0	0	0	0	8	0	8
Over \$99,995	99996	0	0	0	0	0	0	0	0	0	0	0
Refused	99997	0	0	0	0	0	0	0	0	2	0	2
Don't know	99998	0	0	0	0	0	0	0	0	66	0	66
No answer	99999	0	0	0	0	0	0	0	0	93	0	93
Not applicable	BK	13,626	354	7,542	353	5,907	1,606	2,992	2,904	1,387	2,817	39,488

C. To non-religious charities, organizations, or causes?

[VAR: GIVEOTH]

RESPONSE	PUNCH	YEAR							COL. 1478-1482			
		1972-82	1982B	1983-87	1987B	1988-91	1993	1994	1996	1998	2000	ALL
0	0	0	0	0	0	0	0	0	0	567	0	567
\$1-\$999	1-999	0	0	0	0	0	0	0	0	638	0	638
\$1,000-\$4,999	1000-4999	0	0	0	0	0	0	0	0	59	0	59
\$5,000-\$9,999	5000-9999	0	0	0	0	0	0	0	0	7	0	7
\$10,000-\$99,995	10000-99995	0	0	0	0	0	0	0	0	0	0	0
Over \$99,995	99996	0	0	0	0	0	0	0	0	13	0	13
Refused	99997	0	0	0	0	0	0	0	0	4	0	4
Don't know	99998	0	0	0	0	0	0	0	0	68	0	68
No answer	99999	0	0	0	0	0	0	0	0	89	0	89
Not applicable	BK	13,626	354	7,542	353	5,907	1,606	2,992	2,904	1,387	2,817	39,488

D. Were any of your contributions to organizations involved in the arts, culture, or the humanities?

[VAR: GIVEARTS]

RESPONSE	PUNCH	YEAR							COL. 1483			
		1972-82	1982B	1983-87	1987B	1988-91	1993	1994	1996	1998	2000	ALL
Yes	1	0	0	0	0	0	0	0	0	307	0	307
No	2	0	0	0	0	0	0	0	0	405	0	405
Don't know	8	0	0	0	0	0	0	0	0	3	0	3
No answer	9	0	0	0	0	0	0	0	0	95	0	95
Not applicable	BK	13,626	354	7,542	353	5,907	1,606	2,992	2,904	2,022	2,817	40,123

391. A. In the past month, about how many hours have you spent doing religious activities in your home (such as time spent praying, meditating, reading religious books, listening to religious broadcasts, etc.)?

[VAR: RELHRS1]

RESPONSE	PUNCH	YEAR							COL. 1484-1486			
		1972-82	1982B	1983-87	1987B	1988-91	1993	1994	1996	1998	2000	ALL
0	0	0	0	0	0	0	0	0	0	505	0	505
1-9	1-9	0	0	0	0	0	0	0	0	540	0	540
10-19	10-19	0	0	0	0	0	0	0	0	147	0	147
20-39	20-39	0	0	0	0	0	0	0	0	143	0	143
40 or more	40-997	0	0	0	0	0	0	0	0	65	0	65
Don't know	998	0	0	0	0	0	0	0	0	18	0	18
No answer	999	0	0	0	0	0	0	0	0	27	0	27
Not applicable	BK	13,626	354	7,542	353	5,907	1,606	2,992	2,904	1,387	2,817	39,488

B. In the past month, about how many hours have you spent doing religious services activities outside your home (such as attending religious services, prayer groups, Bible studies, fellowship meetings, church leadership meetings, etc.)?

[VAR: RELHRS2]

RESPONSE	PUNCH	YEAR										
		1972-82	1982B	1983-87	1987B	1988-91	1993	1994	1996	1998	2000	ALL
0	0	0	0	0	0	0	0	0	0	749	0	749
1-9	1-9	0	0	0	0	0	0	0	0	392	0	392
10-19	10-19	0	0	0	0	0	0	0	0	149	0	149
20-39	20-39	0	0	0	0	0	0	0	0	82	0	82
40 or more	40-997	0	0	0	0	0	0	0	0	42	0	42
Don't know	998	0	0	0	0	0	0	0	0	5	0	5
No answer	999	0	0	0	0	0	0	0	0	26	0	26
Not applicable	BK	13,626	354	7,542	353	5,907	1,606	2,992	2,904	1,387	2,817	39,488

REMARKS: RELHRS1 and RELHRS2 are coded in three digits. The collapsed numbers above are for convenience of display only.

392. About how many members does this congregation have?

[VAR: NUMCONG]

RESPONSE	PUNCH	YEAR										
		1972-82	1982B	1983-87	1987B	1988-91	1993	1994	1996	1998	2000	ALL
1-99	1-99	0	0	0	0	0	0	0	0	112	187	299
100-199	100-199	0	0	0	0	0	0	0	0	108	247	355
200-499	200-499	0	0	0	0	0	0	0	0	216	551	767
500-999	500-999	0	0	0	0	0	0	0	0	103	233	336
1000-9996	1000-9996	0	0	0	0	0	0	0	0	150	299	449
Don't know	9998	0	0	0	0	0	0	0	0	115	70	185
No answer	9999	0	0	0	0	0	0	0	0	201	378	579
Not applicable	BK	13,626	354	7,542	353	5,907	1,606	2,992	2,904	1,827	852	37,963

REMARKS: NUMCONG is coded in four digits. The collapsed numbers above are for convenience of display only.

393. Do you have any children older than 5?

[VAR: KID5UP]

RESPONSE	PUNCH	YEAR										
		1972-82	1982B	1983-87	1987B	1988-91	1993	1994	1996	1998	2000	ALL
Yes . . (ASK Q.394)	1	0	0	0	0	0	0	0	0	870	1,721	2,591
No . . (GO TO Q.395)	2	0	0	0	0	0	0	0	0	553	1,093	1,646
No answer	9	0	0	0	0	0	0	0	0	22	3	25
Not applicable	BK	13,626	354	7,542	353	5,907	1,606	2,992	2,904	1,387	0	36,671

394. Do/did all of your children attend public school for all of their elementary and high school education?

[VAR: PUBSCH]

RESPONSE	PUNCH	YEAR										
		1972-82	1982B	1983-87	1987B	1988-91	1993	1994	1996	1998	2000	ALL
Yes	1	0	0	0	0	0	0	0	0	694	1445	2139
No	2	0	0	0	0	0	0	0	0	161	258	419
No answer	9	0	0	0	0	0	0	0	0	37	19	56
Not applicable	BK	13,626	354	7,542	353	5,907	1,606	2,992	2,904	1940	1093	38317

ASK A IF NO TO Q. 394

A. Which types of school do/did your children attend?

1. Home schooling

[VAR: HOMESCH]

RESPONSE	PUNCH	YEAR										COL. 1496
		1972-82	1982B	1983-87	1987B	1988-91	1993	1994	1996	1998	2000	ALL
Yes	1	0	0	0	0	0	0	0	0	38	23	61
No	2	0	0	0	0	0	0	0	0	117	226	343
No answer	9	0	0	0	0	0	0	0	0	43	28	71
Not applicable	BK	13,626	354	7,542	353	5,907	1,606	2,992	2,904	2,634	2,540	40,458

2. Catholic school

[VAR: CATHSCH]

RESPONSE	PUNCH	YEAR										COL. 1497
		1972-82	1982B	1983-87	1987B	1988-91	1993	1994	1996	1998	2000	ALL
Yes	1	0	0	0	0	0	0	0	0	69	115	184
No	2	0	0	0	0	0	0	0	0	86	134	220
No answer	9	0	0	0	0	0	0	0	0	43	28	71
Not applicable	BK	13,626	354	7,542	353	5,907	1,606	2,992	2,904	2,634	2,540	40,458

3. Christian school (not Catholic)

[VAR: CHRISCH]

RESPONSE	PUNCH	YEAR										COL. 1498
		1972-82	1982B	1983-87	1987B	1988-91	1993	1994	1996	1998	2000	ALL
Yes	1	0	0	0	0	0	0	0	0	36	50	86
No	2	0	0	0	0	0	0	0	0	119	199	318
No answer	9	0	0	0	0	0	0	0	0	43	28	71
Not applicable	BK	13,626	354	7,542	353	5,907	1,606	2,992	2,904	2,634	2,540	40,458

[IF Q. 394A3 IS YES (CHILDREN ATTENDED CHRISTIAN SCHOOL)]

What denomination or church was/is this school affiliated with? [RECORD VERBATIM]

[VAR: DENOMSCH]

RESPONSE	PUNCH	YEAR										COL. 1499-1500
		1972-82	1982B	1983-87	1987B	1988-91	1993	1994	1996	1998	2000	ALL
Baptist	1	0	0	0	0	0	0	0	0	0	13	13
Christian Reform	2	0	0	0	0	0	0	0	0	0	1	1
Christian Science	3	0	0	0	0	0	0	0	0	0	1	1
Episcopal	4	0	0	0	0	0	0	0	0	0	2	2
Inter Demoninational	5	0	0	0	0	0	0	0	0	0	0	0
Lutheran	6	0	0	0	0	0	0	0	0	0	6	6
Missouri Synod Lutheran	7	0	0	0	0	0	0	0	0	0	1	1
Non-Denominational	8	0	0	0	0	0	0	0	0	0	3	3
Southern Baptist	9	0	0	0	0	0	0	0	0	0	1	1
Seventh Day Adventist	10	0	0	0	0	0	0	0	0	0	1	1
Valley Christian	11	0	0	0	0	0	0	0	0	0	1	1
Congregational	12	0	0	0	0	0	0	0	0	0	0	0
Mormon	13	0	0	0	0	0	0	0	0	0	0	0
Don't Know	98	0	0	0	0	0	0	0	0	0	4	4
No Answer	99	0	0	0	0	0	0	0	0	0	44	44
Not applicable	BK	13,626	354	7,542	353	5,907	1,606	2,992	2,904	2,832	2,739	40,855

4. Other church-affiliated school (not Christian)

[VAR: RELSCH]

RESPONSE	PUNCH	YEAR									COL. 1504	
		1972-82	1982B	1983-87	1987B	1988-91	1993	1994	1996	1998	2000	ALL
Yes	1	0	0	0	0	0	0	0	0	4	8	12
No	2	0	0	0	0	0	0	0	0	151	241	392
No answer	9	0	0	0	0	0	0	0	0	43	28	71
Not applicable	BK	13,626	354	7,542	353	5,907	1,606	2,992	2,904	2,634	2,540	40,458

5. Private non-religious school

[VAR: PRIVSCH]

RESPONSE	PUNCH	YEAR									COL. 1505	
		1972-82	1982B	1983-87	1987B	1988-91	1993	1994	1996	1998	2000	ALL
Yes	1	0	0	0	0	0	0	0	0	26	47	73
No	2	0	0	0	0	0	0	0	0	129	202	331
No answer	9	0	0	0	0	0	0	0	0	43	28	71
Not applicable	BK	13,626	354	7,542	353	5,907	1,606	2,992	2,904	2,634	2,540	40,458

6. Other

[VAR: OTHSCH]

RESPONSE	PUNCH	YEAR									COL. 1506	
		1972-82	1982B	1983-87	1987B	1988-91	1993	1994	1996	1998	2000	ALL
Yes	1	0	0	0	0	0	0	0	0	16	20	36
No	2	0	0	0	0	0	0	0	0	139	229	368
No answer	9	0	0	0	0	0	0	0	0	43	28	71
Not applicable	BK	13,626	354	7,542	353	5,907	1,606	2,992	2,904	2,634	2,540	40,458

395. As an adult, have you ever shopped around for a church or synagogue -- that is, gone to different churches or synagogues or to other places of worship in order to compare and decide which one you wanted to attend regularly?

[VAR: SHOPREL]

RESPONSE	PUNCH	YEAR									COL. 1507	
		1972-82	1982B	1983-87	1987B	1988-91	1993	1994	1996	1998	2000	ALL
Yes	1	0	0	0	0	0	0	0	0	561	0	561
No	2	0	0	0	0	0	0	0	0	870	0	870
Don't know	8	0	0	0	0	0	0	0	0	1	0	1
No answer	9	0	0	0	0	0	0	0	0	13	0	13
Not applicable	BK	13,626	354	7,542	353	5,907	1,606	2,992	2,904	1,387	2,817	39,488

396. Thinking about the time you most recently looked for a church or a synagogue, was it because you had moved?

[VAR: SHOPMOVE]

RESPONSE	PUNCH	YEAR									COL. 1508	
		1972-82	1982B	1983-87	1987B	1988-91	1993	1994	1996	1998	2000	ALL
Yes	1	0	0	0	0	0	0	0	0	265	0	265
No	2	0	0	0	0	0	0	0	0	293	0	293
Don't know	8	0	0	0	0	0	0	0	0	0	0	0
No answer	9	0	0	0	0	0	0	0	0	16	0	16
Not applicable	BK	13,626	354	7,542	353	5,907	1,606	2,992	2,904	2,258	2,817	40,359

397. When you most recently looked for a church or synagogue, how many different places of worship did you visit?

[VAR: SHOPNUM]

RESPONSE	PUNCH	YEAR										COL. 1509-1510	
		1972-82	1982B	1983-87	1987B	1988-91	1993	1994	1996	1998	2000	ALL	
None	1	0	0	0	0	0	0	0	0	2	0	2	
1	2	0	0	0	0	0	0	0	0	66	0	66	
2	3	0	0	0	0	0	0	0	0	171	0	171	
3	4	0	0	0	0	0	0	0	0	152	0	152	
Don't know	8	0	0	0	0	0	0	0	0	69	0	69	
No answer	9	0	0	0	0	0	0	0	0	48	0	48	
Not applicable	BK	13,626	354	7,542	353	5,907	1,606	2,992	2,904	2,324	2,817	40,359	

IF CATHOLIC IN Q.104, ASK Q.398A-C.

398. Please tell me whether you strongly agree, agree, disagree, or strongly disagree with the following statements:

A. I could be just as happy in some other church, it wouldn't have to be Catholic.

[VAR: OTHCHRCH]

RESPONSE	PUNCH	YEAR										COL. 1511	
		1972-82	1982B	1983-87	1987B	1988-91	1993	1994	1996	1998	2000	ALL	
Agree Strongly	1	0	0	0	0	0	0	0	0	0	58	58	
Agree	2	0	0	0	0	0	0	0	0	0	236	236	
Disagree	3	0	0	0	0	0	0	0	0	0	195	195	
Disagree Strongly	4	0	0	0	0	0	0	0	0	0	116	116	
Don't know	5	0	0	0	0	0	0	0	0	0	54	54	
No answer	9	0	0	0	0	0	0	0	0	0	23	23	
Not applicable (not Catholic) BK		13,626	354	7,542	353	5,907	1,606	2,992	2,904	2,832	2,135	40,251	

B. How a person lives is more important than whether or not he or she is Catholic..

[VAR: IMPLIVES]

RESPONSE	PUNCH	YEAR										COL. 1512	
		1972-82	1982B	1983-87	1987B	1988-91	1993	1994	1996	1998	2000	ALL	
Agree Strongly	1	0	0	0	0	0	0	0	0	0	238	238	
Agree	2	0	0	0	0	0	0	0	0	0	326	326	
Disagree	3	0	0	0	0	0	0	0	0	0	62	62	
Disagree Strongly	4	0	0	0	0	0	0	0	0	0	10	10	
Don't know	5	0	0	0	0	0	0	0	0	0	22	22	
No answer	9	0	0	0	0	0	0	0	0	0	24	24	
Not applicable (not Catholic) BK		13,626	354	7,542	353	5,907	1,606	2,992	2,904	2,832	2,135	40,251	

C. It's important to obey church teachings even if I don't understand them.

[VAR: OBEYTCH]

RESPONSE	PUNCH	YEAR										COL. 1513	
		1972-82	1982B	1983-87	1987B	1988-91	1993	1994	1996	1998	2000	ALL	
Agree Strongly	1	0	0	0	0	0	0	0	0	0	37	37	
Agree	2	0	0	0	0	0	0	0	0	0	222	222	
Disagree	3	0	0	0	0	0	0	0	0	0	300	300	
Disagree Strongly	4	0	0	0	0	0	0	0	0	0	59	59	
Don't know	5	0	0	0	0	0	0	0	0	0	40	40	
No answer	9	0	0	0	0	0	0	0	0	0	24	24	
Not applicable (not Catholic) BK		13,626	354	7,542	353	5,907	1,606	2,992	2,904	2,832	2,135	40,251	

399. How do you rate how your local church does each of the following? Would you say your local church does an excellent, very good, fair, or poor job of:

A. Preaching

[VAR: PREACH]

RESPONSE	PUNCH	YEAR										COL. 1514	
		1972-82	1982B	1983-87	1987B	1988-91	1993	1994	1996	1998	2000	ALL	
Excellent	1	0	0	0	0	0	0	0	0	0	0	260	260
Very Good	2	0	0	0	0	0	0	0	0	0	0	280	280
Good	3	0	0	0	0	0	0	0	0	0	0	243	243
Fair	4	0	0	0	0	0	0	0	0	0	0	61	61
Poor	5	0	0	0	0	0	0	0	0	0	0	18	18
Don't know	8	0	0	0	0	0	0	0	0	0	0	51	51
No answer	9	0	0	0	0	0	0	0	0	0	0	73	73
Not applicable	BK	13,626	354	7,542	353	5,907	1,606	2,992	2,904	2,832	1,831	39,947	

B. Respecting the Rights of Women

[VAR: FERESPCT]

RESPONSE	PUNCH	YEAR										COL. 1515	
		1972-82	1982B	1983-87	1987B	1988-91	1993	1994	1996	1998	2000	ALL	
Excellent	1	0	0	0	0	0	0	0	0	0	0	289	289
Very Good	2	0	0	0	0	0	0	0	0	0	0	278	278
Good	3	0	0	0	0	0	0	0	0	0	0	208	208
Fair	4	0	0	0	0	0	0	0	0	0	0	57	57
Poor	5	0	0	0	0	0	0	0	0	0	0	13	13
Don't know	8	0	0	0	0	0	0	0	0	0	0	67	67
No answer	9	0	0	0	0	0	0	0	0	0	0	74	74
Not applicable	BK	13,626	354	7,542	353	5,907	1,606	2,992	2,904	2,832	1,831	39,947	

C. Sympathetic counseling

[VAR: SYMPCOUN]

RESPONSE	PUNCH	YEAR										COL. 1516	
		1972-82	1982B	1983-87	1987B	1988-91	1993	1994	1996	1998	2000	ALL	
Excellent	1	0	0	0	0	0	0	0	0	0	0	253	253
Very Good	2	0	0	0	0	0	0	0	0	0	0	263	263
Good	3	0	0	0	0	0	0	0	0	0	0	197	197
Fair	4	0	0	0	0	0	0	0	0	0	0	62	62
Poor	5	0	0	0	0	0	0	0	0	0	0	15	15
Don't know	8	0	0	0	0	0	0	0	0	0	0	122	122
No answer	0	0	0	0	0	0	0	0	0	0	0	74	74
Not applicable	BK	13,626	354	7,542	353	5,907	1,606	2,992	2,904	2,832	1,831	39,947	

D. Working with young people

[VAR: WRKYOUNG]

RESPONSE	PUNCH	YEAR										COL. 1517	
		1972-82	1982B	1983-87	1987B	1988-91	1993	1994	1996	1998	2000	ALL	
Excellent	1	0	0	0	0	0	0	0	0	0	0	306	306
Very Good	2	0	0	0	0	0	0	0	0	0	0	275	275
Good	3	0	0	0	0	0	0	0	0	0	0	189	189
Fair	4	0	0	0	0	0	0	0	0	0	0	56	56
Poor	5	0	0	0	0	0	0	0	0	0	0	13	13
Don't know	8	0	0	0	0	0	0	0	0	0	0	72	72
No answer	9	0	0	0	0	0	0	0	0	0	0	75	75
Not applicable	BK	13,626	354	7,542	353	5,907	1,606	2,992	2,904	2,832	1,831	39,947	

E. Worship services

[VAR: WORSHIP]

RESPONSE	PUNCH	YEAR										COL.	1518
		1972-82	1982B	1983-87	1987B	1988-91	1993	1994	1996	1998	2000	ALL	
Excellent	1	0	0	0	0	0	0	0	0	0	0	298	298
Very Good	2	0	0	0	0	0	0	0	0	0	0	286	286
Good	3	0	0	0	0	0	0	0	0	0	0	224	224
Fair	4	0	0	0	0	0	0	0	0	0	0	47	47
Poor	5	0	0	0	0	0	0	0	0	0	0	7	7
Don't know	8	0	0	0	0	0	0	0	0	0	0	50	50
No answer	9	0	0	0	0	0	0	0	0	0	0	74	74
Not applicable	BK	13,626	354	7,542	353	5,907	1,606	2,992	2,904	2,832	1,831	39,947	

**The 1990 Topical Module: Inter-group Relations
(Qs. 400-414)**

400. Now I am going to read you several statements. For each one please tell me whether you agree strongly, agree, disagree, or disagree strongly. The first statement is:

A. It is wonderful that young people today have greater freedom to protest against things they don't like and to 'do their own thing.'

[VAR: OWNTHING]

RESPONSE	PUNCH	YEAR										COL.	1519
		1972-82	1982B	1983-87	1987B	1988-91	1993	1994	1996	1998	2000	ALL	
Agree Strongly	1	0	0	0	0	157	0	201	0	0	0	0	358
Agree	2	0	0	0	0	753	0	725	0	0	0	0	1,478
Disagree	3	0	0	0	0	341	0	404	0	0	0	0	745
Disagree Strongly	4	0	0	0	0	68	0	101	0	0	0	0	169
Don't know	8	0	0	0	0	51	0	31	0	0	0	0	82
No answer	9	0	0	0	0	2	0	12	0	0	0	0	14
Not applicable	BK	13,626	354	7,542	353	4,535	1,606	1,518	2,904	2,832	2,817	38,087	

B. A child should never be allowed to talk back to his parents, or else he will lose respect for them

[VAR: TALKBACK]

RESPONSE	PUNCH	YEAR										COL.	1520
		1972-82	1982B	1983-87	1987B	1988-91	1993	1994	1996	1998	2000	ALL	
Agree Strongly	1	0	0	0	0	237	0	0	0	0	0	0	237
Agree	2	0	0	0	0	540	0	0	0	0	0	0	540
Disagree	3	0	0	0	0	513	0	0	0	0	0	0	513
Disagree Strongly	4	0	0	0	0	55	0	0	0	0	0	0	55
Don't know	8	0	0	0	0	21	0	0	0	0	0	0	21
No answer	9	0	0	0	0	6	0	0	0	0	0	0	6
Not applicable	BK	13,626	354	7,542	353	4,535	1,606	2,992	2,904	2,832	2,817	39,561	

C. People can be divided into two classes--the weak and the strong

[VAR: TWOCCLASS]

RESPONSE	PUNCH	YEAR										COL.	1521
		1972-82	1982B	1983-87	1987B	1988-91	1993	1994	1996	1998	2000	ALL	
Agree Strongly	1	0	0	0	0	68	0	0	0	0	0	0	68
Agree	2	0	0	0	0	503	0	0	0	0	0	0	503
Disagree	3	0	0	0	0	605	0	0	0	0	0	0	605
Disagree Strongly	4	0	0	0	0	132	0	0	0	0	0	0	132
Don't know	8	0	0	0	0	60	0	0	0	0	0	0	60
No answer	9	0	0	0	0	4	0	0	0	0	0	0	4
Not applicable	BK	13,626	354	7,542	353	4,535	1,606	2,992	2,904	2,832	2,817	39,561	

- D. It is best to treat dissenters with leniency and an open mind, since new ideas are the lifeblood of progressive change

[VAR: OPENMIND]

RESPONSE	PUNCH	YEAR										COL. 1522
		1972-82	1982B	1983-87	1987B	1988-91	1993	1994	1996	1998	2000	ALL
Agree Strongly	1	0	0	0	0	121	0	0	0	0	0	121
Agree	2	0	0	0	0	836	0	0	0	0	0	836
Disagree	3	0	0	0	0	223	0	0	0	0	0	223
Disagree Strongly	4	0	0	0	0	31	0	0	0	0	0	31
Don't know	8	0	0	0	0	150	0	0	0	0	0	150
No answer	9	0	0	0	0	11	0	0	0	0	0	11
Not applicable	BK	13,626	354	7,542	353	4,535	1,606	2,992	2,904	2,832	2,817	39,561

401. Now I will a list of reasons some people give to explain why there are poor people in this country. Please tell me whether you feel each of these is very important, somewhat important, or not important in explaining why there are poor people in this country.

- A. Failure of society to provide good schools for many Americans

[VAR: WHYPOOR1]

RESPONSE	PUNCH	YEAR										COL. 1523
		1972-82	1982B	1983-87	1987B	1988-91	1993	1994	1996	1998	2000	ALL
Very Important	1	0	0	0	0	486	0	0	0	0	0	486
Somewhat Important	2	0	0	0	0	527	0	0	0	0	0	527
Not Important	3	0	0	0	0	323	0	0	0	0	0	323
Don't know	8	0	0	0	0	30	0	0	0	0	0	30
No Answer	9	0	0	0	0	6	0	0	0	0	0	6
Not Applicable	BK	13,626	354	7,542	353	4,535	1,606	2,992	2,904	2,832	2,817	39,561

- B. Loose morals and drunkenness

[VAR: WHYPOOR2]

RESPONSE	PUNCH	YEAR										COL. 1524
		1972-82	1982B	1983-87	1987B	1988-91	1993	1994	1996	1998	2000	ALL
Very Important	1	0	0	0	0	521	0	0	0	0	0	521
Somewhat Important	2	0	0	0	0	461	0	0	0	0	0	461
Not Important	3	0	0	0	0	338	0	0	0	0	0	338
Don't know	8	0	0	0	0	44	0	0	0	0	0	44
No Answer	9	0	0	0	0	8	0	0	0	0	0	8
Not Applicable	BK	13,626	354	7,542	353	4,535	1,606	2,992	2,904	2,832	2,817	39,561

C. Failure of industry to provide enough jobs

[VAR: WHYPOOR3]

RESPONSE	PUNCH	YEAR					COL. 1525					
		1972-82	1982B	1983-87	1987B	1988-91	1993	1994	1996	1998	2000	ALL
Very Important	1	0	0	0	0	474	0	0	0	0	0	474
Somewhat Important	2	0	0	0	0	571	0	0	0	0	0	571
Not Important	3	0	0	0	0	285	0	0	0	0	0	285
Don't know	8	0	0	0	0	35	0	0	0	0	0	35
No Answer	9	0	0	0	0	7	0	0	0	0	0	7
Not Applicable	BK	13,626	354	7,542	353	4,535	1,606	2,992	2,904	2,832	2,817	39,561

D. Lack of effort by the poor themselves

[VAR: WHYPOOR4]

RESPONSE	PUNCH	YEAR					COL. 1526					
		1972-82	1982B	1983-87	1987B	1988-91	1993	1994	1996	1998	2000	ALL
Very Important	1	0	0	0	0	620	0	0	0	0	0	620
Somewhat Important	2	0	0	0	0	602	0	0	0	0	0	602
Not Important	3	0	0	0	0	115	0	0	0	0	0	115
Don't know	8	0	0	0	0	29	0	0	0	0	0	29
No Answer	9	0	0	0	0	6	0	0	0	0	0	6
Not Applicable	BK	13,626	354	7,542	353	4,535	1,606	2,992	2,904	2,832	2,817	39,561

402. Here are different opinions about social differences in this country. Please tell me for each one whether you strongly agree, somewhat agree, somewhat disagree, or strongly disagree.

A. Only if differences in income are large enough is there an incentive for individual effort

[VAR: SOCDIF1]

RESPONSE	PUNCH	YEAR					COL. 1527					
		1972-82	1982B	1983-87	1987B	1988-91	1993	1994	1996	1998	2000	ALL
Agree Strongly	1	0	0	0	0	79	0	0	0	0	0	79
Agree	2	0	0	0	0	632	0	0	0	0	0	632
Disagree	3	0	0	0	0	454	0	0	0	0	0	454
Disagree Strongly	4	0	0	0	0	61	0	0	0	0	0	61
Don't know	8	0	0	0	0	141	0	0	0	0	0	141
No answer	9	0	0	0	0	5	0	0	0	0	0	5
Not applicable	BK	13,626	354	7,542	353	4,535	1,606	2,992	2,904	2,832	2,817	39,561

B. Personal income should not be determined solely by one's work. Rather, everybody should get what he/she needs to provide a decent life to his/her family.

[VAR: SOCDIF2]

RESPONSE	PUNCH	YEAR					COL. 1528					
		1972-82	1982B	1983-87	1987B	1988-91	1993	1994	1996	1998	2000	ALL
Agree Strongly	1	0	0	0	0	86	0	0	0	0	0	86
Agree	2	0	0	0	0	459	0	0	0	0	0	459
Disagree	3	0	0	0	0	615	0	0	0	0	0	615
Disagree Strongly	4	0	0	0	0	159	0	0	0	0	0	159
Don't know	8	0	0	0	0	47	0	0	0	0	0	47
No answer	9	0	0	0	0	6	0	0	0	0	0	6
Not applicable	BK	13,626	354	7,542	353	4,535	1,606	2,992	2,904	2,832	2,817	39,561

C. No one would study for years to become a lawyer or doctor unless they expected to earn a lot more than ordinary workers

[VAR: SOCDIF3]

RESPONSE	PUNCH	YEAR										COL. 1529
		1972-82	1982B	1983-87	1987B	1988-91	1993	1994	1996	1998	2000	ALL
Agree Strongly	1	0	0	0	0	281	0	0	0	0	0	281
Agree	2	0	0	0	0	738	0	0	0	0	0	738
Disagree	3	0	0	0	0	291	0	0	0	0	0	291
Disagree Strongly	4	0	0	0	0	35	0	0	0	0	0	35
Don't know	8	0	0	0	0	22	0	0	0	0	0	22
No answer	9	0	0	0	0	5	0	0	0	0	0	5
Not applicable	BK	13,626	354	7,542	353	4,535	1,606	2,992	2,904	2,832	2,817	39,561

D. One of the big problems in this country is that we don't give everyone an equal chance

[VAR: SOCDIF4]

RESPONSE	PUNCH	YEAR										COL. 1530
		1972-82	1982B	1983-87	1987B	1988-91	1993	1994	1996	1998	2000	ALL
Agree Strongly	1	0	0	0	0	161	0	0	0	0	0	161
Agree	2	0	0	0	0	497	0	0	0	0	0	497
Disagree	3	0	0	0	0	555	0	0	0	0	0	555
Disagree Strongly	4	0	0	0	0	121	0	0	0	0	0	121
Don't know	8	0	0	0	0	31	0	0	0	0	0	31
No answer	9	0	0	0	0	7	0	0	0	0	0	7
Not applicable	BK	13,626	354	7,542	353	4,535	1,606	2,992	2,904	2,832	2,817	39,561

403. Now I have some questions about different groups in our society. I'm going to show you a seven-point scale on which the characteristics of people in a group can be rated. In the first statement a score of 1 means that you think almost all of the people in that group are "rich." A score of 7 means that you think almost everyone in the group are "poor." A score of 4 means you think that the group is not towards one end or another, and of course you may choose any number in between that comes closest to where you think people in the group stand.

HAND CARD BR



1. Where would you rate whites in general on this scale?

[VAR: WLTHWHTS]

RESPONSE	PUNCH	YEAR										COL. 1531
		1972-82	1982B	1983-87	1987B	1988-91	1993	1994	1996	1998	2000	ALL
1	1	0	0	0	0	56	0	56	41	71	122	346
2	2	0	0	0	0	84	0	118	61	159	255	677
3	3	0	0	0	0	398	0	375	248	534	670	2,225
4	4	0	0	0	0	693	0	765	485	878	976	3,797
5	5	0	0	0	0	77	0	84	82	121	175	539
6	6	0	0	0	0	5	0	19	10	25	35	94
7	7	0	0	0	0	3	0	6	2	7	8	26
Don't know	8	0	0	0	0	40	0	38	34	66	69	247
No answer	9	0	0	0	0	16	0	13	6	10	21	66
Not applicable	BK	13,626	354	7,542	353	4,535	1,606	1,518	1,935	961	486	32,916

2. Jews?

[VAR: WLTHJEWS]

RESPONSE	PUNCH	YEAR										COL. 1532	
		1972-82	1982B	1983-87	1987B	1988-91	1993	1994	1996	1998	2000	ALL	
1	1	0	0	0	0	152	0	0	0	0	138	290	
2	2	0	0	0	0	336	0	0	0	0	283	619	
3	3	0	0	0	0	350	0	0	0	0	325	675	
4	4	0	0	0	0	323	0	0	0	0	328	651	
5	5	0	0	0	0	68	0	0	0	0	73	141	
6	6	0	0	0	0	15	0	0	0	0	33	48	
7	7	0	0	0	0	6	0	0	0	0	14	20	
Don't know	8	0	0	0	0	105	0	0	0	0	188	293	
No answer	9	0	0	0	0	17	0	0	0	0	16	33	
Not applicable	BK	13,626	354	7,542	353	4,535	1,606	2,992	2,904	2,832	1,419	38163	

3. Blacks?

[VAR: WLTHBLKS]

RESPONSE	PUNCH	YEAR										COL. 1533	
		1972-82	1982B	1983-87	1987B	1988-91	1993	1994	1996	1998	2000	ALL	
1	1	0	0	0	0	3	0	5	3	12	7	30	
2	2	0	0	0	0	19	0	18	24	37	32	130	
3	3	0	0	0	0	40	0	46	60	123	145	414	
4	4	0	0	0	0	275	0	298	220	436	593	1,822	
5	5	0	0	0	0	491	0	603	363	721	862	3,040	
6	6	0	0	0	0	365	0	360	216	402	480	1,823	
7	7	0	0	0	0	108	0	92	40	54	112	406	
Don't know	8	0	0	0	0	54	0	39	38	77	76	284	
No answer	9	0	0	0	0	17	0	13	5	9	24	68	
Not applicable	BK	13,626	354	7,542	353	4,535	1,606	1,518	1,935	961	486	32916	

4. Asian Americans?

[VAR: WLTHASNS]

RESPONSE	PUNCH	YEAR										COL. 1534	
		1972-82	1982B	1983-87	1987B	1988-91	1993	1994	1996	1998	2000	ALL	
1	1	0	0	0	0	17	0	40	0	0	41	98	
2	2	0	0	0	0	73	0	95	0	0	143	311	
3	3	0	0	0	0	214	0	244	0	0	270	728	
4	4	0	0	0	0	437	0	484	0	0	476	1,397	
5	5	0	0	0	0	286	0	277	0	0	198	761	
6	6	0	0	0	0	143	0	147	0	0	86	376	
7	7	0	0	0	0	57	0	42	0	0	24	123	
Don't know	8	0	0	0	0	128	0	132	0	0	146	406	
No answer	9	0	0	0	0	17	0	13	0	0	14	44	
Not applicable	BK	13,626	354	7,542	353	4,535	1,606	1,518	2,904	2,832	1,419	36,689	

5. Hispanic Americans?

[VAR: WLTHHSPS]

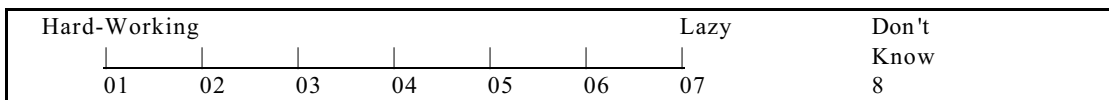
RESPONSE	PUNCH	YEAR										COL. 1535	
		1972-82	1982B	1983-87	1987B	1988-91	1993	1994	1996	1998	2000	ALL	
1	1	0	0	0	0	2	0	4	0	0	8	14	
2	2	0	0	0	0	25	0	18	0	0	27	70	
3	3	0	0	0	0	57	0	53	0	0	80	190	
4	4	0	0	0	0	211	0	281	0	0	303	795	
5	5	0	0	0	0	476	0	500	0	0	461	1,437	
6	6	0	0	0	0	359	0	399	0	0	326	1,084	
7	7	0	0	0	0	112	0	102	0	0	75	289	
Don't know	8	0	0	0	0	113	0	104	0	0	104	321	
No answer	9	0	0	0	0	17	0	13	0	0	14	44	
Not applicable	BK	13,626	354	7,542	353	4,535	1,606	1,518	2,904	2,832	1,419	36,689	

6. Southern Whites?

[VAR: WLTHSO]

RESPONSE	PUNCH	YEAR					COL. 1536					
		1972-82	1982B	1983-87	1987B	1988-91	1993	1994	1996	1998	2000	ALL
1	1	0	0	0	0	31	0	0	0	0	0	31
2	2	0	0	0	0	71	0	0	0	0	0	71
3	3	0	0	0	0	177	0	0	0	0	0	177
4	4	0	0	0	0	581	0	0	0	0	0	581
5	5	0	0	0	0	263	0	0	0	0	0	263
6	6	0	0	0	0	89	0	0	0	0	0	89
7	7	0	0	0	0	24	0	0	0	0	0	24
Don't know	8	0	0	0	0	115	0	0	0	0	0	115
No answer	9	0	0	0	0	21	0	0	0	0	0	21
Not applicable	BK	13,626	354	7,542	353	4,535	1,606	2,992	2,904	2,832	2,817	39,561

B. The second set of characteristics asks if people in the group tend to be hard-working or if they tend to be lazy.



1. Where would you rate whites in general on this scale?

[VAR: WORKWHTS]

RESPONSE	PUNCH	YEAR					COL. 1537					
		1972-82	1982B	1983-87	1987B	1988-91	1993	1994	1996	1998	2000	ALL
1	1	0	0	0	0	122	0	111	42	84	170	529
2	2	0	0	0	0	239	0	255	105	203	305	1,107
3	3	0	0	0	0	381	0	381	230	442	548	1,982
4	4	0	0	0	0	482	0	553	412	843	966	3,256
5	5	0	0	0	0	57	0	78	108	152	181	576
6	6	0	0	0	0	16	0	31	21	54	47	169
7	7	0	0	0	0	6	0	14	8	17	14	59
Don't know	8	0	0	0	0	44	0	33	36	66	74	253
No answer	9	0	0	0	0	25	0	18	7	10	26	86
Not applicable	BK	13,626	354	7,542	353	4,535	1,606	1,518	1,935	961	486	32,916

2. Jews?

[VAR: WORKJEWS]

RESPONSE	PUNCH	YEAR					COL. 1538					
		1972-82	1982B	1983-87	1987B	1988-91	1993	1994	1996	1998	2000	ALL
1	1	0	0	0	0	219	0	0	0	0	129	348
2	2	0	0	0	0	322	0	0	0	0	253	575
3	3	0	0	0	0	344	0	0	0	0	294	638
4	4	0	0	0	0	298	0	0	0	0	426	724
5	5	0	0	0	0	35	0	0	0	0	71	106
6	6	0	0	0	0	26	0	0	0	0	26	52
7	7	0	0	0	0	8	0	0	0	0	6	14
Don't know	8	0	0	0	0	94	0	0	0	0	177	271
No answer	9	0	0	0	0	26	0	0	0	0	16	42
Not applicable	BK	13,626	354	7,542	353	4,535	1,606	2,992	2,904	2,832	1,419	38,163

3. Blacks?

[VAR: WORKBLKS]

RESPONSE	PUNCH	YEAR									COL. 1539	
		1972-82	1982B	1983-87	1987B	1988-91	1993	1994	1996	1998	2000	ALL
1	1	0	0	0	0	45	0	49	21	34	69	218
2	2	0	0	0	0	55	0	96	49	89	119	408
3	3	0	0	0	0	166	0	174	96	243	300	979
4	4	0	0	0	0	460	0	492	424	838	967	3,181
5	5	0	0	0	0	308	0	317	209	360	459	1,653
6	6	0	0	0	0	182	0	192	95	163	222	854
7	7	0	0	0	0	79	0	88	25	54	79	325
Don't know	8	0	0	0	0	51	0	48	43	79	91	312
No answer	9	0	0	0	0	26	0	18	7	11	25	87
Not applicable	BK	13,626	354	7,542	353	4,535	1,606	1,518	1,935	961	486	32,916

4. Asian Americans?

[VAR: WORKASNS]

RESPONSE	PUNCH	YEAR									COL. 1540	
		1972-82	1982B	1983-87	1987B	1988-91	1993	1994	1996	1998	2000	ALL
1	1	0	0	0	0	143	0	176	0	0	152	471
2	2	0	0	0	0	192	0	293	0	0	238	723
3	3	0	0	0	0	302	0	332	0	0	312	946
4	4	0	0	0	0	375	0	353	0	0	392	1,120
5	5	0	0	0	0	132	0	108	0	0	95	335
6	6	0	0	0	0	52	0	52	0	0	31	135
7	7	0	0	0	0	24	0	15	0	0	9	48
Don't know	8	0	0	0	0	126	0	128	0	0	153	407
No answer	9	0	0	0	0	26	0	17	0	0	16	59
Not applicable	BK	13,626	354	7,542	353	4,535	1,606	1518	2,904	2,832	1,419	36,689

5. Hispanic Americans?

[VAR: WORKHSPS]

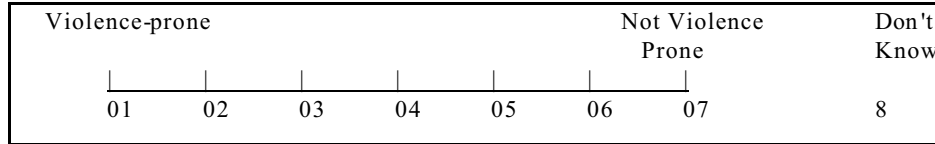
RESPONSE	PUNCH	YEAR									COL. 1541	
		1972-82	1982B	1983-87	1987B	1988-91	1993	1994	1996	1998	2000	ALL
1	1	0	0	0	0	53	0	53	0	0	93	199
2	2	0	0	0	0	73	0	99	0	0	148	320
3	3	0	0	0	0	210	0	212	0	0	236	658
4	4	0	0	0	0	449	0	506	0	0	508	1,463
5	5	0	0	0	0	269	0	296	0	0	181	746
6	6	0	0	0	0	148	0	121	0	0	71	340
7	7	0	0	0	0	37	0	54	0	0	25	116
Don't know	8	0	0	0	0	106	0	115	0	0	120	341
No answer	9	0	0	0	0	27	0	18	0	0	16	61
Not applicable	BK	13,626	354	7,542	353	4,535	1,606	1518	2,904	2,832	1,419	36,689

6. Southern Whites?

[VAR: WORKSO]

RESPONSE	PUNCH	YEAR									COL. 1542	
		1972-82	1982B	1983-87	1987B	1988-91	1993	1994	1996	1998	2000	ALL
1	1	0	0	0	0	78	0	0	0	0	0	78
2	2	0	0	0	0	125	0	0	0	0	0	125
3	3	0	0	0	0	258	0	0	0	0	0	258
4	4	0	0	0	0	531	0	0	0	0	0	531
5	5	0	0	0	0	179	0	0	0	0	0	179
6	6	0	0	0	0	42	0	0	0	0	0	42
7	7	0	0	0	0	23	0	0	0	0	0	23
Don't know	8	0	0	0	0	107	0	0	0	0	0	107
No answer	9	0	0	0	0	29	0	0	0	0	0	29
Not applicable	BK	13,626	354	7,542	353	4,535	1,606	2,992	2,904	2,832	2,817	39,561

C. The next set asks if people in each group tend to be violence prone or if they tend not to be prone to violence?



1. Where would you rate whites in general on this scale?

[VAR: VIOLWHTS]

RESPONSE	PUNCH	YEAR										COL.	1543
		1972-82	1982B	1983-87	1987B	1988-91	1993	1994	1996	1998	2000	ALL	
1	1	0	0	0	0	19	0	0	0	0	49	68	
2	2	0	0	0	0	53	0	0	0	0	61	114	
3	3	0	0	0	0	170	0	0	0	0	174	344	
4	4	0	0	0	0	559	0	0	0	0	636	1,195	
5	5	0	0	0	0	215	0	0	0	0	230	445	
6	6	0	0	0	0	203	0	0	0	0	136	339	
7	7	0	0	0	0	65	0	0	0	0	41	106	
Don't know	8	0	0	0	0	62	0	0	0	0	55	117	
No answer	9	0	0	0	0	26	0	0	0	0	16	42	
Not applicable	BK	13,626	354	7,542	353	4,535	1,606	2,992	2,904	2,832	1,419	38163	

2. Jews?

[VAR: VIOLJEWS]

RESPONSE	PUNCH	YEAR										COL.	1544
		1972-82	1982B	1983-87	1987B	1988-91	1993	1994	1996	1998	2000	ALL	
1	1	0	0	0	0	22	0	0	0	0	22	44	
2	2	0	0	0	0	48	0	0	0	0	27	75	
3	3	0	0	0	0	79	0	0	0	0	95	174	
4	4	0	0	0	0	450	0	0	0	0	501	951	
5	5	0	0	0	0	224	0	0	0	0	236	460	
6	6	0	0	0	0	263	0	0	0	0	230	493	
7	7	0	0	0	0	136	0	0	0	0	88	224	
Don't know	8	0	0	0	0	123	0	0	0	0	184	307	
No answer	9	0	0	0	0	27	0	0	0	0	15	42	
Not applicable	BK	13,626	354	7,542	353	4,535	1,606	2,992	2,904	2,832	1,419	38163	

3. Blacks?

[VAR: VIOLBLKS]

RESPONSE	PUNCH	YEAR										COL.	1545
		1972-82	1982B	1983-87	1987B	1988-91	1993	1994	1996	1998	2000	ALL	
1	1	0	0	0	0	114	0	0	0	0	84	198	
2	2	0	0	0	0	224	0	0	0	0	186	410	
3	3	0	0	0	0	339	0	0	0	0	354	693	
4	4	0	0	0	0	395	0	0	0	0	497	892	
5	5	0	0	0	0	117	0	0	0	0	119	236	
6	6	0	0	0	0	68	0	0	0	0	61	129	
7	7	0	0	0	0	25	0	0	0	0	24	49	
Don't know	8	0	0	0	0	64	0	0	0	0	58	122	
No answer	9	0	0	0	0	26	0	0	0	0	15	41	
Not applicable	BK	13,626	354	7,542	353	4,535	1,606	2,992	2,904	2,832	1,419	38,163	

4. Asian Americans?

[VAR: VIOLASNS]

RESPONSE	PUNCH	YEAR									COL. 1546	
		1972-82	1982B	1983-87	1987B	1988-91	1993	1994	1996	1998	2000	ALL
1	1	0	0	0	0	25	0	0	0	0	26	51
2	2	0	0	0	0	49	0	0	0	0	42	91
3	3	0	0	0	0	180	0	0	0	0	137	317
4	4	0	0	0	0	541	0	0	0	0	565	1,106
5	5	0	0	0	0	214	0	0	0	0	232	446
6	6	0	0	0	0	125	0	0	0	0	145	270
7	7	0	0	0	0	59	0	0	0	0	69	128
Don't know	8	0	0	0	0	153	0	0	0	0	168	321
No answer	9	0	0	0	0	26	0	0	0	0	14	40
Not applicable	BK	13,626	354	7,542	353	4,535	1,606	2,992	2,904	2,832	1,419	38163

5. Hispanic Americans?

[VAR: VIOLHSPS]

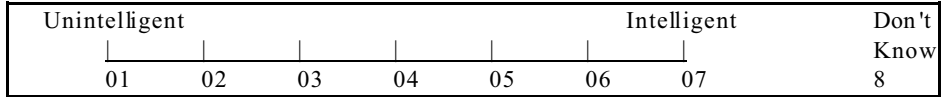
RESPONSE	PUNCH	YEAR									COL. 1547	
		1972-82	1982B	1983-87	1987B	1988-91	1993	1994	1996	1998	2000	ALL
1	1	0	0	0	0	63	0	0	0	0	49	112
2	2	0	0	0	0	170	0	0	0	0	118	288
3	3	0	0	0	0	294	0	0	0	0	303	597
4	4	0	0	0	0	457	0	0	0	0	553	1,010
5	5	0	0	0	0	152	0	0	0	0	138	290
6	6	0	0	0	0	69	0	0	0	0	67	136
7	7	0	0	0	0	24	0	0	0	0	27	51
Don't know	8	0	0	0	0	117	0	0	0	0	128	245
No answer	9	0	0	0	0	26	0	0	0	0	15	41
Not applicable	BK	13,626	354	7,542	353	4,535	1,606	2,992	2,904	2,832	1,419	38163

6. Southern Whites?

[VAR: VIOLSO]

RESPONSE	PUNCH	YEAR									COL. 1548	
		1972-82	1982B	1983-87	1987B	1988-91	1993	1994	1996	1998	2000	ALL
1	1	0	0	0	0	38	0	0	0	0	0	38
2	2	0	0	0	0	68	0	0	0	0	0	68
3	3	0	0	0	0	168	0	0	0	0	0	168
4	4	0	0	0	0	583	0	0	0	0	0	583
5	5	0	0	0	0	192	0	0	0	0	0	192
6	6	0	0	0	0	122	0	0	0	0	0	122
7	7	0	0	0	0	45	0	0	0	0	0	45
Don't know	8	0	0	0	0	128	0	0	0	0	0	128
No answer	9	0	0	0	0	28	0	0	0	0	0	28
Not applicable	BK	13,626	354	7,542	353	4,535	1,606	2,992	2,904	2,832	2,817	39,561

D. Do people in these groups tend to be unintelligent or tend to be intelligent?



1. Where would you rate whites in general on this scale?

[VAR: INTLWHTS]

RESPONSE	PUNCH	YEAR								COL. 1549		
		1972-82	1982B	1983-87	1987B	1988-91	1993	1994	1996	1998	2000	ALL
1	1	0	0	0	0	12	0	0	7	9	9	37
2	2	0	0	0	0	26	0	0	28	43	43	140
3	3	0	0	0	0	57	0	0	78	137	98	370
4	4	0	0	0	0	441	0	0	395	790	905	2,531
5	5	0	0	0	0	347	0	0	229	407	595	1,578
6	6	0	0	0	0	273	0	0	145	281	379	1,078
7	7	0	0	0	0	135	0	0	33	108	184	460
Don't know	8	0	0	0	0	50	0	0	47	85	94	276
No answer	9	0	0	0	0	31	0	0	7	11	24	73
Not applicable	BK	13,626	354	7,542	353	4,535	1,606	2,992	1935	961	486	34,390

2. Jews?

[VAR: INTLJEWS]

RESPONSE	PUNCH	YEAR								COL. 1550		
		1972-82	1982B	1983-87	1987B	1988-91	1993	1994	1996	1998	2000	ALL
1	1	0	0	0	0	14	0	0	0	0	7	21
2	2	0	0	0	0	33	0	0	0	0	15	48
3	3	0	0	0	0	60	0	0	0	0	51	111
4	4	0	0	0	0	345	0	0	0	0	496	841
5	5	0	0	0	0	287	0	0	0	0	297	584
6	6	0	0	0	0	337	0	0	0	0	242	579
7	7	0	0	0	0	169	0	0	0	0	117	286
Don't know	8	0	0	0	0	95	0	0	0	0	159	254
No answer	9	0	0	0	0	32	0	0	0	0	14	46
Not applicable	BK	13,626	354	7,542	353	4,535	1,606	2,992	2,904	2,832	1,419	38163

3. Blacks?

[VAR: INTLBLKS]

RESPONSE	PUNCH	YEAR								COL. 1551		
		1972-82	1982B	1983-87	1987B	1988-91	1993	1994	1996	1998	2000	ALL
1	1	0	0	0	0	27	0	0	3	13	30	73
2	2	0	0	0	0	93	0	0	36	71	116	316
3	3	0	0	0	0	248	0	0	119	207	334	908
4	4	0	0	0	0	600	0	0	485	929	1,065	3,079
5	5	0	0	0	0	195	0	0	185	344	391	1,115
6	6	0	0	0	0	77	0	0	59	148	159	443
7	7	0	0	0	0	40	0	0	22	57	102	221
Don't know	8	0	0	0	0	61	0	0	52	90	109	312
No answer	9	0	0	0	0	31	0	0	8	12	25	76
Not applicable	BK	13,626	354	7,542	353	4,535	1,606	2,992	1,935	961	486	34,390

4. Asian Americans?

[VAR: INTLASNS]

RESPONSE	PUNCH	YEAR									COL. 1552	
		1972-82	1982B	1983-87	1987B	1988-91	1993	1994	1996	1998	2000	ALL
1	1	0	0	0	0	13	0	0	0	0	7	20
2	2	0	0	0	0	51	0	0	0	0	36	87
3	3	0	0	0	0	122	0	0	0	0	86	208
4	4	0	0	0	0	494	0	0	0	0	487	981
5	5	0	0	0	0	263	0	0	0	0	269	532
6	6	0	0	0	0	167	0	0	0	0	228	395
7	7	0	0	0	0	94	0	0	0	0	114	208
Don't know	8	0	0	0	0	136	0	0	0	0	157	293
No answer	9	0	0	0	0	32	0	0	0	0	14	46
Not applicable	BK	13,626	354	7,542	353	4,535	1,606	2,992	2,904	2,832	1,419	38163

5. Hispanic Americans?

[VAR: INTLHSPS]

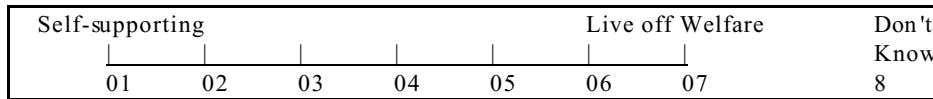
RESPONSE	PUNCH	YEAR									COL. 1553	
		1972-82	1982B	1983-87	1987B	1988-91	1993	1994	1996	1998	2000	ALL
1	1	0	0	0	0	21	0	0	0	0	13	34
2	2	0	0	0	0	101	0	0	0	0	79	180
3	3	0	0	0	0	255	0	0	0	0	208	463
4	4	0	0	0	0	561	0	0	0	0	636	1,197
5	5	0	0	0	0	189	0	0	0	0	196	385
6	6	0	0	0	0	65	0	0	0	0	71	136
7	7	0	0	0	0	36	0	0	0	0	50	86
Don't know	8	0	0	0	0	112	0	0	0	0	131	243
No answer	9	0	0	0	0	32	0	0	0	0	14	46
Not applicable	BK	13,626	354	7,542	353	4,535	1,606	2,992	2,904	2,832	1,419	38163

6. Southern Whites?

[VAR: INTLSO]

RESPONSE	PUNCH	YEAR									COL. 1554	
		1972-82	1982B	1983-87	1987B	1988-91	1993	1994	1996	1998	2000	ALL
1	1	0	0	0	0	16	0	0	0	0	0	16
2	2	0	0	0	0	40	0	0	0	0	0	40
3	3	0	0	0	0	146	0	0	0	0	0	146
4	4	0	0	0	0	586	0	0	0	0	0	586
5	5	0	0	0	0	248	0	0	0	0	0	248
6	6	0	0	0	0	134	0	0	0	0	0	134
7	7	0	0	0	0	60	0	0	0	0	0	60
Don't know	8	0	0	0	0	110	0	0	0	0	0	110
No answer	9	0	0	0	0	32	0	0	0	0	0	32
Not applicable	BK	13,626	354	7,542	353	4,535	1,606	2,992	2,904	2,832	2,817	39,561

E. Do people in these groups tend to prefer to be self-supporting or do they tend to prefer to live off welfare?



1. Where would you rate whites in general on this scale?

[VAR: FAREWHTS]

RESPONSE	PUNCH	YEAR					COL. 1555					
		1972-82	1982B	1983-87	1987B	1988-91	1993	1994	1996	1998	2000	ALL
1	1	0	0	0	0	210	0	0	0	0	0	210
2	2	0	0	0	0	394	0	0	0	0	0	394
3	3	0	0	0	0	345	0	0	0	0	0	345
4	4	0	0	0	0	294	0	0	0	0	0	294
5	5	0	0	0	0	36	0	0	0	0	0	36
6	6	0	0	0	0	17	0	0	0	0	0	17
7	7	0	0	0	0	6	0	0	0	0	0	6
Don't know	8	0	0	0	0	40	0	0	0	0	0	40
No answer	9	0	0	0	0	30	0	0	0	0	0	30
Not applicable	BK	13,626	354	7,542	353	4,535	1,606	2,992	2,904	2,832	2,817	39,561

2. Jews?

[VAR: FAREJEWS]

RESPONSE	PUNCH	YEAR					COL. 1556					
		1972-82	1982B	1983-87	1987B	1988-91	1993	1994	1996	1998	2000	ALL
1	1	0	0	0	0	385	0	0	0	0	0	385
2	2	0	0	0	0	425	0	0	0	0	0	425
3	3	0	0	0	0	214	0	0	0	0	0	214
4	4	0	0	0	0	196	0	0	0	0	0	196
5	5	0	0	0	0	20	0	0	0	0	0	20
6	6	0	0	0	0	12	0	0	0	0	0	12
7	7	0	0	0	0	7	0	0	0	0	0	7
Don't know	8	0	0	0	0	82	0	0	0	0	0	82
No answer	9	0	0	0	0	31	0	0	0	0	0	31
Not applicable	BK	13,626	354	7,542	353	4,535	1,606	2,992	2,904	2,832	2,817	39,561

3. Blacks?

[VAR: FAREBLKS]

RESPONSE	PUNCH	YEAR					COL. 1557					
		1972-82	1982B	1983-87	1987B	1988-91	1993	1994	1996	1998	2000	ALL
1	1	0	0	0	0	27	0	0	0	0	0	27
2	2	0	0	0	0	41	0	0	0	0	0	41
3	3	0	0	0	0	113	0	0	0	0	0	113
4	4	0	0	0	0	376	0	0	0	0	0	376
5	5	0	0	0	0	309	0	0	0	0	0	309
6	6	0	0	0	0	298	0	0	0	0	0	298
7	7	0	0	0	0	133	0	0	0	0	0	133
Don't know	8	0	0	0	0	44	0	0	0	0	0	44
No answer	9	0	0	0	0	31	0	0	0	0	0	31
Not applicable	BK	13,626	354	7,542	353	4,535	1,606	2,992	2,904	2,832	2,817	39,561

4. Asian Americans?

[VAR: FAREASNS]

RESPONSE	PUNCH	YEAR					COL. 1558					
		1972-82	1982B	1983-87	1987B	1988-91	1993	1994	1996	1998	2000	ALL
1	1	0	0	0	0	122	0	0	0	0	0	122
2	2	0	0	0	0	209	0	0	0	0	0	209
3	3	0	0	0	0	217	0	0	0	0	0	217
4	4	0	0	0	0	426	0	0	0	0	0	426
5	5	0	0	0	0	150	0	0	0	0	0	150
6	6	0	0	0	0	58	0	0	0	0	0	58
7	7	0	0	0	0	23	0	0	0	0	0	23
Don't know	8	0	0	0	0	137	0	0	0	0	0	137
No answer	9	0	0	0	0	30	0	0	0	0	0	30
Not applicable	BK	13,626	354	7,542	353	4,535	1,606	2,992	2,904	2,832	2,817	39,561

5. Hispanic Americans?

[VAR: FAREHSPS]

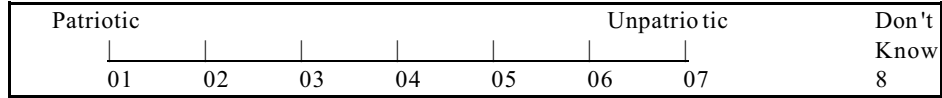
RESPONSE	PUNCH	YEAR					COL. 1559					
		1972-82	1982B	1983-87	1987B	1988-91	1993	1994	1996	1998	2000	ALL
1	1	0	0	0	0	36	0	0	0	0	0	36
2	2	0	0	0	0	58	0	0	0	0	0	58
3	3	0	0	0	0	164	0	0	0	0	0	164
4	4	0	0	0	0	412	0	0	0	0	0	412
5	5	0	0	0	0	305	0	0	0	0	0	305
6	6	0	0	0	0	163	0	0	0	0	0	163
7	7	0	0	0	0	92	0	0	0	0	0	92
Don't know	8	0	0	0	0	112	0	0	0	0	0	112
No answer	9	0	0	0	0	30	0	0	0	0	0	30
Not applicable	BK	13,626	354	7,542	353	4,535	1,606	2,992	2,904	2,832	2,817	39,561

6. Southern Whites?

[VAR: FARESO]

RESPONSE	PUNCH	YEAR					COL. 1560					
		1972-82	1982B	1983-87	1987B	1988-91	1993	1994	1996	1998	2000	ALL
1	1	0	0	0	0	98	0	0	0	0	0	98
2	2	0	0	0	0	208	0	0	0	0	0	208
3	3	0	0	0	0	262	0	0	0	0	0	262
4	4	0	0	0	0	466	0	0	0	0	0	466
5	5	0	0	0	0	118	0	0	0	0	0	118
6	6	0	0	0	0	47	0	0	0	0	0	47
7	7	0	0	0	0	20	0	0	0	0	0	20
Don't know	8	0	0	0	0	122	0	0	0	0	0	122
No answer	9	0	0	0	0	31	0	0	0	0	0	31
Not applicable	BK	13,626	354	7,542	353	4,535	1,606	2,992	2,904	2,832	2,817	39,561

F. Do people in these groups tend to be patriotic or do they tend to be unpatriotic?



1. Where would you rate whites in general on this scale?

[VAR: PATRWHTS]

RESPONSE	PUNCH	YEAR										COL.	1561
		1972-82	1982B	1983-87	1987B	1988-91	1993	1994	1996	1998	2000	ALL	
1	1	0	0	0	0	341	0	0	0	0	0	0	341
2	2	0	0	0	0	385	0	0	0	0	0	0	385
3	3	0	0	0	0	250	0	0	0	0	0	0	250
4	4	0	0	0	0	259	0	0	0	0	0	0	259
5	5	0	0	0	0	24	0	0	0	0	0	0	24
6	6	0	0	0	0	14	0	0	0	0	0	0	14
7	7	0	0	0	0	3	0	0	0	0	0	0	3
Don't know	8	0	0	0	0	65	0	0	0	0	0	0	65
No answer	9	0	0	0	0	31	0	0	0	0	0	0	31
Not applicable	BK	13,626	354	7,542	353	4,535	1,606	2,992	2,904	2,832	2,817	39,561	

2. Jews?

[VAR: PATRJEWS]

RESPONSE	PUNCH	YEAR										COL.	1562
		1972-82	1982B	1983-87	1987B	1988-91	1993	1994	1996	1998	2000	ALL	
1	1	0	0	0	0	187	0	0	0	0	0	0	187
2	2	0	0	0	0	279	0	0	0	0	0	0	279
3	3	0	0	0	0	261	0	0	0	0	0	0	261
4	4	0	0	0	0	368	0	0	0	0	0	0	368
5	5	0	0	0	0	80	0	0	0	0	0	0	80
6	6	0	0	0	0	34	0	0	0	0	0	0	34
7	7	0	0	0	0	10	0	0	0	0	0	0	10
Don't know	8	0	0	0	0	121	0	0	0	0	0	0	121
No answer	9	0	0	0	0	32	0	0	0	0	0	0	32
Not applicable	BK	13,626	354	7,542	353	4,535	1,606	2,992	2,904	2,832	2,817	39,561	

3. Blacks?

[VAR: PATRBLKS]

RESPONSE	PUNCH	YEAR										COL.	1563
		1972-82	1982B	1983-87	1987B	1988-91	1993	1994	1996	1998	2000	ALL	
1	1	0	0	0	0	120	0	0	0	0	0	0	120
2	2	0	0	0	0	192	0	0	0	0	0	0	192
3	3	0	0	0	0	238	0	0	0	0	0	0	238
4	4	0	0	0	0	465	0	0	0	0	0	0	465
5	5	0	0	0	0	140	0	0	0	0	0	0	140
6	6	0	0	0	0	54	0	0	0	0	0	0	54
7	7	0	0	0	0	33	0	0	0	0	0	0	33
Don't know	8	0	0	0	0	98	0	0	0	0	0	0	98
No answer	9	0	0	0	0	32	0	0	0	0	0	0	32
Not applicable	BK	13,626	354	7,542	353	4,535	1,606	2,992	2,904	2,832	2,817	39,561	

4. Asian Americans?

[VAR: PATRASNS]

RESPONSE	PUNCH	YEAR										COL. 1564
		1972-82	1982B	1983-87	1987B	1988-91	1993	1994	1996	1998	2000	ALL
1	1	0	0	0	0	98	0	0	0	0	0	98
2	2	0	0	0	0	158	0	0	0	0	0	158
3	3	0	0	0	0	207	0	0	0	0	0	207
4	4	0	0	0	0	454	0	0	0	0	0	454
5	5	0	0	0	0	166	0	0	0	0	0	166
6	6	0	0	0	0	61	0	0	0	0	0	61
7	7	0	0	0	0	29	0	0	0	0	0	29
Don't know	8	0	0	0	0	166	0	0	0	0	0	166
No answer	9	0	0	0	0	33	0	0	0	0	0	33
Not applicable	BK	13,626	354	7,542	353	4,535	1,606	2,992	2,904	2,832	2,817	39,561

5. Hispanic Americans?

[VAR: PATRHSPS]

RESPONSE	PUNCH	YEAR										COL. 1565
		1972-82	1982B	1983-87	1987B	1988-91	1993	1994	1996	1998	2000	ALL
1	1	0	0	0	0	86	0	0	0	0	0	86
2	2	0	0	0	0	126	0	0	0	0	0	126
3	3	0	0	0	0	209	0	0	0	0	0	209
4	4	0	0	0	0	461	0	0	0	0	0	4061
5	5	0	0	0	0	185	0	0	0	0	0	185
6	6	0	0	0	0	91	0	0	0	0	0	91
7	7	0	0	0	0	37	0	0	0	0	0	37
Don't know	8	0	0	0	0	144	0	0	0	0	0	144
No answer	9	0	0	0	0	33	0	0	0	0	0	33
Not applicable	BK	13,626	354	7,542	353	4,535	1,606	2,992	2,904	2,832	2,817	39,561

6. Southern Whites?

[VAR: PATRSO]

RESPONSE	PUNCH	YEAR										COL. 1566
		1972-82	1982B	1983-87	1987B	1988-91	1993	1994	1996	1998	2000	ALL
1	1	0	0	0	0	258	0	0	0	0	0	258
2	2	0	0	0	0	301	0	0	0	0	0	301
3	3	0	0	0	0	235	0	0	0	0	0	235
4	4	0	0	0	0	348	0	0	0	0	0	348
5	5	0	0	0	0	50	0	0	0	0	0	50
6	6	0	0	0	0	16	0	0	0	0	0	16
7	7	0	0	0	0	9	0	0	0	0	0	9
Don't know	8	0	0	0	0	121	0	0	0	0	0	121
No answer	9	0	0	0	0	34	0	0	0	0	0	34
Not applicable	BK	13,626	354	7,542	353	4,535	1,606	2,992	2,904	2,832	2,817	39,561

REMARKS: Hand card BR contained the 7-point scale for each dimension (Parts A-F) of Q. 403. Choice of "don't know" was not given on the card.

404. Now I'm going to ask you about different types of contact with various groups of people. In each situation would you please tell me whether you would be very much in favor of it happening, somewhat in favor, neither in favor nor opposed to it happening, somewhat opposed, or very much opposed to it happening?

A. Living in a neighborhood where half of your neighbors were Jews?

[VAR: LIVEJEWS]

RESPONSE	PUNCH	YEAR										COL. 1567
		1972-82	1982B	1983-87	1987B	1988-91	1993	1994	1996	1998	2000	ALL
Strongly favor	1	0	0	0	0	84	0	0	0	0	174	258
Favor	2	0	0	0	0	237	0	0	0	0	297	534
Neither favor nor oppose	3	0	0	0	0	836	0	0	0	0	713	1,549
Oppose	4	0	0	0	0	148	0	0	0	0	96	244
Strongly oppose	5	0	0	0	0	38	0	0	0	0	27	65
Don't know	8	0	0	0	0	19	0	0	0	0	77	96
No answer	9	0	0	0	0	10	0	0	0	0	14	24
Not applicable	BK	13,626	354	7,542	353	4,535	1,606	2,992	2,904	2,832	1,419	38,163

B. Living in a neighborhood where half of your neighbors were blacks?

[VAR: LIVEBLKS]

RESPONSE	PUNCH	YEAR										COL. 1568
		1972-82	1982B	1983-87	1987B	1988-91	1993	1994	1996	1998	2000	ALL
Strongly favor	1	0	0	0	0	67	0	0	90	212	258	627
Favor	2	0	0	0	0	148	0	0	150	245	366	909
Neither favor nor oppose	3	0	0	0	0	568	0	0	444	839	1,037	2,888
Oppose	4	0	0	0	0	391	0	0	173	355	384	1,303
Strongly oppose	5	0	0	0	0	179	0	0	86	182	227	674
Don't know	8	0	0	0	0	9	0	0	17	23	32	81
No answer	9	0	0	0	0	10	0	0	9	15	27	61
Not applicable	BK	13,626	354	7,542	353	4,535	1,606	2,992	1935	961	486	34,390

C. Living in a neighborhood where half of your neighbors were Asian Americans?

[VAR: LIVEASNS]

RESPONSE	PUNCH	YEAR										COL. 1569
		1972-82	1982B	1983-87	1987B	1988-91	1993	1994	1996	1998	2000	ALL
Strongly favor	1	0	0	0	0	46	0	0	0	0	150	196
Favor	2	0	0	0	0	140	0	0	0	0	232	372
Neither favor nor oppose	3	0	0	0	0	663	0	0	0	0	680	1343
Oppose	4	0	0	0	0	358	0	0	0	0	170	528
Strongly oppose	5	0	0	0	0	128	0	0	0	0	74	202
Don't know	8	0	0	0	0	27	0	0	0	0	78	105
No answer	9	0	0	0	0	10	0	0	0	0	14	24
Not applicable	BK	13,626	354	7,542	353	4,535	1,606	2,992	2,904	2,832	1,419	38,163

D. Living in a neighborhood where half of your neighbors were Hispanic Americans?

[VAR: LIVEHSPS]

RESPONSE	PUNCH	YEAR										COL. 1570
		1972-82	1982B	1983-87	1987B	1988-91	1993	1994	1996	1998	2000	ALL
Strongly favor	1	0	0	0	0	52	0	0	0	0	138	190
Favor	2	0	0	0	0	131	0	0	0	0	235	366
Neither favor nor oppose	3	0	0	0	0	584	0	0	0	0	612	1,196
Oppose	4	0	0	0	0	402	0	0	0	0	266	668
Strongly oppose	5	0	0	0	0	168	0	0	0	0	78	246
Don't know	8	0	0	0	0	24	0	0	0	0	53	77
No answer	9	0	0	0	0	11	0	0	0	0	16	27
Not applicable	BK	13,626	354	7,542	353	4,535	1,606	2,992	2,904	2,832	1,419	38,163

E. Living in a neighborhood where half of your neighbors were whites raised in the North?
(INTERVIEWER READ OPPOSITE REGION - SOUTH = CENSUS REGIONS - SOUTH ATLANTIC, SOUTH EAST CENTRAL, SOUTH WEST CENTRAL; NORTH = EVERYWHERE ELSE)

[VAR: LIVENO]

RESPONSE	PUNCH	YEAR										COL. 1571
		1972-82	1982B	1983-87	1987B	1988-91	1993	1994	1996	1998	2000	ALL
Strongly favor	1	0	0	0	0	38	0	0	0	0	0	38
Favor	2	0	0	0	0	93	0	0	0	0	0	93
Neither favor nor oppose	3	0	0	0	0	261	0	0	0	0	0	261
Oppose	4	0	0	0	0	42	0	0	0	0	0	42
Strongly oppose	5	0	0	0	0	8	0	0	0	0	0	8
Don't know	8	0	0	0	0	10	0	0	0	0	0	10
No answer	9	0	0	0	0	6	0	0	0	0	0	6
Not applicable	BK	13,626	354	7,542	353	5,449	1,606	2,992	2,904	2,832	2,817	40,475

F. Living in a neighborhood where half your neighbors were raised in the South?

[VAR: LIVESO]

RESPONSE	PUNCH	YEAR										COL. 1572
		1972-82	1982B	1983-87	1987B	1988-91	1993	1994	1996	1998	2000	ALL
Strongly favor	1	0	0	0	0	45	0	0	0	0	0	45
Favor	2	0	0	0	0	146	0	0	0	0	0	146
Neither favor nor oppose	3	0	0	0	0	536	0	0	0	0	0	536
Oppose	4	0	0	0	0	132	0	0	0	0	0	132
Strongly oppose	5	0	0	0	0	33	0	0	0	0	0	33
Don't know	8	0	0	0	0	17	0	0	0	0	0	17
No answer	9	0	0	0	0	5	0	0	0	0	0	5
Not applicable	BK	13,626	354	7,542	353	4,993	1,606	2,992	2,904	2,832	2,817	40,019

G. Living in a neighborhood where half of your neighbors were whites?

[VAR: LIVEWHTS]

RESPONSE	PUNCH	YEAR										COL. 1573
		1972-82	1982B	1983-87	1987B	1988-91	1993	1994	1996	1998	2000	ALL
Strongly favor	1	0	0	0	0	0	0	0	0	0	412	412
Favor	2	0	0	0	0	0	0	0	0	0	294	294
Neither favor nor oppose	3	0	0	0	0	0	0	0	0	0	537	537
Oppose	4	0	0	0	0	0	0	0	0	0	71	71
Strongly oppose	5	0	0	0	0	0	0	0	0	0	23	23
Don't know	8	0	0	0	0	0	0	0	0	0	13	13
No answer	9	0	0	0	0	0	0	0	0	0	48	48
Not applicable	BK	13,626	354	7,542	353	4,993	1,606	2,992	2,904	2,832	1,419	39,535

405. What about having a close relative marry a Jewish person? Would you be very in favor of it happening, somewhat in favor, neither in favor nor opposed to it happening, somewhat opposed, or very opposed to it happening?

A. A Jewish person?

[VAR: MARJEW]

RESPONSE	PUNCH	YEAR										COL. 1574
		1972-82	1982B	1983-87	1987B	1988-91	1993	1994	1996	1998	2000	ALL
Strongly favor	1	0	0	0	0	98	0	0	0	0	245	343
Favor	2	0	0	0	0	167	0	0	0	0	245	412
Neither favor nor oppose	3	0	0	0	0	859	0	0	0	0	649	1,508
Oppose	4	0	0	0	0	154	0	0	0	0	110	264
Strongly oppose	5	0	0	0	0	68	0	0	0	0	66	134
Don't know	8	0	0	0	0	16	0	0	0	0	70	86
No answer	9	0	0	0	0	10	0	0	0	0	13	23
Not applicable	BK	13,626	354	7,542	353	4,535	1,606	2,992	2,904	2,832	1,419	38,163

B. How about having a close relative or family member marry a black person?

[VAR: MARBLK]

RESPONSE	PUNCH	YEAR										COL. 1575	
		1972-82	1982B	1983-87	1987B	1988-91	1993	1994	1996	1998	2000	ALL	
Strongly favor	1	0	0	0	0	96	0	0	125	251	413	885	
Favor	2	0	0	0	0	61	0	0	108	198	278	645	
Neither favor nor oppose	3	0	0	0	0	407	0	0	373	738	875	2,393	
Oppose	4	0	0	0	0	342	0	0	152	313	307	1,114	
Strongly oppose	5	0	0	0	0	441	0	0	192	345	402	1,380	
Don't know	8	0	0	0	0	15	0	0	10	15	30	70	
No answer	9	0	0	0	0	10	0	0	9	11	26	56	
Not applicable	BK	13,626	354	7,542	353	4,535	1,606	2,992	1,935	961	486	34,390	

C. An Asian American person?

[VAR: MARASIAN]

RESPONSE	PUNCH	YEAR										COL. 1576	
		1972-82	1982B	1983-87	1987B	1988-91	1993	1994	1996	1998	2000	ALL	
Strongly favor	1	0	0	0	0	39	0	0	0	0	202	241	
Favor	2	0	0	0	0	90	0	0	0	0	236	326	
Neither favor nor oppose	3	0	0	0	0	632	0	0	0	0	609	1,241	
Oppose	4	0	0	0	0	373	0	0	0	0	159	532	
Strongly oppose	5	0	0	0	0	205	0	0	0	0	115	320	
Don't know	8	0	0	0	0	24	0	0	0	0	62	86	
No answer	9	0	0	0	0	9	0	0	0	0	15	24	
Not applicable	BK	13,626	354	7,542	353	4,535	1,606	2,992	2,904	2,832	1,419	38,163	

D. An Hispanic American person?

[VAR: MARHISP]

RESPONSE	PUNCH	YEAR										COL. 1577	
		1972-82	1982B	1983-87	1987B	1988-91	1993	1994	1996	1998	2000	ALL	
Strongly favor	1	0	0	0	0	62	0	0	0	0	243	305	
Favor	2	0	0	0	0	94	0	0	0	0	228	322	
Neither favor nor oppose	3	0	0	0	0	636	0	0	0	0	597	1,233	
Oppose	4	0	0	0	0	343	0	0	0	0	158	501	
Strongly oppose	5	0	0	0	0	208	0	0	0	0	111	319	
Don't know	8	0	0	0	0	19	0	0	0	0	47	66	
No answer	9	0	0	0	0	10	0	0	0	0	14	24	
Not applicable	BK	13,626	354	7,542	353	4,535	1,606	2,992	2,904	2,832	1,419	38,163	

E. A white raised in the North?

(INTERVIEWER: READ OPPOSITE REGION - SOUTH = CENSUS REGIONS - SOUTH ATLANTIC, SOUTH EAST, CENTRAL, SOUTH WEST CENTRAL; NORTH = EVERYWHERE ELSE)

[VAR: MARNO]

RESPONSE	PUNCH	YEAR										COL. 1578	
		1972-82	1982B	1983-87	1987B	1988-91	1993	1994	1996	1998	2000	ALL	
Strongly favor	1	0	0	0	0	51	0	0	0	0	0	51	
Favor	2	0	0	0	0	77	0	0	0	0	0	77	
Neither favor nor oppose	3	0	0	0	0	268	0	0	0	0	0	268	
Oppose	4	0	0	0	0	35	0	0	0	0	0	35	
Strongly oppose	5	0	0	0	0	16	0	0	0	0	0	16	
Don't know	8	0	0	0	0	6	0	0	0	0	0	6	
No answer	9	0	0	0	0	5	0	0	0	0	0	5	
Not applicable	BK	13,626	354	7,542	353	5,449	1,606	2,992	2,904	2,832	2,817	40,475	

F. A white raised in the South?
(INTERVIEWER: READ OPPOSITE REGION - SOUTH = CENSUS REGIONS - SOUTH ATLANTIC, SOUTH EAST, CENTRAL, SOUTH WEST CENTRAL; NORTH = EVERYWHERE ELSE)

[VAR: MARSO]

RESPONSE	PUNCH	YEAR									COL. 1579	
		1972-82	1982B	1983-87	1987B	1988-91	1993	1994	1996	1998	2000	ALL
Strongly favor	1	0	0	0	0	62	0	0	0	0	0	62
Favor	2	0	0	0	0	125	0	0	0	0	0	125
Neither favor nor oppose	3	0	0	0	0	598	0	0	0	0	0	598
Oppose	4	0	0	0	0	78	0	0	0	0	0	78
Strongly oppose	5	0	0	0	0	34	0	0	0	0	0	34
Don't know	8	0	0	0	0	13	0	0	0	0	0	13
No answer	9	0	0	0	0	4	0	0	0	0	0	4
Not applicable	BK	13,626	354	7,542	353	4,993	1,606	2,992	2,904	2,832	2,817	40,019

G. What about having a close relative marry a white person? Would you be very in favor of it happening, somewhat in favor, neither in favor nor opposed to it happening, somewhat opposed, or very opposed to it happening?

[VAR: MARWHT]

RESPONSE	PUNCH	YEAR									COL. 1580	
		1972-82	1982B	1983-87	1987B	1988-91	1993	1994	1996	1998	2000	ALL
Strongly favor	1	0	0	0	0	84	0	0	0	0	698	782
Favor	2	0	0	0	0	237	0	0	0	0	154	391
Neither favor nor oppose	3	0	0	0	0	836	0	0	0	0	405	1,241
Oppose	4	0	0	0	0	148	0	0	0	0	29	177
Strongly oppose	5	0	0	0	0	38	0	0	0	0	14	52
Don't know	8	0	0	0	0	19	0	0	0	0	12	31
No answer	9	0	0	0	0	10	0	0	0	0	86	96
Not applicable	BK	13,626	354	7,542	353	4,535	1,606	2,992	2,904	2,832	1,419	38,163

406. Here are some proposals about welfare. I would like to know if you favor or oppose them. **(READ "A")** - Would you say that you strongly favor it, favor it, neither favor nor oppose it, oppose it, or strongly oppose it?

A. First, requiring that people must work in order to receive welfare.

[VAR: WORKFARE]

RESPONSE	PUNCH	YEAR									COL. 1581	
		1972-82	1982B	1983-87	1987B	1988-91	1993	1994	1996	1998	2000	ALL
Strongly favor	1	0	0	0	0	623	0	0	0	0	0	623
Favor	2	0	0	0	0	488	0	0	0	0	0	488
Neither favor nor oppose	3	0	0	0	0	115	0	0	0	0	0	115
Oppose	4	0	0	0	0	97	0	0	0	0	0	97
Strongly oppose	5	0	0	0	0	28	0	0	0	0	0	28
Don't know	8	0	0	0	0	12	0	0	0	0	0	12
No answer	9	0	0	0	0	9	0	0	0	0	0	9
Not applicable	BK	13,626	354	7,542	353	4,535	1,606	2,992	2,904	2,832	2,817	39,561

B. Second, reducing welfare benefits to make working for a living more attractive.

[VAR: LESSFARE]

RESPONSE	PUNCH	YEAR										COL. 1582
		1972-82	1982B	1983-87	1987B	1988-91	1993	1994	1996	1998	2000	ALL
Strongly favor	1	0	0	0	0	445	0	0	0	0	0	445
Favor	2	0	0	0	0	494	0	0	0	0	0	494
Neither favor nor oppose	3	0	0	0	0	149	0	0	0	0	0	149
Oppose	4	0	0	0	0	184	0	0	0	0	0	184
Strongly oppose	5	0	0	0	0	53	0	0	0	0	0	53
Don't know	8	0	0	0	0	38	0	0	0	0	0	38
No answer	9	0	0	0	0	9	0	0	0	0	0	9
Not applicable	BK	13,626	354	7,542	353	4,535	1,606	2,992	2,904	2,832	2,817	39,561

407. Here are several things that the government in Washington might do to deal with the problems of poverty and unemployment. I would like you to tell me if you favor or oppose them. (READ "A") -Would you say that you strongly favor it, favor it, neither favor nor oppose it, oppose, or strongly oppose it?

A. Giving businesses and industry special tax breaks for locating in poor and high unemployment areas.

[VAR: POVZONE]

RESPONSE	PUNCH	YEAR										COL. 1583
		1972-82	1982B	1983-87	1987B	1988-91	1993	1994	1996	1998	2000	ALL
Strongly favor	1	0	0	0	0	123	0	0	0	0	0	123
Favor	2	0	0	0	0	331	0	0	0	0	0	331
Neither favor nor oppose	3	0	0	0	0	104	0	0	0	0	0	104
Oppose	4	0	0	0	0	63	0	0	0	0	0	63
Strongly oppose	5	0	0	0	0	21	0	0	0	0	0	21
Don't know	8	0	0	0	0	26	0	0	0	0	0	26
No answer	9	0	0	0	0	6	0	0	0	0	0	6
Not applicable	BK	13,626	354	7,542	353	5,233	1,606	2,992	2,904	2,832	2,817	40,259

B. Spending more money on the schools in poor neighborhoods especially for pre-school and early education programs.

[VAR: POVCHS]

RESPONSE	PUNCH	YEAR										COL. 1584
		1972-82	1982B	1983-87	1987B	1988-91	1993	1994	1996	1998	2000	ALL
Strongly favor	1	0	0	0	0	211	0	0	0	0	0	211
Favor	2	0	0	0	0	360	0	0	0	0	0	360
Neither favor nor oppose	3	0	0	0	0	49	0	0	0	0	0	49
Oppose	4	0	0	0	0	28	0	0	0	0	0	28
Strongly oppose	5	0	0	0	0	9	0	0	0	0	0	9
Don't know	8	0	0	0	0	11	0	0	0	0	0	11
No answer	9	0	0	0	0	6	0	0	0	0	0	6
Not applicable	BK	13,626	354	7,542	353	5,233	1,606	2,992	2,904	2,832	2,817	40,259

C. Provide special college scholarships for children from economically disadvantaged backgrounds who maintain good grades.

[VAR: POVCOL]

RESPONSE	PUNCH	YEAR										COL. 1585
		1972-82	1982B	1983-87	1987B	1988-91	1993	1994	1996	1998	2000	ALL
Strongly favor	1	0	0	0	0	256	0	0	0	0	0	256
Favor	2	0	0	0	0	349	0	0	0	0	0	349
Neither favor nor oppose	3	0	0	0	0	37	0	0	0	0	0	37
Oppose	4	0	0	0	0	12	0	0	0	0	0	12
Strongly oppose	5	0	0	0	0	7	0	0	0	0	0	7
Don't know	8	0	0	0	0	7	0	0	0	0	0	7
No answer	9	0	0	0	0	6	0	0	0	0	0	6
Not applicable	BK	13,626	354	7,542	353	5,233	1,606	2,992	2,904	2,832	2,817	40,259

408. Here are several things that the government in Washington might do to deal with the problems of poverty and unemployment among Black Americans. I would like you to tell me if you favor or oppose them. (READ "A") - Would you say that you strongly favor it, favor it, neither favor it nor oppose it, oppose it, or strongly oppose it?

A. Giving business and industry special tax breaks for locating in largely black areas.

[VAR: BLKZONE]

RESPONSE	PUNCH	YEAR										COL. 1586
		1972-82	1982B	1983-87	1987B	1988-91	1993	1994	1996	1998	2000	ALL
Strongly favor	1	0	0	0	0	68	0	0	0	0	0	68
Favor	2	0	0	0	0	241	0	0	0	0	0	241
Neither favor nor oppose	3	0	0	0	0	160	0	0	0	0	0	160
Oppose	4	0	0	0	0	149	0	0	0	0	0	149
Strongly oppose	5	0	0	0	0	46	0	0	0	0	0	46
Don't know	8	0	0	0	0	25	0	0	0	0	0	25
No answer	9	0	0	0	0	9	0	0	0	0	0	9
Not applicable	BK	13,626	354	7,542	353	5,209	1,606	2,992	2,904	2,832	2,817	40,235

B. Spending more money on the schools in black neighborhoods, especially for pre-school and early education programs.

[VAR: BLKSCHS]

RESPONSE	PUNCH	YEAR										COL. 1587
		1972-82	1982B	1983-87	1987B	1988-91	1993	1994	1996	1998	2000	ALL
Strongly favor	1	0	0	0	0	149	0	0	0	0	0	149
Favor	2	0	0	0	0	335	0	0	0	0	0	335
Neither favor nor oppose	3	0	0	0	0	91	0	0	0	0	0	91
Oppose	4	0	0	0	0	75	0	0	0	0	0	75
Strongly oppose	5	0	0	0	0	25	0	0	0	0	0	25
Don't know	8	0	0	0	0	14	0	0	0	0	0	14
No answer	9	0	0	0	0	9	0	0	0	0	0	9
Not applicable	BK	13,626	354	7,542	353	5,209	1,606	2,992	2,904	2,832	2,817	40,235

C. Provide special college scholarships for black children who maintain good grades.

[VAR: BLKCOL]

RESPONSE	PUNCH	YEAR										COL. 1588
		1972-82	1982B	1983-87	1987B	1988-91	1993	1994	1996	1998	2000	ALL
Strongly favor	1	0	0	0	0	149	0	0	0	0	0	149
Favor	2	0	0	0	0	348	0	0	0	0	0	348
Neither favor nor oppose	3	0	0	0	0	88	0	0	0	0	0	88
Oppose	4	0	0	0	0	67	0	0	0	0	0	67
Strongly oppose	5	0	0	0	0	27	0	0	0	0	0	27
Don't know	8	0	0	0	0	8	0	0	0	0	0	8
No answer	9	0	0	0	0	11	0	0	0	0	0	11
Not applicable	BK	13,626	354	7,542	353	5,209	1,606	2,992	2,904	2,832	2,817	40,235

D. Forbidding the use of racial quotas in hiring and employment.

[VAR: RACQUOTA]

RESPONSE	PUNCH	YEAR										COL. 1589
		1972-82	1982B	1983-87	1987B	1988-91	1993	1994	1996	1998	2000	ALL
Strongly favor	1	0	0	0	0	138	0	0	0	0	0	138
Favor	2	0	0	0	0	261	0	0	0	0	0	261
Neither favor nor oppose	3	0	0	0	0	103	0	0	0	0	0	103
Oppose	4	0	0	0	0	105	0	0	0	0	0	105
Strongly oppose	5	0	0	0	0	41	0	0	0	0	0	41
Don't know	8	0	0	0	0	37	0	0	0	0	0	37
No answer	9	0	0	0	0	13	0	0	0	0	0	13
Not applicable	BK	13,626	354	7,542	353	5,209	1,606	2,992	2,904	2,832	2,817	40,235

409. Some people think that certain groups have too much influence in American life and politics, while other people feel that certain groups don't have as much influence as they deserve. On this card are three statements about how much influence a group might have. (1. Too much influence, 2. Just about the right amount of influence, 3. Too little influence) For each group I read to you, just tell me the number of the statement that best says how you feel. (SHOW HAND CARD)

HAND CARD BS

A. Whites

[VAR: INFLUWHT]

RESPONSE	PUNCH	YEAR										COL. 1590	
		1972-82	1982B	1983-87	1987B	1988-91	1993	1994	1996	1998	2000	ALL	
Too much influence 1		0	0	0	0	340	0	0	0	0	0	0	340
Right amount of influence . . 2		0	0	0	0	867	0	0	0	0	0	0	867
Too little influence 3		0	0	0	0	78	0	0	0	0	0	0	78
Don't know 8		0	0	0	0	65	0	0	0	0	0	0	65
No answer 9		0	0	0	0	22	0	0	0	0	0	0	22
Not applicable BK		13,626	354	7,542	353	4,535	1,606	2,992	2,904	2,832	2,817	39,561	

B. Jews

[VAR: INFLUJEW]

RESPONSE	PUNCH	YEAR										COL. 1591	
		1972-82	1982B	1983-87	1987B	1988-91	1993	1994	1996	1998	2000	ALL	
Too much influence 1		0	0	0	0	286	0	0	0	0	0	0	286
Right amount of influence . . 2		0	0	0	0	735	0	0	0	0	0	0	735
Too little influence 3		0	0	0	0	170	0	0	0	0	0	0	170
Don't know 8		0	0	0	0	158	0	0	0	0	0	0	158
No answer 9		0	0	0	0	23	0	0	0	0	0	0	23
Not applicable BK		13,626	354	7,542	353	4,535	1,606	2,992	2,904	2,832	2,817	39,561	

C. Blacks

[VAR: INFLUBLK]

RESPONSE	PUNCH	YEAR										COL. 1592	
		1972-82	1982B	1983-87	1987B	1988-91	1993	1994	1996	1998	2000	ALL	
Too much influence 1		0	0	0	0	191	0	0	0	0	0	0	191
Right amount of influence . . 2		0	0	0	0	424	0	0	0	0	0	0	424
Too little influence 3		0	0	0	0	633	0	0	0	0	0	0	633
Don't know 8		0	0	0	0	101	0	0	0	0	0	0	101
No answer 9		0	0	0	0	23	0	0	0	0	0	0	23
Not applicable BK		13,626	354	7,542	353	4,535	1,606	2,992	2,904	2,832	2,817	39,561	

D. Asian Americans

[VAR: INFLUASN]

RESPONSE	PUNCH	YEAR										COL. 1593	
		1972-82	1982B	1983-87	1987B	1988-91	1993	1994	1996	1998	2000	ALL	
Too much influence 1		0	0	0	0	85	0	0	0	0	0	0	85
Right amount of influence . . 2		0	0	0	0	553	0	0	0	0	0	0	553
Too little influence 3		0	0	0	0	503	0	0	0	0	0	0	503
Don't know 8		0	0	0	0	207	0	0	0	0	0	0	207
No answer 9		0	0	0	0	24	0	0	0	0	0	0	24
Not applicable BK		13,626	354	7,542	353	4,535	1,606	2,992	2,904	2,832	2,817	39,561	

E. Hispanic Americans

[VAR: INFLUHSP]

RESPONSE	PUNCH	YEAR					COL. 1594					
		1972-82	1982B	1983-87	1987B	1988-91	1993	1994	1996	1998	2000	ALL
Too much influence	1	0	0	0	0	64	0	0	0	0	0	64
Right amount of influence	2	0	0	0	0	498	0	0	0	0	0	498
Too little influence	3	0	0	0	0	614	0	0	0	0	0	614
Don't know	8	0	0	0	0	174	0	0	0	0	0	174
No answer	9	0	0	0	0	22	0	0	0	0	0	22
Not applicable	BK	13,626	354	7,542	353	4,535	1,606	2,992	2,904	2,832	2,817	39,561

F. Southern Whites

[VAR: INFLUSO]

RESPONSE	PUNCH	YEAR					COL. 1595					
		1972-82	1982B	1983-87	1987B	1988-91	1993	1994	1996	1998	2000	ALL
Too much influence	1	0	0	0	0	141	0	0	0	0	0	141
Right amount of influence	2	0	0	0	0	832	0	0	0	0	0	832
Too little influence	3	0	0	0	0	198	0	0	0	0	0	198
Don't know	8	0	0	0	0	180	0	0	0	0	0	180
No answer	9	0	0	0	0	21	0	0	0	0	0	21
Not applicable	BK	13,626	354	7,542	353	4,535	1,606	2,992	2,904	2,832	2,817	39,561

REMARKS: HAND CARD BS contains options 1-3.

410. How much discrimination is there that hurts the chances of Hispanic Americans to get good paying jobs? Would you say there is a lot, some, only a little, or none at all?

A. Hispanic Americans?

[VAR: HSPJOBS]

RESPONSE	PUNCH	YEAR					COL. 1596					
		1972-82	1982B	1983-87	1987B	1988-91	1993	1994	1996	1998	2000	ALL
A Lot	1	0	0	0	0	292	0	0	0	0	0	292
Some	2	0	0	0	0	612	0	0	0	0	0	612
Only a Little	3	0	0	0	0	247	0	0	0	0	0	247
None at all	4	0	0	0	0	117	0	0	0	0	0	117
Don't know	8	0	0	0	0	95	0	0	0	0	0	95
No answer	9	0	0	0	0	9	0	0	0	0	0	9
Not applicable	BK	13,626	354	7,542	353	4,535	1,606	2,992	2,904	2,832	2,817	39,561

B. How about for blacks?

[VAR: BLKJOBS]

RESPONSE	PUNCH	YEAR					COL. 1597					
		1972-82	1982B	1983-87	1987B	1988-91	1993	1994	1996	1998	2000	ALL
A Lot	1	0	0	0	0	392	0	0	0	0	0	392
Some	2	0	0	0	0	577	0	0	0	0	0	577
Only a Little	3	0	0	0	0	217	0	0	0	0	0	217
None at all	4	0	0	0	0	126	0	0	0	0	0	126
Don't know	8	0	0	0	0	49	0	0	0	0	0	49
No answer	9	0	0	0	0	11	0	0	0	0	0	11
Not applicable	BK	13,626	354	7,542	353	4,535	1,606	2,992	2,904	2,832	2,817	39,561

C. Asian Americans?

[VAR: ASNJOBS]

RESPONSE	PUNCH	YEAR					COL. 1598					
		1972-82	1982B	1983-87	1987B	1988-91	1993	1994	1996	1998	2000	ALL
A Lot	1	0	0	0	0	144	0	0	0	0	0	144
Some	2	0	0	0	0	585	0	0	0	0	0	585
Only a Little	3	0	0	0	0	302	0	0	0	0	0	302
None at all	4	0	0	0	0	188	0	0	0	0	0	188
Don't know	8	0	0	0	0	141	0	0	0	0	0	141
No answer	9	0	0	0	0	12	0	0	0	0	0	12
Not applicable	BK	13,626	354	7,542	353	4,535	1,606	2,992	2,904	2,832	2,817	39,561

411. How much discrimination is there that makes it hard for Hispanic Americans to buy or rent housing wherever they want?

A. Hispanic Americans

[VAR: HSPHOUSE]

RESPONSE	PUNCH	YEAR					COL. 1599					
		1972-82	1982B	1983-87	1987B	1988-91	1993	1994	1996	1998	2000	ALL
A Lot	1	0	0	0	0	251	0	0	0	0	0	251
Some	2	0	0	0	0	572	0	0	0	0	0	572
Only a Little	3	0	0	0	0	273	0	0	0	0	0	273
None at all	4	0	0	0	0	156	0	0	0	0	0	156
Don't know	8	0	0	0	0	112	0	0	0	0	0	112
No answer	9	0	0	0	0	8	0	0	0	0	0	8
Not applicable	BK	13,626	354	7,542	353	4,535	1,606	2,992	2,904	2,832	2,817	39,561

B. How about for blacks?

[VAR: BLKHOUSE]

RESPONSE	PUNCH	YEAR					COL. 1600					
		1972-82	1982B	1983-87	1987B	1988-91	1993	1994	1996	1998	2000	ALL
A Lot	1	0	0	0	0	452	0	0	0	0	0	452
Some	2	0	0	0	0	527	0	0	0	0	0	527
Only a Little	3	0	0	0	0	193	0	0	0	0	0	193
None at all	4	0	0	0	0	131	0	0	0	0	0	131
Don't know	8	0	0	0	0	57	0	0	0	0	0	57
No answer	9	0	0	0	0	12	0	0	0	0	0	12
Not applicable	BK	13,626	354	7,542	353	4,535	1,606	2,992	2,904	2,832	2,817	39,561

C. Asian American?

[VAR: ASNHOUSE]

RESPONSE	PUNCH	YEAR					COL. 1601					
		1972-82	1982B	1983-87	1987B	1988-91	1993	1994	1996	1998	2000	ALL
A Lot	1	0	0	0	0	154	0	0	0	0	0	154
Some	2	0	0	0	0	565	0	0	0	0	0	565
Only a Little	3	0	0	0	0	287	0	0	0	0	0	287
None at all	4	0	0	0	0	213	0	0	0	0	0	213
Don't know	8	0	0	0	0	141	0	0	0	0	0	141
No answer	9	0	0	0	0	12	0	0	0	0	0	12
Not applicable	BK	13,626	354	7,542	353	4,535	1,606	2,992	2,904	2,832	2,817	39,561

(IF EMPLOYED)

412. Are the people who work where you work all white, mostly white, about half and half, mostly black, or all black?

[VAR: RACWORK]

RESPONSE	PUNCH	YEAR										COL. 1602
		1972-82	1982B	1983-87	1987B	1988-91	1993	1994	1996	1998	2000	ALL
All white	1	0	0	0	0	276	0	0	182	366	314	1,138
Mostly white	2	0	0	0	0	387	0	0	333	581	574	1,875
About half and half	3	0	0	0	0	98	0	0	130	224	242	694
Mostly black	4	0	0	0	0	25	0	0	25	46	59	155
All black	5	0	0	0	0	8	0	0	6	13	8	35
Works alone	6	0	0	0	0	1	0	0	0	0	0	1
Don't know	8	0	0	0	0	58	0	0	8	17	15	98
No answer	9	0	0	0	0	24	0	0	21	21	24	90
Not applicable (Not currently employed)	BK	13,626	354	7,542	353	5,030	1,606	2,992	2199	1546	1581	36,847

(IF EMPLOYED)

413. Does the place where you work have an affirmative action program or make any special effort to hire and promote minorities?

[VAR: AFFACT]

RESPONSE	PUNCH	YEAR										COL. 1603
		1972-82	1982B	1983-87	1987B	1988-91	1993	1994	1996	1998	2000	ALL
Yes	1	0	0	0	0	387	0	0	0	0	0	387
No	2	0	0	0	0	360	0	0	0	0	0	360
Don't know	8	0	0	0	0	108	0	0	0	0	0	108
No answer	9	0	0	0	0	22	0	0	0	0	0	22
Not applicable (Not currently employed)	BK	13,626	354	7,542	353	5,030	1,606	2,992	2,904	2,832	2,817	40,056

414. What do you think the chances are these days that a white person won't get a job or promotion while an equally or less qualified black person gets one instead? Is this very likely, somewhat likely, or not very likely to happen these days?

[VAR: DISCAFF]

RESPONSE	PUNCH	YEAR										COL. 1604
		1972-82	1982B	1983-87	1987B	1988-91	1993	1994	1996	1998	2000	ALL
Very likely	1	0	0	0	0	343	0	201	236	359	351	1,490
Somewhat likely	2	0	0	0	0	534	0	310	423	861	816	2,944
Not very likely	3	0	0	0	0	467	0	210	270	577	629	2,153
Don't know	8	0	0	0	0	16	0	26	33	57	34	166
No answer	9	0	0	0	0	12	0	10	10	28	31	91
Not applicable	BK	13,626	354	7,542	353	4,535	1,606	2,235	1932	950	956	34,089

A. Do you feel this way because of something that happened to you personally, because it happened to a relative, family member or close friend, because you saw it occurring at work, or because you have heard about it from the media or other sources? (CHECK ALL THAT APPLY)

1. Something that happened to you personally?

[VAR: DISCWHY1]

RESPONSE	PUNCH	YEAR										COL. 1605
		1972-82	1982B	1983-87	1987B	1988-91	1993	1994	1996	1998	2000	ALL
Yes	1	0	0	0	0	64	0	0	0	0	0	64
No	2	0	0	0	0	801	0	0	0	0	0	801
Don't know	8	0	0	0	0	18	0	0	0	0	0	18
No answer	9	0	0	0	0	22	0	0	0	0	0	22
Not applicable	BK	13,626	354	7,542	353	5,002	1,606	2,992	2,904	2,832	2,817	40,028

2. Something that happened to a relative, family member, or a close friend

[VAR: DISCWHY2]

RESPONSE	PUNCH	YEAR					COL. 1606					
		1972-82	1982B	1983-87	1987B	1988-91	1993	1994	1996	1998	2000	ALL
Yes	1	0	0	0	0	137	0	0	0	0	0	137
No	2	0	0	0	0	728	0	0	0	0	0	728
Don't know	8	0	0	0	0	18	0	0	0	0	0	18
No answer	9	0	0	0	0	22	0	0	0	0	0	22
Not applicable	BK 13,626	354	7,542	353	5,002	1,606	2,992	2,904	2,832	2,817	40,028	

3. Saw it occurring at work

[VAR: DISCWHY3]

RESPONSE	PUNCH	YEAR					COL. 1607					
		1972-82	1982B	1983-87	1987B	1988-91	1993	1994	1996	1998	2000	ALL
Yes	1	0	0	0	0	189	0	0	0	0	0	189
No	2	0	0	0	0	676	0	0	0	0	0	676
Don't know	8	0	0	0	0	18	0	0	0	0	0	18
No answer	9	0	0	0	0	22	0	0	0	0	0	22
Not applicable	BK 13,626	354	7,542	353	5,002	1,606	2,992	2,904	2,832	2,817	40,028	

4. Heard a bout it on the media

[VAR: DISCWHY4]

RESPONSE	PUNCH	YEAR					COL. 1608					
		1972-82	1982B	1983-87	1987B	1988-91	1993	1994	1996	1998	2000	ALL
Yes	1	0	0	0	0	360	0	0	0	0	0	360
No	2	0	0	0	0	505	0	0	0	0	0	505
Don't know	8	0	0	0	0	18	0	0	0	0	0	18
No answer	9	0	0	0	0	22	0	0	0	0	0	22
Not applicable	BK 13,626	354	7,542	353	5,002	1,606	2,992	2,904	2,832	2,817	40,028	

5. Heard about it from another source

[VAR: DISCWHY5]

RESPONSE	PUNCH	YEAR					COL. 1609					
		1972-82	1982B	1983-87	1987B	1988-91	1993	1994	1996	1998	2000	ALL
Yes	1	0	0	0	0	308	0	0	0	0	0	308
No	2	0	0	0	0	557	0	0	0	0	0	557
Don't know	8	0	0	0	0	18	0	0	0	0	0	18
No answer	9	0	0	0	0	22	0	0	0	0	0	22
Not applicable	BK 13,626	354	7,542	353	5,002	1,606	2,992	2,904	2,832	2,817	40,028	

6. Other (SPECIFY)

[VAR: DISCWHY6]

RESPONSE	PUNCH	YEAR					COL. 1610					
		1972-82	1982B	1983-87	1987B	1988-91	1993	1994	1996	1998	2000	ALL
No specific source	1	0	0	0	0	18	0	0	0	0	0	18
All of the above	2	0	0	0	0	3	0	0	0	0	0	3
The Law	3	0	0	0	0	6	0	0	0	0	0	6
Don't know	8	0	0	0	0	26	0	0	0	0	0	26
No answer	9	0	0	0	0	25	0	0	0	0	0	25
Not applicable	BK 13,626	354	7,542	353	5,829	1,606	2,992	2,904	2,832	2,817	40,855	

REMARKS: In 1994, Q. 414 was asked on Form 1 while a variant wording (Q. 533B) of it appeared on Form 2. See Appendix P.

**The 1991 Topical Module: Work Organizations
(Qs. 415-466, 982)**

ASK EVERYONE:

Here are some questions about a new scientific technology called "geneticscreening." Using genetic screening, it is now possible to tell whether someone has inherited a tendency to develop certain cancers and certain forms of heart disease. These tests do not mean that a person will always develop the disease, but only that he or she may do so, depending on other conditions.

415A. Should employers have the right to give these genetic tests to people who are applying for a job, or shouldn't they have that right?

[VAR: GENEJOB]

RESPONSE	PUNCH	YEAR										COL. 1611
		1972-82	1982B	1983-87	1987B	1988-91	1993	1994	1996	1998	2000	ALL
Employers should have the right	1	0	0	0	0	210	0	0	0	0	0	210
Employers should not have the right	2	0	0	0	0	1,220	0	0	0	0	0	1,220
Don't know	8	0	0	0	0	70	0	0	0	0	0	70
No answer	9	0	0	0	0	17	0	0	0	0	0	17
Not applicable	BK	13,626	354	7,542	353	4,390	1,606	2,992	2,904	2,832	2,817	39,416

415B. Should employers have the right **not to hire** workers if tests show they have an inherited tendency to develop certain forms of cancer or heart disease, or should they not have the right?

[VAR: GENEHIRE]

RESPONSE	PUNCH	YEAR										COL. 1612
		1972-82	1982B	1983-87	1987B	1988-91	1993	1994	1996	1998	2000	ALL
Employers should have the right to not hire	1	0	0	0	0	109	0	0	0	0	0	109
Employers should not have that right	2	0	0	0	0	828	0	0	0	0	0	828
Don't know	8	0	0	0	0	40	0	0	0	0	0	40
No answer	9	0	0	0	0	16	0	0	0	0	0	16
Not applicable	BK	13,626	354	7,542	353	4,914	1,606	2,992	2,904	2,832	2,817	39,940

IF FORM "X", ASK Q. 416A. IF FORM "Y", GO TO Q. 416B.

416A. Suppose workers will be exposed to some cancer-causing materials on the job. In that case, should employers have the right not to hire workers whose tests show they have an inherited tendency to develop certain forms of cancer, or should they be required to clean up the workplace so it is safe for everyone?

[VAR: GENECANX]

RESPONSE	PUNCH	YEAR										COL. 1613
		1972-82	1982B	1983-87	1987B	1988-91	1993	1994	1996	1998	2000	ALL
Employers should have the right not to hire those with a tendency towards cancer	1	0	0	0	0	45	0	0	0	0	0	45
Employers should clean up the workplace so it is safe for everyone	2	0	0	0	0	667	0	0	0	0	0	667
Don't know	8	0	0	0	0	34	0	0	0	0	0	34
No answer	9	0	0	0	0	10	0	0	0	0	0	10
Not applicable (Form 2)	BK	13,626	354	7,542	353	5,151	1,606	2,992	2,904	2,832	2,817	40,177

REMARKS: See Q. 248 for discussion of split-half questions and sample design. In 1991 this variant appeared on Form 1.

IF FORM "Y", ASK Q. 416B. IF FORM "X", GO TO Q. 417.

416B. Suppose workers will be exposed to some cancer-causing materials on the job. In that case, should employers have the right not to hire workers whose tests show they have an inherited tendency to develop certain forms of cancer, or should they not have that right?

[VAR: GENEANY]

RESPONSE	PUNCH	YEAR										COL. 1614
		1972-82	1982B	1983-87	1987B	1988-91	1993	1994	1996	1998	2000	ALL
Employers should have the right not to hire those with a tendency towards cancer . . .	1	0	0	0	0	248	0	0	0	0	0	248
Employers should not have that right	2	0	0	0	0	445	0	0	0	0	0	445
Don't know	8	0	0	0	0	60	0	0	0	0	0	60
No answer	9	0	0	0	0	8	0	0	0	0	0	8
Not applicable (Form 1)	BK	13,626	354	7,542	353	5,146	1,606	2,992	2,904	2,832	2,817	40,172

REMARKS: See Q. 248 for discussion of split-half questions and sample design. In 1991 this variant appeared on Form 2.

416C. Suppose a genetic screening test for certain forms of heart disease is made available by an employer to workers who want to take it. Who do you think should have control over access to the test results -- the worker or the employer?

[VAR: GENEGETS]

RESPONSE	PUNCH	YEAR										COL. 1615
		1972-82	1982B	1983-87	1987B	1988-91	1993	1994	1996	1998	2000	ALL
Employer should control access 1		0	0	0	0	83	0	0	0	0	0	83
Worker should control access 2		0	0	0	0	715	0	0	0	0	0	715
Both (Volunteered)	3	0	0	0	0	157	0	0	0	0	0	157
Don't know	8	0	0	0	0	31	0	0	0	0	0	31
No answer	9	0	0	0	0	7	0	0	0	0	0	7
Not applicable	BK	13,626	354	7,542	353	4,914	1,606	2,992	2,904	2,832	2,817	39,940

417. To what extent do you agree or disagree with the following statements? Please tell me whether you strongly agree, agree, disagree, or strongly disagree:

A. The way most companies work, the only thing management cares about is profits, regardless of what workers want or need. Do you...

[VAR: PROFITS1]

RESPONSE	PUNCH	YEAR										COL. 1616
		1972-82	1982B	1983-87	1987B	1988-91	1993	1994	1996	1998	2000	ALL
Strongly agree	1	0	0	0	0	356	0	0	0	0	0	356
Agree	2	0	0	0	0	687	0	0	0	0	0	687
Disagree	3	0	0	0	0	376	0	0	0	0	0	376
Strongly disagree	4	0	0	0	0	46	0	0	0	0	0	46
Don't know	8	0	0	0	0	46	0	0	0	0	0	46
No answer	9	0	0	0	0	6	0	0	0	0	0	6
Not applicable	BK	13,626	354	7,542	353	4,390	1,606	2,992	2,904	2,832	2,817	39,416

B. Corporations should pay more of their profits to workers and less to shareholders...

[VAR: PROFITS2]

RESPONSE	PUNCH	YEAR					COL. 1617					
		1972-82	1982B	1983-87	1987B	1988-91	1993	1994	1996	1998	2000	ALL
Strongly agree	1	0	0	0	0	248	0	0	0	0	0	248
Agree	2	0	0	0	0	895	0	0	0	0	0	895
Disagree	3	0	0	0	0	255	0	0	0	0	0	255
Strongly disagree	4	0	0	0	0	18	0	0	0	0	0	18
Don't know	8	0	0	0	0	94	0	0	0	0	0	94
No answer	9	0	0	0	0	7	0	0	0	0	0	7
Not applicable	BK	13,626	354	7,542	353	4,390	1,606	2,992	2,904	2,832	2,817	39,416

C. Unions in this country have too little power...

[VAR: UNPOWER]

RESPONSE	PUNCH	YEAR					COL. 1618					
		1972-82	1982B	1983-87	1987B	1988-91	1993	1994	1996	1998	2000	ALL
Strongly agree	1	0	0	0	0	87	0	0	0	0	0	87
Agree	2	0	0	0	0	336	0	0	0	0	0	336
Disagree	3	0	0	0	0	721	0	0	0	0	0	721
Strongly disagree	4	0	0	0	0	203	0	0	0	0	0	203
Don't know	8	0	0	0	0	165	0	0	0	0	0	165
No answer	9	0	0	0	0	5	0	0	0	0	0	5
Not applicable	BK	13,626	354	7,542	353	4,390	1,606	2,992	2,904	2,832	2,817	39,416

D. For the most part, unions just stand in the way of economic progress in this country...

[VAR: UNPROG]

RESPONSE	PUNCH	YEAR					COL. 1619					
		1972-82	1982B	1983-87	1987B	1988-91	1993	1994	1996	1998	2000	ALL
Strongly agree	1	0	0	0	0	87	0	0	0	0	0	87
Agree	2	0	0	0	0	402	0	0	0	0	0	402
Disagree	3	0	0	0	0	747	0	0	0	0	0	747
Strongly disagree	4	0	0	0	0	104	0	0	0	0	0	104
Don't know	8	0	0	0	0	170	0	0	0	0	0	170
No answer	9	0	0	0	0	7	0	0	0	0	0	7
Not applicable	BK	13,626	354	7,542	353	4,390	1,606	2,992	2,904	2,832	2,817	39,416

418. In the last five years, did any of the following things happen to an organization that you worked for?

A. The organization went out of business or closed down?

[VAR: OUTOFBIZ]

RESPONSE	PUNCH	YEAR					COL. 1620					
		1972-82	1982B	1983-87	1987B	1988-91	1993	1994	1996	1998	2000	ALL
Yes	1	0	0	0	0	149	0	0	0	0	0	149
No	2	0	0	0	0	1,303	0	0	0	0	0	1,303
No answer	9	0	0	0	0	65	0	0	0	0	0	65
Not applicable	BK	13,626	354	7,542	353	4,390	1,606	2,992	2,904	2,832	2,817	39,416

B. The organization was merged, taken over, or changed ownership?

[VAR: MERGED]

RESPONSE	PUNCH	YEAR					COL. 1621					
		1972-82	1982B	1983-87	1987B	1988-91	1993	1994	1996	1998	2000	ALL
Yes	1	0	0	0	0	232	0	0	0	0	0	232
No	2	0	0	0	0	1,217	0	0	0	0	0	1,217
No answer	9	0	0	0	0	68	0	0	0	0	0	68
Not applicable	BK	13,626	354	7,542	353	4,390	1,606	2,992	2,904	2,832	2,817	39,416

C. There was a major reorganization?

[VAR: REORG]

RESPONSE	PUNCH	YEAR										COL. 1622
		1972-82	1982B	1983-87	1987B	1988-91	1993	1994	1996	1998	2000	ALL
Yes	1	0	0	0	0	301	0	0	0	0	0	301
No	2	0	0	0	0	1,149	0	0	0	0	0	1,149
Don't know	8	0	0	0	0	1	0	0	0	0	0	1
No answer	9	0	0	0	0	66	0	0	0	0	0	66
Not applicable	BK	13,626	354	7,542	353	4,390	1,606	2,992	2,904	2,832	2,817	39,416

INTERVIEWER: IF YES TO ANY OF QS. 418 A-C, ASK 419; OTHERWISE, GO TO Q. 420

419. As a result of these organizational changes, would you say that your financial situation is now much better, better, worse, much worse, or have these things not affected your finances?

[VAR: ORGFIN]

RESPONSE	PUNCH	YEAR										COL. 1623
		1972-82	1982B	1983-87	1987B	1988-91	1993	1994	1996	1998	2000	ALL
Much better	1	0	0	0	0	19	0	0	0	0	0	19
Better	2	0	0	0	0	58	0	0	0	0	0	58
Worse	3	0	0	0	0	79	0	0	0	0	0	79
Much worse, or Have these things not affected your finances?	4	0	0	0	0	37	0	0	0	0	0	37
Don't know	5	0	0	0	0	247	0	0	0	0	0	247
No answer	8	0	0	0	0	1	0	0	0	0	0	1
No answer	9	0	0	0	0	31	0	0	0	0	0	31
Not applicable (no punches of 1 in Cols. 1620-1622)	BK	13,626	354	7,542	353	5,435	1,606	2,992	2,904	2,832	2,817	40,461

420. Since you were 16 years old, about how many years have you worked for pay?

[VAR: WRKYEARS]

RESPONSE	PUNCH	YEAR										COL. 1624-1625
		1972-82	1982B	1983-87	1987B	1988-91	1993	1994	1996	1998	2000	ALL
0-4	0-4	0	0	0	0	193	0	0	0	0	0	193
5-9	5-9	0	0	0	0	216	0	0	0	0	0	216
10-14	10-14	0	0	0	0	227	0	0	0	0	0	227
15-19	15-19	0	0	0	0	189	0	0	0	0	0	189
20-24	20-24	0	0	0	0	196	0	0	0	0	0	196
25-29	25-29	0	0	0	0	124	0	0	0	0	0	124
30-34	30-34	0	0	0	0	99	0	0	0	0	0	99
35-39	35-39	0	0	0	0	73	0	0	0	0	0	73
40-44	40-44	0	0	0	0	61	0	0	0	0	0	61
45-49	45-49	0	0	0	0	56	0	0	0	0	0	56
50-54	50-54	0	0	0	0	41	0	0	0	0	0	41
55-59	55-59	0	0	0	0	13	0	0	0	0	0	13
60 or more	60	0	0	0	0	7	0	0	0	0	0	7
Don't know	98	0	0	0	0	8	0	0	0	0	0	8
No answer	99	0	0	0	0	14	0	0	0	0	0	14
Not applicable	BK	13,626	354	7,542	353	4,390	1,606	2,992	2,904	2,832	2,817	39,416

REMARKS: This variable codes exact number of years worked for pay in columns 1624-1625. The collapsed numbers above are for convenience of display only.

421. Since your first full-time job have you ever been unemployed and looking for work for as long as two weeks?

[VAR: EVUNEMP]

RESPONSE	PUNCH	YEAR										COL. 1626
		1972-82	1982B	1983-87	1987B	1988-91	1993	1994	1996	1998	2000	ALL
Yes	1	0	0	0	0	686	0	0	0	0	0	686
No (Skip to Q. 424)	2	0	0	0	0	755	0	0	0	0	0	755
Never employed full-time (Skip to Q. 424)	7	0	0	0	0	69	0	0	0	0	0	69
No answer	9	0	0	0	0	7	0	0	0	0	0	7
Not applicable	BK	13,626	354	7,542	353	4,390	1,606	2,992	2,904	2,832	2,817	39,416

422. About how many different times have you been unemployed and looking for work for as long as two weeks?

[VAR: NUMUNEMP]

RESPONSE	PUNCH	YEAR										COL. 1627-1628
		1972-82	1982B	1983-87	1987B	1988-91	1993	1994	1996	1998	2000	ALL
1	1	0	0	0	0	211	0	0	0	0	0	211
2	2	0	0	0	0	156	0	0	0	0	0	156
3	3	0	0	0	0	114	0	0	0	0	0	114
4	4	0	0	0	0	66	0	0	0	0	0	66
5	5	0	0	0	0	35	0	0	0	0	0	35
6	6	0	0	0	0	17	0	0	0	0	0	17
7	7	0	0	0	0	7	0	0	0	0	0	7
8	8	0	0	0	0	5	0	0	0	0	0	5
9	9	0	0	0	0	0	0	0	0	0	0	0
10	10	0	0	0	0	27	0	0	0	0	0	27
11-25	11-25	0	0	0	0	19	0	0	0	0	0	19
26-95	26-95	0	0	0	0	6	0	0	0	0	0	6
96 or more	96	0	0	0	0	2	0	0	0	0	0	2
Don't know	98	0	0	0	0	12	0	0	0	0	0	12
No Answer	99	0	0	0	0	16	0	0	0	0	0	16
Not applicable (punches 27 in Col. 1626)	BK	13,626	354	7,542	353	5,214	1,606	2,992	2,904	2,832	2,817	40,240

REMARKS: This variable codes the exact number of times of unemployment in columns 1627-1628. The collapsed numbers above are for convenience of display only.

423. Counting all these times, in total were you unemployed and looking for work for...

[VAR: TOTUNEMP]

RESPONSE	PUNCH	YEAR										COL. 1629
		1972-82	1982B	1983-87	1987B	1988-91	1993	1994	1996	1998	2000	ALL
2 to 8 weeks	1	0	0	0	0	337	0	0	0	0	0	337
More than 8 weeks to 6 months	2	0	0	0	0	187	0	0	0	0	0	187
More than 6 months to one year	3	0	0	0	0	75	0	0	0	0	0	75
More than one year	4	0	0	0	0	81	0	0	0	0	0	81
Don't know	8	0	0	0	0	2	0	0	0	0	0	2
No answer	9	0	0	0	0	11	0	0	0	0	0	11
Not applicable (punches 27 in Col. 1626)	BK	13,626	354	7,542	353	5,214	1,606	2,992	2,904	2,832	2,817	40,240

IF R IS NOT EMPLOYED, BUT IS MARRIED, SKIP TO INSTRUCTION BEFORE Q. 466

IF R IS NOT EMPLOYED AND NOT MARRIED, SKIP TO Q. 467

IF R IS EMPLOYED, ASK Q. 424 (Q. 1 CODED 1, 2, OR 3)

424. For about how many years **altogether** have you worked for your present employer (IF SELF-EMPLOYED: current organization)?

[VAR: EMPYEARS]

RESPONSE	PUNCH	YEAR							COL. 1630-1633				
		1972-82	1982B	1983-87	1987B	1988-91	1993	1994	1996	1998	2000	ALL	
0	00	0	0	0	0	96	0	0	0	0	0	96	
1	01	0	0	0	0	126	0	0	0	0	0	126	
2	02	0	0	0	0	112	0	0	0	0	0	112	
3	03	0	0	0	0	75	0	0	0	0	0	75	
4	04	0	0	0	0	60	0	0	0	0	0	60	
5	05	0	0	0	0	59	0	0	0	0	0	59	
6	06	0	0	0	0	34	0	0	0	0	0	34	
7	07	0	0	0	0	24	0	0	0	0	0	24	
8	08	0	0	0	0	23	0	0	0	0	0	23	
9	09	0	0	0	0	13	0	0	0	0	0	13	
10-14	10-14	0	0	0	0	116	0	0	0	0	0	116	
15-19	15-19	0	0	0	0	58	0	0	0	0	0	58	
20-29	20-29	0	0	0	0	72	0	0	0	0	0	72	
30-39	30-39	0	0	0	0	23	0	0	0	0	0	23	
40-49	40-49	0	0	0	0	9	0	0	0	0	0	9	
50 or more	50+	0	0	0	0	3	0	0	0	0	0	3	
Don't know	98	0	0	0	0	0	0	0	0	0	0	0	
No answer	99	0	0	0	0	9	0	0	0	0	0	9	
Not applicable (punches 4-8 in Col. 7)		BK	13,626	354	7,542	353	5,004	1,606	2,992	2,904	2,832	2,817	40,030

REMARKS: Cols. 1630-1631 are years and cols. 1632-1633 are decimalized months. Thus there is an implied decimal point between columns 1631 and 1632. The categories above are based only on years for convenience of display.

425. There are many ways people hear about jobs -- such as from ads, employment agencies, or from other people. Could you tell me how you found out about work at your present employer (IF SELF-EMPLOYED: current organization)? Please tell me all the ways that you found out about this job.

HAND CARD BT

A. From someone who already worked there

[VAR: FNDJOB1]

RESPONSE	PUNCH	YEAR							COL. 1634				
		1972-82	1982B	1983-87	1987B	1988-91	1993	1994	1996	1998	2000	ALL	
Yes	1	0	0	0	0	298	0	0	0	0	0	298	
No	2	0	0	0	0	512	0	0	0	0	0	512	
No answer	9	0	0	0	0	102	0	0	0	0	0	102	
Not applicable (punches 4-8 in Col. 7)		BK	13,626	354	7,542	353	4,995	1,606	2,992	2,904	2,832	2,817	40,021

B. From one of my relatives.

[VAR: FNDJOB2]

RESPONSE	PUNCH	YEAR					COL. 1635					
		1972-82	1982B	1983-87	1987B	1988-91	1993	1994	1996	1998	2000	ALL
Yes	1	0	0	0	0	158	0	0	0	0	0	158
No	2	0	0	0	0	649	0	0	0	0	0	649
No answer	9	0	0	0	0	105	0	0	0	0	0	105
Not applicable (punches 4-8 in Col. 7)	BK	13,626	354	7,542	353	4,995	1,606	2,992	2,904	2,832	2,817	40,021

C. From a friend.

[VAR: FNDJOB3]

RESPONSE	PUNCH	YEAR					COL. 1636					
		1972-82	1982B	1983-87	1987B	1988-91	1993	1994	1996	1998	2000	ALL
Yes	1	0	0	0	0	250	0	0	0	0	0	250
No	2	0	0	0	0	555	0	0	0	0	0	555
No answer	9	0	0	0	0	107	0	0	0	0	0	107
Not applicable (punches 4-8 in Col. 7)	BK	13,626	354	7,542	353	4,995	1,606	2,992	2,904	2,832	2,817	40,021

D. From an acquaintance.

[VAR: FNDJOB4]

RESPONSE	PUNCH	YEAR					COL. 1637					
		1972-82	1982B	1983-87	1987B	1988-91	1993	1994	1996	1998	2000	ALL
Yes	1	0	0	0	0	102	0	0	0	0	0	102
No	2	0	0	0	0	686	0	0	0	0	0	686
No answer	9	0	0	0	0	124	0	0	0	0	0	124
Not applicable (punches 4-8 in Col. 7)	BK	13,626	354	7,542	353	4,995	1,606	2,992	2,904	2,832	2,817	40,021

E. From a newspaper ad.

[VAR: FNDJOB5]

RESPONSE	PUNCH	YEAR					COL. 1638					
		1972-82	1982B	1983-87	1987B	1988-91	1993	1994	1996	1998	2000	ALL
Yes	1	0	0	0	0	143	0	0	0	0	0	143
No	2	0	0	0	0	646	0	0	0	0	0	646
No answer	9	0	0	0	0	123	0	0	0	0	0	123
Not applicable (punches 4-8 in Col. 7)	BK	13,626	354	7,542	353	4,995	1,606	2,992	2,904	2,832	2,817	40,021

F. Through an employment agency or placement office.

[VAR:FNDJOB6]

RESPONSE	PUNCH	YEAR					COL. 1639					
		1972-82	1982B	1983-87	1987B	1988-91	1993	1994	1996	1998	2000	ALL
Yes	1	0	0	0	0	81	0	0	0	0	0	81
No	2	0	0	0	0	706	0	0	0	0	0	706
No answer	9	0	0	0	0	125	0	0	0	0	0	125
Not applicable (punches 4-8 in Col. 7)	BK	13,626	354	7,542	353	4,995	1,606	2,992	2,904	2,832	2,817	40,021

G. From a recruiter for this employer.

[VAR: FNDJOB7]

RESPONSE	PUNCH	YEAR										COL. 1640
		1972-82	1982B	1983-87	1987B	1988-91	1993	1994	1996	1998	2000	ALL
Yes	1	0	0	0	0	38	0	0	0	0	0	38
No	2	0	0	0	0	742	0	0	0	0	0	742
No answer	9	0	0	0	0	132	0	0	0	0	0	132
Not applicable (punches 4-8 in Col. 7)	BK	13,626	354	7,542	353	4,995	1,606	2,992	2,904	2,832	2,817	40,021

H. I just came here and asked for work.

[VAR: FNDJOB8]

RESPONSE	PUNCH	YEAR										COL. 1641
		1972-82	1982B	1983-87	1987B	1988-91	1993	1994	1996	1998	2000	ALL
Yes	1	0	0	0	0	171	0	0	0	0	0	171
No	2	0	0	0	0	627	0	0	0	0	0	627
No answer	9	0	0	0	0	114	0	0	0	0	0	114
Not applicable (punches 4-8 in Col. 7)	BK	13,626	354	7,542	353	4,995	1,606	2,992	2,904	2,832	2,817	40,021

I. Other (SPECIFY).

[VAR: FNDJOB9]

RESPONSE	PUNCH	YEAR										COL. 1642
		1972-82	1982B	1983-87	1987B	1988-91	1993	1994	1996	1998	2000	ALL
Union	1	0	0	0	0	10	0	0	0	0	0	10
School	2	0	0	0	0	1	0	0	0	0	0	1
Created job, self employed	3	0	0	0	0	22	0	0	0	0	0	22
Announcement/newspaper	4	0	0	0	0	7	0	0	0	0	0	7
Other	7	0	0	0	0	21	0	0	0	0	0	21
No answer	9	0	0	0	0	851	0	0	0	0	0	851
Not applicable (punches 4-8 in Col. 7)	BK	13,626	354	7,542	353	4,995	1,606	2,992	2,904	2,832	2,817	40,021

REMARKS: Hand card BT contained responses.....

426. When you started to work for you present employer (IF SELF-EMPLOYED: current organization), did you...

A. Take an intelligence test or personality assessment?

[VAR: INTLTEST]

RESPONSE	PUNCH	YEAR										COL. 1643
		1972-82	1982B	1983-87	1987B	1988-91	1993	1994	1996	1998	2000	ALL
Yes	1	0	0	0	0	167	0	0	0	0	0	167
No	2	0	0	0	0	735	0	0	0	0	0	735
Don't know	8	0	0	0	0	1	0	0	0	0	0	1
No answer	9	0	0	0	0	9	0	0	0	0	0	9
Not applicable (punches 4-8 in Col. 7)	BK	13,626	354	7,542	353	4,995	1,606	2,992	2,904	2,832	2,817	40,021

B. Take a skills or proficiency test?

[VAR: SKILTEST]

RESPONSE	PUNCH	YEAR										COL. 1644
		1972-82	1982B	1983-87	1987B	1988-91	1993	1994	1996	1998	2000	ALL
Yes	1	0	0	0	0	235	0	0	0	0	0	235
No	2	0	0	0	0	666	0	0	0	0	0	666
Don't know	8	0	0	0	0	1	0	0	0	0	0	1
No answer	9	0	0	0	0	10	0	0	0	0	0	10
Not applicable (punches 4-8 in Col. 7)	BK	13,626	354	7,542	353	4,995	1,606	2,992	2,904	2,832	2,817	40,021

C. Take a drug or alcohol test?

[VAR: DRUGTEST]

RESPONSE	PUNCH	YEAR										COL. 1645
		1972-82	1982B	1983-87	1987B	1988-91	1993	1994	1996	1998	2000	ALL
Yes	1	0	0	0	0	98	0	0	0	0	0	98
No	2	0	0	0	0	803	0	0	0	0	0	803
No answer	9	0	0	0	0	11	0	0	0	0	0	11
Not applicable (punches 4-8 in Col. 7)	BK	13,626	354	7,542	353	4,995	1,606	2,992	2,904	2,832	2,817	40,021

D. Take a physical examination?

[VAR: PHYSICAL]

RESPONSE	PUNCH	YEAR										COL. 1646
		1972-82	1982B	1983-87	1987B	1988-91	1993	1994	1996	1998	2000	ALL
Yes	1	0	0	0	0	292	0	0	0	0	0	292
No	2	0	0	0	0	608	0	0	0	0	0	608
Don't know	8	0	0	0	0	1	0	0	0	0	0	1
No answer	9	0	0	0	0	11	0	0	0	0	0	11
Not applicable (punches 4-8 in Col. 7)	BK	13,626	354	7,542	353	4,995	1,606	2,992	2,904	2,832	2,817	40,021

E. Supply letters of reference?

[VAR: LTRSREF]

RESPONSE	PUNCH	YEAR										COL. 1647
		1972-82	1982B	1983-87	1987B	1988-91	1993	1994	1996	1998	2000	ALL
Yes	1	0	0	0	0	338	0	0	0	0	0	338
No	2	0	0	0	0	562	0	0	0	0	0	562
Don't know	8	0	0	0	0	1	0	0	0	0	0	1
No answer	9	0	0	0	0	11	0	0	0	0	0	11
Not applicable (punches 4-8 in Col. 7)	BK	13,626	354	7,542	353	4,995	1,606	2,992	2,904	2,832	2,817	40,021

427. When you first came to work for your present employer (IF SELF-EMPLOYED: current organization), was it roughly in the job you have now or was it in a different job?

[VAR: SAMEJOB]

RESPONSE	PUNCH	YEAR										COL. 1648
		1972-82	1982B	1983-87	1987B	1988-91	1993	1994	1996	1998	2000	ALL
Job have now (Skip to Q. 430)	1	0	0	0	0	638	0	0	0	0	0	638
Different job	2	0	0	0	0	267	0	0	0	0	0	267
No answer	9	0	0	0	0	7	0	0	0	0	0	7
Not applicable (punches 4-8 in Col. 7)	BK	13,626	354	7,542	353	4,995	1,606	2,992	2,904	2,832	2,817	40,021

428. For about how long have you had your present job?

[VAR: JOBYEARS]

RESPONSE	PUNCH	YEAR								COL. 1649-1652		
		1972-82	1982B	1983-87	1987B	1988-91	1993	1994	1996	1998	2000	ALL
0	00	0	0	0	0	39	0	0	0	0	0	39
1	01	0	0	0	0	38	0	0	0	0	0	38
2	02	0	0	0	0	35	0	0	0	0	0	35
3	03	0	0	0	0	19	0	0	0	0	0	19
4	04	0	0	0	0	21	0	0	0	0	0	21
5	05	0	0	0	0	20	0	0	0	0	0	20
6	06	0	0	0	0	10	0	0	0	0	0	10
7	07	0	0	0	0	12	0	0	0	0	0	12
8	08	0	0	0	0	13	0	0	0	0	0	13
9	09	0	0	0	0	3	0	0	0	0	0	3
10-19	10-19	0	0	0	0	42	0	0	0	0	0	42
20-29	20-29	0	0	0	0	9	0	0	0	0	0	9
30-39	30-39	0	0	0	0	2	0	0	0	0	0	2
40-49	40-49	0	0	0	0	1	0	0	0	0	0	1
50 or more	50+	0	0	0	0	1	0	0	0	0	0	1
Don't know	98	0	0	0	0	0	0	0	0	0	0	0
No answer	99	0	0	0	0	9	0	0	0	0	0	9
Not applicable (NAP on Q. 427												
or punch 1 in Col. 1648) . BK 13,626 354 7,542 353 5,642 1,606 2,992 2,904 2,832 2,817 40,668												

REMARKS: Cols. 1649-1652 are years and cols. 1653-1654 are decimalized months. Thus there is an implied decimal point between columns 1652 and 1653. The categories above are based only on years for convenience of display.

429. Which of the answers on this card describe how you heard about your **present** job with your employer (IF SELF-EMPLOYED: current organization)? Please tell me all of the ways that you found out about this job.

HAND CARD BU

A. A notice was posted or circulated at my work place.

[VAR: THISJOB1]

RESPONSE	PUNCH	YEAR										COL. 1653
		1972-82	1982B	1983-87	1987B	1988-91	1993	1994	1996	1998	2000	ALL
Yes	1	0	0	0	0	42	0	0	0	0	0	42
No	2	0	0	0	0	200	0	0	0	0	0	200
No answer	9	0	0	0	0	32	0	0	0	0	0	32
Not applicable (NAP on Q. 427 or punch 1 in Col. 1648) .	BK	13,626	354	7,542	353	5,633	1,606	2,992	2,904	2,832	2,817	40,659

B. Through my union.

[VAR: THISJOB2]

RESPONSE	PUNCH	YEAR										COL. 1654
		1972-82	1982B	1983-87	1987B	1988-91	1993	1994	1996	1998	2000	ALL
Yes	1	0	0	0	0	5	0	0	0	0	0	5
No	2	0	0	0	0	231	0	0	0	0	0	231
No answer	9	0	0	0	0	38	0	0	0	0	0	38
Not applicable (NAP on Q. 427 or punch 1 in Col. 1648) .	BK	13,626	354	7,542	353	5,633	1,606	2,992	2,904	2,832	2,817	40,659

C. From my supervisor.

[VAR: THISJOB3]

RESPONSE	PUNCH	YEAR										COL. 1655
		1972-82	1982B	1983-87	1987B	1988-91	1993	1994	1996	1998	2000	ALL
Yes	1	0	0	0	0	74	0	0	0	0	0	74
No	2	0	0	0	0	168	0	0	0	0	0	168
No answer	9	0	0	0	0	32	0	0	0	0	0	32
Not applicable (NAP on Q. 427 or punch 1 in Col. 1648) .	BK	13,626	354	7,542	353	5,633	1,606	2,992	2,904	2,832	2,817	40,659

D. From one of my coworkers.

[VAR: THISJOB4]

RESPONSE	PUNCH	YEAR										COL. 1656
		1972-82	1982B	1983-87	1987B	1988-91	1993	1994	1996	1998	2000	ALL
Yes	1	0	0	0	0	36	0	0	0	0	0	36
No	2	0	0	0	0	202	0	0	0	0	0	202
No answer	9	0	0	0	0	36	0	0	0	0	0	36
Not applicable (NAP on Q. 427 or punch 1 in Col. 1648) .	BK	13,626	354	7,542	353	5,633	1,606	2,992	2,904	2,832	2,817	40,659

E. I was at or near the top of a seniority list.

[VAR: THISJOB5]

RESPONSE	PUNCH	YEAR										COL. 1657
		1972-82	1982B	1983-87	1987B	1988-91	1993	1994	1996	1998	2000	ALL
Yes	1	0	0	0	0	33	0	0	0	0	0	33
No	2	0	0	0	0	206	0	0	0	0	0	206
No answer	9	0	0	0	0	35	0	0	0	0	0	35
Not applicable (NAP on Q. 427 or punch 1 in Col. 1648) .	BK	13,626	354	7,542	353	5,633	1,606	2,992	2,904	2,832	2,817	40,659

F. I was asked to take the new job.

[VAR: THISJOB6]

RESPONSE	PUNCH	YEAR								COL. 1658		
		1972-82	1982B	1983-87	1987B	1988-91	1993	1994	1996	1998	2000	ALL
Yes	1	0	0	0	0	128	0	0	0	0	0	128
No	2	0	0	0	0	123	0	0	0	0	0	123
No answer	9	0	0	0	0	23	0	0	0	0	0	23
Not applicable (NAP on Q. 427 or punch 1 in Col. 1648)	BK	13,626	354	7,542	353	5,633	1,606	2,992	2,904	2,832	2,817	40,659

G. Other (SPECIFY).

[VAR: THISJOB7]

RESPONSE	PUNCH	YEAR								COL. 1659		
		1972-82	1982B	1983-87	1987B	1988-91	1993	1994	1996	1998	2000	ALL
Relative	1	0	0	0	0	5	0	0	0	0	0	5
Friend	2	0	0	0	0	191	0	0	0	0	0	191
Personnel	3	0	0	0	0	1	0	0	0	0	0	1
Other	7	0	0	0	0	24	0	0	0	0	0	24
No answer	9	0	0	0	0	53	0	0	0	0	0	53
Not applicable (NAP on Q. 427 or punch 1 in Col. 1648)	BK	13,626	354	7,542	353	5,633	1,606	2,992	2,904	2,832	2,817	40,659

430. Are there regular procedures for promoting people in your job to a higher level?

[VAR: PROMOTNG]

RESPONSE	PUNCH	YEAR								COL. 1660		
		1972-82	1982B	1983-87	1987B	1988-91	1993	1994	1996	1998	2000	ALL
Yes	1	0	0	0	0	406	0	0	0	0	0	406
No	2	0	0	0	0	458	0	0	0	0	0	458
Don't know	8	0	0	0	0	38	0	0	0	0	0	38
No answer	9	0	0	0	0	10	0	0	0	0	0	10
Not applicable (punches 4-8 in Col. 7)	BK	13,626	354	7,542	353	4,995	1,606	2,992	2,904	2,832	2,817	40,021

431. Have you received any promotions while working for your present employer (IF SELF-EMPLOYED: current organization)?

[VAR: PROMOTED]

RESPONSE	PUNCH	YEAR								COL. 1661		
		1972-82	1982B	1983-87	1987B	1988-91	1993	1994	1996	1998	2000	ALL
Yes	1	0	0	0	0	358	0	0	0	0	0	358
No (Skip to Q. 432)	2	0	0	0	0	543	0	0	0	0	0	543
No answer	9	0	0	0	0	11	0	0	0	0	0	11
Not applicable (punches 4-8 in Col. 7)	BK	13,626	354	7,542	353	4,995	1,606	2,992	2,904	2,832	2,817	40,021

A. How many promotions have you received?

[VAR: NUMPROMO]

RESPONSE	PUNCH	YEAR									COL. 1662	
		1972-82	1982B	1983-87	1987B	1988-91	1993	1994	1996	1998	2000	ALL
1	1	0	0	0	0	132	0	0	0	0	0	132
2	2	0	0	0	0	61	0	0	0	0	0	61
3	3	0	0	0	0	41	0	0	0	0	0	41
4	4	0	0	0	0	26	0	0	0	0	0	26
5	5	0	0	0	0	5	0	0	0	0	0	5
6	6	0	0	0	0	3	0	0	0	0	0	3
7 or more	7	0	0	0	0	10	0	0	0	0	0	10
Don't know	8	0	0	0	0	1	0	0	0	0	0	1
No answer	9	0	0	0	0	90	0	0	0	0	0	90
Not applicable (NAP on Q. 431 or punch 2 in Col. 1661) . BK		13,626	354	7,542	353	5,538	1,606	2,992	2,904	2,832	2,817	40,564

432. How important to you is the opportunity to be promoted? Is it..

[VAR: IMPPROMO]

RESPONSE	PUNCH	YEAR									COL. 1663	
		1972-82	1982B	1983-87	1987B	1988-91	1993	1994	1996	1998	2000	ALL
Very important	1	0	0	0	0	296	0	0	0	0	0	296
Important	2	0	0	0	0	181	0	0	0	0	0	181
Somewhat important	3	0	0	0	0	142	0	0	0	0	0	142
Not at all important	4	0	0	0	0	165	0	0	0	0	0	165
Does not apply (volunteered)	5	0	0	0	0	115	0	0	0	0	0	115
Don't know	8	0	0	0	0	1	0	0	0	0	0	1
No answer	9	0	0	0	0	12	0	0	0	0	0	12
Not applicable (punches 4-8 in Col. 7) BK		13,626	354	7,542	353	4,995	1,606	2,992	2,904	2,832	2,817	40,021

433. In the next five years, how likely are you to be promoted? Would you say very likely, likely, not very likely, or not likely at all?

[VAR: FUTPROMO]

RESPONSE	PUNCH	YEAR									COL. 1664	
		1972-82	1982B	1983-87	1987B	1988-91	1993	1994	1996	1998	2000	ALL
Very likely	1	0	0	0	0	201	0	0	0	0	0	201
Likely	2	0	0	0	0	170	0	0	0	0	0	170
Not very likely	3	0	0	0	0	181	0	0	0	0	0	181
Not likely at all	4	0	0	0	0	296	0	0	0	0	0	296
Don't know	8	0	0	0	0	38	0	0	0	0	0	38
No answer	9	0	0	0	0	26	0	0	0	0	0	26
Not applicable (punches 4-8 in Col. 7) BK		13,626	354	7,542	353	4,995	1,606	2,992	2,904	2,832	2,817	40,021

434. Do you think your being a (man/woman) makes your promotion opportunities better or worse?

[VAR: SEXPROMO]

RESPONSE	PUNCH	YEAR									COL. 1665	
		1972-82	1982B	1983-87	1987B	1988-91	1993	1994	1996	1998	2000	ALL
Better	1	0	0	0	0	265	0	0	416	0	0	681
Worse	2	0	0	0	0	115	0	0	306	0	0	421
Has no effect	3	0	0	0	0	505	0	0	609	0	0	1114
Don't know	8	0	0	0	0	11	0	0	53	0	0	64
No answer	9	0	0	0	0	16	0	0	74	0	0	90
Not applicable (SEE REMARKS) BK		13,626	354	7,542	353	4,995	1,606	2,992	1446	2,832	2,817	38,563

REMARKS: For the not applicable cases, in 1991 these included Punches 4-8 in Col. 7. In 1996 No Answer (Punch 9) includes people who never worked.

435. Do you think your race or ethnic background makes your promotion opportunities better or worse?

[VAR: RACPROMO]

RESPONSE	PUNCH	YEAR								COL. 1666		
		1972-82	1982B	1983-87	1987B	1988-91	1993	1994	1996	1998	2000	ALL
Better	1	0	0	0	0	204	0	0	0	0	0	204
Worse	2	0	0	0	0	92	0	0	0	0	0	92
Has no effect	3	0	0	0	0	584	0	0	0	0	0	584
Don't know	8	0	0	0	0	17	0	0	0	0	0	17
No answer	9	0	0	0	0	15	0	0	0	0	0	15
Not applicable (punches 4-8 in Col. 7)	BK	13,626	354	7,542	353	4,995	1,606	2,992	2,904	2,832	2,817	40,021

436. Since your first full-time job with this organization, have you advanced rapidly, made steady advances, stayed at about the same level or lost some ground?

[VAR: ADVANCES]

RESPONSE	PUNCH	YEAR								COL. 1667		
		1972-82	1982B	1983-87	1987B	1988-91	1993	1994	1996	1998	2000	ALL
Advanced rapidly	1	0	0	0	0	80	0	0	0	0	0	80
Made steady advances	2	0	0	0	0	314	0	0	0	0	0	314
Stayed at about the same level	3	0	0	0	0	397	0	0	0	0	0	397
Lost some ground	4	0	0	0	0	23	0	0	0	0	0	23
This is first job with organization	7	0	0	0	0	64	0	0	0	0	0	64
No answer	9	0	0	0	0	34	0	0	0	0	0	34
Not applicable (punches 4-8 in Col. 7)	BK	13,626	354	7,542	353	4,995	1,606	2,992	2,904	2,832	2,817	40,021

437. I'm going to read four statements. (HAND CARD BV TO RESPONDENT) Please tell me which one best describes your job:

HAND CARD BV

[VAR: JOBCNTRL]

RESPONSE	PUNCH	YEAR								COL. 1674		
		1972-82	1982B	1983-87	1987B	1988-91	1993	1994	1996	1998	2000	ALL
Someone else decides both what I do and how I do it	1	0	0	0	0	86	0	0	0	0	0	86
Someone else decides what I do, but I decide how I do it	2	0	0	0	0	214	0	0	0	0	0	214
I have some freedom in deciding what I do and how I do it	3	0	0	0	0	328	0	0	0	0	0	328
I am basically my own boss	4	0	0	0	0	267	0	0	0	0	0	267
No answer	9	0	0	0	0	17	0	0	0	0	0	17
Not applicable (punches 4-8 in Col. 7)	BK	13,626	354	7,542	353	4,995	1,606	2,992	2,904	2,832	2,817	40,021

438. How true would you say each of the following statements is about your job? Would you say very true, true, somewhat true, or not true at all:

A. I can work independently.

[VAR: WRKINDEP]

RESPONSE	PUNCH	YEAR									COL. 1675	
		1972-82	1982B	1983-87	1987B	1988-91	1993	1994	1996	1998	2000	ALL
Very true	1	0	0	0	0	414	0	0	0	0	0	414
True	2	0	0	0	0	302	0	0	0	0	0	302
Somewhat true	3	0	0	0	0	111	0	0	0	0	0	111
Not true at all	4	0	0	0	0	73	0	0	0	0	0	73
Don't know	8	0	0	0	0	2	0	0	0	0	0	2
No answer	9	0	0	0	0	10	0	0	0	0	0	10
Not applicable (punches 4-8 in Col. 7)	BK	13,626	354	7,542	353	4,995	1,606	2,992	2,904	2,832	2,817	40,021

B. I have a lot to say over what happens on my job.

[VAR: LOTTOSAY]

RESPONSE	PUNCH	YEAR									COL. 1676	
		1972-82	1982B	1983-87	1987B	1988-91	1993	1994	1996	1998	2000	ALL
Very true	1	0	0	0	0	301	0	0	0	0	0	301
True	2	0	0	0	0	249	0	0	0	0	0	249
Somewhat true	3	0	0	0	0	216	0	0	0	0	0	216
Not true at all	4	0	0	0	0	130	0	0	0	0	0	130
Don't know	8	0	0	0	0	5	0	0	0	0	0	5
No answer	9	0	0	0	0	11	0	0	0	0	0	11
Not applicable (punches 4-8 in Col. 7)	BK	13,626	354	7,542	353	4,995	1,606	2,992	2,904	2,832	2,817	40,021

C. My job allows me to take part in making decisions that affect my work.

[VAR: IDECIDE]

RESPONSE	PUNCH	YEAR									COL. 1677	
		1972-82	1982B	1983-87	1987B	1988-91	1993	1994	1996	1998	2000	ALL
Very true	1	0	0	0	0	321	0	0	0	0	0	321
True	2	0	0	0	0	335	0	0	0	0	0	335
Somewhat true	3	0	0	0	0	132	0	0	0	0	0	132
Not true at all	4	0	0	0	0	112	0	0	0	0	0	112
Don't know	8	0	0	0	0	2	0	0	0	0	0	2
No answer	9	0	0	0	0	10	0	0	0	0	0	10
Not applicable (punches 4-8 in Col. 7)	BK	13,626	354	7,542	353	4,995	1,606	2,992	2,904	2,832	2,817	40,021

D. How I do my job is controlled by the machines I work with.

[VAR: AUTOMATN]

RESPONSE	PUNCH	YEAR									COL. 1678	
		1972-82	1982B	1983-87	1987B	1988-91	1993	1994	1996	1998	2000	ALL
Very true	1	0	0	0	0	73	0	0	0	0	0	73
True	2	0	0	0	0	116	0	0	0	0	0	116
Somewhat true	3	0	0	0	0	125	0	0	0	0	0	125
Not true at all	4	0	0	0	0	576	0	0	0	0	0	576
Don't know	8	0	0	0	0	9	0	0	0	0	0	9
No answer	9	0	0	0	0	13	0	0	0	0	0	13
Not applicable (punches 4-8 in Col. 7)	BK	13,626	354	7,542	353	4,995	1,606	2,992	2,904	2,832	2,817	40,021

E. Computers monitor my job performance.

[VAR: MONITRED]

RESPONSE	PUNCH	YEAR										COL. 1679
		1972-82	1982B	1983-87	1987B	1988-91	1993	1994	1996	1998	2000	ALL
Very true	1	0	0	0	0	35	0	0	0	0	0	35
True	2	0	0	0	0	59	0	0	0	0	0	59
Somewhat true	3	0	0	0	0	66	0	0	0	0	0	66
Not true at all	4	0	0	0	0	736	0	0	0	0	0	736
Don't know	8	0	0	0	0	4	0	0	0	0	0	4
No answer	9	0	0	0	0	12	0	0	0	0	0	12
Not applicable (punches 4-8 in Col. 7)	BK	13,626	354	7,542	353	4,995	1,606	2,992	2,904	2,832	2,817	40,021

439. As an **official** part of your main job, do you supervise the work of other employees or tell other employees what work to do?

[VAR: OFFSUP]

RESPONSE	PUNCH	YEAR										COL. 1680
		1972-82	1982B	1983-87	1987B	1988-91	1993	1994	1996	1998	2000	ALL
Yes (Ask 439A)	1	0	0	0	0	334	0	0	0	0	0	334
No (Skip to Q. 444)	2	0	0	0	0	571	0	0	0	0	0	571
No answer	9	0	0	0	0	7	0	0	0	0	0	7
Not applicable (punches 4-8 in Col. 7)	BK	13,626	354	7,542	353	4,995	1,606	2,992	2,904	2,832	2,817	40,021

A. How many people do you supervise directly?

[VAR: YOUSUP]

RESPONSE	PUNCH	YEAR										COL. 1681-1683
		1972-82	1982B	1983-87	1987B	1988-91	1993	1994	1996	1998	2000	ALL
1	01	0	0	0	0	58	0	0	0	0	0	58
2	02	0	0	0	0	50	0	0	0	0	0	50
3	03	0	0	0	0	37	0	0	0	0	0	37
4	04	0	0	0	0	35	0	0	0	0	0	35
5	05	0	0	0	0	24	0	0	0	0	0	24
6	06	0	0	0	0	11	0	0	0	0	0	11
7	07	0	0	0	0	8	0	0	0	0	0	8
8	08	0	0	0	0	19	0	0	0	0	0	19
9	09	0	0	0	0	5	0	0	0	0	0	5
10	10	0	0	0	0	13	0	0	0	0	0	13
11	11	0	0	0	0	0	0	0	0	0	0	0
12	12	0	0	0	0	15	0	0	0	0	0	15
13	13	0	0	0	0	2	0	0	0	0	0	2
14	14	0	0	0	0	3	0	0	0	0	0	3
15	15	0	0	0	0	11	0	0	0	0	0	11
16-19	16-19	0	0	0	0	4	0	0	0	0	0	4
20-29	20-29	0	0	0	0	16	0	0	0	0	0	16
30-49	30-49	0	0	0	0	9	0	0	0	0	0	9
50 or more	50+	0	0	0	0	8	0	0	0	0	0	8
Don't know	998	0	0	0	0	0	0	0	0	0	0	0
No answer	999	0	0	0	0	13	0	0	0	0	0	13
Not applicable (NAP on Q. 439 or punch 2 in Col. 1680)	BK	13,626	354	7,542	353	5,566	1,606	2,992	2,904	2,832	2,817	40,592

REMARKS: This variable codes exact number of people supervised directly in columns 1681-1683. The collapsed numbers are for convenience of display only.

440. Do any of these people supervise anyone else?

[VAR: SUPOTHRs]

RESPONSE	PUNCH	YEAR										COL. 1684
		1972-82	1982B	1983-87	1987B	1988-91	1993	1994	1996	1998	2000	ALL
Yes	1	0	0	0	0	99	0	0	0	0	0	99
No (Skip to Q. 442)	2	0	0	0	0	235	0	0	0	0	0	235
No answer	9	0	0	0	0	7	0	0	0	0	0	7
Not applicable (NAP on Q. 439 or punch 2 in Col. 1680) . BK	13,626	354	7,542	353	5,566	1,606	2,992	2,904	2,832	2,817	40,592	

441. In total, how many levels of supervision are there beneath yours (including the one immediately under you?)

[VAR: LEVELS]

RESPONSE	PUNCH	YEAR										COL. 1685-1686
		1972-82	1982B	1983-87	1987B	1988-91	1993	1994	1996	1998	2000	ALL
1	01	0	0	0	0	36	0	0	0	0	0	36
2	02	0	0	0	0	34	0	0	0	0	0	34
3	03	0	0	0	0	15	0	0	0	0	0	15
4	04	0	0	0	0	5	0	0	0	0	0	5
5	05	0	0	0	0	2	0	0	0	0	0	2
6	06	0	0	0	0	1	0	0	0	0	0	1
Don't know	98	0	0	0	0	4	0	0	0	0	0	4
No answer	99	0	0	0	0	9	0	0	0	0	0	9
Not applicable (NAP on Q. 440 or punch 2 in Col. 1684) . BK	13,626	354	7,542	353	5801	1,606	2,992	2,904	2,832	2,817	40827	

442. Counting all of these levels, how many people are responsible to you both directly and indirectly?

[VAR: TOTSUP]

RESPONSE	PUNCH	YEAR										COL. 1687-1690
		1972-82	1982B	1983-87	1987B	1988-91	1993	1994	1996	1998	2000	ALL
1-4	1-4	0	0	0	0	155	0	0	0	0	0	155
5-9	5-9	0	0	0	0	55	0	0	0	0	0	55
10-14	10-14	0	0	0	0	33	0	0	0	0	0	33
15-19	15-19	0	0	0	0	15	0	0	0	0	0	15
20-29	20-29	0	0	0	0	21	0	0	0	0	0	21
30-59	30-59	0	0	0	0	21	0	0	0	0	0	21
60-99	60-99	0	0	0	0	9	0	0	0	0	0	9
100-399	100-399	0	0	0	0	7	0	0	0	0	0	7
400 or more	400-9990	0	0	0	0	3	0	0	0	0	0	3
Don't know	9998	0	0	0	0	5	0	0	0	0	0	5
No answer	9999	0	0	0	0	17	0	0	0	0	0	17
Not applicable (NAP on Q. 439 or punch 2 in Col. 1680) . BK	13,626	354	7,542	353	5,566	1,606	2,992	2,904	2,832	2,817	40,592	

REMARKS: This variable codes exact number of people supervised, both directly and indirectly, in columns 1687-1690. The collapsed numbers above are for convenience of display only.

443. Here is a card listing 7 different kinds of oversight activities. Which ones do you do as part of your supervisory responsibilities? Please mention all that apply:

HAND CARD BW

A. Train employees in the safe use of equipment or tools.

[VAR: SUPDUTY1]

RESPONSE	PUNCH	YEAR										COL. 1691
		1972-82	1982B	1983-87	1987B	1988-91	1993	1994	1996	1998	2000	ALL
Yes	1	0	0	0	0	200	0	0	0	0	0	200
No	2	0	0	0	0	130	0	0	0	0	0	130
No answer	9	0	0	0	0	11	0	0	0	0	0	11
Not applicable (NAP on Q. 440 or punch 2 in Col. 1684) .	BK	13,626	354	7,542	353	5,566	1,606	2,992	2,904	2,832	2,817	40,592

B. Train employees in other ways.

[VAR: SUPDUTY2]

RESPONSE	PUNCH	YEAR										COL. 1692
		1972-82	1982B	1983-87	1987B	1988-91	1993	1994	1996	1998	2000	ALL
Yes	1	0	0	0	0	264	0	0	0	0	0	264
No	2	0	0	0	0	66	0	0	0	0	0	66
No answer	9	0	0	0	0	11	0	0	0	0	0	11
Not applicable (NAP on Q. 440 or punch 2 in Col. 1684) .	BK	13,626	354	7,542	353	5,566	1,606	2,992	2,904	2,832	2,817	40,592

C. Organize schedules or tasks.

[VAR: SUPDUTY3]

RESPONSE	PUNCH	YEAR										COL. 1693
		1972-82	1982B	1983-87	1987B	1988-91	1993	1994	1996	1998	2000	ALL
Yes	1	0	0	0	0	256	0	0	0	0	0	256
No	2	0	0	0	0	72	0	0	0	0	0	72
Don't know	8	0	0	0	0	1	0	0	0	0	0	1
No answer	9	0	0	0	0	12	0	0	0	0	0	12
Not applicable (NAP on Q. 440 or punch 2 in Col. 1684) .	BK	13,626	354	7,542	353	5,566	1,606	2,992	2,904	2,832	2,817	40,592

D. Devise new ways of doing tasks.

[VAR: SUPDUTY4]

RESPONSE	PUNCH	YEAR										COL. 1694
		1972-82	1982B	1983-87	1987B	1988-91	1993	1994	1996	1998	2000	ALL
Yes	1	0	0	0	0	258	0	0	0	0	0	258
No	2	0	0	0	0	72	0	0	0	0	0	72
No answer	9	0	0	0	0	11	0	0	0	0	0	11
Not applicable (NAP on Q. 440 or punch 2 in Col. 1684) .	BK	13,626	354	7,542	353	5,566	1,606	2,992	2,904	2,832	2,817	40,592

E. Check workers' progress or attendance.

[VAR: SUPDUTY5]

RESPONSE	PUNCH	YEAR										COL. 1695
		1972-82	1982B	1983-87	1987B	1988-91	1993	1994	1996	1998	2000	ALL
Yes	1	0	0	0	0	253	0	0	0	0	0	253
No	2	0	0	0	0	77	0	0	0	0	0	77
No answer	9	0	0	0	0	11	0	0	0	0	0	11
Not applicable (NAP on Q. 440 or punch 2 in Col. 1684) .	BK	13,626	354	7,542	353	5,566	1,606	2,992	2,904	2,832	2,817	40,592

F. Evaluate job performance.

[VAR: SUPDUTY6]

RESPONSE	PUNCH	YEAR										COL. 1696
		1972-82	1982B	1983-87	1987B	1988-91	1993	1994	1996	1998	2000	ALL
Yes	1	0	0	0	0	242	0	0	0	0	0	242
No	2	0	0	0	0	86	0	0	0	0	0	86
Don't know	8	0	0	0	0	1	0	0	0	0	0	1
No answer	9	0	0	0	0	12	0	0	0	0	0	12
Not applicable (NAP on Q. 440 or punch 2 in Col. 1684) .	BK	13,626	354	7,542	353	5,566	1,606	2,992	2,904	2,832	2,817	40,592

G. Recommend promotions or disciplinary actions.

[VAR: SUPDUTY7]

RESPONSE	PUNCH	YEAR										COL. 1697
		1972-82	1982B	1983-87	1987B	1988-91	1993	1994	1996	1998	2000	ALL
Yes	1	0	0	0	0	195	0	0	0	0	0	195
No	2	0	0	0	0	135	0	0	0	0	0	135
No answer	9	0	0	0	0	11	0	0	0	0	0	11
Not applicable (NAP on Q. 440 or punch 2 in Col. 1684) .	BK	13,626	354	7,542	353	5,566	1,606	2,992	2,904	2,832	2,817	40,592

ASK ALL EMPLOYED PERSONS, WHETHER THEY OFFICIALLY SUPERVISE OR NOT:

444. (On the card you have are/Here is a card listing) 7 different kinds of work activities. Which ones do you do with employees whom you do not officially supervise? Please mention all that apply:

HAND CARD BX

A. Train employees in the safe use of equipment or tools.

[VAR: OTHDUTY1]

RESPONSE	PUNCH	YEAR										COL. 1698
		1972-82	1982B	1983-87	1987B	1988-91	1993	1994	1996	1998	2000	ALL
Yes	1	0	0	0	0	240	0	0	0	0	0	240
No	2	0	0	0	0	632	0	0	0	0	0	632
No answer	9	0	0	0	0	40	0	0	0	0	0	40
Not applicable (punches 4-8 in Col. 7)	BK	13,626	354	7,542	353	4,995	1,606	2,992	2,904	2,832	2,817	40,021

B. Train employees in other ways.

[VAR: OTHDUTY2]

RESPONSE	PUNCH	YEAR										COL. 1699	
		1972-82	1982B	1983-87	1987B	1988-91	1993	1994	1996	1998	2000	ALL	
Yes	1	0	0	0	0	365	0	0	0	0	0	0	365
No	2	0	0	0	0	507	0	0	0	0	0	0	507
No answer	9	0	0	0	0	40	0	0	0	0	0	0	40
Not applicable (punches 4-8 in Col. 7)	BK	13,626	354	7,542	353	4,995	1,606	2,992	2,904	2,832	2,817	40,021	

C. Organize schedules or tasks.

[VAR: OTHDUTY3]

RESPONSE	PUNCH	YEAR										COL. 1700	
		1972-82	1982B	1983-87	1987B	1988-91	1993	1994	1996	1998	2000	ALL	
Yes	1	0	0	0	0	287	0	0	0	0	0	0	287
No	2	0	0	0	0	582	0	0	0	0	0	0	582
Don't know	8	0	0	0	0	1	0	0	0	0	0	0	1
No answer	9	0	0	0	0	42	0	0	0	0	0	0	42
Not applicable (punches 4-8 in Col. 7)	BK	13,626	354	7,542	353	4,995	1,606	2,992	2,904	2,832	2,817	40,021	

D. Devise new ways of doing tasks.

[VAR: OTHDUTY4]

RESPONSE	PUNCH	YEAR										COL. 1701	
		1972-82	1982B	1983-87	1987B	1988-91	1993	1994	1996	1998	2000	ALL	
Yes	1	0	0	0	0	383	0	0	0	0	0	0	383
No	2	0	0	0	0	490	0	0	0	0	0	0	490
No answer	9	0	0	0	0	39	0	0	0	0	0	0	39
Not applicable (punches 4-8 in Col. 7)	BK	13,626	354	7,542	353	4,995	1,606	2,992	2,904	2,832	2,817	40,021	

E. Check workers' progress or attendance.

[VAR: OTHDUTY5]

RESPONSE	PUNCH	YEAR										COL. 1702	
		1972-82	1982B	1983-87	1987B	1988-91	1993	1994	1996	1998	2000	ALL	
Yes	1	0	0	0	0	174	0	0	0	0	0	0	174
No	2	0	0	0	0	692	0	0	0	0	0	0	692
No answer	9	0	0	0	0	46	0	0	0	0	0	0	46
Not applicable (punches 4-8 in Col. 7)	BK	13,626	354	7,542	353	4,995	1,606	2,992	2,904	2,832	2,817	40,021	

F. Evaluate job performance.

[VAR: OTHDUTY6]

RESPONSE	PUNCH	YEAR										COL. 1703	
		1972-82	1982B	1983-87	1987B	1988-91	1993	1994	1996	1998	2000	ALL	
Yes	1	0	0	0	0	176	0	0	0	0	0	0	176
No	2	0	0	0	0	691	0	0	0	0	0	0	691
Don't know	8	0	0	0	0	1	0	0	0	0	0	0	1
No answer	9	0	0	0	0	44	0	0	0	0	0	0	44
Not applicable (punches 4-8 in Col. 7)	BK	13,626	354	7,542	353	4,995	1,606	2,992	2,904	2,832	2,817	40,021	

G. Recommend promotions or disciplinary actions.

[VAR: OTHDUTY7]

RESPONSE	PUNCH	YEAR									COL. 1704	
		1972-82	1982B	1983-87	1987B	1988-91	1993	1994	1996	1998	2000	ALL
Yes	1	0	0	0	0	130	0	0	0	0	0	130
No	2	0	0	0	0	737	0	0	0	0	0	737
Don't know	8	0	0	0	0	1	0	0	0	0	0	1
No answer	9	0	0	0	0	44	0	0	0	0	0	44
Not applicable (punches 4-8 in Col. 7)	BK	13,626	354	7,542	353	4,995	1,606	2,992	2,904	2,832	2,817	40,021

445. In the past year, did you participate in decisions about spending any of your organization's money as part of your job?

[VAR: ORGMONEY]

RESPONSE	PUNCH	YEAR									COL. 1705	
		1972-82	1982B	1983-87	1987B	1988-91	1993	1994	1996	1998	2000	ALL
Yes	1	0	0	0	0	337	0	0	0	0	0	337
No (Skip to Q. 448)	2	0	0	0	0	567	0	0	0	0	0	567
No answer	9	0	0	0	0	8	0	0	0	0	0	8
Not applicable (punches 4-8 in Col. 7)	BK	13,626	354	7,542	353	4,995	1,606	2,992	2,904	2,832	2,817	40,021

446. About how much money was involved in the largest of these decisions?

[VAR: TOTMONEY]

RESPONSE	PUNCH	YEAR									COL. 1706-1712	
		1972-82	1982B	1983-87	1987B	1988-91	1993	1994	1996	1998	2000	ALL
\$1-999	1-999	0	0	0	0	35	0	0	0	0	0	35
\$1,000-1,999	1000-1999	0	0	0	0	26	0	0	0	0	0	26
\$2,000-3,999	2000-3999	0	0	0	0	28	0	0	0	0	0	28
\$4,000-9,999	4000-9999	0	0	0	0	29	0	0	0	0	0	29
\$10,000-19,999	10000-19999	0	0	0	0	35	0	0	0	0	0	35
\$20,000-49,999	20000-49999	0	0	0	0	31	0	0	0	0	0	31
\$50,000-99,999	50000-99999	0	0	0	0	21	0	0	0	0	0	21
\$100,000-199,999	100000-199999	0	0	0	0	18	0	0	0	0	0	18
\$200,000-499,999	200000-499999	0	0	0	0	24	0	0	0	0	0	24
\$500,000-999,999	500000-999999	0	0	0	0	12	0	0	0	0	0	12
\$1,000,000- 4,999,999	1000000-4999999	0	0	0	0	24	0	0	0	0	0	24
\$5,000,000- 9,999,995	5000000-9999995	0	0	0	0	8	0	0	0	0	0	8
\$9,999,996+	9999996	0	0	0	0	2	0	0	0	0	0	2
Don't know	9999998	0	0	0	0	26	0	0	0	0	0	26
No answer	9999999	0	0	0	0	26	0	0	0	0	0	26
Not applicable (NAP on Q. 445 or punch 2 in Col. 1705)	BK	13,626	354	7,542	353	5,562	1,606	2,992	2,904	2,832	2,817	40,588

REMARKS: This variable codes exact number of dollars involved in columns 1706-1712. The collapsed numbers above are for convenience of display only.

447. About how much money was involved in the largest decision in which you had the **final** say?

[VAR: YOU MONEY]

RESPONSE	PUNCH	YEAR								COL. 1713-1719		
		1972-82	1982B	1983-87	1987B	1988-91	1993	1994	1996	1998	2000	ALL
\$1-999	1-999	0	0	0	0	43	0	0	0	0	0	43
\$1,000-1,999	1000-1999	0	0	0	0	11	0	0	0	0	0	11
\$2,000-3,999	2000-3999	0	0	0	0	22	0	0	0	0	0	22
\$4,000-9,999	4000-9999	0	0	0	0	21	0	0	0	0	0	21
\$10,000-19,999	10000-19999	0	0	0	0	26	0	0	0	0	0	26
\$20,000-49,999	20000-49999	0	0	0	0	18	0	0	0	0	0	18
\$50,000-99,999	50000-99999	0	0	0	0	17	0	0	0	0	0	17
\$100,000-199,999	100000-199999	0	0	0	0	13	0	0	0	0	0	13
\$200,000-499,999	200000-499999	0	0	0	0	11	0	0	0	0	0	11
\$500,000-999,999	500000-999999	0	0	0	0	7	0	0	0	0	0	7
\$1,000,000-4,999,999	1000000-4999999	0	0	0	0	7	0	0	0	0	0	7
\$5,000,000-9,999,995	5000000-9999995	0	0	0	0	4	0	0	0	0	0	4
\$9,999,996+	9999996	0	0	0	0	1	0	0	0	0	0	1
Don't know	9999998	0	0	0	0	23	0	0	0	0	0	23
No answer	9999999	0	0	0	0	37	0	0	0	0	0	37
Not applicable (NAP on Q. 445 or punch 2 in Col. 1705) . BK		13,626	354	7,542	353	5,646	1,606	2,992	2,904	2,832	2,817	40,672

REMARKS: This variable codes exact number of dollars involved in columns 1713-1719. The collapsed numbers above are for convenience of display only.

448. Does someone **formally** evaluate your job performance on a regular basis?

[VAR: JOB JUDGE]

RESPONSE	PUNCH	YEAR								COL. 1720		
		1972-82	1982B	1983-87	1987B	1988-91	1993	1994	1996	1998	2000	ALL
Yes	1	0	0	0	0	577	0	0	0	0	0	577
No	2	0	0	0	0	319	0	0	0	0	0	319
Don't know	8	0	0	0	0	3	0	0	0	0	0	3
No answer	9	0	0	0	0	13	0	0	0	0	0	13
Not applicable (punches 4-8 in Col. 7) BK		13,626	354	7,542	353	4,995	1,606	2,992	2,904	2,832	2,817	40,021

INTERVIEWER: SEE Q. 191. IF RESPONDENT HAS A SUPERVISOR, ASK Q. 449. IF RESPONDENT DOES NOT HAVE A SUPERVISOR, SKIP TO Q. 451.

449. How easy or hard would you say it is for your supervisor to know how **much** work a person in a job like yours does in a week? Is it very easy, somewhat easy, somewhat hard or very hard?

[VAR: QUANTITY]

RESPONSE	PUNCH	YEAR								COL. 1721		
		1972-82	1982B	1983-87	1987B	1988-91	1993	1994	1996	1998	2000	ALL
Very easy	1	0	0	0	0	362	0	0	0	0	0	362
Somewhat easy	2	0	0	0	0	179	0	0	0	0	0	179
Somewhat hard	3	0	0	0	0	102	0	0	0	0	0	102
Very hard	4	0	0	0	0	60	0	0	0	0	0	60
Don't know	8	0	0	0	0	4	0	0	0	0	0	4
No answer	9	0	0	0	0	15	0	0	0	0	0	15
Not applicable (NAP on Q. 448 or punch 2 in Col.1720) . BK		13,626	354	7,542	353	5,185	1,606	2,992	2,904	2,832	2,817	40,211

450. How easy or hard would you say it is for you supervisor to evaluate the **quality** of the work that is done by a person in a job like yours? Would you say very easy, somewhat easy, somewhat hard, or very hard?

[VAR: QUALITY]

RESPONSE	PUNCH	YEAR									COL. 1722	
		1972-82	1982B	1983-87	1987B	1988-91	1993	1994	1996	1998	2000	ALL
Very easy	1	0	0	0	0	383	0	0	0	0	0	383
Somewhat easy	2	0	0	0	0	201	0	0	0	0	0	201
Somewhat hard	3	0	0	0	0	102	0	0	0	0	0	102
Very hard	4	0	0	0	0	34	0	0	0	0	0	34
Don't know	8	0	0	0	0	3	0	0	0	0	0	3
No answer	9	0	0	0	0	18	0	0	0	0	0	18
Not applicable (NAP on Q. 448 or punch 2 in Col. 1720) .	BK	13,626	354	7,542	353	5,166	1,606	2,992	2,904	2,832	2,817	40,192

451. Compared to other people who do the same or similar kind of work that you do, how **well** would you say you do your job? Would you say much better, somewhat better, about the same, somewhat worse or much worse?

[VAR: WRKWELL]

RESPONSE	PUNCH	YEAR									COL. 1723	
		1972-82	1982B	1983-87	1987B	1988-91	1993	1994	1996	1998	2000	ALL
Much better	1	0	0	0	0	299	0	0	0	0	0	299
Somewhat better	2	0	0	0	0	343	0	0	0	0	0	343
About the same	3	0	0	0	0	248	0	0	0	0	0	248
Somewhat worse	4	0	0	0	0	2	0	0	0	0	0	2
Much worse	5	0	0	0	0	0	0	0	0	0	0	0
Don't know	8	0	0	0	0	11	0	0	0	0	0	11
No answer	9	0	0	0	0	9	0	0	0	0	0	9
Not applicable (punches 4-8 in Col. 7)	BK	13,626	354	7,542	353	4,995	1,606	2,992	2,904	2,832	2,817	40,021

452. Compared to other people who do the same or similar kind of work that you do, how **much** work would you say you do? Would you say that you do much more, somewhat more, about the same, somewhat less or much less?

[VAR: WRKMUCH]

RESPONSE	PUNCH	YEAR									COL. 1724	
		1972-82	1982B	1983-87	1987B	1988-91	1993	1994	1996	1998	2000	ALL
Much more	1	0	0	0	0	203	0	0	0	0	0	203
Somewhat more	2	0	0	0	0	338	0	0	0	0	0	338
About the same	3	0	0	0	0	317	0	0	0	0	0	317
Somewhat less	4	0	0	0	0	28	0	0	0	0	0	28
Much less	5	0	0	0	0	2	0	0	0	0	0	2
Don't know	8	0	0	0	0	14	0	0	0	0	0	14
No answer	9	0	0	0	0	10	0	0	0	0	0	10
Not applicable (punches 4-8 in Col. 7)	BK	13,626	354	7,542	353	4,995	1,606	2,992	2,904	2,832	2,817	40,021

453. Please tell me how much you agree or disagree with the following statements. Would you say that you strongly agree, agree, disagree, or strongly disagree?

A. The success of my organization depends a lot on how well I do my job. Do you...

[VAR: IMATTER]

RESPONSE	PUNCH	YEAR									COL. 1725	
		1972-82	1982B	1983-87	1987B	1988-91	1993	1994	1996	1998	2000	ALL
Strongly agree	1	0	0	0	0	339	0	0	0	0	0	339
Agree	2	0	0	0	0	438	0	0	0	0	0	438
Disagree	3	0	0	0	0	102	0	0	0	0	0	102
Strongly disagree	4	0	0	0	0	12	0	0	0	0	0	12
Don't know	8	0	0	0	0	10	0	0	0	0	0	10
No answer	9	0	0	0	0	11	0	0	0	0	0	11
Not applicable (punches 4-8 in Col. 7)	BK	13,626	354	7,542	353	4,995	1,606	2,992	2,904	2,832	2,817	40,021

B. I am willing to work harder than I have to in order to help this organization succeed.

[VAR: HELPORG]

RESPONSE	PUNCH	YEAR									COL. 1726	
		1972-82	1982B	1983-87	1987B	1988-91	1993	1994	1996	1998	2000	ALL
Strongly agree	1	0	0	0	0	339	0	0	0	0	0	339
Agree	2	0	0	0	0	466	0	0	0	0	0	466
Disagree	3	0	0	0	0	83	0	0	0	0	0	83
Strongly disagree	4	0	0	0	0	7	0	0	0	0	0	7
Don't know	8	0	0	0	0	5	0	0	0	0	0	5
No answer	9	0	0	0	0	12	0	0	0	0	0	12
Not applicable (punches 4-8 in Col. 7)	BK	13,626	354	7,542	353	4,995	1,606	2,992	2,904	2,832	2,817	40,021

C. I feel very little loyalty to this organization.

[VAR: NOTLOYAL]

RESPONSE	PUNCH	YEAR									COL. 1727	
		1972-82	1982B	1983-87	1987B	1988-91	1993	1994	1996	1998	2000	ALL
Strongly agree	1	0	0	0	0	44	0	0	0	0	0	44
Agree	2	0	0	0	0	113	0	0	0	0	0	113
Disagree	3	0	0	0	0	401	0	0	0	0	0	401
Strongly disagree	4	0	0	0	0	336	0	0	0	0	0	336
Don't know	8	0	0	0	0	5	0	0	0	0	0	5
No answer	9	0	0	0	0	13	0	0	0	0	0	13
Not applicable (punches 4-8 in Col. 7)	BK	13,626	354	7,542	353	4,995	1,606	2,992	2,904	2,832	2,817	40,021

D. I would take almost any job to keep working for this organization.

[VAR: STAYORG1]

RESPONSE	PUNCH	YEAR									COL. 1728	
		1972-82	1982B	1983-87	1987B	1988-91	1993	1994	1996	1998	2000	ALL
Strongly agree	1	0	0	0	0	92	0	0	0	0	0	92
Agree	2	0	0	0	0	222	0	0	0	0	0	222
Disagree	3	0	0	0	0	421	0	0	0	0	0	421
Strongly disagree	4	0	0	0	0	142	0	0	0	0	0	142
Don't know	8	0	0	0	0	19	0	0	0	0	0	19
No answer	9	0	0	0	0	16	0	0	0	0	0	16
Not applicable (punches 4-8 in Col. 7)	BK	13,626	354	7,542	353	4,995	1,606	2,992	2,904	2,832	2,817	40,021

E. I find that my values and the organization's values are very similar.

[VAR: SAMEVALS]

RESPONSE	PUNCH	YEAR										COL. 1729
		1972-82	1982B	1983-87	1987B	1988-91	1993	1994	1996	1998	2000	ALL
Strongly agree	1	0	0	0	0	185	0	0	0	0	0	185
Agree	2	0	0	0	0	497	0	0	0	0	0	497
Disagree	3	0	0	0	0	161	0	0	0	0	0	161
Strongly disagree	4	0	0	0	0	34	0	0	0	0	0	34
Don't know	8	0	0	0	0	22	0	0	0	0	0	22
No answer	9	0	0	0	0	13	0	0	0	0	0	13
Not applicable (punches 4-8 in Col. 7)	BK	13,626	354	7,542	353	4,995	1,606	2,992	2,904	2,832	2,817	40,021

F. I am proud to be working for this organization.

[VAR: PROUDORG]

RESPONSE	PUNCH	YEAR										COL. 1730
		1972-82	1982B	1983-87	1987B	1988-91	1993	1994	1996	1998	2000	ALL
Strongly agree	1	0	0	0	0	268	0	0	0	0	0	268
Agree	2	0	0	0	0	532	0	0	0	0	0	532
Disagree	3	0	0	0	0	75	0	0	0	0	0	75
Strongly disagree	4	0	0	0	0	13	0	0	0	0	0	13
Don't know	8	0	0	0	0	11	0	0	0	0	0	11
No answer	9	0	0	0	0	13	0	0	0	0	0	13
Not applicable (punches 4-8 in Col. 7)	BK	13,626	354	7,542	353	4,995	1,606	2,992	2,904	2,832	2,817	40,021

G. I would turn down another job for more pay in order to stay with this organization.

[VAR: STAYORG2]

RESPONSE	PUNCH	YEAR										COL. 1731
		1972-82	1982B	1983-87	1987B	1988-91	1993	1994	1996	1998	2000	ALL
Strongly agree	1	0	0	0	0	113	0	0	0	0	0	113
Agree	2	0	0	0	0	215	0	0	0	0	0	215
Disagree	3	0	0	0	0	376	0	0	0	0	0	376
Strongly disagree	4	0	0	0	0	153	0	0	0	0	0	153
Don't know	8	0	0	0	0	42	0	0	0	0	0	42
No answer	9	0	0	0	0	13	0	0	0	0	0	13
Not applicable (punches 4-8 in Col. 7)	BK	13,626	354	7,542	353	4,995	1,606	2,992	2,904	2,832	2,817	40,021

H. People usually notice when I do my job well.

[VAR: NOTICED]

RESPONSE	PUNCH	YEAR										COL. 1732
		1972-82	1982B	1983-87	1987B	1988-91	1993	1994	1996	1998	2000	ALL
Strongly agree	1	0	0	0	0	222	0	0	0	0	0	222
Agree	2	0	0	0	0	531	0	0	0	0	0	531
Disagree	3	0	0	0	0	101	0	0	0	0	0	101
Strongly disagree	4	0	0	0	0	20	0	0	0	0	0	20
Don't know	8	0	0	0	0	22	0	0	0	0	0	22
No answer	9	0	0	0	0	16	0	0	0	0	0	16
Not applicable (punches 4-8 in Col. 7)	BK	13,626	354	7,542	353	4,995	1,606	2,992	2,904	2,832	2,817	40,021

454. All in all, how likely is it that you will try hard to find a job with another organization within the next 12 months? Would you say you are not at all likely, somewhat likely, or very likely?

[VAR: CHNGEORG]

RESPONSE	PUNCH	YEAR									COL. 1733	
		1972-82	1982B	1983-87	1987B	1988-91	1993	1994	1996	1998	2000	ALL
Not at all likely	1	0	0	0	0	570	0	0	0	0	0	570
Somewhat likely	2	0	0	0	0	176	0	0	0	0	0	176
Very likely	3	0	0	0	0	143	0	0	0	0	0	143
Don't know	8	0	0	0	0	12	0	0	0	0	0	12
No answer	9	0	0	0	0	11	0	0	0	0	0	11
Not applicable (punches 4-8 in Col. 7)	BK	13,626	354	7,542	353	4,995	1,606	2,992	2,904	2,832	2,817	40,021

455. Do you receive any of the earnings from your main job in the form of commissions, bonuses, tips, or overtime?

[VAR: OTHPAY]

RESPONSE	PUNCH	YEAR									COL. 1734	
		1972-82	1982B	1983-87	1987B	1988-91	1993	1994	1996	1998	2000	ALL
Yes	1	0	0	0	0	377	0	0	0	0	0	377
No	2	0	0	0	0	523	0	0	0	0	0	523
No answer	9	0	0	0	0	12	0	0	0	0	0	12
Not applicable (punches 4-8 in Col. 7)	BK	13,626	354	7,542	353	4,995	1,606	2,992	2,904	2,832	2,817	40,021

456. Think about how pay raises are given where you work. Please tell me all statements that apply. Do you feel that raises are given to...

A. All workers regardless of performance.

[VAR: RAISEALL]

RESPONSE	PUNCH	YEAR									COL. 1735	
		1972-82	1982B	1983-87	1987B	1988-91	1993	1994	1996	1998	2000	ALL
Yes	1	0	0	0	0	391	0	0	0	0	0	391
No	2	0	0	0	0	474	0	0	0	0	0	474
Don't know	8	0	0	0	0	8	0	0	0	0	0	8
No answer	9	0	0	0	0	39	0	0	0	0	0	39
Not applicable (punches 4-8 in Col. 7)	BK	13,626	354	7,542	353	4,995	1,606	2,992	2,904	2,832	2,817	40,021

B. Those workers who work hard and perform well.

[VAR: RAISEHRD]

RESPONSE	PUNCH	YEAR									COL. 1736	
		1972-82	1982B	1983-87	1987B	1988-91	1993	1994	1996	1998	2000	ALL
Yes	1	0	0	0	0	579	0	0	0	0	0	579
No	2	0	0	0	0	285	0	0	0	0	0	285
Don't know	8	0	0	0	0	9	0	0	0	0	0	9
No answer	9	0	0	0	0	39	0	0	0	0	0	39
Not applicable (punches 4-8 in Col. 7)	BK	13,626	354	7,542	353	4,995	1,606	2,992	2,904	2,832	2,817	40,021

C. Those workers with some favored relationship with the boss.

[VAR: RAISEFAV]

RESPONSE	PUNCH	YEAR									COL. 1737	
		1972-82	1982B	1983-87	1987B	1988-91	1993	1994	1996	1998	2000	ALL
Yes	1	0	0	0	0	254	0	0	0	0	0	254
No	2	0	0	0	0	600	0	0	0	0	0	600
Don't know	8	0	0	0	0	13	0	0	0	0	0	13
No answer	9	0	0	0	0	45	0	0	0	0	0	45
Not applicable (punches 4-8 in Col. 7)	BK	13,626	354	7,542	353	4,995	1,606	2,992	2,904	2,832	2,817	40,021

457. I am going to read a list of fringe benefits that workers sometimes get in addition to their wages. Whether you receive it or not, please tell me whether you are **eligible** to receive each fringe benefit.

A. Medical or hospital insurance.

[VAR: FRINGE1]

RESPONSE	PUNCH	YEAR									COL. 1739	
		1972-82	1982B	1983-87	1987B	1988-91	1993	1994	1996	1998	2000	ALL
Yes	1	0	0	0	0	665	0	0	0	0	0	665
No	2	0	0	0	0	229	0	0	0	0	0	229
Don't know	8	0	0	0	0	4	0	0	0	0	0	4
No answer	9	0	0	0	0	14	0	0	0	0	0	14
Not applicable (punches 4-8 in Col. 7)	BK	13,626	354	7,542	353	4,995	1,606	2,992	2,904	2,832	2,817	40,021

B. Dental care benefits.

[VAR: FRINGE2]

RESPONSE	PUNCH	YEAR									COL. 1740	
		1972-82	1982B	1983-87	1987B	1988-91	1993	1994	1996	1998	2000	ALL
Yes	1	0	0	0	0	493	0	0	0	0	0	493
No	2	0	0	0	0	400	0	0	0	0	0	400
Don't know	8	0	0	0	0	5	0	0	0	0	0	5
No answer	9	0	0	0	0	14	0	0	0	0	0	14
Not applicable (punches 4-8 in Col. 7)	BK	13,626	354	7,542	353	4,995	1,606	2,992	2,904	2,832	2,817	40,021

C. Life insurance.

[VAR: FRINGE3]

RESPONSE	PUNCH	YEAR									COL. 1741	
		1972-82	1982B	1983-87	1987B	1988-91	1993	1994	1996	1998	2000	ALL
Yes	1	0	0	0	0	565	0	0	0	0	0	565
No	2	0	0	0	0	319	0	0	0	0	0	319
Don't know	8	0	0	0	0	14	0	0	0	0	0	14
No answer	9	0	0	0	0	14	0	0	0	0	0	14
Not applicable (punches 4-8 in Col. 7)	BK	13,626	354	7,542	353	4,995	1,606	2,992	2,904	2,832	2,817	40,021

D. Sick leave with full pay.

[VAR: FRINGE4]

RESPONSE	PUNCH	YEAR										COL. 1742
		1972-82	1982B	1983-87	1987B	1988-91	1993	1994	1996	1998	2000	ALL
Yes	1	0	0	0	0	536	0	0	0	0	0	536
No	2	0	0	0	0	353	0	0	0	0	0	353
Don't know	8	0	0	0	0	9	0	0	0	0	0	9
No answer	9	0	0	0	0	14	0	0	0	0	0	14
Not applicable (punches 4-8 in Col. 7)	BK	13,626	354	7,542	353	4,995	1,606	2,992	2,904	2,832	2,817	40,021

E. Maternity or paternity leave with full re-employment rights.

[VAR: FRINGE5]

RESPONSE	PUNCH	YEAR										COL. 1743
		1972-82	1982B	1983-87	1987B	1988-91	1993	1994	1996	1998	2000	ALL
Yes	1	0	0	0	0	468	0	0	0	0	0	468
No	2	0	0	0	0	358	0	0	0	0	0	358
Don't know	8	0	0	0	0	71	0	0	0	0	0	71
No answer	9	0	0	0	0	15	0	0	0	0	0	15
Not applicable (punches 4-8 in Col. 7)	BK	13,626	354	7,542	353	4,995	1,606	2,992	2,904	2,832	2,817	40,021

F. Flexible hours, or flextime scheduling.

[VAR: FRINGE6]

RESPONSE	PUNCH	YEAR										COL. 1744
		1972-82	1982B	1983-87	1987B	1988-91	1993	1994	1996	1998	2000	ALL
Yes	1	0	0	0	0	440	0	0	0	0	0	440
No	2	0	0	0	0	449	0	0	0	0	0	449
Don't know	8	0	0	0	0	9	0	0	0	0	0	9
No answer	9	0	0	0	0	14	0	0	0	0	0	14
Not applicable (punches 4-8 in Col. 7)	BK	13,626	354	7,542	353	4,995	1,606	2,992	2,904	2,832	2,817	40,021

G. Cash or stock bonuses for performance or merit.

[VAR: FRINGE7]

RESPONSE	PUNCH	YEAR										COL. 1745
		1972-82	1982B	1983-87	1987B	1988-91	1993	1994	1996	1998	2000	ALL
Yes	1	0	0	0	0	215	0	0	0	0	0	215
No	2	0	0	0	0	669	0	0	0	0	0	669
Don't know	8	0	0	0	0	14	0	0	0	0	0	14
No answer	9	0	0	0	0	14	0	0	0	0	0	14
Not applicable (punches 4-8 in Col. 7)	BK	13,626	354	7,542	353	4,995	1,606	2,992	2,904	2,832	2,817	40,021

H. A pension or retirement program.

[VAR: FRINGE8]

RESPONSE	PUNCH	YEAR										COL. 1746
		1972-82	1982B	1983-87	1987B	1988-91	1993	1994	1996	1998	2000	ALL
Yes	1	0	0	0	0	507	0	0	0	0	0	507
No	2	0	0	0	0	374	0	0	0	0	0	374
Don't know	8	0	0	0	0	17	0	0	0	0	0	17
No answer	9	0	0	0	0	14	0	0	0	0	0	14
Not applicable (punches 4-8 in Col. 7)	BK	13,626	354	7,542	353	4,995	1,606	2,992	2,904	2,832	2,817	40,021

I. Profit sharing or stock option program.

[VAR: FRINGE9]

RESPONSE	PUNCH	YEAR										COL. 1747
		1972-82	1982B	1983-87	1987B	1988-91	1993	1994	1996	1998	2000	ALL
Yes	1	0	0	0	0	242	0	0	0	0	0	242
No	2	0	0	0	0	640	0	0	0	0	0	640
Don't know	8	0	0	0	0	15	0	0	0	0	0	15
No answer	9	0	0	0	0	15	0	0	0	0	0	15
Not applicable (punches 4-8 in Col. 7)	BK	13,626	354	7,542	353	4,995	1,606	2,992	2,904	2,832	2,817	40,021

J. Information about child care services in the community.

[VAR: FRINGE10]

RESPONSE	PUNCH	YEAR										COL. 1748
		1972-82	1982B	1983-87	1987B	1988-91	1993	1994	1996	1998	2000	ALL
Yes	1	0	0	0	0	178	0	0	0	0	0	178
No	2	0	0	0	0	673	0	0	0	0	0	673
Don't know	8	0	0	0	0	47	0	0	0	0	0	47
No answer	9	0	0	0	0	14	0	0	0	0	0	14
Not applicable (punches 4-8 in Col. 7)	BK	13,626	354	7,542	353	4,995	1,606	2,992	2,904	2,832	2,817	40,021

K. Assistance with the costs of day care for children.

[VAR: FRINGE11]

RESPONSE	PUNCH	YEAR										COL. 1749
		1972-82	1982B	1983-87	1987B	1988-91	1993	1994	1996	1998	2000	ALL
Yes	1	0	0	0	0	67	0	0	0	0	0	67
No	2	0	0	0	0	788	0	0	0	0	0	788
Don't know	8	0	0	0	0	43	0	0	0	0	0	43
No answer	9	0	0	0	0	14	0	0	0	0	0	14
Not applicable (punches 4-8 in Col. 7)	BK	13,626	354	7,542	353	4,995	1,606	2,992	2,904	2,832	2,817	40,021

458. In the last few years, how often would you say that your family or household responsibilities have interfered with your ability to devote full attention to your job? Does this happen frequently, sometimes, seldom or never?

[VAR: JOBVSHME]

RESPONSE	PUNCH	YEAR										COL. 1750
		1972-82	1982B	1983-87	1987B	1988-91	1993	1994	1996	1998	2000	ALL
Frequently	1	0	0	0	0	42	0	0	0	0	0	42
Sometimes	2	0	0	0	0	158	0	0	0	0	0	158
Seldom	3	0	0	0	0	293	0	0	0	0	0	293
Never	4	0	0	0	0	407	0	0	0	0	0	407
No answer	9	0	0	0	0	12	0	0	0	0	0	12
Not applicable (punches 4-8 in Col. 7)	BK	13,626	354	7,542	353	4,995	1,606	2,992	2,904	2,832	2,817	40,021

459. If an election were held with secret ballots, would you vote for or against having a union represent you?

[VAR: UNVOTE]

RESPONSE	PUNCH	YEAR										COL. 1751	
		1972-82	1982B	1983-87	1987B	1988-91	1993	1994	1996	1998	2000	ALL	
For	1	0	0	0	0	308	0	0	0	0	0	0	308
Against	2	0	0	0	0	548	0	0	0	0	0	0	548
Don't know	8	0	0	0	0	30	0	0	0	0	0	0	30
No answer	9	0	0	0	0	26	0	0	0	0	0	0	26
Not applicable (punches 4-8 in Col. 7)	BK	13,626	354	7,542	353	4,995	1,606	2,992	2,904	2,832	2,817	40,021	

460. In general how would you describe relations in your work place between management and employees? Would you say they are very good, quite good, neither good nor bad, quite bad, or very bad?

[VAR: UNMANREL]

RESPONSE	PUNCH	YEAR										COL. 1752	
		1972-82	1982B	1983-87	1987B	1988-91	1993	1994	1996	1998	2000	ALL	
Very good	1	0	0	0	0	289	0	0	0	0	0	0	289
Quite good	2	0	0	0	0	314	0	0	0	0	0	0	314
Neither good nor bad	3	0	0	0	0	208	0	0	0	0	0	0	208
Quite bad	4	0	0	0	0	40	0	0	0	0	0	0	40
Very bad	5	0	0	0	0	24	0	0	0	0	0	0	24
Don't know	8	0	0	0	0	8	0	0	0	0	0	0	8
No answer	9	0	0	0	0	29	0	0	0	0	0	0	29
Not applicable (punches 4-8 in Col. 7)	BK	13,626	354	7,542	353	4,995	1,606	2,992	2,904	2,832	2,817	40,021	

461. In general how would you describe relations in your work place between coworkers/colleagues?

[VAR: COWRKREL]

RESPONSE	PUNCH	YEAR										COL. 1753	
		1972-82	1982B	1983-87	1987B	1988-91	1993	1994	1996	1998	2000	ALL	
Very good	1	0	0	0	0	378	0	0	0	0	0	0	378
Quite good	2	0	0	0	0	342	0	0	0	0	0	0	342
Neither good nor bad	3	0	0	0	0	122	0	0	0	0	0	0	122
Quite bad	4	0	0	0	0	19	0	0	0	0	0	0	19
Very bad	5	0	0	0	0	3	0	0	0	0	0	0	3
Don't know	8	0	0	0	0	16	0	0	0	0	0	0	16
No answer	9	0	0	0	0	32	0	0	0	0	0	0	32
Not applicable (punches 4-8 in Col. 7)	BK	13,626	354	7,542	353	4,995	1,606	2,992	2,904	2,832	2,817	40,021	

462. How important were each of the following as sources of the skills that you use in your job? Would you say very important, important, somewhat important, or not at all important?

A. Formal Schooling.

[VAR: SCHOOLNG]

RESPONSE	PUNCH	YEAR										COL. 1754	
		1972-82	1982B	1983-87	1987B	1988-91	1993	1994	1996	1998	2000	ALL	
Very important	1	0	0	0	0	337	0	0	0	0	0	0	337
Important	2	0	0	0	0	241	0	0	0	0	0	0	241
Somewhat important	3	0	0	0	0	164	0	0	0	0	0	0	164
Not at all important	4	0	0	0	0	162	0	0	0	0	0	0	162
Don't know	8	0	0	0	0	1	0	0	0	0	0	0	1
No answer	9	0	0	0	0	7	0	0	0	0	0	0	7
Not applicable (punches 4-8 in Col. 7)	BK	13,626	354	7,542	353	4,995	1,606	2,992	2,904	2,832	2,817	40,021	

B. Formal on-the-job training where you work now.

[VAR: TRAINING]

RESPONSE	PUNCH	YEAR									COL.	1755
		1972-82	1982B	1983-87	1987B	1988-91	1993	1994	1996	1998	2000	ALL
Very important	1	0	0	0	0	418	0	0	0	0	0	418
Important	2	0	0	0	0	244	0	0	0	0	0	244
Somewhat important	3	0	0	0	0	113	0	0	0	0	0	113
Not at all important	4	0	0	0	0	124	0	0	0	0	0	124
Don't know	8	0	0	0	0	4	0	0	0	0	0	4
No answer	9	0	0	0	0	9	0	0	0	0	0	9
Not applicable (punches 4-8 in Col. 7)	BK	13,626	354	7,542	353	4,995	1,606	2,992	2,904	2,832	2,817	40,021

C. Informal learning from co-workers or supervisors where you work now.

[VAR: LEARNING]

RESPONSE	PUNCH	YEAR									COL.	1756
		1972-82	1982B	1983-87	1987B	1988-91	1993	1994	1996	1998	2000	ALL
Very important	1	0	0	0	0	295	0	0	0	0	0	295
Important	2	0	0	0	0	353	0	0	0	0	0	353
Somewhat important	3	0	0	0	0	145	0	0	0	0	0	145
Not at all important	4	0	0	0	0	101	0	0	0	0	0	101
Don't know	8	0	0	0	0	6	0	0	0	0	0	6
No answer	9	0	0	0	0	12	0	0	0	0	0	12
Not applicable (punches 4-8 in Col. 7)	BK	13,626	354	7,542	353	4,995	1,606	2,992	2,904	2,832	2,817	40,021

D. Experience or training at a different employer.

[VAR: EXPTRAIN]

RESPONSE	PUNCH	YEAR									COL.	1757
		1972-82	1982B	1983-87	1987B	1988-91	1993	1994	1996	1998	2000	ALL
Very important	1	0	0	0	0	196	0	0	0	0	0	196
Important	2	0	0	0	0	256	0	0	0	0	0	256
Somewhat important	3	0	0	0	0	166	0	0	0	0	0	166
Not at all important	4	0	0	0	0	275	0	0	0	0	0	275
Don't know	8	0	0	0	0	8	0	0	0	0	0	8
No answer	9	0	0	0	0	11	0	0	0	0	0	11
Not applicable (punches 4-8 in Col. 7)	BK	13,626	354	7,542	353	4,995	1,606	2,992	2,904	2,832	2,817	40,021

463. When you are doing your job, do you usually do it in one place (like the same street address) or in several different places?

[VAR: WHEREWRK]

RESPONSE	PUNCH	YEAR									COL.	1758
		1972-82	1982B	1983-87	1987B	1988-91	1993	1994	1996	1998	2000	ALL
Same Place (Skip to Q. 466)	1	0	0	0	0	626	0	0	0	0	0	626
Different places	2	0	0	0	0	279	0	0	0	0	0	279
No answer	9	0	0	0	0	7	0	0	0	0	0	7
Not applicable (punches 4-8 in Col. 7)	BK	13,626	354	7,542	353	4,995	1,606	2,992	2,904	2,832	2,817	40,021

464. On any given day, is there some place where you find out where you will be working?

[VAR: FINDOUT]

RESPONSE	PUNCH	YEAR										COL. 1759
		1972-82	1982B	1983-87	1987B	1988-91	1993	1994	1996	1998	2000	ALL
Yes (Skip to Q. 466)	1	0	0	0	0	191	0	0	0	0	0	191
No	2	0	0	0	0	88	0	0	0	0	0	88
No answer	9	0	0	0	0	7	0	0	0	0	0	7
Not applicable (NAP on Q. 463 or punch 1 in Col. 1758) . BK	13,626	354	7,542	353	5,621	1,606	2,992	2,904	2,832	2,817	40,647	

465. Do you have any kind of base of operations at all?

[VAR: BASEOFOP]

RESPONSE	PUNCH	YEAR										COL. 1760
		1972-82	1982B	1983-87	1987B	1988-91	1993	1994	1996	1998	2000	ALL
Yes	1	0	0	0	0	80	0	0	0	0	0	80
No	2	0	0	0	0	6	0	0	0	0	0	6
No answer	9	0	0	0	0	9	0	0	0	0	0	9
Not applicable (NAP on Q. 464 or punch 1 in Col. 1759) . BK	13,626	354	7,542	353	5,812	1,606	2,992	2,904	2,832	2,817	40,838	

INTERVIEWER: IF RESPONDENT IS NOT MARRIED, OR IS MARRIED BUT SPOUSE IS NOT EMPLOYED, SKIP TO Q. 467

IF RESPONDENT IS MARRIED AND SPOUSE IS EMPLOYED, ASK Q. 466.

466. About how many people work at the **location** where **your (husband/wife)** works? (HAND CARD BY IF NOT ALREADY GIVEN TO R.). Count part-time as well as full-time employees in all areas, departments and buildings.

HAND CARD BY

[VAR: SPLOCNUM]

RESPONSE	PUNCH	YEAR										COL. 1761
		1972-82	1982B	1983-87	1987B	1988-91	1993	1994	1996	1998	2000	ALL
1-9	1	0	0	0	0	126	0	0	0	0	0	126
10-49	2	0	0	0	0	110	0	0	0	0	0	110
50-99	3	0	0	0	0	56	0	0	0	0	0	56
100-499	4	0	0	0	0	100	0	0	0	0	0	100
500-999	5	0	0	0	0	20	0	0	0	0	0	20
1000-1999	6	0	0	0	0	19	0	0	0	0	0	19
more than 2000	7	0	0	0	0	41	0	0	0	0	0	41
Don't know	8	0	0	0	0	30	0	0	0	0	0	30
No answer	9	0	0	0	0	14	0	0	0	0	0	14
Not applicable (punches 2-5 in Col. 33 or punches 4-9 in Col. 38) BK	13,626	354	7,542	353	5,391	1,606	2,992	2,904	2,832	2,817	40,417	

**The 1993 ISSP Module: Culture
(Qs. 467-479)**

467. Some people think that it's important to stand up for your own opinion even if it makes others around you uncomfortable. Others think that it's better to keep your views to yourself if they would make others around you uncomfortable. Which position comes closer to your view?

[VAR: STANDUP]

RESPONSE	PUNCH	YEAR										COL. 1763
		1972-82	1982B	1983-87	1987B	1988-91	1993	1994	1996	1998	2000	ALL
Stand up for your own opinion even if it makes others around you uncomfortable . 1		0	0	0	0	0	890	0	0	0	0	890
Keep your views to yourself if they would make others around you uncomfortable . 2		0	0	0	0	0	607	0	0	0	0	607
Neither 3		0	0	0	0	0	75	0	0	0	0	75
Don't Know 8		0	0	0	0	0	22	0	0	0	0	22
No answer 9		0	0	0	0	0	12	0	0	0	0	12
Not applicable BK		13,626	354	7,542	353	5,907	0	2,992	2,904	2,832	2,817	39,327

468. As I read each of the following statements, please tell me whether you strongly agree, agree, neither agree or disagree, disagree, or strongly disagree with it.

A. You have to take care of yourself first, and if you have any energy left over, then help other people.

[VAR: SELFIRST]

RESPONSE	PUNCH	YEAR										COL. 1764
		1972-82	1982B	1983-87	1987B	1988-91	1993	1994	1996	1998	2000	ALL
Strongly agree 1		0	0	0	0	0	244	0	152	0	0	396
Agree 2		0	0	0	0	0	750	0	502	0	0	1252
Neither agree nor disagree 3		0	0	0	0	0	168	0	176	0	0	344
Disagree 4		0	0	0	0	0	356	0	486	0	0	842
Strongly disagree 5		0	0	0	0	0	70	0	130	0	0	200
Don't know 8		0	0	0	0	0	10	0	13	0	0	23
No answer 9		0	0	0	0	0	8	0	1	0	0	9
Not applicable BK		13,626	354	7,542	353	5,907	0	2,992	1444	2,832	2,817	37,867

B. People should be allowed to accumulate as much wealth as they can even if some make millions while others live in poverty.

[VAR: RICHPOOR]

RESPONSE	PUNCH	YEAR										COL. 1765
		1972-82	1982B	1983-87	1987B	1988-91	1993	1994	1996	1998	2000	ALL
Strongly agree 1		0	0	0	0	0	182	0	0	0	0	182
Agree 2		0	0	0	0	0	725	0	0	0	0	725
Neither agree nor disagree 3		0	0	0	0	0	178	0	0	0	0	178
Disagree 4		0	0	0	0	0	382	0	0	0	0	382
Strongly disagree 5		0	0	0	0	0	91	0	0	0	0	91
Don't know 8		0	0	0	0	0	38	0	0	0	0	38
No answer 9		0	0	0	0	0	10	0	0	0	0	10
Not applicable BK		13,626	354	7,542	353	5,907	0	2,992	2,904	2,832	2,817	39,327

469. Some people think America should promote equal opportunity for all, that is, allowing everyone to compete for jobs and wealth on a fair and even basis. Other people think America should promote equal outcomes, that is, insuring that everyone has a decent standard of living and that there are only small differences in wealth and income between the top and bottom in society. Which do you favor: promoting equal opportunity or promoting equal outcomes?

[VAR: OPOUTCME]

RESPONSE	PUNCH	YEAR								COL. 1766		
		1972-82	1982B	1983-87	1987B	1988-91	1993	1994	1996	1998	2000	ALL
Should promote equal opportunity	1	0	0	0	0	0	1,347	0	0	0	0	1,347
Should promote equal outcomes	2	0	0	0	0	0	194	0	0	0	0	194
Other (SPECIFY)	3	0	0	0	0	0	17	0	0	0	0	17
Don't know	8	0	0	0	0	0	41	0	0	0	0	41
No answer	9	0	0	0	0	0	7	0	0	0	0	7
Not applicable	BK	13,626	354	7,542	353	5,907	0	2,992	2,904	2,832	2,817	39,327

470. A. There is a lot of discussion today about whether Americans are divided or united. Some say that Americans are united and in agreement about the most important values. Others think that Americans are greatly divided when it comes to the most important values. What is your view about this?

[VAR: UNITED]

RESPONSE	PUNCH	YEAR								COL. 1767		
		1972-82	1982B	1983-87	1987B	1988-91	1993	1994	1996	1998	2000	ALL
Americans are united and in agreement about the most important values	1	0	0	0	0	0	518	581	0	0	0	1,099
Americans are greatly divided when it comes to the most important values	2	0	0	0	0	0	1,009	810	0	0	0	1,819
Don't know	8	0	0	0	0	0	73	73	0	0	0	146
No answer	9	0	0	0	0	0	6	10	0	0	0	16
Not applicable	BK	13,626	354	7,542	353	5,907	0	1,518	2,904	2,832	2,817	37,853

B. Sometimes people are asked to make great sacrifices for others in their family by caring for an elderly parent or a spouse who is seriously ill or injured. When someone is asked to give such care, is it their obligation to do so, or should they give care only if they really want to?

[VAR: OBTOHELP]

RESPONSE	PUNCH	YEAR								COL. 1768		
		1972-82	1982B	1983-87	1987B	1988-91	1993	1994	1996	1998	2000	ALL
It is their obligation	1	0	0	0	0	0	890	0	0	0	0	890
Give care only if they really want to	2	0	0	0	0	0	626	0	0	0	0	626
Other (SPECIFY)	3	0	0	0	0	0	57	0	0	0	0	57
Don't know	8	0	0	0	0	0	24	0	0	0	0	24
No answer	9	0	0	0	0	0	9	0	0	0	0	9
Not applicable	BK	13,626	354	7,542	353	5,907	0	2,992	2,904	2,832	2,817	39,327

471. I'm going to read some statements that give reasons why a person's life turns out well or poorly. (HAND CARD BZ TO RESPONDENT.) As I read each one, tell me whether you think it is very important, important, somewhat important, or not at all important for how somebody's life turns out?

HAND
CARD
BZ

A. Such things are decided by God.

[VAR: LFEGOD]

RESPONSE	PUNCH	YEAR									COL.	1769
		1972-82	1982B	1983-87	1987B	1988-91	1993	1994	1996	1998	2000	ALL
Very important	1	0	0	0	0	0	372	0	0	0	0	372
Important	2	0	0	0	0	0	450	0	0	0	0	450
Somewhat important	3	0	0	0	0	0	361	0	0	0	0	361
Not at all important	4	0	0	0	0	0	364	0	0	0	0	364
Don't know	8	0	0	0	0	0	47	0	0	0	0	47
No answer	9	0	0	0	0	0	12	0	0	0	0	12
Not applicable	BK	13,626	354	7,542	353	5,907	0	2,992	2,904	2,832	2,817	39,327

B. Some people are born with better genes than others.

[VAR: LFEGENES]

RESPONSE	PUNCH	YEAR									COL.	1770
		1972-82	1982B	1983-87	1987B	1988-91	1993	1994	1996	1998	2000	ALL
Very important	1	0	0	0	0	0	150	0	0	0	0	150
Important	2	0	0	0	0	0	446	0	0	0	0	446
Somewhat important	3	0	0	0	0	0	472	0	0	0	0	472
Not at all important	4	0	0	0	0	0	484	0	0	0	0	484
Don't know	8	0	0	0	0	0	43	0	0	0	0	43
No answer	9	0	0	0	0	0	11	0	0	0	0	11
Not applicable	BK	13,626	354	7,542	353	5,907	0	2,992	2,904	2,832	2,817	39,327

C. Society gives some people a head start and holds others back.

[VAR: LFESOCTY]

RESPONSE	PUNCH	YEAR									COL.	1771
		1972-82	1982B	1983-87	1987B	1988-91	1993	1994	1996	1998	2000	ALL
Very important	1	0	0	0	0	0	213	0	0	0	0	213
Important	2	0	0	0	0	0	598	0	0	0	0	598
Somewhat important	3	0	0	0	0	0	524	0	0	0	0	524
Not at all important	4	0	0	0	0	0	215	0	0	0	0	215
Don't know	8	0	0	0	0	0	44	0	0	0	0	44
No answer	9	0	0	0	0	0	12	0	0	0	0	12
Not applicable	BK	13,626	354	7,542	353	5,907	0	2,992	2,904	2,832	2,817	39,327

D. Some people use their will power and work harder than others.

[VAR: LFEHRDWK]

RESPONSE	PUNCH	YEAR									COL.	1772
		1972-82	1982B	1983-87	1987B	1988-91	1993	1994	1996	1998	2000	ALL
Very important	1	0	0	0	0	0	911	0	0	0	0	911
Important	2	0	0	0	0	0	580	0	0	0	0	580
Somewhat important	3	0	0	0	0	0	70	0	0	0	0	70
Not at all important	4	0	0	0	0	0	20	0	0	0	0	20
Don't know	8	0	0	0	0	0	15	0	0	0	0	15
No answer	9	0	0	0	0	0	10	0	0	0	0	10
Not applicable	BK	13,626	354	7,542	353	5,907	0	2,992	2,904	2,832	2,817	39,327

E. It's just a matter of chance.

[VAR: LFECHNCE]

RESPONSE	PUNCH	YEAR										COL. 1773
		1972-82	1982B	1983-87	1987B	1988-91	1993	1994	1996	1998	2000	ALL
Very important	1	0	0	0	0	0	55	0	0	0	0	55
Important	2	0	0	0	0	0	250	0	0	0	0	250
Somewhat important	3	0	0	0	0	0	591	0	0	0	0	591
Not at all important	4	0	0	0	0	0	668	0	0	0	0	668
Don't know	8	0	0	0	0	0	32	0	0	0	0	32
No answer	9	0	0	0	0	0	10	0	0	0	0	10
Not applicable	BK	13,626	354	7,542	353	5,907	0	2,992	2,904	2,832	2,817	39,327

472. I'm going to read you a list of some types of music. Can you tell me which of the statements on this card comes closest to your feeling about each type of music (HAND CARD BS TO RESPONDENT.) Let's start with big band music. Do you like it very much, like it, have mixed feelings, dislike it, dislike it very much, or is this a type of music that you don't know much about?



A. Big Band/Swing

[VAR: BIGBAND]

RESPONSE	PUNCH	YEAR										COL. 1774
		1972-82	1982B	1983-87	1987B	1988-91	1993	1994	1996	1998	2000	ALL
Like very much	1	0	0	0	0	0	269	0	0	0	0	269
Like it	2	0	0	0	0	0	588	0	0	0	0	588
Mixed feelings	3	0	0	0	0	0	290	0	0	0	0	290
Dislike it	4	0	0	0	0	0	230	0	0	0	0	230
Dislike very much	5	0	0	0	0	0	53	0	0	0	0	53
Don't know much about it	8	0	0	0	0	0	164	0	0	0	0	164
No answer	9	0	0	0	0	0	12	0	0	0	0	12
Not applicable	BK	13,626	354	7,542	353	5,907	0	2,992	2,904	2,832	2,817	39,327

B. Bluegrass

[VAR: BLUGRASS]

RESPONSE	PUNCH	YEAR										COL. 1775
		1972-82	1982B	1983-87	1987B	1988-91	1993	1994	1996	1998	2000	ALL
Like very much	1	0	0	0	0	0	145	0	0	0	0	145
Like it	2	0	0	0	0	0	562	0	0	0	0	562
Mixed feelings	3	0	0	0	0	0	411	0	0	0	0	411
Dislike it	4	0	0	0	0	0	255	0	0	0	0	255
Dislike very much	5	0	0	0	0	0	59	0	0	0	0	59
Don't know much about it	8	0	0	0	0	0	163	0	0	0	0	163
No answer	9	0	0	0	0	0	11	0	0	0	0	11
Not applicable	BK	13,626	354	7,542	353	5,907	0	2,992	2,904	2,832	2,817	39,327

C. Country/Western

[VAR: COUNTRY]

RESPONSE	PUNCH	YEAR										COL. 1776
		1972-82	1982B	1983-87	1987B	1988-91	1993	1994	1996	1998	2000	ALL
Like very much	1	0	0	0	0	0	385	0	0	0	0	385
Like it	2	0	0	0	0	0	592	0	0	0	0	592
Mixed feelings	3	0	0	0	0	0	364	0	0	0	0	364
Dislike it	4	0	0	0	0	0	167	0	0	0	0	167
Dislike very much	5	0	0	0	0	0	66	0	0	0	0	66
Don't know much about it	8	0	0	0	0	0	22	0	0	0	0	22
No answer	9	0	0	0	0	0	10	0	0	0	0	10
Not applicable	BK	13,626	354	7,542	353	5,907	0	2,992	2,904	2,832	2,817	39,327

D. Blues or Rhythm and Blues

[VAR: BLUES]

RESPONSE	PUNCH	YEAR										COL. 1777
		1972-82	1982B	1983-87	1987B	1988-91	1993	1994	1996	1998	2000	ALL
Like very much	1	0	0	0	0	0	221	0	0	0	0	221
Like it	2	0	0	0	0	0	669	0	0	0	0	669
Mixed feelings	3	0	0	0	0	0	367	0	0	0	0	367
Dislike it	4	0	0	0	0	0	220	0	0	0	0	220
Dislike very much	5	0	0	0	0	0	61	0	0	0	0	61
Don't know much about it	8	0	0	0	0	0	56	0	0	0	0	56
No answer	9	0	0	0	0	0	12	0	0	0	0	12
Not applicable	BK	13,626	354	7,542	353	5,907	0	2,992	2,904	2,832	2,817	39,327

E. Broadway musicals/show tunes

[VAR: MUSICALS]

RESPONSE	PUNCH	YEAR										COL. 1778
		1972-82	1982B	1983-87	1987B	1988-91	1993	1994	1996	1998	2000	ALL
Like very much	1	0	0	0	0	0	235	0	0	0	0	235
Like it	2	0	0	0	0	0	562	0	0	0	0	562
Mixed feelings	3	0	0	0	0	0	369	0	0	0	0	369
Dislike it	4	0	0	0	0	0	281	0	0	0	0	281
Dislike very much	5	0	0	0	0	0	68	0	0	0	0	68
Don't know much about it	8	0	0	0	0	0	77	0	0	0	0	77
No answer	9	0	0	0	0	0	14	0	0	0	0	14
Not applicable	BK	13,626	354	7,542	353	5,907	0	2,992	2,904	2,832	2,817	39,327

F. Classical music-symphony & chamber

[VAR: CLASSICL]

RESPONSE	PUNCH	YEAR										COL. 1779
		1972-82	1982B	1983-87	1987B	1988-91	1993	1994	1996	1998	2000	ALL
Like very much	1	0	0	0	0	0	281	0	0	0	0	281
Like it	2	0	0	0	0	0	478	0	0	0	0	478
Mixed feelings	3	0	0	0	0	0	371	0	0	0	0	371
Dislike it	4	0	0	0	0	0	263	0	0	0	0	263
Dislike very much	5	0	0	0	0	0	136	0	0	0	0	136
Don't know much about it	8	0	0	0	0	0	66	0	0	0	0	66
No answer	9	0	0	0	0	0	11	0	0	0	0	11
Not applicable	BK	13,626	354	7,542	353	5,907	0	2,992	2,904	2,832	2,817	39,327

G. Folk music

[VAR: FOLK]

RESPONSE	PUNCH	YEAR										COL. 1780
		1972-82	1982B	1983-87	1987B	1988-91	1993	1994	1996	1998	2000	ALL
Like very much	1	0	0	0	0	0	130	0	0	0	0	130
Like it	2	0	0	0	0	0	553	0	0	0	0	553
Mixed feelings	3	0	0	0	0	0	472	0	0	0	0	472
Dislike it	4	0	0	0	0	0	274	0	0	0	0	274
Dislike very much	5	0	0	0	0	0	87	0	0	0	0	87
Don't know much about it . . .	8	0	0	0	0	0	78	0	0	0	0	78
No answer	9	0	0	0	0	0	12	0	0	0	0	12
Not applicable	BK	13,626	354	7,542	353	5,907	0	2,992	2,904	2,832	2,817	39,327

H. Gospel music

[VAR: GOSPEL]

RESPONSE	PUNCH	YEAR										COL. 1781
		1972-82	1982B	1983-87	1987B	1988-91	1993	1994	1996	1998	2000	ALL
Like very much	1	0	0	0	0	0	356	0	0	0	0	356
Like it	2	0	0	0	0	0	571	0	0	0	0	571
Mixed feelings	3	0	0	0	0	0	364	0	0	0	0	364
Dislike it	4	0	0	0	0	0	197	0	0	0	0	197
Dislike very much	5	0	0	0	0	0	71	0	0	0	0	71
Don't know much about it . . .	8	0	0	0	0	0	35	0	0	0	0	35
No answer	9	0	0	0	0	0	12	0	0	0	0	12
Not applicable	BK	13,626	354	7,542	353	5,907	0	2,992	2,904	2,832	2,817	39,327

I. Jazz

[VAR: JAZZ]

RESPONSE	PUNCH	YEAR										COL. 1782
		1972-82	1982B	1983-87	1987B	1988-91	1993	1994	1996	1998	2000	ALL
Like very much	1	0	0	0	0	0	254	0	0	0	0	254
Like it	2	0	0	0	0	0	540	0	0	0	0	540
Mixed feelings	3	0	0	0	0	0	393	0	0	0	0	393
Dislike it	4	0	0	0	0	0	297	0	0	0	0	297
Dislike very much	5	0	0	0	0	0	69	0	0	0	0	69
Don't know much about it . . .	8	0	0	0	0	0	38	0	0	0	0	38
No answer	9	0	0	0	0	0	15	0	0	0	0	15
Not applicable	BK	13,626	354	7,542	353	5,907	0	2,992	2,904	2,832	2,817	39,327

J. Latin/Mariachi/Salsa

[VAR: LATIN]

RESPONSE	PUNCH	YEAR										COL. 1783
		1972-82	1982B	1983-87	1987B	1988-91	1993	1994	1996	1998	2000	ALL
Like very much	1	0	0	0	0	0	85	0	0	0	0	85
Like it	2	0	0	0	0	0	325	0	0	0	0	325
Mixed feelings	3	0	0	0	0	0	416	0	0	0	0	416
Dislike it	4	0	0	0	0	0	403	0	0	0	0	403
Dislike very much	5	0	0	0	0	0	144	0	0	0	0	144
Don't know much about it . . .	8	0	0	0	0	0	221	0	0	0	0	221
No answer	9	0	0	0	0	0	12	0	0	0	0	12
Not applicable	BK	13,626	354	7,542	353	5,907	0	2,992	2,904	2,832	2,817	39,327

K. Mood/easy listening

[VAR: MOODEASY]

RESPONSE	PUNCH	YEAR										COL. 1784
		1972-82	1982B	1983-87	1987B	1988-91	1993	1994	1996	1998	2000	ALL
Like very much	1	0	0	0	0	0	251	0	0	0	0	251
Like it	2	0	0	0	0	0	698	0	0	0	0	698
Mixed feelings	3	0	0	0	0	0	323	0	0	0	0	323
Dislike it	4	0	0	0	0	0	200	0	0	0	0	200
Dislike very much	5	0	0	0	0	0	49	0	0	0	0	49
Don't know much about it . . .	8	0	0	0	0	0	72	0	0	0	0	72
No answer	9	0	0	0	0	0	13	0	0	0	0	13
Not applicable	BK	13,626	354	7,542	353	5,907	0	2,992	2,904	2,832	2,817	39,327

L. New age/space music

[VAR: NEWAGE]

RESPONSE	PUNCH	YEAR										COL. 1785
		1972-82	1982B	1983-87	1987B	1988-91	1993	1994	1996	1998	2000	ALL
Like very much	1	0	0	0	0	0	48	0	0	0	0	48
Like it	2	0	0	0	0	0	186	0	0	0	0	186
Mixed feelings	3	0	0	0	0	0	269	0	0	0	0	269
Dislike it	4	0	0	0	0	0	429	0	0	0	0	429
Dislike very much	5	0	0	0	0	0	368	0	0	0	0	368
Don't know much about it . . .	8	0	0	0	0	0	292	0	0	0	0	292
No answer	9	0	0	0	0	0	14	0	0	0	0	14
Not applicable	BK	13,626	354	7,542	353	5,907	0	2,992	2,904	2,832	2,817	39,327

M. Opera

[VAR: OPERA]

RESPONSE	PUNCH	YEAR										COL. 1786
		1972-82	1982B	1983-87	1987B	1988-91	1993	1994	1996	1998	2000	ALL
Like very much	1	0	0	0	0	0	73	0	0	0	0	73
Like it	2	0	0	0	0	0	257	0	0	0	0	257
Mixed feelings	3	0	0	0	0	0	359	0	0	0	0	359
Dislike it	4	0	0	0	0	0	515	0	0	0	0	515
Dislike very much	5	0	0	0	0	0	306	0	0	0	0	306
Don't know much about it . . .	8	0	0	0	0	0	83	0	0	0	0	83
No answer	9	0	0	0	0	0	13	0	0	0	0	13
Not applicable	BK	13,626	354	7,542	353	5,907	0	2,992	2,904	2,832	2,817	39,327

N. Rap music

[VAR: RAP]

RESPONSE	PUNCH	YEAR										COL. 1787
		1972-82	1982B	1983-87	1987B	1988-91	1993	1994	1996	1998	2000	ALL
Like very much	1	0	0	0	0	0	44	0	0	0	0	44
Like it	2	0	0	0	0	0	159	0	0	0	0	159
Mixed feelings	3	0	0	0	0	0	284	0	0	0	0	284
Dislike it	4	0	0	0	0	0	433	0	0	0	0	433
Dislike very much	5	0	0	0	0	0	614	0	0	0	0	614
Don't know much about it . . .	8	0	0	0	0	0	61	0	0	0	0	61
No answer	9	0	0	0	0	0	11	0	0	0	0	11
Not applicable	BK	13,626	354	7,542	353	5,907	0	2,992	2,904	2,832	2,817	39,327

O. Reggae

[VAR: REGGAE]

RESPONSE	PUNCH	YEAR										COL. 1788
		1972-82	1982B	1983-87	1987B	1988-91	1993	1994	1996	1998	2000	ALL
Like very much	1	0	0	0	0	0	84	0	0	0	0	84
Like it	2	0	0	0	0	0	362	0	0	0	0	362
Mixed feelings	3	0	0	0	0	0	340	0	0	0	0	340
Dislike it	4	0	0	0	0	0	297	0	0	0	0	297
Dislike very much	5	0	0	0	0	0	217	0	0	0	0	217
Don't know much about it	8	0	0	0	0	0	295	0	0	0	0	295
No answer	9	0	0	0	0	0	11	0	0	0	0	11
Not applicable	BK	13,626	354	7,542	353	5,907	0	2,992	2,904	2,832	2,817	39,327

P. Contemporary pop/rock

[VAR: CONROCK]

RESPONSE	PUNCH	YEAR										COL. 1789
		1972-82	1982B	1983-87	1987B	1988-91	1993	1994	1996	1998	2000	ALL
Like very much	1	0	0	0	0	0	206	0	0	0	0	206
Like it	2	0	0	0	0	0	645	0	0	0	0	645
Mixed feelings	3	0	0	0	0	0	296	0	0	0	0	296
Dislike it	4	0	0	0	0	0	245	0	0	0	0	245
Dislike very much	5	0	0	0	0	0	152	0	0	0	0	152
Don't know much about it	8	0	0	0	0	0	50	0	0	0	0	50
No answer	9	0	0	0	0	0	12	0	0	0	0	12
Not applicable	BK	13,626	354	7,542	353	5,907	0	2,992	2,904	2,832	2,817	39,327

Q. Oldies rock

[VAR: OLDIES]

RESPONSE	PUNCH	YEAR										COL. 1790
		1972-82	1982B	1983-87	1987B	1988-91	1993	1994	1996	1998	2000	ALL
Like very much	1	0	0	0	0	0	405	0	0	0	0	405
Like it	2	0	0	0	0	0	688	0	0	0	0	688
Mixed feelings	3	0	0	0	0	0	213	0	0	0	0	213
Dislike it	4	0	0	0	0	0	172	0	0	0	0	172
Dislike very much	5	0	0	0	0	0	77	0	0	0	0	77
Don't know much about it	8	0	0	0	0	0	41	0	0	0	0	41
No answer	9	0	0	0	0	0	10	0	0	0	0	10
Not applicable	BK	13,626	354	7,542	353	5,907	0	2,992	2,904	2,832	2,817	39,327

R. Heavy metal

[VAR: HVYMETAL]

RESPONSE	PUNCH	YEAR										COL. 1791
		1972-82	1982B	1983-87	1987B	1988-91	1993	1994	1996	1998	2000	ALL
Like very much	1	0	0	0	0	0	48	0	0	0	0	48
Like it	2	0	0	0	0	0	123	0	0	0	0	123
Mixed feelings	3	0	0	0	0	0	189	0	0	0	0	189
Dislike it	4	0	0	0	0	0	400	0	0	0	0	400
Dislike very much	5	0	0	0	0	0	766	0	0	0	0	766
Don't know much about it	8	0	0	0	0	0	70	0	0	0	0	70
No answer	9	0	0	0	0	0	10	0	0	0	0	10
Not applicable	BK	13,626	354	7,542	353	5,907	0	2,992	2,904	2,832	2,817	39,327

REMARKS: HARD CARD CA contained responses 1-8. See GSS Social Change Report No. 37.

473. Next I'd like to ask about some leisure or recreational activities that people do during their free time. As I read each activity, can you tell me if it is something you have done in the past twelve months? Let's begin with attending an amateur or professional sports event. Did you do that within the past twelve months?

A. Attend an amateur or professional sports event.

[VAR: ATTSPRTS]

RESPONSE	PUNCH	YEAR										COL. 1792
		1972-82	1982B	1983-87	1987B	1988-91	1993	1994	1996	1998	2000	ALL
Yes	1	0	0	0	0	0	855	0	0	0	0	855
No	2	0	0	0	0	0	739	0	0	0	0	739
Don't know	8	0	0	0	0	0	2	0	0	0	0	2
No answer	9	0	0	0	0	0	10	0	0	0	0	10
Not applicable	BK	13,626	354	7,542	353	5,907	0	2,992	2,904	2,832	2,817	39,327

B. Visit an art museum or gallery.

[VAR: VISITART]

RESPONSE	PUNCH	YEAR										COL. 1793
		1972-82	1982B	1983-87	1987B	1988-91	1993	1994	1996	1998	2000	ALL
Yes	1	0	0	0	0	0	646	0	0	527	0	1173
No	2	0	0	0	0	0	947	0	0	907	0	1854
Don't know	8	0	0	0	0	0	1	0	0	1	0	2
No answer	9	0	0	0	0	0	12	0	0	10	0	22
Not applicable	BK	13,626	354	7,542	353	5,907	0	2,992	2,904	1,387	2,817	37,882

C. Make art or craft objects such as pottery, woodworking, quilts, or paintings.

[VAR: MAKEART]

RESPONSE	PUNCH	YEAR										COL. 1794
		1972-82	1982B	1983-87	1987B	1988-91	1993	1994	1996	1998	2000	ALL
Yes	1	0	0	0	0	0	642	0	0	544	0	1186
No	2	0	0	0	0	0	951	0	0	890	0	1841
Don't know	8	0	0	0	0	0	1	0	0	0	0	1
No answer	9	0	0	0	0	0	12	0	0	11	0	23
Not applicable	BK	13,626	354	7,542	353	5,907	0	2,992	2,904	1,387	2,817	37,882

D. Go to an auto, stock car, or motorcycle race.

[VAR: AUTORACE]

RESPONSE	PUNCH	YEAR										COL. 1795
		1972-82	1982B	1983-87	1987B	1988-91	1993	1994	1996	1998	2000	ALL
Yes	1	0	0	0	0	0	245	0	0	0	0	245
No	2	0	0	0	0	0	1348	0	0	0	0	1348
Don't know	8	0	0	0	0	0	1	0	0	0	0	1
No answer	9	0	0	0	0	0	12	0	0	0	0	12
Not applicable	BK	13,626	354	7,542	353	5,907	0	2,992	2,904	2,832	2,817	39,327

E. Go camping, hiking, or canoeing.

[VAR: CAMPING]

RESPONSE	PUNCH	YEAR										COL. 1796
		1972-82	1982B	1983-87	1987B	1988-91	1993	1994	1996	1998	2000	ALL
Yes	1	0	0	0	0	0	664	0	0	0	0	664
No	2	0	0	0	0	0	929	0	0	0	0	929
Don't know	8	0	0	0	0	0	1	0	0	0	0	1
No answer	9	0	0	0	0	0	12	0	0	0	0	12
Not applicable	BK	13,626	354	7,542	353	5,907	0	2,992	2,904	2,832	2,817	39,327

F. Grow vegetables, flowers, or shrubs in a garden.

[VAR: GARDEN]

RESPONSE	PUNCH	YEAR										COL. 1797
		1972-82	1982B	1983-87	1987B	1988-91	1993	1994	1996	1998	2000	ALL
Yes	1	0	0	0	0	0	965	0	0	0	0	965
No	2	0	0	0	0	0	629	0	0	0	0	629
Don't know	8	0	0	0	0	0	1	0	0	0	0	1
No answer	9	0	0	0	0	0	11	0	0	0	0	11
Not applicable	BK	13,626	354	7,542	353	5,907	0	2,992	2,904	2,832	2,817	39,327

G. Go to a live ballet or dance performance, not including school performances.

[VAR: DANCE]

RESPONSE	PUNCH	YEAR										COL. 1798
		1972-82	1982B	1983-87	1987B	1988-91	1993	1994	1996	1998	2000	ALL
Yes	1	0	0	0	0	0	314	0	0	283	0	597
No	2	0	0	0	0	0	1,279	0	0	1,151	0	2,430
Don't know	8	0	0	0	0	0	1	0	0	0	0	1
No answer	9	0	0	0	0	0	12	0	0	11	0	23
Not applicable	BK	13,626	354	7,542	353	5,907	0	2,992	2,904	1,387	2,817	37,882

H. Go to a classical music or opera performance, not including school performances.

[VAR: GOMUSIC]

RESPONSE	PUNCH	YEAR										COL. 1799
		1972-82	1982B	1983-87	1987B	1988-91	1993	1994	1996	1998	2000	ALL
Yes	1	0	0	0	0	0	254	0	0	243	0	497
No	2	0	0	0	0	0	1,338	0	0	1,192	0	2,530
Don't know	8	0	0	0	0	0	1	0	0	0	0	1
No answer	9	0	0	0	0	0	13	0	0	10	0	23
Not applicable	BK	13,626	354	7,542	353	5,907	0	2,992	2,904	1,387	2,817	37,882

I. Go hunting or fishing.

[VAR: HUNTFISH]

RESPONSE	PUNCH	YEAR										COL. 1800
		1972-82	1982B	1983-87	1987B	1988-91	1993	1994	1996	1998	2000	ALL
Yes	1	0	0	0	0	0	560	0	0	0	0	560
No	2	0	0	0	0	0	1,031	0	0	0	0	1,031
Don't know	8	0	0	0	0	0	1	0	0	0	0	1
No answer	9	0	0	0	0	0	14	0	0	0	0	14
Not applicable	BK	13,626	354	7,542	353	5,907	0	2,992	2,904	2,832	2,817	39,327

J. Take part in a music, dance, or theatrical performance.

[VAR: PERFORM]

RESPONSE	PUNCH	YEAR										COL. 1801
		1972-82	1982B	1983-87	1987B	1988-91	1993	1994	1996	1998	2000	ALL
Yes	1	0	0	0	0	0	154	0	0	152	0	306
No	2	0	0	0	0	0	1,436	0	0	1,280	0	2,716
Don't know	8	0	0	0	0	0	1	0	0	0	0	1
No answer	9	0	0	0	0	0	15	0	0	13	0	28
Not applicable	BK	13,626	354	7,542	353	5,907	0	2,992	2,904	1,387	2,817	37,882

K. Participate in any sports activity such as softball, basketball, swimming, golf, bowling, skiing, or tennis.

[VAR: DOSPORTS]

RESPONSE	PUNCH	YEAR										COL. 1802
		1972-82	1982B	1983-87	1987B	1988-91	1993	1994	1996	1998	2000	ALL
Yes	1	0	0	0	0	0	901	0	0	0	0	901
No	2	0	0	0	0	0	693	0	0	0	0	693
Don't know	8	0	0	0	0	0	1	0	0	0	0	1
No answer	9	0	0	0	0	0	11	0	0	0	0	11
Not applicable	BK	13,626	354	7,542	353	5,907	0	2,992	2,904	2,832	2,817	39,327

L. Go out to see a movie in a theater.

[VAR: SEEMOVIE]

RESPONSE	PUNCH	YEAR										COL. 1803
		1972-82	1982B	1983-87	1987B	1988-91	1993	1994	1996	1998	2000	ALL
Yes	1	0	0	0	0	0	1,114	0	0	952	0	2,066
No	2	0	0	0	0	0	480	0	0	481	0	961
Don't know	8	0	0	0	0	0	1	0	0	0	0	1
No answer	9	0	0	0	0	0	11	0	0	12	0	23
Not applicable	BK	13,626	354	7,542	353	5,907	0	2,992	2,904	1,387	2,817	37,882

M. Record a TV program so you could watch it later.

[VAR: USEVCR]

RESPONSE	PUNCH	YEAR										COL. 1804
		1972-82	1982B	1983-87	1987B	1988-91	1993	1994	1996	1998	2000	ALL
Yes	1	0	0	0	0	0	951	0	0	0	0	951
No	2	0	0	0	0	0	643	0	0	0	0	643
Don't know	8	0	0	0	0	0	1	0	0	0	0	1
No answer	9	0	0	0	0	0	11	0	0	0	0	11
Not applicable	BK	13,626	354	7,542	353	5,907	0	2,992	2,904	2,832	2,817	39,327

N. Play a musical instrument like a piano, guitar, or violin.

[VAR: PLYMUSIC]

RESPONSE	PUNCH	YEAR										COL. 1805
		1972-82	1982B	1983-87	1987B	1988-91	1993	1994	1996	1998	2000	ALL
Yes	1	0	0	0	0	0	372	0	0	337	0	709
No	2	0	0	0	0	0	1,218	0	0	1,095	0	2,313
Don't know	8	0	0	0	0	0	1	0	0	0	0	1
No answer	9	0	0	0	0	0	15	0	0	13	0	28
Not applicable	BK	13,626	354	7,542	353	5,907	0	2,992	2,904	1,387	2,817	37,882

474. I'll now ask about some different kinds of television shows. Would you tell me how often you watch prime-time drama or situation comedy programs? Would you say every day, several times a week, several times a month, rarely, or never?

A. Prime-time drama or situation comedy programs.

[VAR: TV SHOWS]

RESPONSE	PUNCH	YEAR									COL.	1806
		1972-82	1982B	1983-87	1987B	1988-91	1993	1994	1996	1998	2000	ALL
Every day	1	0	0	0	0	0	336	0	0	0	0	336
Several times a week	2	0	0	0	0	0	587	0	0	0	0	587
Several times a month	3	0	0	0	0	0	275	0	0	0	0	275
Rarely	4	0	0	0	0	0	296	0	0	0	0	296
Never	5	0	0	0	0	0	101	0	0	0	0	101
Don't know	8	0	0	0	0	0	3	0	0	0	0	3
No answer	9	0	0	0	0	0	8	0	0	0	0	8
Not applicable	BK	13,626	354	7,542	353	5,907	0	2,992	2,904	2,832	2,817	39,327

B. World or national news programs.

[VAR: TVNEWS]

RESPONSE	PUNCH	YEAR									COL.	1807
		1972-82	1982B	1983-87	1987B	1988-91	1993	1994	1996	1998	2000	ALL
Every day	1	0	0	0	0	0	1,024	0	0	0	0	1,024
Several times a week	2	0	0	0	0	0	344	0	0	0	0	344
Several times a month	3	0	0	0	0	0	100	0	0	0	0	100
Rarely	4	0	0	0	0	0	89	0	0	0	0	89
Never	5	0	0	0	0	0	40	0	0	0	0	40
Don't know	8	0	0	0	0	0	1	0	0	0	0	1
No answer	9	0	0	0	0	0	8	0	0	0	0	8
Not applicable	BK	13,626	354	7,542	353	5,907	0	2,992	2,904	2,832	2,817	39,327

C. Programs shown on public television.

[VAR: TVPBS]

RESPONSE	PUNCH	YEAR									COL.	1808
		1972-82	1982B	1983-87	1987B	1988-91	1993	1994	1996	1998	2000	ALL
Every day	1	0	0	0	0	0	298	0	0	0	0	298
Several times a week	2	0	0	0	0	0	477	0	0	0	0	477
Several times a month	3	0	0	0	0	0	351	0	0	0	0	351
Rarely	4	0	0	0	0	0	307	0	0	0	0	307
Never	5	0	0	0	0	0	158	0	0	0	0	158
Don't know	8	0	0	0	0	0	7	0	0	0	0	7
No answer	9	0	0	0	0	0	8	0	0	0	0	8
Not applicable	BK	13,626	354	7,542	353	5,907	0	2,992	2,904	2,832	2,817	39,327

475. I'm going to read several statements. After I read each one, please tell me whether you strongly agree, agree, disagree, or strongly disagree with it. For example, ...

A. Only a few people have the knowledge and ability to judge excellence in the arts.

[VAR: JUDGEART]

RESPONSE	PUNCH	YEAR									COL.	1809
		1972-82	1982B	1983-87	1987B	1988-91	1993	1994	1996	1998	2000	ALL
Strongly agree	1	0	0	0	0	0	87	0	0	98	0	185
Agree	2	0	0	0	0	0	642	0	0	439	0	1,081
Disagree	3	0	0	0	0	0	614	0	0	526	0	1,140
Strongly disagree	4	0	0	0	0	0	139	0	0	213	0	352
Don't know	8	0	0	0	0	0	107	0	0	156	0	263
No answer	9	0	0	0	0	0	17	0	0	13	0	30
Not applicable	BK	13,626	354	7,542	353	5,907	0	2,992	2,904	1,387	2,817	37,882

B. I trust the judgment of the teachers and professors who decide what high school and college students should be reading.

[VAR: TRSTPROF]

RESPONSE	PUNCH	YEAR								COL. 1810		
		1972-82	1982B	1983-87	1987B	1988-91	1993	1994	1996	1998	2000	ALL
Strongly agree	1	0	0	0	0	0	69	0	0	65	0	134
Agree	2	0	0	0	0	0	886	0	0	772	0	1,658
Disagree	3	0	0	0	0	0	482	0	0	408	0	890
Strongly disagree	4	0	0	0	0	0	75	0	0	112	0	187
Don't know	8	0	0	0	0	0	81	0	0	74	0	155
No answer	9	0	0	0	0	0	13	0	0	14	0	27
Not applicable	BK	13,626	354	7,542	353	5,907	0	2,992	2,904	1387	2,817	37,882

C. High schools and colleges make students spend too much time reading "classics" that have little relevance in today's world.

[VAR: CLASSICS]

RESPONSE	PUNCH	YEAR								COL. 1819		
		1972-82	1982B	1983-87	1987B	1988-91	1993	1994	1996	1998	2000	ALL
Strongly agree	1	0	0	0	0	0	59	0	0	0	0	59
Agree	2	0	0	0	0	0	483	0	0	0	0	483
Disagree	3	0	0	0	0	0	761	0	0	0	0	761
Strongly disagree	4	0	0	0	0	0	128	0	0	0	0	128
Don't know	8	0	0	0	0	0	160	0	0	0	0	160
No answer	9	0	0	0	0	0	15	0	0	0	0	15
Not applicable	BK	13,626	354	7,542	353	5,907	0	2,992	2,904	2,832	2,817	39,327

D. The greatest books are universal in their appeal: there is no "white literature," "black literature," or "Asian literature," there is only human literature.

[VAR: GRTBOOKS]

RESPONSE	PUNCH	YEAR								COL. 1820		
		1972-82	1982B	1983-87	1987B	1988-91	1993	1994	1996	1998	2000	ALL
Strongly agree	1	0	0	0	0	0	189	0	0	0	0	189
Agree	2	0	0	0	0	0	938	0	0	0	0	938
Disagree	3	0	0	0	0	0	295	0	0	0	0	295
Strongly disagree	4	0	0	0	0	0	34	0	0	0	0	34
Don't know	8	0	0	0	0	0	133	0	0	0	0	133
No answer	9	0	0	0	0	0	17	0	0	0	0	17
Not applicable	BK	13,626	354	7,542	353	5,907	0	2,992	2,904	2,832	2,817	39,327

E. Modern painting is just slapped on: a child could do it.

[VAR: MODPAINT]

RESPONSE	PUNCH	YEAR								COL. 1821		
		1972-82	1982B	1983-87	1987B	1988-91	1993	1994	1996	1998	2000	ALL
Strongly agree	1	0	0	0	0	0	72	0	0	60	0	132
Agree	2	0	0	0	0	0	528	0	0	335	0	863
Disagree	3	0	0	0	0	0	720	0	0	695	0	1415
Strongly disagree	4	0	0	0	0	0	153	0	0	184	0	337
Don't know	8	0	0	0	0	0	117	0	0	154	0	271
No answer	9	0	0	0	0	0	16	0	0	17	0	33
Not applicable	BK	13,626	354	7,542	353	5,907	0	2,992	2,904	1387	2,817	37,882

F. It is better for everyone if English is the only language used in the public schools.

[VAR: ENGLISH]

RESPONSE	PUNCH	YEAR								COL. 1822		
		1972-82	1982B	1983-87	1987B	1988-91	1993	1994	1996	1998	2000	ALL
Strongly agree	1	0	0	0	0	0	174	0	0	0	0	174
Agree	2	0	0	0	0	0	567	0	0	0	0	567
Disagree	3	0	0	0	0	0	655	0	0	0	0	655
Strongly disagree	4	0	0	0	0	0	141	0	0	0	0	141
Don't know	8	0	0	0	0	0	56	0	0	0	0	56
No answer	9	0	0	0	0	0	13	0	0	0	0	13
Not applicable	BK	13,626	354	7,542	353	5,907	0	2,992	2,904	2,832	2,817	39,327

G. It is a shame when traditional American literature is ignored while other works are promoted because they are by women or by members of minority groups.

[VAR: PCLIT]

RESPONSE	PUNCH	YEAR								COL. 1823		
		1972-82	1982B	1983-87	1987B	1988-91	1993	1994	1996	1998	2000	ALL
Strongly agree	1	0	0	0	0	0	115	0	0	129	0	244
Agree	2	0	0	0	0	0	834	0	0	546	0	1,380
Disagree	3	0	0	0	0	0	412	0	0	446	0	858
Strongly disagree	4	0	0	0	0	0	58	0	0	88	0	146
Don't know	8	0	0	0	0	0	172	0	0	213	0	385
No answer	9	0	0	0	0	0	15	0	0	23	0	38
Not applicable	BK	13,626	354	7,542	353	5,907	0	2,992	2,904	1387	2,817	37,882

H. Artistic excellence can be found in popular and folk culture just as much as in the fine arts.

[VAR: EXCELART]

RESPONSE	PUNCH	YEAR								COL. 1824		
		1972-82	1982B	1983-87	1987B	1988-91	1993	1994	1996	1998	2000	ALL
Strongly agree	1	0	0	0	0	0	182	0	0	0	0	182
Agree	2	0	0	0	0	0	1208	0	0	0	0	1208
Disagree	3	0	0	0	0	0	67	0	0	0	0	67
Strongly disagree	4	0	0	0	0	0	6	0	0	0	0	6
Don't know	8	0	0	0	0	0	130	0	0	0	0	130
No answer	9	0	0	0	0	0	13	0	0	0	0	13
Not applicable	BK	13,626	354	7,542	353	5,907	0	2,992	2,904	2,832	2,817	39,327

I. I would feel uncomfortable entertaining people I don't know well in my home.

[VAR: HOSTHOME]

RESPONSE	PUNCH	YEAR								COL. 1825		
		1972-82	1982B	1983-87	1987B	1988-91	1993	1994	1996	1998	2000	ALL
Strongly agree	1	0	0	0	0	0	116	0	0	0	0	116
Agree	2	0	0	0	0	0	727	0	0	0	0	727
Disagree	3	0	0	0	0	0	619	0	0	0	0	619
Strongly disagree	4	0	0	0	0	0	98	0	0	0	0	98
Don't know	8	0	0	0	0	0	32	0	0	0	0	32
No answer	9	0	0	0	0	0	14	0	0	0	0	14
Not applicable	BK	13,626	354	7,542	353	5,907	0	2,992	2,904	2,832	2,817	39,327

476. I'm going to read seven qualities one might look for in a personal friend. All of the qualities may be desirable ones for a personal friend, but I'm interested in those that are most important to you. (HAND CARD CB TO RESPONDENT.) As I read each one, could you tell me whether it is extremely important, very important, fairly important, not too important, or not at all important.

HAND CARD CB

A. Creative.

[VAR: FRDCREAT]

RESPONSE	PUNCH	YEAR							COL. 1826			
		1972-82	1982B	1983-87	1987B	1988-91	1993	1994	1996	1998	2000	ALL
Extremely important	1	0	0	0	0	0	61	0	0	0	0	61
Very important	2	0	0	0	0	0	308	0	0	0	0	308
Fairly important	3	0	0	0	0	0	593	0	0	0	0	593
Not too important	4	0	0	0	0	0	472	0	0	0	0	472
Not at all important	5	0	0	0	0	0	135	0	0	0	0	135
Don't know	8	0	0	0	0	0	24	0	0	0	0	24
No answer	9	0	0	0	0	0	13	0	0	0	0	13
Not applicable	BK	13,626	354	7,542	353	5,907	0	2,992	2,904	2,832	2,817	39,327

B. Cultured.

[VAR: FRDCULTR]

RESPONSE	PUNCH	YEAR							COL. 1827			
		1972-82	1982B	1983-87	1987B	1988-91	1993	1994	1996	1998	2000	ALL
Extremely important	1	0	0	0	0	0	52	0	0	0	0	52
Very important	2	0	0	0	0	0	275	0	0	0	0	275
Fairly important	3	0	0	0	0	0	596	0	0	0	0	596
Not too important	4	0	0	0	0	0	494	0	0	0	0	494
Not at all important	5	0	0	0	0	0	148	0	0	0	0	148
Don't know	8	0	0	0	0	0	26	0	0	0	0	26
No answer	9	0	0	0	0	0	15	0	0	0	0	15
Not applicable	BK	13,626	354	7,542	353	5,907	0	2,992	2,904	2,832	2,817	39,327

C. Dynamic.

[VAR: FRDDYNAM]

RESPONSE	PUNCH	YEAR							COL. 1828			
		1972-82	1982B	1983-87	1987B	1988-91	1993	1994	1996	1998	2000	ALL
Extremely important	1	0	0	0	0	0	50	0	0	0	0	50
Very important	2	0	0	0	0	0	254	0	0	0	0	254
Fairly important	3	0	0	0	0	0	591	0	0	0	0	591
Not too important	4	0	0	0	0	0	520	0	0	0	0	520
Not at all important	5	0	0	0	0	0	135	0	0	0	0	135
Don't know	8	0	0	0	0	0	41	0	0	0	0	41
No answer	9	0	0	0	0	0	15	0	0	0	0	15
Not applicable	BK	13,626	354	7,542	353	5,907	0	2,992	2,904	2,832	2,817	39,327

D. Fun-loving.

[VAR: FRDFUN]

RESPONSE	PUNCH	YEAR										COL. 1829
		1972-82	1982B	1983-87	1987B	1988-91	1993	1994	1996	1998	2000	ALL
Extremely important	1	0	0	0	0	0	274	0	0	0	0	274
Very important	2	0	0	0	0	0	791	0	0	0	0	791
Fairly important	3	0	0	0	0	0	433	0	0	0	0	433
Not too important	4	0	0	0	0	0	70	0	0	0	0	70
Not at all important	5	0	0	0	0	0	16	0	0	0	0	16
Don't know	8	0	0	0	0	0	10	0	0	0	0	10
No answer	9	0	0	0	0	0	12	0	0	0	0	12
Not applicable	BK	13,626	354	7,542	353	5,907	0	2,992	2,904	2,832	2,817	39,327

E. Honest.

[VAR: FRDHONST]

RESPONSE	PUNCH	YEAR										COL. 1830
		1972-82	1982B	1983-87	1987B	1988-91	1993	1994	1996	1998	2000	ALL
Extremely important	1	0	0	0	0	0	1176	0	0	0	0	1176
Very important	2	0	0	0	0	0	382	0	0	0	0	382
Fairly important	3	0	0	0	0	0	25	0	0	0	0	25
Not too important	4	0	0	0	0	0	4	0	0	0	0	4
Not at all important	5	0	0	0	0	0	0	0	0	0	0	0
Don't know	8	0	0	0	0	0	6	0	0	0	0	6
No answer	9	0	0	0	0	0	13	0	0	0	0	13
Not applicable	BK	13,626	354	7,542	353	5,907	0	2,992	2,904	2,832	2,817	39,327

F. Intelligent.

[VAR: FRDINTEL]

RESPONSE	PUNCH	YEAR										COL. 1831
		1972-82	1982B	1983-87	1987B	1988-91	1993	1994	1996	1998	2000	ALL
Extremely important	1	0	0	0	0	0	245	0	0	0	0	245
Very important	2	0	0	0	0	0	531	0	0	0	0	531
Fairly important	3	0	0	0	0	0	576	0	0	0	0	576
Not too important	4	0	0	0	0	0	205	0	0	0	0	205
Not at all important	5	0	0	0	0	0	25	0	0	0	0	25
Don't know	8	0	0	0	0	0	12	0	0	0	0	12
No answer	9	0	0	0	0	0	12	0	0	0	0	12
Not applicable	BK	13,626	354	7,542	353	5,907	0	2,992	2,904	2,832	2,817	39,327

G. Responsible.

[VAR: FRDRESP]

RESPONSE	PUNCH	YEAR										COL. 1832
		1972-82	1982B	1983-87	1987B	1988-91	1993	1994	1996	1998	2000	ALL
Extremely important	1	0	0	0	0	0	712	0	0	0	0	712
Very important	2	0	0	0	0	0	706	0	0	0	0	706
Fairly important	3	0	0	0	0	0	146	0	0	0	0	146
Not too important	4	0	0	0	0	0	19	0	0	0	0	19
Not at all important	5	0	0	0	0	0	3	0	0	0	0	3
Don't know	8	0	0	0	0	0	9	0	0	0	0	9
No answer	9	0	0	0	0	0	11	0	0	0	0	11
Not applicable	BK	13,626	354	7,542	353	5,907	0	2,992	2,904	2,832	2,817	39,327

477. I'm going to read you a list of some things that different people value. Some people say these things are very important to them. Other people say they are not so important. Please tell me how important each things is to you personally, using the responses on this card (HAND CARD BU TO RESPONDENT). How about being financially secure? Is it one of the most important values you hold, very important, somewhat important, not too important, or not at all important?

HAND CARD CD

A. Being financially secure.

[VAR: IMPFINAN]

RESPONSE	PUNCH	YEAR									COL. 1833	
		1972-82	1982B	1983-87	1987B	1988-91	1993	1994	1996	1998	2000	ALL
One of the most important . . . 1		0	0	0	0	0	427	0	0	0	0	427
Very important 2		0	0	0	0	0	817	0	0	0	0	817
Somewhat important 3		0	0	0	0	0	290	0	0	0	0	290
Not too important 4		0	0	0	0	0	49	0	0	0	0	49
Not at all important 5		0	0	0	0	0	6	0	0	0	0	6
Don't know 8		0	0	0	0	0	5	0	0	0	0	5
No answer 9		0	0	0	0	0	12	0	0	0	0	12
Not applicable BK	13,626	354	7,542	353	5,907	0	2,992	2,904	2,832	2,817	39,327	

B. Being married.

[VAR: IMPMAR]

RESPONSE	PUNCH	YEAR									COL. 1834	
		1972-82	1982B	1983-87	1987B	1988-91	1993	1994	1996	1998	2000	ALL
One of the most important . . . 1		0	0	0	0	0	305	0	0	0	0	305
Very important 2		0	0	0	0	0	501	0	0	0	0	501
Somewhat important 3		0	0	0	0	0	350	0	0	0	0	350
Not too important 4		0	0	0	0	0	282	0	0	0	0	282
Not at all important 5		0	0	0	0	0	149	0	0	0	0	149
Don't know 8		0	0	0	0	0	6	0	0	0	0	6
No answer 9		0	0	0	0	0	13	0	0	0	0	13
Not applicable BK	13,626	354	7,542	353	5,907	0	2,992	2,904	2,832	2,817	39,327	

C. Having children.

[VAR: IMPKIDS]

RESPONSE	PUNCH	YEAR									COL. 1835	
		1972-82	1982B	1983-87	1987B	1988-91	1993	1994	1996	1998	2000	ALL
One of the most important . . . 1		0	0	0	0	0	375	0	0	0	0	375
Very important 2		0	0	0	0	0	609	0	0	0	0	609
Somewhat important 3		0	0	0	0	0	306	0	0	0	0	306
Not too important 4		0	0	0	0	0	169	0	0	0	0	169
Not at all important 5		0	0	0	0	0	125	0	0	0	0	125
Don't know 8		0	0	0	0	0	8	0	0	0	0	8
No answer 9		0	0	0	0	0	14	0	0	0	0	14
Not applicable BK	13,626	354	7,542	353	5,907	0	2,992	2,904	2,832	2,817	39,327	

D. Having faith in God.

[VAR: IMPGOD]

RESPONSE	PUNCH	YEAR										COL. 1836
		1972-82	1982B	1983-87	1987B	1988-91	1993	1994	1996	1998	2000	ALL
One of the most important . . . 1		0	0	0	0	0	733	0	0	0	0	733
Very important 2		0	0	0	0	0	506	0	0	0	0	506
Somewhat important 3		0	0	0	0	0	189	0	0	0	0	189
Not too important 4		0	0	0	0	0	90	0	0	0	0	90
Not at all important 5		0	0	0	0	0	68	0	0	0	0	68
Don't know 8		0	0	0	0	0	6	0	0	0	0	6
No answer 9		0	0	0	0	0	14	0	0	0	0	14
Not applicable BK	13,626	354	7,542	353	5,907	0	2,992	2,904	2,832	2,817	39,327	

E. Having nice things.

[VAR: IMPTHNGS]

RESPONSE	PUNCH	YEAR										COL. 1837
		1972-82	1982B	1983-87	1987B	1988-91	1993	1994	1996	1998	2000	ALL
One of the most important . . . 1		0	0	0	0	0	69	0	0	0	0	69
Very important 2		0	0	0	0	0	343	0	0	0	0	343
Somewhat important 3		0	0	0	0	0	736	0	0	0	0	736
Not too important 4		0	0	0	0	0	361	0	0	0	0	361
Not at all important 5		0	0	0	0	0	76	0	0	0	0	76
Don't know 8		0	0	0	0	0	4	0	0	0	0	4
No answer 9		0	0	0	0	0	17	0	0	0	0	17
Not applicable BK	13,626	354	7,542	353	5,907	0	2,992	2,904	2,832	2,817	39,327	

F. Being cultured.

[VAR: IMPCULTR]

RESPONSE	PUNCH	YEAR										COL. 1838
		1972-82	1982B	1983-87	1987B	1988-91	1993	1994	1996	1998	2000	ALL
One of the most important . . . 1		0	0	0	0	0	60	0	0	0	0	60
Very important 2		0	0	0	0	0	388	0	0	0	0	388
Somewhat important 3		0	0	0	0	0	687	0	0	0	0	687
Not too important 4		0	0	0	0	0	333	0	0	0	0	333
Not at all important 5		0	0	0	0	0	99	0	0	0	0	99
Don't know 8		0	0	0	0	0	20	0	0	0	0	20
No answer 9		0	0	0	0	0	19	0	0	0	0	19
Not applicable BK	13,626	354	7,542	353	5,907	0	2,992	2,904	2,832	2,817	39,327	

G. Having a fulfilling job.

[VAR: IMPJOB]

RESPONSE	PUNCH	YEAR										COL. 1839
		1972-82	1982B	1983-87	1987B	1988-91	1993	1994	1996	1998	2000	ALL
One of the most important . . . 1		0	0	0	0	0	337	0	0	0	0	337
Very important 2		0	0	0	0	0	892	0	0	0	0	892
Somewhat important 3		0	0	0	0	0	257	0	0	0	0	257
Not too important 4		0	0	0	0	0	67	0	0	0	0	67
Not at all important 5		0	0	0	0	0	32	0	0	0	0	32
Don't know 8		0	0	0	0	0	7	0	0	0	0	7
No answer 9		0	0	0	0	0	14	0	0	0	0	14
Not applicable BK	13,626	354	7,542	353	5,907	0	2,992	2,904	2,832	2,817	39,327	

H. Being self-sufficient and not having to depend on others.

[VAR: IMPSELF]

RESPONSE	PUNCH	YEAR										COL. 1840
		1972-82	1982B	1983-87	1987B	1988-91	1993	1994	1996	1998	2000	ALL
One of the most important . . . 1		0	0	0	0	0	705	0	0	0	0	705
Very important 2		0	0	0	0	0	716	0	0	0	0	716
Somewhat important 3		0	0	0	0	0	141	0	0	0	0	141
Not too important 4		0	0	0	0	0	24	0	0	0	0	24
Not at all important 5		0	0	0	0	0	2	0	0	0	0	2
Don't know 8		0	0	0	0	0	6	0	0	0	0	6
No answer 9		0	0	0	0	0	12	0	0	0	0	12
Not applicable BK		13,626	354	7,542	353	5,907	0	2,992	2,904	2,832	2,817	39,327

478. The next questions concern how people think about the past. There have been a lot of national and world events and changes over the past 60 years--say, from about 1930 right up until today. Would you mention one or two such events or changes that seem to you to have been especially important? There aren't any right or wrong answers to the question--just whatever national or world events or changes over the past 60 years that come to mind as important to you.

IF ONLY ONE MENTION ASK:

Is there any other national or world event or change over the past 60 years that you feel was especially important?

[VAR: MOSTIMP1]

RESPONSE	PUNCH	YEAR							COL. 1841-1843			
		1972-82	1982B	1983-87	1987B	1988-91	1993	1994	1996	1998	2000	ALL
1	1	0	0	0	0	0	18	0	0	0	0	18
2	2	0	0	0	0	0	28	0	0	0	0	28
3	3	0	0	0	0	0	48	0	0	0	0	48
5	5	0	0	0	0	0	14	0	0	0	0	14
6	6	0	0	0	0	0	99	0	0	0	0	99
18	18	0	0	0	0	0	20	0	0	0	0	20
19	19	0	0	0	0	0	16	0	0	0	0	16
21	21	0	0	0	0	0	36	0	0	0	0	36
22	22	0	0	0	0	0	9	0	0	0	0	9
23	23	0	0	0	0	0	6	0	0	0	0	6
24	24	0	0	0	0	0	1	0	0	0	0	1
25	25	0	0	0	0	0	1	0	0	0	0	1
26	26	0	0	0	0	0	6	0	0	0	0	6
29	29	0	0	0	0	0	12	0	0	0	0	12
30	30	0	0	0	0	0	10	0	0	0	0	10
31	31	0	0	0	0	0	48	0	0	0	0	3
32	32	0	0	0	0	0	91	0	0	0	0	48
33	33	0	0	0	0	0	3	0	0	0	0	91
34	34	0	0	0	0	0	5	0	0	0	0	3
35	35	0	0	0	0	0	9	0	0	0	0	5
36	36	0	0	0	0	0	6	0	0	0	0	9
37	37	0	0	0	0	0	0	0	0	0	0	6
38	38	0	0	0	0	0	2	0	0	0	0	0
39	39	0	0	0	0	0	42	0	0	0	0	2
40	40	0	0	0	0	0	17	0	0	42	0	84
41	41	0	0	0	0	0	9	0	0	0	0	17
42	42	0	0	0	0	0	87	0	0	0	0	9
43	43	0	0	0	0	0	16	0	0	0	0	87
44	44	0	0	0	0	0	4	0	0	0	0	16
45	45	0	0	0	0	0	6	0	0	0	0	4
46	46	0	0	0	0	0	0	0	0	0	0	6
47	47	0	0	0	0	0	1	0	0	0	0	0
48	48	0	0	0	0	0	0	0	0	0	0	1
49	49	0	0	0	0	0	1	0	0	0	0	0
50	50	0	0	0	0	0	277	0	0	0	0	1
51	51	0	0	0	0	0	54	0	0	0	0	0
52	52	0	0	0	0	0	3	0	0	0	0	1
53	53	0	0	0	0	0	1	0	0	0	0	0
54	54	0	0	0	0	0	0	0	0	0	0	0
55	55	0	0	0	0	0	22	0	0	0	0	11
56	56	0	0	0	0	0	0	0	0	0	0	277
57	57	0	0	0	0	0	0	0	0	0	0	54
58	58	0	0	0	0	0	0	0	0	0	0	3
59	59	0	0	0	0	0	0	0	0	0	0	1
60	60	0	0	0	0	0	0	0	0	0	0	0
61	61	0	0	0	0	0	0	0	0	0	0	22
62	62	0	0	0	0	0	2	0	0	0	0	0
63	63	0	0	0	0	0	1	0	0	0	0	2
64	64	0	0	0	0	0	4	0	0	0	0	1
65	65	0	0	0	0	0	0	0	0	0	0	4
66	66	0	0	0	0	0	4	0	0	0	0	0
67	67	0	0	0	0	0	0	0	0	0	0	4
68	68	0	0	0	0	0	1	0	0	0	0	0
69	69	0	0	0	0	0	4	0	0	0	0	1
70	70	0	0	0	0	0	6	0	0	0	0	4
71	71	0	0	0	0	0	216	0	0	0	0	6
72	72	0	0	0	0	0	3	0	0	0	0	216
73	73	0	0	0	0	0	77	0	0	0	0	3
74	74	0	0	0	0	0	0	0	0	0	0	77
75	75	0	0	0	0	0	1	0	0	0	0	0
76	76	0	0	0	0	0	0	0	0	0	0	1
77	77	0	0	0	0	0	14	0	0	0	0	0
78	78	0	0	0	0	0	0	0	0	0	0	14
79	79	0	0	0	0	0	52	0	0	0	0	52
141	141	0	0	0	0	0	1	0	0	0	0	1
144	144	0	0	0	0	0	11	0	0	0	0	11
150	150	0	0	0	0	0	3	0	0	0	0	3
Other	990	0	0	0	0	0	41	0	0	0	0	41
Personal	995	0	0	0	0	0	29	0	0	0	0	29
None	996	0	0	0	0	0	9	0	0	0	0	9
Don't know	998	0	0	0	0	0	78	0	0	0	0	78
No answer	999	0	0	0	0	0	21	0	0	0	0	21

Not applicable BK 13,626 354 7,542 353 5,907 0 2,992 2,904 2,832 2,817 39,327

[VAR: MOSTIMP2]

RESPONSE	PUNCH	YEAR										COL. 1844-1846
		1972-82	1982B	1983-87	1987B	1988-91	1993	1994	1996	1998	2000	
1	1	0	0	0	0	0	17	0	0	0	0	17
2	2	0	0	0	0	0	45	0	0	0	0	45
3	3	0	0	0	0	0	36	0	0	0	0	36
5	5	0	0	0	0	0	19	0	0	0	0	19
6	6	0	0	0	0	0	106	0	0	0	0	106
18	18	0	0	0	0	0	28	0	0	0	0	28
19	19	0	0	0	0	0	24	0	0	0	0	24
21	21	0	0	0	0	0	23	0	0	0	0	23
22	22	0	0	0	0	0	3	0	0	0	0	3
23	23	0	0	0	0	0	4	0	0	0	0	4
24	24	0	0	0	0	0	0	0	0	0	0	0
25	25	0	0	0	0	0	1	0	0	0	0	1
26	26	0	0	0	0	0	20	0	0	0	0	20
29	29	0	0	0	0	0	13	0	0	0	0	13
30	30	0	0	0	0	0	4	0	0	0	0	4
31	31	0	0	0	0	0	32	0	0	0	0	32
32	32	0	0	0	0	0	95	0	0	0	0	95
33	33	0	0	0	0	0	3	0	0	0	0	3
34	34	0	0	0	0	0	4	0	0	0	0	4
35	35	0	0	0	0	0	18	0	0	0	0	18
36	36	0	0	0	0	0	6	0	0	0	0	6
37	37	0	0	0	0	0	2	0	0	0	0	2
38	38	0	0	0	0	0	1	0	0	0	0	1
39	39	0	0	0	0	0	44	0	0	0	0	44
40	40	0	0	0	0	0	16	0	0	0	0	16
41	41	0	0	0	0	0	4	0	0	0	0	4
42	42	0	0	0	0	0	62	0	0	0	0	62
43	43	0	0	0	0	0	15	0	0	0	0	15
44	44	0	0	0	0	0	8	0	0	0	0	8
45	45	0	0	0	0	0	0	0	0	0	0	0
46	46	0	0	0	0	0	0	0	0	0	0	0
47	47	0	0	0	0	0	0	0	0	0	0	0
48	48	0	0	0	0	0	1	0	0	0	0	1
49	49	0	0	0	0	0	4	0	0	0	0	4
50	50	0	0	0	0	0	190	0	0	0	0	190
51	51	0	0	0	0	0	48	0	0	0	0	48
52	52	0	0	0	0	0	6	0	0	0	0	6
53	53	0	0	0	0	0	2	0	0	0	0	2
54	54	0	0	0	0	0	0	0	0	0	0	0
55	55	0	0	0	0	0	22	0	0	0	0	22
60	60	0	0	0	0	0	1	0	0	0	0	1
61	61	0	0	0	0	0	2	0	0	0	0	2
62	62	0	0	0	0	0	1	0	0	0	0	1
63	63	0	0	0	0	0	0	0	0	0	0	0
64	64	0	0	0	0	0	2	0	0	0	0	2
65	65	0	0	0	0	0	0	0	0	0	0	0
66	66	0	0	0	0	0	3	0	0	0	0	3
67	67	0	0	0	0	0	0	0	0	0	0	0
68	68	0	0	0	0	0	11	0	0	0	0	11
69	69	0	0	0	0	0	1	0	0	0	0	1
70	70	0	0	0	0	0	1	0	0	0	0	1
71	71	0	0	0	0	0	77	0	0	0	0	77
72	72	0	0	0	0	0	5	0	0	0	0	5
73	73	0	0	0	0	0	61	0	0	0	0	61
74	74	0	0	0	0	0	0	0	0	0	0	0
75	75	0	0	0	0	0	7	0	0	0	0	7
76	76	0	0	0	0	0	1	0	0	0	0	1
77	77	0	0	0	0	0	9	0	0	0	0	9
79	79	0	0	0	0	0	22	0	0	0	0	22
141	141	0	0	0	0	0	3	0	0	0	0	3
143	143	0	0	0	0	0	2	0	0	0	0	2
144	144	0	0	0	0	0	11	0	0	0	0	11
150	150	0	0	0	0	0	7	0	0	0	0	7
Other	990	0	0	0	0	0	84	0	0	0	0	84
Personal	995	0	0	0	0	0	28	0	0	0	0	28
None	996	0	0	0	0	0	0	0	0	0	0	0
Don't know	998	0	0	0	0	0	94	0	0	0	0	94
No answer	999	0	0	0	0	0	21	0	0	0	0	21
Not applicable	BK	13,626	354	7,542	353	5,907	226	2,992	2,904	2,832	2,817	39,553

[VAR: MOSTIMP3]

RESPONSE	PUNCH	YEAR								COL. 1847-1849		ALL
		1972-82	1982B	1983-87	1987B	1988-91	1993	1994	1996	1998	2000	
1	1	0	0	0	0	0	3	0	0	0	0	3
2	2	0	0	0	0	0	19	0	0	0	0	19
3	3	0	0	0	0	0	15	0	0	0	0	15
5	5	0	0	0	0	0	1	0	0	0	0	1
6	6	0	0	0	0	0	31	0	0	0	0	31
18	18	0	0	0	0	0	7	0	0	0	0	7
19	19	0	0	0	0	0	8	0	0	0	0	8
21	21	0	0	0	0	0	3	0	0	0	0	3
22	22	0	0	0	0	0	0	0	0	0	0	0
23	23	0	0	0	0	0	0	0	0	0	0	0
24	24	0	0	0	0	0	0	0	0	0	0	0
25	25	0	0	0	0	0	0	0	0	0	0	0
26	26	0	0	0	0	0	9	0	0	0	0	9
29	29	0	0	0	0	0	2	0	0	0	0	2
30	30	0	0	0	0	0	0	0	0	0	0	0
31	31	0	0	0	0	0	7	0	0	0	0	7
32	32	0	0	0	0	0	26	0	0	0	0	26
33	33	0	0	0	0	0	3	0	0	0	0	3
34	34	0	0	0	0	0	2	0	0	0	0	2
35	35	0	0	0	0	0	5	0	0	0	0	5
36	36	0	0	0	0	0	2	0	0	0	0	2
37	37	0	0	0	0	0	0	0	0	0	0	0
38	38	0	0	0	0	0	3	0	0	0	0	3
39	39	0	0	0	0	0	11	0	0	0	0	11
40	40	0	0	0	0	0	16	0	0	0	0	16
41	41	0	0	0	0	0	2	0	0	0	0	2
42	42	0	0	0	0	0	20	0	0	0	0	20
43	43	0	0	0	0	0	8	0	0	0	0	8
44	44	0	0	0	0	0	6	0	0	0	0	6
45	45	0	0	0	0	0	3	0	0	0	0	3
46	46	0	0	0	0	0	0	0	0	0	0	0
47	47	0	0	0	0	0	0	0	0	0	0	0
48	48	0	0	0	0	0	3	0	0	0	0	3
49	49	0	0	0	0	0	0	0	0	0	0	0
50	50	0	0	0	0	0	41	0	0	0	0	41
51	51	0	0	0	0	0	13	0	0	0	0	13
52	52	0	0	0	0	0	1	0	0	0	0	1
53	53	0	0	0	0	0	2	0	0	0	0	2
54	54	0	0	0	0	0	1	0	0	0	0	1
55	55	0	0	0	0	0	22	0	0	0	0	22
61	61	0	0	0	0	0	1	0	0	0	0	1
62	62	0	0	0	0	0	1	0	0	0	0	1
63	63	0	0	0	0	0	0	0	0	0	0	0
64	64	0	0	0	0	0	3	0	0	0	0	3
65	65	0	0	0	0	0	1	0	0	0	0	1
66	66	0	0	0	0	0	2	0	0	0	0	2
67	67	0	0	0	0	0	0	0	0	0	0	0
68	68	0	0	0	0	0	0	0	0	0	0	0
69	69	0	0	0	0	0	3	0	0	0	0	3
70	70	0	0	0	0	0	0	0	0	0	0	0
71	71	0	0	0	0	0	17	0	0	0	0	17
72	72	0	0	0	0	0	3	0	0	0	0	3
73	73	0	0	0	0	0	23	0	0	0	0	23
74	74	0	0	0	0	0	0	0	0	0	0	0
75	75	0	0	0	0	0	0	0	0	0	0	0
76	76	0	0	0	0	0	0	0	0	0	0	0
77	77	0	0	0	0	0	2	0	0	0	0	2
79	79	0	0	0	0	0	2	0	0	0	0	2
150	150	0	0	0	0	0	2	0	0	0	0	2
Other	990	0	0	0	0	0	27	0	0	0	0	27
Personal	995	0	0	0	0	0	9	0	0	0	0	9
None	996	0	0	0	0	0	0	0	0	0	0	0
Don't know	998	0	0	0	0	0	8	0	0	0	0	8
No answer	999	0	0	0	0	0	21	0	0	0	0	21
Not applicable	BK	13,626	354	7,542	353	5,907	1,186	2,992	2,904	2,832	2,817	40,513

[VAR: MOSTIMP4]

RESPONSE	PUNCH	YEAR									COL. 1850-1852	
		1972-82	1982B	1983-87	1987B	1988-91	1993	1994	1996	1998	2000	ALL
1	1	0	0	0	0	0	1	0	0	0	0	1
2	2	0	0	0	0	0	3	0	0	0	0	3
3	3	0	0	0	0	0	3	0	0	0	0	3
5	5	0	0	0	0	0	0	0	0	0	0	0
6	6	0	0	0	0	0	5	0	0	0	0	5
18	18	0	0	0	0	0	6	0	0	0	0	6
19	19	0	0	0	0	0	2	0	0	0	0	2
21	21	0	0	0	0	0	2	0	0	0	0	2
22	22	0	0	0	0	0	0	0	0	0	0	0
23	23	0	0	0	0	0	0	0	0	0	0	0
24	24	0	0	0	0	0	0	0	0	0	0	0
25	25	0	0	0	0	0	0	0	0	0	0	0
26	26	0	0	0	0	0	3	0	0	0	0	3
29	29	0	0	0	0	0	1	0	0	0	0	1
30	30	0	0	0	0	0	0	0	0	0	0	0
31	31	0	0	0	0	0	3	0	0	0	0	3
32	32	0	0	0	0	0	7	0	0	0	0	7
33	33	0	0	0	0	0	0	0	0	0	0	0
34	34	0	0	0	0	0	2	0	0	0	0	2
35	35	0	0	0	0	0	0	0	0	0	0	0
37	37	0	0	0	0	0	0	0	0	0	0	0
38	38	0	0	0	0	0	0	0	0	0	0	0
39	39	0	0	0	0	0	7	0	0	0	0	7
40	40	0	0	0	0	0	16	0	0	0	0	16
41	41	0	0	0	0	0	0	0	0	0	0	0
42	42	0	0	0	0	0	6	0	0	0	0	6
43	43	0	0	0	0	0	2	0	0	0	0	2
44	44	0	0	0	0	0	3	0	0	0	0	3
45	45	0	0	0	0	0	0	0	0	0	0	0
46	46	0	0	0	0	0	0	0	0	0	0	0
47	47	0	0	0	0	0	0	0	0	0	0	0
48	48	0	0	0	0	0	0	0	0	0	0	0
49	49	0	0	0	0	0	0	0	0	0	0	0
50	50	0	0	0	0	0	12	0	0	0	0	12
51	51	0	0	0	0	0	3	0	0	0	0	3
52	52	0	0	0	0	0	1	0	0	0	0	1
53	53	0	0	0	0	0	0	0	0	0	0	0
54	54	0	0	0	0	0	0	0	0	0	0	0
55	55	0	0	0	0	0	22	0	0	0	0	22
61	61	0	0	0	0	0	0	0	0	0	0	0
62	62	0	0	0	0	0	0	0	0	0	0	0
63	63	0	0	0	0	0	0	0	0	0	0	0
64	64	0	0	0	0	0	1	0	0	0	0	1
65	65	0	0	0	0	0	0	0	0	0	0	0
66	66	0	0	0	0	0	0	0	0	0	0	0
67	67	0	0	0	0	0	0	0	0	0	0	0
68	68	0	0	0	0	0	0	0	0	0	0	0
69	69	0	0	0	0	0	0	0	0	0	0	0
70	70	0	0	0	0	0	0	0	0	0	0	0
71	71	0	0	0	0	0	5	0	0	0	0	5
72	72	0	0	0	0	0	0	0	0	0	0	0
73	73	0	0	0	0	0	9	0	0	0	0	9
74	74	0	0	0	0	0	0	0	0	0	0	0
75	75	0	0	0	0	0	1	0	0	0	0	1
76	76	0	0	0	0	0	0	0	0	0	0	0
77	77	0	0	0	0	0	1	0	0	0	0	1
79	79	0	0	0	0	0	1	0	0	0	0	1
Other	990	0	0	0	0	0	8	0	0	0	0	8
995	995	0	0	0	0	0	1	0	0	0	0	1
996	996	0	0	0	0	0	0	0	0	0	0	0
Don't know	998	0	0	0	0	0	1	0	0	0	0	1
No answer	999	0	0	0	0	0	21	0	0	0	0	21
Not applicable	BK	13,626	354	7,542	353	5,907	1,447	2,992	2,904	2,832	2,817	40,774

REMARKS: Punches given for MOSTIMP1-4 refer to the codes listed below.

EVENT MASTER CODE LIST

AREAS OF DOMESTIC ACTIVITY (INDUSTRIES)

01... Atomic Energy or Nuclear Power; Nuclear Reactors; Nuclear Waste; Safe/Unsafe (Fear of Nuclear War/Arms Race--Code 77)

02... Medicine; Health Care; General Development And Specific Advances/Inventions (Polio Vaccines)

03... Communication/Media; Television; Radio; Telephone; Transportation: General level of development or specific Advances/Inventions (Jet Planes, Etc.)

05... Education; More/Less OR Better/Worse (Desegregation/Busing--Code 32)

06... Space Exploration; Moon Landing; Shuttle Flights; NASA Accomplishments and Problems/Failures; Effects on Life

18... Computers/Robotics; Other Electronic/Technological/Automation Advantages or Problems; More/Less jobs due to changes resulting from use of Computers/Robotics/Automation.

19... Technological Changes in Home and Daily Living, NEC/Indoor Plumbing; (Telephone, Television--Code 03)

U.S. ECONOMY IN GENERAL

21... Depression of 1930s; "Stock Market Crash of '29" (Include Negative Effects on all Aspects of Life Caused by The Depression)

22... Social Security, Any Mentions; Creation of Social Security System

23... Unemployment (Except 18 or 21); Employment; Labor Unions

24... Farm Problems; Crops/Livestock; Farm Prices/Subsidies; Physical/Financial Hardships; Incl. Technological Changes in Farming; Grain Embargo

25... Oil Industry -- General or Specific References; Oil Embargo; Oil or Gasoline Shortages

26... Environment; Mentions of Improvements/Worsening in air, water, Endangered Species, Etc.

29... Other Recent or Current Mentions of Economic Difficulties; Including Recession/Inflation/Prices

30... Other Recent or Current Mentions or Economic Improvements

150.. Welfare State; Government Help/Programs to Assist and Care for People; Positive mentions

OTHER DOMESTIC ISSUES AND SOCIETAL CHANGES

31... Women's Movement/ERA/Geraldine Ferraro/Pro Abortion (All Positive Mentions Only)

32... Civil Rights/Racial Issues; Desegregation/Affirmative Action

33... Women's Movement/Anti-Abortion (All Negative Mentions Only)

34... Civil Rights: (Negative Mentions Only)

- 35... AIDS epidemic
- 36... Rodney King Beating; Los Angeles Rebellion
- 37... Negative Attitudinal Change (Use Code 39 If It Applies)
- 38... Positive Attitudinal Change
- 39... Moral Decline In Society; Social Revolution; Drug Use; Crime
Lack of Patriotism; Loss of Prayer in the Schools
- 40... Religion (Positive Mentions Only)

SIGNIFICANT LEADERSHIP

(General Reference--Code the specific changes Affected by
leaders under topic area)

- 41... Presidency/Administration of FRANKLIN D. ROOSEVELT; FDR
- 42... Assassination of JOHN KENNEDY; "JFK" (See also Code 49)
- 43... Leadership or Assassination of DR. MARTIN LUTHER KING
(If emphasis is on advances in Civil Rights, Code 32)
- 44... Presidency/Administration/Resignation of NIXON (WATERGATE)
- 45... Election/Administration of REAGAN
- 46... Presidency/Administration of TRUMAN
- 47... Election of Present/Polish Pope (JOHN PAUL)
- 48... Presidency/Administration of CARTER
- 49... Presidency/Administration of KENNEDY (SEE CODE 42 for Murder)
- 140... Presidency/Administration of EISENHOWER
- 141... Presidency/Administration of JOHNSON
- 142... Presidency/Administration of FORD
- 143... Presidency/Administration of BUSH
- 144... Presidency/Administration of CLINTON

INTERNATIONAL RELATIONS/ISSUES (EXCEPT ARMED CONFLICT)

- 50... Fall of Communism/Breakup of USSR/Fall of Berlin Wall/End of Cold War
- 51... Persian Gulf Conflict/Iraq/Desert Storm/Saddam Hussein
- 52... Reunification of Germany
- 53... Somalia Famine/Rescue Mission in Somalia
- 54... War in Yugoslavia/Bosnia/Serbia

55...Miscellaneous Foreign (Not Elsewhere Classified)

61...World Hunger/Famine; INCL. "Live Aid"/Ethiopian Famine
(Except Somalia, SEE CODE 53)

62...Immigration in USA; Foreigners Taking Jobs

63...Olympics; Include 1980 Boycott (Munich Terrorist Attack CODE 75)

64...Israel; Creation of State in 1948; U.S. Treaties and Relationship with Israel (See Also CODE 76)

65...South Africa; Apartheid

66...U.S.S.R. (Russia); U.S. Relations With U.S.S.R. (Except 67 and 77); Cold War; "Spread of Communism,"
NES; NOTE CODE 50)

67...Shooting Down of Korean Airliner KAL007

68...Peace Movement; Concern For World Peace

69...United Nations; Creation/Success of/Failure

WAR AND ARMED CONFLICTS/WEAPONS DEVELOPMENT

70...World War I (The Great War)

71... World War II; Pearl Harbor; Hiroshima/Nagasaki (If Emphasis on Development of Atomic Weapons, CODE 77)

72...Korean War

73...Viet Nam War

74...Central American Conflict; Panama/Grenada Invasion

75...Terrorism/Hostage Crises; Iran Hostages; Hijackings

76...Middle East Conflict; Lebanon/Libya/Palestinians; Iran-Iraq War

77...Nuclear War/Arms Race; Fear of Nuclear War; "Star Wars;" Salt II Treaty; Arms Limitations Agreements;
Atomic or Neutron Bomb Development; Cuban Missile Crisis

79...War in General (Include here mentions of 2 or more specific wars)

FOR ANSWERS 140-145 AND 150 SEE ABOVE.

MISCELLANEOUS

990...Other

995...Purely Personal Event Mentions

996... "None;" No Historical Event Important to Respondent

998...Don't Know; "Can't Think of Any"

999...Not Ascertained (Including Questions Skipped In Error or Answered Too Vague or Unclear to Code)

479. A. Could you tell me your major field of study (while you were) in college?

[VAR: COLMAJR1]

RESPONSE	PUNCH	YEAR							COL. 1853-1854				
		1972-82	1982B	1983-87	1987B	1988-91	1993	1994	1996	1998	2000	ALL	
None	0	0	0	0	0	0	22	0	0	0	0	22	
English, Literature	1	0	0	0	0	0	47	0	0	0	0	47	
Foreign language	2	0	0	0	0	0	4	0	0	0	0	4	
Fine Arts (art, music, drama) 3	0	0	0	0	0	0	52	0	0	0	0	52	
Other humanities	4	0	0	0	0	0	12	0	0	0	0	12	
Economics	5	0	0	0	0	0	22	0	0	0	0	22	
Psychology	6	0	0	0	0	0	38	0	0	0	0	38	
Government/Civics	7	0	0	0	0	0	12	0	0	0	0	12	
Other Social Studies	8	0	0	0	0	0	37	0	0	0	0	37	
Mathematics	9	0	0	0	0	0	30	0	0	0	0	30	
Science	10	0	0	0	0	0	84	0	0	0	0	84	
Other	11	0	0	0	0	0	125	0	0	0	0	125	
Business	12	0	0	0	0	0	145	0	0	0	0	145	
Education	13	0	0	0	0	0	55	0	0	0	0	55	
Engineering	14	0	0	0	0	0	36	0	0	0	0	36	
Other vocational	15	0	0	0	0	0	67	0	0	0	0	67	
No answer	99	0	0	0	0	0	8	0	0	0	0	8	
Not applicable (Punches 0-12, 98, in Cols. 97-98)		BK	13,626	354	7,542	353	5,907	810	2,992	2,904	2,832	2,817	40,137

[VAR: COLMAJR2]

RESPONSE	PUNCH	YEAR							COL. 1855-1856				
		1972-82	1982B	1983-87	1987B	1988-91	1993	1994	1996	1998	2000	ALL	
None	0	0	0	0	0	0	0	0	0	0	0	0	
English, Literature	1	0	0	0	0	0	0	0	0	0	0	0	
Foreign language	2	0	0	0	0	0	2	0	0	0	0	2	
Fine Arts (art, music, drama) 3	0	0	0	0	0	0	2	0	0	0	0	2	
Other humanities	4	0	0	0	0	0	1	0	0	0	0	1	
Economics	5	0	0	0	0	0	1	0	0	0	0	1	
Psychology	6	0	0	0	0	0	5	0	0	0	0	5	
Government/Civics	7	0	0	0	0	0	0	0	0	0	0	0	
Other Social Studies	8	0	0	0	0	0	5	0	0	0	0	5	
Mathematics	9	0	0	0	0	0	6	0	0	0	0	6	
Science	10	0	0	0	0	0	5	0	0	0	0	5	
Other	11	0	0	0	0	0	16	0	0	0	0	16	
Business	12	0	0	0	0	0	15	0	0	0	0	15	
Education	13	0	0	0	0	0	17	0	0	0	0	17	
Engineering	14	0	0	0	0	0	6	0	0	0	0	6	
Other vocational	15	0	0	0	0	0	10	0	0	0	0	10	
No answer	99	0	0	0	0	0	8	0	0	0	0	8	
Not applicable (Punches 0-12, 98, in Cols. 97-98)		BK	13,626	354	7,542	353	5,907	1,507	2,992	2,904	2,832	2,817	40,834

REMARKS: No order of preference nor concentration in college majors can be inferred from the answers to these questions. When respondents chose more than one college major, the choice with the lower-numbered value was entered in COLMAJR1 and the choice with the higher-numbered value was entered in COLMAJR2.

B. When you were in high school/In high school], what (was/is) your favorite course or subject?

[VAR: HSCLASS1]

RESPONSE	PUNCH	YEAR							COL. 1857-1858		ALL	
		1972-82	1982B	1983-87	1987B	1988-91	1993	1994	1996	1998		2000
None	0	0	0	0	0	0	141	0	0	0	0	141
English, Literature	1	0	0	0	0	0	297	0	0	0	0	297
Foreign language	2	0	0	0	0	0	27	0	0	0	0	27
Fine Arts (art, music, drama) 3	0	0	0	0	0	0	112	0	0	0	0	112
Other humanities	4	0	0	0	0	0	25	0	0	0	0	25
Economics	5	0	0	0	0	0	23	0	0	0	0	23
Psychology	6	0	0	0	0	0	15	0	0	0	0	15
Government/Civics	7	0	0	0	0	0	51	0	0	0	0	51
Other Social Studies	8	0	0	0	0	0	134	0	0	0	0	134
Mathematics	9	0	0	0	0	0	295	0	0	0	0	295
Science	10	0	0	0	0	0	119	0	0	0	0	119
Other	11	0	0	0	0	0	144	0	0	0	0	144
Business	12	0	0	0	0	0	50	0	0	0	0	50
Education	13	0	0	0	0	0	0	0	0	0	0	0
Engineering	14	0	0	0	0	0	1	0	0	0	0	1
Other vocational	15	0	0	0	0	0	26	0	0	0	0	26
No answer	99	0	0	0	0	0	7	0	0	0	0	7
Not applicable (Punches 0-8, 98, in Cols. 97-98) . BK		13,626	354	7,542	353	5,907	139	2,992	2,904	2,832	2,817	39,466

[VAR: HSCLASS2]

RESPONSE	PUNCH	YEAR							COL. 1859-1860		ALL	
		1972-82	1982B	1983-87	1987B	1988-91	1993	1994	1996	1998		2000
None	0	0	0	0	0	0	0	0	0	0	0	0
English, Literature	1	0	0	0	0	0	0	0	0	0	0	0
Foreign language	2	0	0	0	0	0	4	0	0	0	0	4
Fine Arts (art, music, drama) 3	0	0	0	0	0	0	21	0	0	0	0	21
Other humanities	4	0	0	0	0	0	3	0	0	0	0	3
Economics	5	0	0	0	0	0	3	0	0	0	0	3
Psychology	6	0	0	0	0	0	10	0	0	0	0	10
Government/Civics	7	0	0	0	0	0	8	0	0	0	0	8
Other Social Studies	8	0	0	0	0	0	29	0	0	0	0	29
Mathematics	9	0	0	0	0	0	64	0	0	0	0	64
Science	10	0	0	0	0	0	69	0	0	0	0	69
Other	11	0	0	0	0	0	61	0	0	0	0	61
Business	12	0	0	0	0	0	10	0	0	0	0	10
Education	13	0	0	0	0	0	1	0	0	0	0	1
Engineering	14	0	0	0	0	0	4	0	0	0	0	4
Other vocational	15	0	0	0	0	0	11	0	0	0	0	11
No answer	99	0	0	0	0	0	5	0	0	0	0	5
Not applicable (Punches 0-8, 98, in Cols. 97-98) . BK		13,626	354	7,542	353	5,907	1,303	2,992	2,904	2,832	2,817	40,630

REMARKS: No order of preference nor concentration in high school subjects can be inferred from the answers to these questions. When respondents chose more than one high school subject, the choice with the lower-numbered value was entered in HSCLASS1 and the choice with the higher-numbered value was entered in HSCLASS2.

**1994 Family Mobility Module
(Qs. 480-514)**

480. Is your mother alive?

[VAR: MALIVE1]

RESPONSE	PUNCH	YEAR										COL. 1861
		1972-82	1982B	1983-87	1987B	1988-91	1993	1994	1996	1998	2000	ALL
Yes	1	0	0	0	0	0	0	949	0	0	0	949
No	2	0	0	0	0	0	0	556	0	0	0	556
Don't know	8	0	0	0	0	0	0	6	0	0	0	6
No answer	9	0	0	0	0	0	0	7	0	0	0	7
Not applicable	BK	13,626	354	7,542	353	5,907	1,606	1,474	2,904	2,832	2,817	39,415

481. Now, we'd like to ask about your parents. In what year was your mother born?

[VAR: MAYRBORN]

RESPONSE	PUNCH	YEAR										COL. 1862-1865
		1972-82	1982B	1983-87	1987B	1988-91	1993	1994	1996	1998	2000	ALL
1860-1869	1860-1869	0	0	0	0	0	0	1	0	0	0	1
1870-1879	1870-1879	0	0	0	0	0	0	15	0	0	0	15
1880-1889	1880-1889	0	0	0	0	0	0	57	0	0	0	57
1890-1899	1890-1899	0	0	0	0	0	0	88	0	0	0	88
1900-1909	1900-1909	0	0	0	0	0	0	128	0	0	0	128
1910-1919	1910-1919	0	0	0	0	0	0	207	0	0	0	207
1920-1929	1920-1929	0	0	0	0	0	0	310	0	0	0	310
1930-1939	1930-1939	0	0	0	0	0	0	248	0	0	0	248
1940-1949	1940-1949	0	0	0	0	0	0	208	0	0	0	208
1950-1959	1950-1959	0	0	0	0	0	0	47	0	0	0	47
1960+	1960-1994	0	0	0	0	0	0	0	0	0	0	0
Don't know	9998	0	0	0	0	0	0	199	0	0	0	199
No answer	9999	0	0	0	0	0	0	10	0	0	0	10
Not applicable	BK	13,626	354	7,542	353	5,907	1,606	1,474	2,904	2,832	2,817	39,415

REMARKS: This variable codes exact year of birth in columns 1862-1865. The collapsed numbers are for convenience of display only.

482. In what year did she die?

[VAR: MAYRDIED]

RESPONSE	PUNCH	YEAR										COL. 1866-1869
		1972-82	1982B	1983-87	1987B	1988-91	1993	1994	1996	1998	2000	ALL
1900-1909	1900-1909	0	0	0	0	0	0	0	0	0	0	0
1910-1919	1910-1919	0	0	0	0	0	0	3	0	0	0	3
1920-1929	1920-1929	0	0	0	0	0	0	10	0	0	0	10
1930-1939	1930-1939	0	0	0	0	0	0	13	0	0	0	13
1940-1949	1940-1949	0	0	0	0	0	0	26	0	0	0	26
1950-1959	1950-1959	0	0	0	0	0	0	44	0	0	0	44
1960-1969	1960-1969	0	0	0	0	0	0	64	0	0	0	64
1970-1979	1970-1979	0	0	0	0	0	0	109	0	0	0	109
1980-1989	1980-1989	0	0	0	0	0	0	171	0	0	0	171
1990+	1990-1994	0	0	0	0	0	0	70	0	0	0	70
Don't know	9998	0	0	0	0	0	0	45	0	0	0	45
No answer	9999	0	0	0	0	0	0	8	0	0	0	8
Not applicable (Punch 1 in Col. 1861)	BK	13,626	354	7,542	353	5,907	1,606	2,429	2,904	2,832	2,817	40,370

REMARKS: This variable codes exact year of death in columns 1866-1869. The collapsed numbers are for convenience of display only.

483. Is your father still living?

[VAR: PALIVE1]

RESPONSE	PUNCH	YEAR										COL. 1870
		1972-82	1982B	1983-87	1987B	1988-91	1993	1994	1996	1998	2000	ALL
Yes	1	0	0	0	0	0	0	697	0	0	0	697
No	2	0	0	0	0	0	0	777	0	0	0	777
Don't know	8	0	0	0	0	0	0	37	0	0	0	37
No answer	9	0	0	0	0	0	0	7	0	0	0	7
Not applicable	BK	13,626	354	7,542	353	5,907	1,606	1,474	2,904	2,832	2,817	39,415

484. In what year was your father born?

[VAR: PAYRBORN]

RESPONSE	PUNCH	YEAR										COL. 1871-1874
		1972-82	1982B	1983-87	1987B	1988-91	1993	1994	1996	1998	2000	ALL
1850-1859	1859-1859	0	0	0	0	0	0	1	0	0	0	1
1860-1869	1860-1869	0	0	0	0	0	0	7	0	0	0	7
1870-1879	1870-1879	0	0	0	0	0	0	26	0	0	0	26
1880-1889	1880-1889	0	0	0	0	0	0	75	0	0	0	75
1890-1899	1890-1899	0	0	0	0	0	0	103	0	0	0	103
1900-1909	1900-1909	0	0	0	0	0	0	138	0	0	0	138
1910-1919	1910-1919	0	0	0	0	0	0	238	0	0	0	238
1920-1929	1920-1929	0	0	0	0	0	0	271	0	0	0	271
1930-1939	1930-1939	0	0	0	0	0	0	241	0	0	0	241
1940-1949	1940-1949	0	0	0	0	0	0	145	0	0	0	145
1950-1959	1950-1959	0	0	0	0	0	0	23	0	0	0	23
1960+	1960-1994	0	0	0	0	0	0	1	0	0	0	1
Don't know	9998	0	0	0	0	0	0	237	0	0	0	237
No answer	9999	0	0	0	0	0	0	12	0	0	0	12
Not applicable	BK	13,626	354	7,542	353	5,907	1,606	1,474	2,904	2,832	2,817	39,415

REMARKS: This variable codes exact year of birth in columns 1871-1874. The collapsed numbers are for convenience of display only.

485. In what year did he die?

[VAR: PAYRDIED]

RESPONSE	PUNCH	YEAR										COL. 1875-1878
		1972-82	1982B	1983-87	1987B	1988-91	1993	1994	1996	1998	2000	ALL
1900-1909	1900-1909	0	0	0	0	0	0	1	0	0	0	1
1910-1919	1910-1919	0	0	0	0	0	0	2	0	0	0	2
1920-1929	1920-1929	0	0	0	0	0	0	14	0	0	0	14
1930-1939	1930-1939	0	0	0	0	0	0	31	0	0	0	31
1940-1949	1940-1949	0	0	0	0	0	0	43	0	0	0	43
1950-1959	1950-1959	0	0	0	0	0	0	55	0	0	0	55
1960-1969	1960-1969	0	0	0	0	0	0	116	0	0	0	116
1970-1979	1970-1979	0	0	0	0	0	0	178	0	0	0	178
1980-1989	1980-1989	0	0	0	0	0	0	186	0	0	0	186
1990+	1990-1994	0	0	0	0	0	0	90	0	0	0	90
Don't know	9998	0	0	0	0	0	0	59	0	0	0	59
No answer	9999	0	0	0	0	0	0	9	0	0	0	9
Not applicable (Punch 1 in Col. 1870)	BK	13,626	354	7,542	353	5,907	1,606	2,208	2,904	2,832	2,817	40,149

REMARKS: This variable codes exact year of death in columns 1875-1878. The collapsed numbers are for convenience of display only.

- 486-488. A. Now, I have some questions about your education and work. You completed (HIGHEST COMPLETED LEVEL OF SCHOOL). In what month and year did you complete that year of school?
- B. We would like to know about the first, full-time civilian job you had after you completed your highest grade in school. Do include full-time work in a family business or farm, even if you were working without pay. What kind of work were you doing? That is, what (is/was) your job called?
- OCCUPATION: [See REMARKS]
- C. **IF NOT ALREADY ANSWERED, ASK:** What (do/did) you actually do in that job? Tell me what (are/were) some of your main duties?
- D. What kind of place (do/did) you work for?
- INDUSTRY: [See REMARKS]
- E. **IF NOT ALREADY ANSWERED, ASK:** What (do/did) they (make/do)?
- F. **IF ALREADY ANSWERED, CODE WITHOUT ASKING:** (Are/Were) you self-employed or (do/did) you work for someone else?
- G. In what month and year did you begin this job? Report the month and year in which you actually began this job, even if you started the job before you completed your highest grade in school.

REMARKS: The above questions are not coded but are used to code occupation, prestige, and industry. This survey uses the 1980 U.S. Bureau of the Census 3 digit occupation and industry classifications and the 1989 NORC/GSS prestige scores. The categories used to classify occupation, prestige, and industry can be found in Appendices F-H. The distributions starting with Q. 487 are for first digit of each of the three codes, except that missing value codes are collapsed with blanks. See Appendix T, GSS Methodological Report No. 59.

486. RESPONDENT'S DATE OF FINISHING EDUCATION

[VAR: DATESCH]

RESPONSE	PUNCH	YEAR							COL. 1879-1882			
		1972-82	1982B	1983-87	1987B	1988-91	1993	1994	1996	1998	2000	ALL
0101-1999	0101-1999	0	0	0	0	0	0	4	0	0	0	4
2001-2999	2001-2999	0	0	0	0	0	0	24	0	0	0	24
3001-3999	3001-3999	0	0	0	0	0	0	85	0	0	0	85
4001-4999	4001-4999	0	0	0	0	0	0	128	0	0	0	128
5001-5999	5001-5999	0	0	0	0	0	0	138	0	0	0	138
6001-6999	6001-6999	0	0	0	0	0	0	185	0	0	0	185
7001-7999	7001-7999	0	0	0	0	0	0	323	0	0	0	323
8001-8999	8001-8999	0	0	0	0	0	0	344	0	0	0	344
9001-9499	9001-9499	0	0	0	0	0	0	227	0	0	0	227
Don't know	9998	0	0	0	0	0	0	0	0	0	0	0
No answer	9999	0	0	0	0	0	0	20	0	0	0	20
Not applicable	BK	13,626	354	7,542	353	5,907	1,606	1,474	2,904	2,832	2,817	39,415

REMARKS: DATESCH is a four digit variable. Columns 1879-1880 record the last two digits of the year while columns 1881-1882 record the month. The collapsed numbers above are for convenience of display only.

487. RESPONDENT'S WORK HISTORY

[VAR: NEVERWK]

RESPONSE	PUNCH	YEAR								COL. 1883		
		1972-82	1982B	1983-87	1987B	1988-91	1993	1994	1996	1998	2000	ALL
Never worked or never worked at a full-time civilian job since completing school . . .	1	0	0	0	0	0	0	113	0	0	0	113
Worked	2	0	0	0	0	0	0	1,394	0	0	0	1,394
Don't know	8	0	0	0	0	0	0	0	0	0	0	0
No answer	9	0	0	0	0	0	0	11	0	0	0	11
Not applicable	BK	13,626	354	7,542	353	5,907	1,606	1,474	2,904	2,832	2,817	39,415

488. Respondent's First Occupation, Prestige, and Industry

RESPONDENT'S FIRST OCCUPATION

[VAR: OCCFIRST]

RESPONSE	PUNCH	YEAR								COL. 1884-1886		
		1972-82	1982B	1983-87	1987B	1988-91	1993	1994	1996	1998	2000	ALL
Managerial and professional . . .	0	0	0	0	0	0	0	140	0	0	0	140
Managerial and professional . . .	1	0	0	0	0	0	0	109	0	0	0	109
Technical, sales, and administrative support . . .	2	0	0	0	0	0	0	211	0	0	0	211
Administrative support . . .	3	0	0	0	0	0	0	251	0	0	0	251
Service	4	0	0	0	0	0	0	316	0	0	0	316
Precision, production, craft, and repair	5	0	0	0	0	0	0	66	0	0	0	66
Precision, production, craft, and repair	6	0	0	0	0	0	0	39	0	0	0	39
Operatives, fabricators, and laborers	7	0	0	0	0	0	0	114	0	0	0	114
Operatives, fabricators, and laborers	8	0	0	0	0	0	0	122	0	0	0	122
Not applicable, No answer, Don't know (Punch 1 in Col. 1883)	BK	13,626	354	7,542	353	5,907	1,606	1,624	2,904	2,832	2,817	39,565

PRESTIGE OF RESPONDENT'S FIRST OCCUPATION

[VAR: PRESFRST]

RESPONSE	PUNCH	YEAR								COL. 1887-1888		
		1972-82	1982B	1983-87	1987B	1988-91	1993	1994	1996	1998	2000	ALL
10 - 19	1	0	0	0	0	0	0	22	0	0	0	22
20 - 29	2	0	0	0	0	0	0	355	0	0	0	355
30 - 39	3	0	0	0	0	0	0	352	0	0	0	352
40 - 49	4	0	0	0	0	0	0	333	0	0	0	333
50 - 59	5	0	0	0	0	0	0	101	0	0	0	101
60 - 69	6	0	0	0	0	0	0	164	0	0	0	164
70 - 79	7	0	0	0	0	0	0	37	0	0	0	37
80 - 89	8	0	0	0	0	0	0	4	0	0	0	4
Not applicable (Punch 1 in Col. 1883), No answer . . .	BK	13,626	354	7,542	353	5,907	1,606	1,624	2,904	2,832	2,817	39,565

RESPONDENT'S EMPLOYMENT STATUS IN FIRST OCCUPATION

[VAR: WRKSLFST]

RESPONSE	PUNCH	YEAR								COL. 1889		
		1972-82	1982B	1983-87	1987B	1988-91	1993	1994	1996	1998	2000	ALL
Self-employed	1	0	0	0	0	0	0	63	0	0	0	63
Someone else	2	0	0	0	0	0	0	1,317	0	0	0	1,317
Don't know	8	0	0	0	0	0	0	0	0	0	0	0
No answer	9	0	0	0	0	0	0	25	0	0	0	25
Not applicable (Punch 1 in Col. 1883)	BK	13,626	354	7,542	353	5,907	1,606	1,587	2,904	2,832	2,817	39,528

RESPONDENT'S INDUSTRY IN FIRST OCCUPATION

[VAR: INDFIRST]

RESPONSE	PUNCH	YEAR								COL. 1890-1892		
		1972-82	1982B	1983-87	1987B	1988-91	1993	1994	1996	1998	2000	ALL
Agriculture, Forestry and Fisheries/Mining . . .	0	0	0	0	0	0	0	138	0	0	0	138
Manufacturing	1	0	0	0	0	0	0	121	0	0	0	121
Manufacturing	2	0	0	0	0	0	0	59	0	0	0	59
Manufacturing	3	0	0	0	0	0	0	101	0	0	0	101
Transportation, Communications, and other Public Utilities	4	0	0	0	0	0	0	63	0	0	0	63
Wholesale/Retail Trade . . .	5	0	0	0	0	0	0	90	0	0	0	90
Retail Trade	6	0	0	0	0	0	0	255	0	0	0	255
Finance, Insurance, and Real Estate; Business and Repair Services/Personal Services	7	0	0	0	0	0	0	180	0	0	0	180
Entertainment and Recreation Services, Professional and Related Services	8	0	0	0	0	0	0	303	0	0	0	303
Public Administration	9	0	0	0	0	0	0	75	0	0	0	75
Not applicable (Punch 1 in Col. 1883), No answer . .	BK	13,626	354	7,542	353	5,907	1,606	1,607	2,904	2,832	2,817	39,548

DATE RESPONDENT BEGAN FIRST OCCUPATION

[VAR: DATEFRST]

RESPONSE	PUNCH	YEAR								COL. 1893-1896		
		1972-82	1982B	1983-87	1987B	1988-91	1993	1994	1996	1998	2000	ALL
0101-1999	0101-1999	0	0	0	0	0	0	2	0	0	0	2
2001-2999	2001-2999	0	0	0	0	0	0	18	0	0	0	18
3001-3999	3001-3999	0	0	0	0	0	0	67	0	0	0	67
4001-4999	4001-4999	0	0	0	0	0	0	102	0	0	0	102
5001-5999	5001-5999	0	0	0	0	0	0	127	0	0	0	127
6001-6999	6001-6999	0	0	0	0	0	0	205	0	0	0	205
7001-7999	7001-7999	0	0	0	0	0	0	337	0	0	0	337
8001-8999	8001-8999	0	0	0	0	0	0	319	0	0	0	319
9001-9499	9001-9499	0	0	0	0	0	0	132	0	0	0	132
Don't know	9998	0	0	0	0	0	0	0	0	0	0	0
No answer	9999	0	0	0	0	0	0	0	0	0	0	0
Not applicable (Punch 1 in Col. 1883)	BK	13,626	354	7,542	353	5,907	1,606	1,592	2,904	2,832	2,817	39,533

REMARKS: DATEFRST is a four digit variable. Columns 1893-1894 record the last two digits of the year while columns 1895-1896 record the month. The collapsed numbers above are for convenience of display only.

489. Now I'd like to turn to something a bit different. This section is about reasoning abilities, that is, about how people think. Most people take tests of their reasoning abilities and there is a lot of interest in how these abilities may change over time. What I'd like you to do is tell me how two things are alike.

A. In what way are an orange and a banana alike?

[VAR: ALIKE1]

RESPONSE	PUNCH	YEAR										COL. 1897
		1972-82	1982B	1983-87	1987B	1988-91	1993	1994	1996	1998	2000	ALL
Incorrect	0	0	0	0	0	0	0	179	0	0	0	179
Partly correct	1	0	0	0	0	0	0	354	0	0	0	354
Correct	2	0	0	0	0	0	0	2,410	0	0	0	2,410
Don't know	8	0	0	0	0	0	0	31	0	0	0	31
No answer	9	0	0	0	0	0	0	18	0	0	0	18
Not applicable	BK	13,626	354	7,542	353	5,907	1,606	0	2,904	2,832	2,817	37,941

B. In what way are a dog and a lion alike?

[VAR: ALIKE2]

RESPONSE	PUNCH	YEAR										COL. 1898
		1972-82	1982B	1983-87	1987B	1988-91	1993	1994	1996	1998	2000	ALL
Incorrect	0	0	0	0	0	0	0	505	0	0	0	505
Partly correct	1	0	0	0	0	0	0	499	0	0	0	499
Correct	2	0	0	0	0	0	0	1,928	0	0	0	1,928
Don't know	8	0	0	0	0	0	0	39	0	0	0	39
No answer	9	0	0	0	0	0	0	21	0	0	0	21
Not applicable	BK	13,626	354	7,542	353	5,907	1,606	0	2,904	2,832	2,817	37,941

C. In what way are an eye and an ear alike?

[VAR: ALIKE3]

RESPONSE	PUNCH	YEAR										COL. 1899
		1972-82	1982B	1983-87	1987B	1988-91	1993	1994	1996	1998	2000	ALL
Incorrect	0	0	0	0	0	0	0	466	0	0	0	466
Partly correct	1	0	0	0	0	0	0	998	0	0	0	998
Correct	2	0	0	0	0	0	0	1,422	0	0	0	1,422
Don't know	8	0	0	0	0	0	0	83	0	0	0	83
No answer	9	0	0	0	0	0	0	23	0	0	0	23
Not applicable	BK	13,626	354	7,542	353	5,907	1,606	0	2,904	2,832	2,817	37,941

D. In what way are an egg and a seed alike?

[VAR: ALIKE4]

RESPONSE	PUNCH	YEAR										COL. 1900
		1972-82	1982B	1983-87	1987B	1988-91	1993	1994	1996	1998	2000	ALL
Incorrect	0	0	0	0	0	0	0	828	0	0	0	828
Partly correct	1	0	0	0	0	0	0	1,107	0	0	0	1,107
Correct	2	0	0	0	0	0	0	820	0	0	0	820
Don't know	8	0	0	0	0	0	0	208	0	0	0	208
No answer	9	0	0	0	0	0	0	29	0	0	0	29
Not applicable	BK	13,626	354	7,542	353	5,907	1,606	0	2,904	2,832	2,817	37,941

E. In what way are a table and a chair alike?

[VAR: ALIKE5]

RESPONSE	PUNCH	YEAR									COL.	1901
		1972-82	1982B	1983-87	1987B	1988-91	1993	1994	1996	1998	2000	ALL
Incorrect	0	0	0	0	0	0	0	1,446	0	0	0	1,446
Partly correct	1	0	0	0	0	0	0	264	0	0	0	264
Correct	2	0	0	0	0	0	0	1,187	0	0	0	1,187
Don't know	8	0	0	0	0	0	0	71	0	0	0	71
No answer	9	0	0	0	0	0	0	24	0	0	0	24
Not applicable	BK	13,626	354	7,542	353	5,907	1,606	0	2,904	2,832	2,817	37,941

F. In what way are work and play alike?

[VAR: ALIKE6]

RESPONSE	PUNCH	YEAR									COL.	1902
		1972-82	1982B	1983-87	1987B	1988-91	1993	1994	1996	1998	2000	ALL
Incorrect	0	0	0	0	0	0	0	1,149	0	0	0	1,149
Partly correct	1	0	0	0	0	0	0	1,480	0	0	0	1,480
Correct	2	0	0	0	0	0	0	178	0	0	0	178
Don't know	8	0	0	0	0	0	0	160	0	0	0	160
No answer	9	0	0	0	0	0	0	25	0	0	0	25
Not applicable	BK	13,626	354	7,542	353	5,907	1,606	0	2,904	2,832	2,817	37,941

G. In what way are a fly and a tree alike?

[VAR: ALIKE7]

RESPONSE	PUNCH	YEAR									COL.	1903
		1972-82	1982B	1983-87	1987B	1988-91	1993	1994	1996	1998	2000	ALL
Incorrect	0	0	0	0	0	0	0	1,410	0	0	0	1,410
Partly correct	1	0	0	0	0	0	0	387	0	0	0	387
Correct	2	0	0	0	0	0	0	631	0	0	0	631
Don't know	8	0	0	0	0	0	0	530	0	0	0	530
No answer	9	0	0	0	0	0	0	34	0	0	0	34
Not applicable	BK	13,626	354	7,542	353	5,907	1,606	0	2,904	2,832	2,817	37,941

H. In what way are praise and punishment alike?

[VAR: ALIKE8]

RESPONSE	PUNCH	YEAR									COL.	1904
		1972-82	1982B	1983-87	1987B	1988-91	1993	1994	1996	1998	2000	ALL
Incorrect	0	0	0	0	0	0	0	1,760	0	0	0	1,760
Partly correct	1	0	0	0	0	0	0	620	0	0	0	620
Correct	2	0	0	0	0	0	0	283	0	0	0	283
Don't know	8	0	0	0	0	0	0	301	0	0	0	301
No answer	9	0	0	0	0	0	0	28	0	0	0	28
Not applicable	BK	13,626	354	7,542	353	5,907	1,606	0	2,904	2,832	2,817	37,941

REMARKS: See Appendix D for an explanation of how the respondent's verbal answers were recoded into the response categories above.

490. Have you been married more than once?

[VAR: MARNUM]

RESPONSE	PUNCH	YEAR								COL. 1905		
		1972-82	1982B	1983-87	1987B	1988-91	1993	1994	1996	1998	2000	ALL
Yes	1	0	0	0	0	0	0	310	0	0	0	310
No	2	0	0	0	0	0	0	889	0	0	0	889
Don't know	8	0	0	0	0	0	0	0	0	0	0	0
No answer	9	0	0	0	0	0	0	4	0	0	0	4
Not applicable (Punch 5 in Col. 33)	BK	13,626	354	7,542	353	5,907	1,606	1,789	2,904	2,832	2,817	39,730

491. Now, I have some questions about your (first/former) (husband/wife). In what year was your (first/former) (husband/wife) born?

[VAR: FSTSPYR]

RESPONSE	PUNCH	YEAR								COL. 1906-1909		
		1972-82	1982B	1983-87	1987B	1988-91	1993	1994	1996	1998	2000	ALL
Pre 1900	-1899	0	0	0	0	0	0	5	0	0	0	5
1900-1909	1900-1909	0	0	0	0	0	0	16	0	0	0	16
1910-1919	1910-1919	0	0	0	0	0	0	58	0	0	0	58
1920-1929	1920-1929	0	0	0	0	0	0	63	0	0	0	63
1930-1939	1930-1939	0	0	0	0	0	0	75	0	0	0	75
1940-1949	1940-1949	0	0	0	0	0	0	91	0	0	0	91
1950-1959	1950-1959	0	0	0	0	0	0	140	0	0	0	140
1960-1969	1960-1969	0	0	0	0	0	0	65	0	0	0	65
1970-1979	1970-1979	0	0	0	0	0	0	2	0	0	0	2
Don't know	9998	0	0	0	0	0	0	48	0	0	0	48
No answer	9999	0	0	0	0	0	0	42	0	0	0	42
Not applicable (Punches 2 8 in Col. 1905 and Punches 2 3 or 4 in Col. 33 or Punch 5 in Col. 33)	BK	13,626	354	7,542	353	5,907	1,606	2,387	2,904	2,832	2,817	40,328

REMARKS: This variable codes exact year of birth in columns 1906-1909. The collapsed numbers are for convenience of display only.

492-493. A. What is the highest grade in elementary school or high school that your (first/former) (husband/wife) finished and got credit for? CODE EXACT GRADE.

IF FINISHED 9TH - 12TH GRADE OR DON'T KNOW:

- B. Did (s/he) ever get a high school diploma or a GED certificate?
- C. Did (s/he) ever complete one or more years of college for credit--not including schooling such as business college, technical or vocational school?

IF YES TO C:

1. How many years did (s/he) complete?
2. Does (s/he) have any college degrees?

IF YES TO [2]:

3. What degree or degrees? CODE HIGHEST DEGREE EARNED

492. RESPONDENT'S FIRST SPOUSE'S EDUCATION

[VAR: FSTSPEDC]

RESPONSE	PUNCH	YEAR								COL. 1910-1911		ALL	
		1972-82	1982B	1983-87	1987B	1988-91	1993	1994	1996	1998	2000		
No formal schooling	00	0	0	0	0	0	0	0	0	0	0	0	0
1st grade	01	0	0	0	0	0	0	0	0	0	0	0	0
2nd grade	02	0	0	0	0	0	0	0	0	0	0	0	0
3rd grade	03	0	0	0	0	0	0	1	0	0	0	0	1
4th grade	04	0	0	0	0	0	0	0	0	0	0	0	0
5th grade	05	0	0	0	0	0	0	4	0	0	0	0	4
6th grade	06	0	0	0	0	0	0	10	0	0	0	0	10
7th grade	07	0	0	0	0	0	0	9	0	0	0	0	9
8th grade	08	0	0	0	0	0	0	26	0	0	0	0	26
9th grade	09	0	0	0	0	0	0	15	0	0	0	0	15
10th grade	10	0	0	0	0	0	0	30	0	0	0	0	30
11th grade	11	0	0	0	0	0	0	23	0	0	0	0	23
12th grade	12	0	0	0	0	0	0	227	0	0	0	0	227
[See REMARKS]													
1 year of college	13	0	0	0	0	0	0	24	0	0	0	0	24
2 years	14	0	0	0	0	0	0	49	0	0	0	0	49
3 years	15	0	0	0	0	0	0	12	0	0	0	0	12
4 years	16	0	0	0	0	0	0	47	0	0	0	0	47
5 years	17	0	0	0	0	0	0	6	0	0	0	0	6
6 years	18	0	0	0	0	0	0	8	0	0	0	0	8
7 years	19	0	0	0	0	0	0	4	0	0	0	0	4
8 years	20	0	0	0	0	0	0	11	0	0	0	0	11
Not applicable (Punches 2 8 in Col. 1905 and Punches 2 3 or 4 in Col. 33 or Punch 5 in Col. 33)	97	13,626	354	7,542	353	5,907	1,606	2,432	2,904	2,832	2,817	40,373	
Don't know	98	0	0	0	0	0	0	50	0	0	0	0	50
No answer	99	0	0	0	0	0	0	4	0	0	0	0	4

REMARKS: See Appendix D: Recodes, for a discussion of original format of Q. 492.

493. RESPONDENT'S FIRST SPOUSE'S DEGREE

[VAR: FSTSPDEG]

RESPONSE	PUNCH	YEAR								COL. 1912		ALL	
		1972-82	1982B	1983-87	1987B	1988-91	1993	1994	1996	1998	2000		
Less than high school	0	0	0	0	0	0	0	119	0	0	0	0	119
High school	1	0	0	0	0	0	0	309	0	0	0	0	309
Associate/Junior college	2	0	0	0	0	0	0	20	0	0	0	0	20
Bachelor's	3	0	0	0	0	0	0	48	0	0	0	0	48
Graduate	4	0	0	0	0	0	0	24	0	0	0	0	24
Not applicable (Punches 2 8 in Col. 1905 and Punches 2 3 or 4 in Col. 33 or Punch 5 in Col. 33)	7	13,626	354	7,542	353	5,907	1,606	2,432	2,904	2,832	2,817	40,373	
Don't know	8	0	0	0	0	0	0	34	0	0	0	0	34
No answer	9	0	0	0	0	0	0	6	0	0	0	0	6

REMARKS: See Appendix D: Recodes for a discussion of the original format of Q. 493.

494. What is the highest grade or year of regular school that your (first/former) (husband's/wife's) father ever completed? CODE EXACT GRADE.

[VAR: FSTSPPED]

RESPONSE	PUNCH	YEAR							COL. 1913-1914			
		1972-82	1982B	1983-87	1987B	1988-91	1993	1994	1996	1998	2000	ALL
No formal school	00	0	0	0	0	0	0	5	0	0	0	5
1st grade	01	0	0	0	0	0	0	1	0	0	0	1
2nd grade	02	0	0	0	0	0	0	0	0	0	0	0
3rd grade	03	0	0	0	0	0	0	4	0	0	0	4
4th grade	04	0	0	0	0	0	0	4	0	0	0	4
5th grade	05	0	0	0	0	0	0	4	0	0	0	4
6th grade	06	0	0	0	0	0	0	9	0	0	0	9
7th grade	07	0	0	0	0	0	0	4	0	0	0	4
8th grade	08	0	0	0	0	0	0	26	0	0	0	26
9th grade	09	0	0	0	0	0	0	6	0	0	0	6
10th grade	10	0	0	0	0	0	0	8	0	0	0	8
11th grade	11	0	0	0	0	0	0	5	0	0	0	5
12th grade	12	0	0	0	0	0	0	106	0	0	0	106
1 year of college	13	0	0	0	0	0	0	0	0	0	0	0
2 years of college	14	0	0	0	0	0	0	8	0	0	0	8
3 years of college	15	0	0	0	0	0	0	0	0	0	0	0
4 years of college	16	0	0	0	0	0	0	15	0	0	0	15
5 years of college	17	0	0	0	0	0	0	1	0	0	0	1
6 years of college	18	0	0	0	0	0	0	5	0	0	0	5
7 years of college	19	0	0	0	0	0	0	2	0	0	0	2
8 years of college	20	0	0	0	0	0	0	6	0	0	0	6
Don't know	98	0	0	0	0	0	0	330	0	0	0	330
No answer	99	0	0	0	0	0	0	55	0	0	0	55
Not applicable (Punches 2 8 in Col. 1905 and Punches 2 3 or 4 in Col. 33 or Punch 5 in Col. 33)	97	13,626	354	7,542	353	5,907	1,606	2,388	2,904	2,832	2,817	40,329

495. What is the highest grade or year of regular school that your (first/ former) (husband' s/wife' s) mother ever completed? CODE EXACT GRADE.

[VAR: FSTSPMED]

RESPONSE	PUNCH	YEAR							COL. 1915-1916			
		1972-82	1982B	1983-87	1987B	1988-91	1993	1994	1996	1998	2000	ALL
No formal school	00	0	0	0	0	0	0	5	0	0	0	5
1st grade	01	0	0	0	0	0	0	0	0	0	0	0
2nd grade	02	0	0	0	0	0	0	1	0	0	0	1
3rd grade	03	0	0	0	0	0	0	6	0	0	0	6
4th grade	04	0	0	0	0	0	0	5	0	0	0	5
5th grade	05	0	0	0	0	0	0	2	0	0	0	2
6th grade	06	0	0	0	0	0	0	1	0	0	0	1
7th grade	07	0	0	0	0	0	0	2	0	0	0	2
8th grade	08	0	0	0	0	0	0	29	0	0	0	29
9th grade	09	0	0	0	0	0	0	2	0	0	0	2
10th grade	10	0	0	0	0	0	0	5	0	0	0	5
11th grade	11	0	0	0	0	0	0	3	0	0	0	3
12th grade	12	0	0	0	0	0	0	138	0	0	0	138
1 year of college	13	0	0	0	0	0	0	3	0	0	0	3
2 years of college	14	0	0	0	0	0	0	13	0	0	0	13
3 years of college	15	0	0	0	0	0	0	2	0	0	0	2
4 years of college	16	0	0	0	0	0	0	14	0	0	0	14
5 years of college	17	0	0	0	0	0	0	3	0	0	0	3
6 years of college	18	0	0	0	0	0	0	2	0	0	0	2
7 years of college	19	0	0	0	0	0	0	1	0	0	0	1
8 years of college	20	0	0	0	0	0	0	0	0	0	0	0
Don't know	98	0	0	0	0	0	0	311	0	0	0	311
No answer	99	0	0	0	0	0	0	57	0	0	0	57
Not applicable (Punches 2 8 in Col. 1905 and Punches 2 3 or 4 in Col. 33 or Punch 5 in Col. 33)	97	13,626	354	7,542	353	5,907	1,606	2,387	2,904	2,832	2,817	40,328

496. How old were you when your (current) marriage began?

[VAR: AGEWEDCR]

RESPONSE	PUNCH	YEAR							COL. 1917-1918			
		1972-82	1982B	1983-87	1987B	1988-91	1993	1994	1996	1998	2000	ALL
10-19	10-19	0	0	0	0	0	0	3	0	0	0	3
20-29	20-29	0	0	0	0	0	0	58	0	0	0	58
30-39	30-39	0	0	0	0	0	0	62	0	0	0	62
40-49	40-49	0	0	0	0	0	0	23	0	0	0	23
50-59	50-59	0	0	0	0	0	0	15	0	0	0	15
60-69	60-69	0	0	0	0	0	0	9	0	0	0	9
70-79	70-79	0	0	0	0	0	0	3	0	0	0	3
80-89	80-89	0	0	0	0	0	0	0	0	0	0	0
Don't know	98	0	0	0	0	0	0	0	0	0	0	0
No answer	99	0	0	0	0	0	0	8	0	0	0	8
Not applicable (Punches 2-5 in Col. 33)	BK	13,626	354	7,542	353	5,907	1,606	2,811	2,904	2,832	0	37,935

REMARKS: This variable codes exact age at marriage in columns 1917-1918. The collapsed numbers are for convenience of display only.

497. Now I have some questions about your (current) (husband/wife). In what year was your (husband/wife) born?

[VAR: SPYRBORN]

RESPONSE	PUNCH	YEAR							COL. 1919-1922			
		1972-82	1982B	1983-87	1987B	1988-91	1993	1994	1996	1998	2000	ALL
1900-1909	1900-1909	0	0	0	0	0	0	5	0	0	0	5
1910-1919	1910-1919	0	0	0	0	0	0	42	0	0	0	42
1920-1929	1920-1929	0	0	0	0	0	0	78	0	0	0	78
1930-1939	1930-1939	0	0	0	0	0	0	100	0	0	0	100
1940-1949	1940-1949	0	0	0	0	0	0	136	0	0	0	136
1950-1959	1950-1959	0	0	0	0	0	0	213	0	0	0	213
1960-1969	1960-1969	0	0	0	0	0	0	145	0	0	0	145
1970-1979	1970-1979	0	0	0	0	0	0	20	0	0	0	20
Don't know	9998	0	0	0	0	0	0	2	0	0	0	2
No answer	9999	0	0	0	0	0	0	38	0	0	0	38
Not applicable (Punches 2-5 in Col. 33)	BK	13,626	354	7,542	353	5,907	1,606	2,213	2,904	2,832	2,817	40,154

REMARKS: This variable codes exact year of birth in columns 1919-1922. The collapsed numbers are for convenience of display only.

498. Has your (husband/wife) been married more than once?

[VAR: SPMARNUM]

RESPONSE	PUNCH	YEAR							COL. 1924			
		1972-82	1982B	1983-87	1987B	1988-91	1993	1994	1996	1998	2000	ALL
Yes	1	0	0	0	0	0	0	171	0	0	0	171
No	2	0	0	0	0	0	0	576	0	0	0	576
Don't know	8	0	0	0	0	0	0	0	0	0	0	0
No answer	9	0	0	0	0	0	0	32	0	0	0	32
Not applicable (Punches 2-5 in Col. 33)	BK	13,626	354	7,542	353	5,907	1,606	2,213	2,904	2,832	2,817	40,154

499. Was your (husband/wife) living with both (his/her) own mother and father around the time (s/he) was 16? (IF NO: With whom was (he/she) living around that time?) **IF HUSBAND/WIFE MARRIED OR LEFT HOME BY AGE 16, PROBE FOR BEFORE THAT.**

[VAR: SPFAM16]

RESPONSE	PUNCH	YEAR										COL. 1925
		1972-82	1982B	1983-87	1987B	1988-91	1993	1994	1996	1998	2000	ALL
Both own mother and father	1	0	0	0	0	0	0	584	0	0	0	584
Father and stepmother	2	0	0	0	0	0	0	19	0	0	0	19
Mother and stepfather	3	0	0	0	0	0	0	31	0	0	0	31
Father--no mother or stepmother	4	0	0	0	0	0	0	16	0	0	0	16
Mother--no father or stepfather	5	0	0	0	0	0	0	73	0	0	0	73
Some other <u>male relative</u> (no female head) (SPECIFY)	6	0	0	0	0	0	0	1	0	0	0	1
Some other <u>female relative</u> (no male head) (SPECIFY)	7	0	0	0	0	0	0	7	0	0	0	7
Other arrangement with <u>both</u> male and female <u>relatives</u> (e.g., aunt and uncle, grandparents)	8	0	0	0	0	0	0	12	0	0	0	12
Other (SPECIFY)	0	0	0	0	0	0	0	19	0	0	0	19
No answer	9	0	0	0	0	0	0	17	0	0	0	17
Not applicable (Punches 2-5 in Col. 33)	BK	13,626	354	7,542	353	5,907	1,606	2,213	2,904	2,832	2,817	40,154

500. A. What is the highest grade or year of regular school that your (husband's/wife's) father ever completed? CODE EXACT GRADE.

[VAR: SPPAEDUC]

RESPONSE	PUNCH	YEAR										COL. 1926-1927
		1972-82	1982B	1983-87	1987B	1988-91	1993	1994	1996	1998	2000	ALL
No formal school	00	0	0	0	0	0	0	6	0	0	0	6
1st grade	01	0	0	0	0	0	0	0	0	0	0	0
2nd grade	02	0	0	0	0	0	0	3	0	0	0	3
3rd grade	03	0	0	0	0	0	0	6	0	0	0	6
4th grade	04	0	0	0	0	0	0	6	0	0	0	6
5th grade	05	0	0	0	0	0	0	6	0	0	0	6
6th grade	06	0	0	0	0	0	0	23	0	0	0	23
7th grade	07	0	0	0	0	0	0	7	0	0	0	7
8th grade	08	0	0	0	0	0	0	74	0	0	0	74
9th grade	09	0	0	0	0	0	0	9	0	0	0	9
10th grade	10	0	0	0	0	0	0	14	0	0	0	14
11th grade	11	0	0	0	0	0	0	9	0	0	0	9
12th grade	12	0	0	0	0	0	0	165	0	0	0	165
1 year of college	13	0	0	0	0	0	0	11	0	0	0	11
2 years of college	14	0	0	0	0	0	0	27	0	0	0	27
3 years of college	15	0	0	0	0	0	0	3	0	0	0	3
4 years of college	16	0	0	0	0	0	0	55	0	0	0	55
5 years of college	17	0	0	0	0	0	0	4	0	0	0	4
6 years of college	18	0	0	0	0	0	0	15	0	0	0	15
7 years of college	19	0	0	0	0	0	0	3	0	0	0	3
8 years of college	20	0	0	0	0	0	0	6	0	0	0	6
Don't know	98	0	0	0	0	0	0	207	0	0	0	207
No answer	99	0	0	0	0	0	0	23	0	0	0	23
Not applicable (Punches 2-5 in Col. 33 or Punches 5 and 7 in Col. 1925)	BK	13,626	354	7,542	353	5,907	1,606	2,310	2,904	2,832	2,817	40,251

B. What is the highest grade or year of regular school that your (husband's/wife's) mother ever completed? CODE EXACT GRADE.

[VAR: SPMAEDUC]

RESPONSE	PUNCH	YEAR										COL. 1928-1929 ALL
		1972-82	1982B	1983-87	1987B	1988-91	1993	1994	1996	1998	2000	
No formal school	00	0	0	0	0	0	0	6	0	0	0	6
1st grade	01	0	0	0	0	0	0	0	0	0	0	0
2nd grade	02	0	0	0	0	0	0	1	0	0	0	1
3rd grade	03	0	0	0	0	0	0	5	0	0	0	5
4th grade	04	0	0	0	0	0	0	4	0	0	0	4
5th grade	05	0	0	0	0	0	0	7	0	0	0	7
6th grade	06	0	0	0	0	0	0	10	0	0	0	10
7th grade	07	0	0	0	0	0	0	4	0	0	0	4
8th grade	08	0	0	0	0	0	0	60	0	0	0	60
9th grade	09	0	0	0	0	0	0	17	0	0	0	17
10th grade	10	0	0	0	0	0	0	15	0	0	0	15
11th grade	11	0	0	0	0	0	0	6	0	0	0	6
12th grade	12	0	0	0	0	0	0	255	0	0	0	255
1 year of college	13	0	0	0	0	0	0	8	0	0	0	8
2 years of college	14	0	0	0	0	0	0	33	0	0	0	33
3 years of college	15	0	0	0	0	0	0	5	0	0	0	5
4 years of college	16	0	0	0	0	0	0	45	0	0	0	45
5 years of college	17	0	0	0	0	0	0	2	0	0	0	2
6 years of college	18	0	0	0	0	0	0	9	0	0	0	9
7 years of college	19	0	0	0	0	0	0	0	0	0	0	0
8 years of college	20	0	0	0	0	0	0	2	0	0	0	2
Don't know	98	0	0	0	0	0	0	222	0	0	0	222
No answer	99	0	0	0	0	0	0	29	0	0	0	29
Not applicable (Punches 2-5 in Col. 33 and Punches 4 and 6 in Col. 1925)	BK	13,626	354	7,542	353	5,907	1,606	2,247	2,904	2,832	2,817	40,188

501. A. Now we would like to find out what kind of work your (husband's/wife's) father (OR SUBSTITUTE) did when your (husband/wife) was about 16 years old. What kind of work was your (husband's/ wife's) father (OR SUBSTITUTE) doing? That is, what was (his/her) job called?

OCCUPATION: [See REMARKS]

B. **IF NOT ALREADY ANSWERED, ASK:** What did (he/she) actually do in that job? Tell me what were some of (his/her) main duties?

C. What kind of place did (he/she) work for?

INDUSTRY: [See REMARKS]

D. **IF NOT ALREADY ANSWERED, ASK:** What did they (make/do)?

E. **IF ALREADY ANSWERED, CODE WITHOUT ASKING:** Was (he/she) self-employed or did (he/she) work for someone else?

REMARKS: The above questions are not coded but are used to code occupation, prestige, and industry. This survey uses the 1980 U.S. Bureau of the Census 3 digit occupation and industry classifications and the 1989 NORC/GSS prestige scores. The categories used to classify occupation, prestige, and industry can be found in Appendices F-H. The distributions given below are for first digit of each of the three codes. See Appendix T, GSS Methodological Report No. 59.

SPOUSE'S OCCUPATION

[VAR: SPHEDOCC]

RESPONSE	PUNCH	YEAR								COL. 1930-1932		
		1972-82	1982B	1983-87	1987B	1988-91	1993	1994	1996	1998	2000	ALL
Managerial and professional	0	0	0	0	0	0	0	101	0	0	0	101
Managerial and professional	1	0	0	0	0	0	0	25	0	0	0	25
Technical, sales, and administrative support . . .	2	0	0	0	0	0	0	64	0	0	0	64
Administrative support . . .	3	0	0	0	0	0	0	16	0	0	0	16
Service	4	0	0	0	0	0	0	163	0	0	0	163
Precision, production, craft, and repair	5	0	0	0	0	0	0	89	0	0	0	89
Precision, production, craft, and repair	6	0	0	0	0	0	0	44	0	0	0	44
Operatives, fabricators, and laborers	7	0	0	0	0	0	0	50	0	0	0	50
Operatives, fabricators, and laborers	8	0	0	0	0	0	0	76	0	0	0	76
Not applicable, No answer, Don't know	BK	13,626	354	7,542	353	5,907	1,606	2,364	2,904	2,832	2,817	40,305

PRESTIGE OF SPOUSE'S OCCUPATION

[VAR: SPHEDPRE]

RESPONSE	PUNCH	YEAR								COL. 1933-1934		
		1972-82	1982B	1983-87	1987B	1988-91	1993	1994	1996	1998	2000	ALL
10 - 19	1	0	0	0	0	0	0	0	0	0	0	0
20 - 29	2	0	0	0	0	0	0	90	0	0	0	90
30 - 39	3	0	0	0	0	0	0	151	0	0	0	151
40 - 49	4	0	0	0	0	0	0	235	0	0	0	235
50 - 59	5	0	0	0	0	0	0	78	0	0	0	78
60 - 69	6	0	0	0	0	0	0	59	0	0	0	59
70 - 79	7	0	0	0	0	0	0	13	0	0	0	13
80 - 89	8	0	0	0	0	0	0	2	0	0	0	2
Not applicable, No answer .	BK	13,626	354	7,542	353	5,907	1,606	2,364	2,904	2,832	2,817	40,305

SPOUSE'S EMPLOYMENT STATUS

[VAR: SPHEDSLF]

RESPONSE	PUNCH	YEAR								COL. 1935		
		1972-82	1982B	1983-87	1987B	1988-91	1993	1994	1996	1998	2000	ALL
Self-employed	1	0	0	0	0	0	0	191	0	0	0	191
Someone else	2	0	0	0	0	0	0	465	0	0	0	465
Don't know	8	0	0	0	0	0	0	38	0	0	0	38
No answer	9	0	0	0	0	0	0	67	0	0	0	67
Not applicable	BK	13,626	354	7,542	353	5,907	1,606	2,231	2,904	2,832	2,817	40,172

SPOUSE'S INDUSTRY

[VAR: SPHEDIND]

RESPONSE	PUNCH	YEAR								COL. 1936-1938		
		1972-82	1982B	1983-87	1987B	1988-91	1993	1994	1996	1998	2000	ALL
Agriculture, Forestry and Fisheries/Mining	0	0	0	0	0	0	0	188	0	0	0	188
Manufacturing	1	0	0	0	0	0	0	63	0	0	0	63
Manufacturing	2	0	0	0	0	0	0	51	0	0	0	51
Manufacturing	3	0	0	0	0	0	0	56	0	0	0	56
Transportation, Communications, and other Public Utilities	4	0	0	0	0	0	0	72	0	0	0	72
Wholesale/Retail Trade	5	0	0	0	0	0	0	24	0	0	0	24
Retail Trade	6	0	0	0	0	0	0	52	0	0	0	52
Finance, Insurance, and Real Estate; Business and Repair Services/Personal Services	7	0	0	0	0	0	0	39	0	0	0	39
Entertainment and Recreation Services, Professional and Related Services	8	0	0	0	0	0	0	50	0	0	0	50
Public Administration	9	0	0	0	0	0	0	49	0	0	0	49
Not applicable, No answer	BK	13,626	354	7,542	353	5,907	1,606	2,348	2,904	2,832	2,817	40,289

502. How many brothers and sisters does your (husband/wife) have? (Count those born alive, but no longer living, as well as those alive now. Also include stepbrothers and stepsisters, and children adopted by his/her parents.)

[VAR: SPSIBS]

RESPONSE	PUNCH	YEAR								COL. 1939-1940		
		1972-82	1982B	1983-87	1987B	1988-91	1993	1994	1996	1998	2000	ALL
None	0	0	0	0	0	0	0	38	0	0	0	38
One	1	0	0	0	0	0	0	127	0	0	0	127
Two	2	0	0	0	0	0	0	145	0	0	0	145
Three	3	0	0	0	0	0	0	135	0	0	0	135
Four	4	0	0	0	0	0	0	93	0	0	0	93
Five	5	0	0	0	0	0	0	61	0	0	0	61
Six	6	0	0	0	0	0	0	43	0	0	0	43
Seven	7	0	0	0	0	0	0	41	0	0	0	41
Eight	8	0	0	0	0	0	0	21	0	0	0	21
Nine	9	0	0	0	0	0	0	21	0	0	0	21
Ten	10	0	0	0	0	0	0	13	0	0	0	13
Eleven	11	0	0	0	0	0	0	6	0	0	0	6
Twelve	12	0	0	0	0	0	0	4	0	0	0	4
Thirteen	13	0	0	0	0	0	0	3	0	0	0	3
Fourteen	14	0	0	0	0	0	0	1	0	0	0	1
Fifteen	15	0	0	0	0	0	0	1	0	0	0	1
Sixteen	16	0	0	0	0	0	0	1	0	0	0	1
Seventeen	17	0	0	0	0	0	0	1	0	0	0	1
Eighteen	18	0	0	0	0	0	0	0	0	0	0	0
Nineteen	19	0	0	0	0	0	0	1	0	0	0	1
Twenty	20	0	0	0	0	0	0	0	0	0	0	0
Twenty One	21	0	0	0	0	0	0	1	0	0	0	1
Don't know	98	0	0	0	0	0	0	5	0	0	0	5
No answer	99	0	0	0	0	0	0	17	0	0	0	17
Not applicable	BK	13,626	354	7,542	353	5,907	1,606	2,213	2,904	2,832	2,817	40,154

503. Now I have some questions about your children. These include your biological, adopted, or step children. Let's start with the oldest and work down to the youngest. (RECORD THIS INFORMATION FOR UP TO THE NINE OLDEST CHILDREN IN TABLE TO RIGHT.)

- A. What is (this/your next) child's first name?
- B. Is (CHILD'S NAME) male or female?
- C. In what year was (CHILD'S NAME) born?
- D. Is (CHILD'S NAME) your biological child (B), adopted child (A), or step child (S)?
- E. Is (CHILD'S NAME) alive?
- F. (IF BORN BEFORE 1976) What is the highest grade or year of regular school that (CHILD'S NAME) ever completed? CODE EXACT GRADE.
- G. Do you have any other children?

SEX OF CHILDREN

1. Sex of first child.

[VAR: KDSEX1]

RESPONSE	PUNCH	YEAR										COL. 1941
		1972-82	1982B	1983-87	1987B	1988-91	1993	1994	1996	1998	2000	ALL
Male	1	0	0	0	0	0	0	593	0	0	0	593
Female	2	0	0	0	0	0	0	530	0	0	0	530
Don't know	8	0	0	0	0	0	0	0	0	0	0	0
No answer	9	0	0	0	0	0	0	9	0	0	0	9
Not applicable	BK	13,626	354	7,542	353	5,907	1,606	1,860	2,904	2,832	2,817	39,801

2. Sex of second child.

[VAR: KDSEX2]

RESPONSE	PUNCH	YEAR										COL. 1942
		1972-82	1982B	1983-87	1987B	1988-91	1993	1994	1996	1998	2000	ALL
Male	1	0	0	0	0	0	0	439	0	0	0	439
Female	2	0	0	0	0	0	0	438	0	0	0	438
Don't know	8	0	0	0	0	0	0	0	0	0	0	0
No answer	9	0	0	0	0	0	0	10	0	0	0	10
Not applicable	BK	13,626	354	7,542	353	5,907	1,606	2,105	2,904	2,832	2,817	40,046

3. Sex of third child.

[VAR: KDSEX3]

RESPONSE	PUNCH	YEAR										COL. 1943
		1972-82	1982B	1983-87	1987B	1988-91	1993	1994	1996	1998	2000	ALL
Male	1	0	0	0	0	0	0	239	0	0	0	239
Female	2	0	0	0	0	0	0	242	0	0	0	242
Don't know	8	0	0	0	0	0	0	0	0	0	0	0
No answer	9	0	0	0	0	0	0	11	0	0	0	11
Not applicable	BK	13,626	354	7,542	353	5,907	1,606	2,500	2,904	2,832	2,817	40,441

4. Sex of fourth child.

[VAR: KDSEX4]

RESPONSE	PUNCH	YEAR										COL. 1944
		1972-82	1982B	1983-87	1987B	1988-91	1993	1994	1996	1998	2000	ALL
Male	1	0	0	0	0	0	0	133	0	0	0	133
Female	2	0	0	0	0	0	0	116	0	0	0	116
Don't know	8	0	0	0	0	0	0	0	0	0	0	0
No answer	9	0	0	0	0	0	0	3	0	0	0	3
Not applicable	BK	13,626	354	7,542	353	5,907	1,606	2,740	2,904	2,832	2,817	40,681

5. Sex of fifth child.

[VAR: KDSEX5]

RESPONSE	PUNCH	YEAR										COL. 1945
		1972-82	1982B	1983-87	1987B	1988-91	1993	1994	1996	1998	2000	ALL
Male	1	0	0	0	0	0	0	57	0	0	0	57
Female	2	0	0	0	0	0	0	62	0	0	0	62
Don't know	8	0	0	0	0	0	0	0	0	0	0	0
No answer	9	0	0	0	0	0	0	2	0	0	0	2
Not applicable	BK	13,626	354	7,542	353	5,907	1,606	2,871	2,904	2,832	2,817	40,812

6. Sex of sixth child.

[VAR: KDSEX6]

RESPONSE	PUNCH	YEAR										COL. 1946
		1972-82	1982B	1983-87	1987B	1988-91	1993	1994	1996	1998	2000	ALL
Male	1	0	0	0	0	0	0	34	0	0	0	34
Female	2	0	0	0	0	0	0	24	0	0	0	24
Don't know	8	0	0	0	0	0	0	0	0	0	0	0
No answer	9	0	0	0	0	0	0	2	0	0	0	2
Not applicable	BK	13,626	354	7,542	353	5,907	1,606	2,932	2,904	2,832	2,817	40,873

7. Sex of seventh child.

[VAR: KDSEX7]

RESPONSE	PUNCH	YEAR										COL. 1947
		1972-82	1982B	1983-87	1987B	1988-91	1993	1994	1996	1998	2000	ALL
Male	1	0	0	0	0	0	0	18	0	0	0	18
Female	2	0	0	0	0	0	0	17	0	0	0	17
Don't know	8	0	0	0	0	0	0	0	0	0	0	0
No answer	9	0	0	0	0	0	0	2	0	0	0	2
Not applicable	BK	13,626	354	7,542	353	5,907	1,606	2,955	2,904	2,832	2,817	40,896

8. Sex of eighth child.

[VAR: KDSEX8]

RESPONSE	PUNCH	YEAR										COL. 1948
		1972-82	1982B	1983-87	1987B	1988-91	1993	1994	1996	1998	2000	ALL
Male	1	0	0	0	0	0	0	10	0	0	0	10
Female	2	0	0	0	0	0	0	6	0	0	0	6
Don't know	8	0	0	0	0	0	0	0	0	0	0	0
No answer	9	0	0	0	0	0	0	1	0	0	0	1
Not applicable	BK	13,626	354	7,542	353	5,907	1,606	2,975	2,904	2,832	2,817	40,916

9. Sex of ninth child.

[VAR: KDSEX9]

RESPONSE	PUNCH	YEAR							COL. 1949			
		1972-82	1982B	1983-87	1987B	1988-91	1993	1994	1996	1998	2000	ALL
Male	1	0	0	0	0	0	0	7	0	0	0	7
Female	2	0	0	0	0	0	0	2	0	0	0	2
Don't know	8	0	0	0	0	0	0	0	0	0	0	0
No answer	9	0	0	0	0	0	0	0	0	0	0	0
Not applicable	BK	13,626	354	7,542	353	5,907	1,606	2,983	2,904	2,832	2,817	40,924

YEAR CHILDREN WERE BORN

1. Birth year of first child.

[VAR: KDYRBRN1]

RESPONSE	PUNCH	YEAR							COL. 1950-1953			
		1972-82	1982B	1983-87	1987B	1988-91	1993	1994	1996	1998	2000	ALL
1900-1909	1900-1909	0	0	0	0	0	0	0	0	0	0	0
1910-1919	1910-1919	0	0	0	0	0	0	2	0	0	0	2
1920-1929	1920-1929	0	0	0	0	0	0	5	0	0	0	5
1930-1939	1930-1939	0	0	0	0	0	0	37	0	0	0	37
1940-1949	1940-1949	0	0	0	0	0	0	121	0	0	0	121
1950-1959	1950-1959	0	0	0	0	0	0	165	0	0	0	165
1960-1969	1960-1969	0	0	0	0	0	0	195	0	0	0	195
1970-1979	1970-1979	0	0	0	0	0	0	228	0	0	0	228
1980-1989	1980-1989	0	0	0	0	0	0	273	0	0	0	273
1990-1994	1990-1994	0	0	0	0	0	0	88	0	0	0	88
Born before 1976	9996	0	0	0	0	0	0	12	0	0	0	12
Don't know	9998	0	0	0	0	0	0	1	0	0	0	1
No answer	9999	0	0	0	0	0	0	5	0	0	0	5
Not applicable	BK	13,626	354	7,542	353	5,907	1,606	1,860	2,904	2,832	2,817	39,801

2. Birth year of second child.

[VAR: KDYRBRN2]

RESPONSE	PUNCH	YEAR							COL. 1954-1957			
		1972-82	1982B	1983-87	1987B	1988-91	1993	1994	1996	1998	2000	ALL
1900-1909	1900-1909	0	0	0	0	0	0	0	0	0	0	0
1910-1919	1910-1919	0	0	0	0	0	0	0	0	0	0	0
1920-1929	1920-1929	0	0	0	0	0	0	5	0	0	0	5
1930-1939	1930-1939	0	0	0	0	0	0	10	0	0	0	10
1940-1949	1940-1949	0	0	0	0	0	0	80	0	0	0	80
1950-1959	1950-1959	0	0	0	0	0	0	162	0	0	0	162
1960-1969	1960-1969	0	0	0	0	0	0	150	0	0	0	150
1970-1979	1970-1979	0	0	0	0	0	0	177	0	0	0	177
1980-1989	1980-1989	0	0	0	0	0	0	209	0	0	0	209
1990-1994	1990-1994	0	0	0	0	0	0	80	0	0	0	80
Born before 1976	9996	0	0	0	0	0	0	7	0	0	0	7
Don't know	9998	0	0	0	0	0	0	2	0	0	0	2
No answer	9999	0	0	0	0	0	0	5	0	0	0	5
Not applicable	BK	13,626	354	7,542	353	5,907	1,606	2,105	2,904	2,832	2,817	40,046

3. Birth year of third child.

[VAR: KDYRBRN3]

RESPONSE	PUNCH	YEAR										COL. 1958-1961 ALL	
		1972-82	1982B	1983-87	1987B	1988-91	1993	1994	1996	1998	2000		
1900-1909	1900-1909	0	0	0	0	0	0	0	0	0	0	0	0
1910-1919	1910-1919	0	0	0	0	0	0	0	0	0	0	0	0
1920-1929	1920-1929	0	0	0	0	0	0	4	0	0	0	0	4
1930-1939	1930-1939	0	0	0	0	0	0	3	0	0	0	0	3
1940-1949	1940-1949	0	0	0	0	0	0	41	0	0	0	0	41
1950-1959	1950-1959	0	0	0	0	0	0	107	0	0	0	0	107
1960-1969	1960-1969	0	0	0	0	0	0	102	0	0	0	0	102
1970-1979	1970-1979	0	0	0	0	0	0	76	0	0	0	0	76
1980-1989	1980-1989	0	0	0	0	0	0	102	0	0	0	0	102
1990-1994	1990-1994	0	0	0	0	0	0	45	0	0	0	0	45
Born before 1976	9996	0	0	0	0	0	0	5	0	0	0	0	5
Don't know	9998	0	0	0	0	0	0	3	0	0	0	0	3
No answer	9999	0	0	0	0	0	0	4	0	0	0	0	4
Not applicable	BK	13,626	354	7,542	353	5,907	1,606	2,500	2,904	2,832	2,817	40,441	

4. Birth year of fourth child.

[VAR: KDYRBRN4]

RESPONSE	PUNCH	YEAR										COL. 1962-1965 ALL	
		1972-82	1982B	1983-87	1987B	1988-91	1993	1994	1996	1998	2000		
1900-1909	1900-1909	0	0	0	0	0	0	0	0	0	0	0	0
1910-1919	1910-1919	0	0	0	0	0	0	0	0	0	0	0	0
1920-1929	1920-1929	0	0	0	0	0	0	2	0	0	0	0	2
1930-1939	1930-1939	0	0	0	0	0	0	2	0	0	0	0	2
1940-1949	1940-1949	0	0	0	0	0	0	16	0	0	0	0	16
1950-1959	1950-1959	0	0	0	0	0	0	48	0	0	0	0	48
1960-1969	1960-1969	0	0	0	0	0	0	77	0	0	0	0	77
1970-1979	1970-1979	0	0	0	0	0	0	44	0	0	0	0	44
1980-1989	1980-1989	0	0	0	0	0	0	43	0	0	0	0	43
1990-1994	1990-1994	0	0	0	0	0	0	14	0	0	0	0	14
Born before 1976	9996	0	0	0	0	0	0	2	0	0	0	0	2
Don't know	9998	0	0	0	0	0	0	2	0	0	0	0	2
No answer	9999	0	0	0	0	0	0	2	0	0	0	0	2
Not applicable	BK	13,626	354	7,542	353	5,907	1,606	2,740	2,904	2,832	2,817	40,681	

5. Birth year of fifth child.

[VAR: KDYRBRN5]

RESPONSE	PUNCH	YEAR										COL. 1966-1969 ALL	
		1972-82	1982B	1983-87	1987B	1988-91	1993	1994	1996	1998	2000		
1900-1909	1900-1909	0	0	0	0	0	0	0	0	0	0	0	0
1910-1919	1910-1919	0	0	0	0	0	0	0	0	0	0	0	0
1920-1929	1920-1929	0	0	0	0	0	0	1	0	0	0	0	1
1930-1939	1930-1939	0	0	0	0	0	0	1	0	0	0	0	1
1940-1949	1940-1949	0	0	0	0	0	0	5	0	0	0	0	5
1950-1959	1950-1959	0	0	0	0	0	0	29	0	0	0	0	29
1960-1969	1960-1969	0	0	0	0	0	0	39	0	0	0	0	39
1970-1979	1970-1979	0	0	0	0	0	0	17	0	0	0	0	17
1980-1989	1980-1989	0	0	0	0	0	0	18	0	0	0	0	18
1990-1994	1990-1994	0	0	0	0	0	0	6	0	0	0	0	6
Born before 1976	9996	0	0	0	0	0	0	1	0	0	0	0	1
Don't know	9998	0	0	0	0	0	0	2	0	0	0	0	2
No answer	9999	0	0	0	0	0	0	2	0	0	0	0	2
Not applicable	BK	13,626	354	7,542	353	5,907	1,606	2,871	2,904	2,832	2,817	40,812	

6. Birth year of sixth child.

[VAR: KDYRBRN6]

RESPONSE	PUNCH	YEAR										COL. 1970-1973	
		1972-82	1982B	1983-87	1987B	1988-91	1993	1994	1996	1998	2000		ALL
1900-1909	1900-1909	0	0	0	0	0	0	0	0	0	0	0	0
1910-1919	1910-1919	0	0	0	0	0	0	0	0	0	0	0	0
1920-1929	1920-1929	0	0	0	0	0	0	1	0	0	0	0	1
1930-1939	1930-1939	0	0	0	0	0	0	0	0	0	0	0	0
1940-1949	1940-1949	0	0	0	0	0	0	4	0	0	0	0	4
1950-1959	1950-1959	0	0	0	0	0	0	13	0	0	0	0	13
1960-1969	1960-1969	0	0	0	0	0	0	23	0	0	0	0	23
1970-1979	1970-1979	0	0	0	0	0	0	10	0	0	0	0	10
1980-1989	1980-1989	0	0	0	0	0	0	5	0	0	0	0	5
1990-1994	1990-1994	0	0	0	0	0	0	0	0	0	0	0	0
Born before 1976	9996	0	0	0	0	0	0	0	0	0	0	0	0
Don't know	9998	0	0	0	0	0	0	2	0	0	0	0	2
No answer	9999	0	0	0	0	0	0	2	0	0	0	0	2
Not applicable	BK	13,626	354	7,542	353	5,907	1,606	2,932	2,904	2,832	2,817	40,873	

7. Birth year of seventh child.

[VAR: KDYRBRN7]

RESPONSE	PUNCH	YEAR										COL. 1974-1977	
		1972-82	1982B	1983-87	1987B	1988-91	1993	1994	1996	1998	2000		ALL
1900-1909	1900-1909	0	0	0	0	0	0	0	0	0	0	0	0
1910-1919	1910-1919	0	0	0	0	0	0	0	0	0	0	0	0
1920-1929	1920-1929	0	0	0	0	0	0	0	0	0	0	0	0
1930-1939	1930-1939	0	0	0	0	0	0	1	0	0	0	0	1
1940-1949	1940-1949	0	0	0	0	0	0	1	0	0	0	0	1
1950-1959	1950-1959	0	0	0	0	0	0	11	0	0	0	0	11
1960-1969	1960-1969	0	0	0	0	0	0	10	0	0	0	0	10
1970-1979	1970-1979	0	0	0	0	0	0	6	0	0	0	0	6
1980-1989	1980-1989	0	0	0	0	0	0	4	0	0	0	0	4
1990-1994	1990-1994	0	0	0	0	0	0	0	0	0	0	0	0
Born before 1976	9996	0	0	0	0	0	0	0	0	0	0	0	0
Don't know	9998	0	0	0	0	0	0	2	0	0	0	0	2
No answer	9999	0	0	0	0	0	0	2	0	0	0	0	2
Not applicable	BK	13,626	354	7,542	353	5,907	1,606	2,955	2,904	2,832	2,817	40,896	

8. Birth year of eighth child.

[VAR: KDYRBRN8]

RESPONSE	PUNCH	YEAR										COL. 1978-1981	
		1972-82	1982B	1983-87	1987B	1988-91	1993	1994	1996	1998	2000		ALL
1900-1909	1900-1909	0	0	0	0	0	0	0	0	0	0	0	0
1910-1919	1910-1919	0	0	0	0	0	0	0	0	0	0	0	0
1920-1929	1920-1929	0	0	0	0	0	0	0	0	0	0	0	0
1930-1939	1930-1939	0	0	0	0	0	0	1	0	0	0	0	1
1940-1949	1940-1949	0	0	0	0	0	0	1	0	0	0	0	1
1950-1959	1950-1959	0	0	0	0	0	0	3	0	0	0	0	3
1960-1969	1960-1969	0	0	0	0	0	0	7	0	0	0	0	7
1970-1979	1970-1979	0	0	0	0	0	0	2	0	0	0	0	2
1980-1989	1980-1989	0	0	0	0	0	0	0	0	0	0	0	0
1990-1994	1990-1994	0	0	0	0	0	0	1	0	0	0	0	1
Born before 1976	9996	0	0	0	0	0	0	0	0	0	0	0	0
Don't know	9998	0	0	0	0	0	0	1	0	0	0	0	1
No answer	9999	0	0	0	0	0	0	1	0	0	0	0	1
Not applicable	BK	13,626	354	7,542	353	5,907	1,606	2,975	2,904	2,832	2,817	40,916	

9. Birth year of ninth child.

[VAR: KDYRBRN9]

RESPONSE	PUNCH	YEAR										COL. 1982-1985	
		1972-82	1982B	1983-87	1987B	1988-91	1993	1994	1996	1998	2000	ALL	
1900-1909	1900-1909	0	0	0	0	0	0	0	0	0	0	0	0
1910-1919	1910-1919	0	0	0	0	0	0	0	0	0	0	0	0
1920-1929	1920-1929	0	0	0	0	0	0	0	0	0	0	0	0
1930-1939	1930-1939	0	0	0	0	0	0	1	0	0	0	0	1
1940-1949	1940-1949	0	0	0	0	0	0	1	0	0	0	0	1
1950-1959	1950-1959	0	0	0	0	0	0	1	0	0	0	0	1
1960-1969	1960-1969	0	0	0	0	0	0	5	0	0	0	0	5
1970-1979	1970-1979	0	0	0	0	0	0	1	0	0	0	0	1
1980-1989	1980-1989	0	0	0	0	0	0	0	0	0	0	0	0
1990-1994	1990-1994	0	0	0	0	0	0	0	0	0	0	0	0
Born before 1976	9996	0	0	0	0	0	0	0	0	0	0	0	0
Don't know	9998	0	0	0	0	0	0	0	0	0	0	0	0
No answer	9999	0	0	0	0	0	0	0	0	0	0	0	0
Not applicable	BK	13,626	354	7,542	353	5,907	1,606	2,983	2,904	2,832	2,817	40,924	

REMARKS: Exact year of birth is given. The above collapsed codes are presented for convenience of display only.

CHILDREN'S RELATIONSHIP TO RESPONDENT

1. Relation to R. of first child

[VAR: KDREL 1]

RESPONSE	PUNCH	YEAR										COL. 1986	
		1972-82	1982B	1983-87	1987B	1988-91	1993	1994	1996	1998	2000	ALL	
Biological	1	0	0	0	0	0	0	1,043	0	0	0	0	1,043
Adopted	2	0	0	0	0	0	0	21	0	0	0	0	21
Step	3	0	0	0	0	0	0	59	0	0	0	0	59
Don't know	8	0	0	0	0	0	0	0	0	0	0	0	0
No answer	9	0	0	0	0	0	0	9	0	0	0	0	9
Not applicable	BK	13,626	354	7,542	353	5,907	1,606	1,860	2,904	2,832	2,817	39,801	

2. Relation to R. of second child

[VAR: KDREL 2]

RESPONSE	PUNCH	YEAR										COL. 1987	
		1972-82	1982B	1983-87	1987B	1988-91	1993	1994	1996	1998	2000	ALL	
Biological	1	0	0	0	0	0	0	831	0	0	0	0	831
Adopted	2	0	0	0	0	0	0	13	0	0	0	0	13
Step	3	0	0	0	0	0	0	36	0	0	0	0	36
Don't know	8	0	0	0	0	0	0	0	0	0	0	0	0
No answer	9	0	0	0	0	0	0	7	0	0	0	0	7
Not applicable	BK	13,626	354	7,542	353	5,907	1,606	2,105	2,904	2,832	2,817	40,046	

3. Relation to R. of third child

[VAR: KDREL 3]

RESPONSE	PUNCH	YEAR										COL. 1988	
		1972-82	1982B	1983-87	1987B	1988-91	1993	1994	1996	1998	2000	ALL	
Biological	1	0	0	0	0	0	0	445	0	0	0	0	445
Adopted	2	0	0	0	0	0	0	6	0	0	0	0	6
Step	3	0	0	0	0	0	0	31	0	0	0	0	31
Don't know	8	0	0	0	0	0	0	0	0	0	0	0	0
No answer	9	0	0	0	0	0	0	10	0	0	0	0	10
Not applicable	BK	13,626	354	7,542	353	5,907	1,606	2,500	2,904	2,832	2,817	40,441	

4. Relation to R. of fourth child

[VAR: KDREL 4]

RESPONSE	PUNCH	YEAR										COL. 1989
		1972-82	1982B	1983-87	1987B	1988-91	1993	1994	1996	1998	2000	ALL
Biological	1	0	0	0	0	0	0	224	0	0	0	224
Adopted	2	0	0	0	0	0	0	4	0	0	0	4
Step	3	0	0	0	0	0	0	17	0	0	0	17
Don't know	8	0	0	0	0	0	0	0	0	0	0	0
No answer	9	0	0	0	0	0	0	7	0	0	0	7
Not applicable	BK	13,626	354	7,542	353	5,907	1,606	2,740	2,904	2,832	2,817	40,681

5. Relation to R. of fifth child

[VAR: KDREL 5]

RESPONSE	PUNCH	YEAR										COL. 1990
		1972-82	1982B	1983-87	1987B	1988-91	1993	1994	1996	1998	2000	ALL
Biological	1	0	0	0	0	0	0	107	0	0	0	107
Adopted	2	0	0	0	0	0	0	1	0	0	0	1
Step	3	0	0	0	0	0	0	10	0	0	0	10
Don't know	8	0	0	0	0	0	0	0	0	0	0	0
No answer	9	0	0	0	0	0	0	3	0	0	0	3
Not applicable	BK	13,626	354	7,542	353	5,907	1,606	2,871	2,904	2,832	2,817	40,812

6. Relation to R. of sixth child

[VAR: KDREL 6]

RESPONSE	PUNCH	YEAR										COL. 1991
		1972-82	1982B	1983-87	1987B	1988-91	1993	1994	1996	1998	2000	ALL
Biological	1	0	0	0	0	0	0	48	0	0	0	48
Adopted	2	0	0	0	0	0	0	1	0	0	0	1
Step	3	0	0	0	0	0	0	9	0	0	0	9
Don't know	8	0	0	0	0	0	0	0	0	0	0	0
No answer	9	0	0	0	0	0	0	2	0	0	0	2
Not applicable	BK	13,626	354	7,542	353	5,907	1,606	2,932	2,904	2,832	2,817	40,873

7. Relation to R. of seventh child

[VAR: KDREL 7]

RESPONSE	PUNCH	YEAR										COL. 1992
		1972-82	1982B	1983-87	1987B	1988-91	1993	1994	1996	1998	2000	ALL
Biological	1	0	0	0	0	0	0	30	0	0	0	30
Adopted	2	0	0	0	0	0	0	0	0	0	0	0
Step	3	0	0	0	0	0	0	5	0	0	0	5
Don't know	8	0	0	0	0	0	0	0	0	0	0	0
No answer	9	0	0	0	0	0	0	2	0	0	0	2
Not applicable	BK	13,626	354	7,542	353	5,907	1,606	2,955	2,904	2,832	2,817	40,896

8. Relation to R. of eighth child

[VAR: KDREL 8]

RESPONSE	PUNCH	YEAR										COL. 1993
		1972-82	1982B	1983-87	1987B	1988-91	1993	1994	1996	1998	2000	ALL
Biological	1	0	0	0	0	0	0	14	0	0	0	14
Adopted	2	0	0	0	0	0	0	1	0	0	0	1
Step	3	0	0	0	0	0	0	1	0	0	0	1
Don't know	8	0	0	0	0	0	0	0	0	0	0	0
No answer	9	0	0	0	0	0	0	1	0	0	0	1
Not applicable	BK	13,626	354	7,542	353	5,907	1,606	2,975	2,904	2,832	2,817	40,916

9. Relation to R. of ninth child

[VAR: KDREL9]

RESPONSE	PUNCH	YEAR									COL. 1994	
		1972-82	1982B	1983-87	1987B	1988-91	1993	1994	1996	1998	2000	ALL
Biological	1	0	0	0	0	0	0	8	0	0	0	8
Adopted	2	0	0	0	0	0	0	1	0	0	0	1
Step	3	0	0	0	0	0	0	0	0	0	0	0
Don't know	8	0	0	0	0	0	0	0	0	0	0	0
No answer	9	0	0	0	0	0	0	0	0	0	0	0
Not applicable	BK	13,626	354	7,542	353	5,907	1,606	2,983	2,904	2,832	2,817	40,924

LIFE STATUS OF CHILDREN

1. Is first child alive?

[VAR: KDALIVE1]

RESPONSE	PUNCH	YEAR									COL. 1995	
		1972-82	1982B	1983-87	1987B	1988-91	1993	1994	1996	1998	2000	ALL
Yes	1	0	0	0	0	0	0	1,075	0	0	0	1,075
No	2	0	0	0	0	0	0	42	0	0	0	42
Don't know	8	0	0	0	0	0	0	2	0	0	0	2
No answer	9	0	0	0	0	0	0	13	0	0	0	13
Not applicable	BK	13,626	354	7,542	353	5,907	1,606	1,860	2,904	2,832	2,817	39,801

2. Is second child alive?

[VAR: KDALIVE2]

RESPONSE	PUNCH	YEAR									COL. 1996	
		1972-82	1982B	1983-87	1987B	1988-91	1993	1994	1996	1998	2000	ALL
Yes	1	0	0	0	0	0	0	847	0	0	0	847
No	2	0	0	0	0	0	0	23	0	0	0	23
Don't know	8	0	0	0	0	0	0	1	0	0	0	1
No answer	9	0	0	0	0	0	0	16	0	0	0	16
Not applicable	BK	13,626	354	7,542	353	5,907	1,606	2,105	2,904	2,832	2,817	40,046

3. Is third child alive?

[VAR: KDALIVE3]

RESPONSE	PUNCH	YEAR									COL. 1997	
		1972-82	1982B	1983-87	1987B	1988-91	1993	1994	1996	1998	2000	ALL
Yes	1	0	0	0	0	0	0	446	0	0	0	446
No	2	0	0	0	0	0	0	28	0	0	0	28
Don't know	8	0	0	0	0	0	0	0	0	0	0	0
No answer	9	0	0	0	0	0	0	18	0	0	0	18
Not applicable	BK	13,626	354	7,542	353	5,907	1,606	2,500	2,904	2,832	2,817	40,441

4. Is fourth child alive?

[VAR: KDALIVE4]

RESPONSE	PUNCH	YEAR									COL. 1998	
		1972-82	1982B	1983-87	1987B	1988-91	1993	1994	1996	1998	2000	ALL
Yes	1	0	0	0	0	0	0	231	0	0	0	231
No	2	0	0	0	0	0	0	11	0	0	0	11
Don't know	8	0	0	0	0	0	0	0	0	0	0	0
No answer	9	0	0	0	0	0	0	10	0	0	0	10
Not applicable	BK	13,626	354	7,542	353	5,907	1,606	2,740	2,904	2,832	2,817	40,681

5. Is fifth child alive?

[VAR: KDALIVE5]

RESPONSE	PUNCH	YEAR									COL. 1999	
		1972-82	1982B	1983-87	1987B	1988-91	1993	1994	1996	1998	2000	ALL
Yes	1	0	0	0	0	0	0	111	0	0	0	111
No	2	0	0	0	0	0	0	5	0	0	0	5
Don't know	8	0	0	0	0	0	0	0	0	0	0	0
No answer	9	0	0	0	0	0	0	5	0	0	0	5
Not applicable	BK	13,626	354	7,542	353	5,907	1,606	2,871	2,904	2,832	2,817	40,812

6. Is sixth child alive?

[VAR: KDALIVE6]

RESPONSE	PUNCH	YEAR									COL. 2000	
		1972-82	1982B	1983-87	1987B	1988-91	1993	1994	1996	1998	2000	ALL
Yes	1	0	0	0	0	0	0	54	0	0	0	54
No	2	0	0	0	0	0	0	5	0	0	0	5
Don't know	8	0	0	0	0	0	0	0	0	0	0	0
No answer	9	0	0	0	0	0	0	1	0	0	0	1
Not applicable	BK	13,626	354	7,542	353	5,907	1,606	2,932	2,904	2,832	2,817	40,873

7. Is seventh child alive?

[VAR: KDALIVE7]

RESPONSE	PUNCH	YEAR									COL. 2001	
		1972-82	1982B	1983-87	1987B	1988-91	1993	1994	1996	1998	2000	ALL
Yes	1	0	0	0	0	0	0	35	0	0	0	35
No	2	0	0	0	0	0	0	1	0	0	0	1
Don't know	8	0	0	0	0	0	0	0	0	0	0	0
No answer	9	0	0	0	0	0	0	1	0	0	0	1
Not applicable	BK	13,626	354	7,542	353	5,907	1,606	2,955	2,904	2,832	2,817	40,896

8. Is eighth child alive?

[VAR: KDALIVE8]

RESPONSE	PUNCH	YEAR									COL. 2002	
		1972-82	1982B	1983-87	1987B	1988-91	1993	1994	1996	1998	2000	ALL
Yes	1	0	0	0	0	0	0	15	0	0	0	15
No	2	0	0	0	0	0	0	1	0	0	0	1
Don't know	8	0	0	0	0	0	0	0	0	0	0	0
No answer	9	0	0	0	0	0	0	1	0	0	0	1
Not applicable	BK	13,626	354	7,542	353	5,907	1,606	2,975	2,904	2,832	2,817	40,916

9. Is ninth child alive?

[VAR: KDALIVE9]

RESPONSE	PUNCH	YEAR									COL. 2003	
		1972-82	1982B	1983-87	1987B	1988-91	1993	1994	1996	1998	2000	ALL
Yes	1	0	0	0	0	0	0	8	0	0	0	8
No	2	0	0	0	0	0	0	1	0	0	0	1
Don't know	8	0	0	0	0	0	0	0	0	0	0	0
No answer	9	0	0	0	0	0	0	0	0	0	0	0
Not applicable	BK	13,626	354	7,542	353	5,907	1,606	2,983	2,904	2,832	2,817	40,924

CHILDREN'S EDUCATIONAL ATTAINMENT

1. Highest school grade first child completed.

[VAR: KDEDUC1]

RESPONSE	PUNCH	YEAR							COL. 2004-2005			
		1972-82	1982B	1983-87	1987B	1988-91	1993	1994	1996	1998	2000	ALL
No formal school	00	0	0	0	0	0	0	4	0	0	0	4
1st grade	01	0	0	0	0	0	0	1	0	0	0	1
2nd grade	02	0	0	0	0	0	0	0	0	0	0	0
3rd grade	03	0	0	0	0	0	0	0	0	0	0	0
4th grade	04	0	0	0	0	0	0	1	0	0	0	1
5th grade	05	0	0	0	0	0	0	0	0	0	0	0
6th grade	06	0	0	0	0	0	0	1	0	0	0	1
7th grade	07	0	0	0	0	0	0	1	0	0	0	1
8th grade	08	0	0	0	0	0	0	5	0	0	0	5
9th grade	09	0	0	0	0	0	0	7	0	0	0	7
10th grade	10	0	0	0	0	0	0	13	0	0	0	13
11th grade	11	0	0	0	0	0	0	16	0	0	0	16
12th grade	12	0	0	0	0	0	0	258	0	0	0	258
1 year of college	13	0	0	0	0	0	0	29	0	0	0	29
2 years of college	14	0	0	0	0	0	0	74	0	0	0	74
3 years of college	15	0	0	0	0	0	0	28	0	0	0	28
4 years of college	16	0	0	0	0	0	0	120	0	0	0	120
5 years of college	17	0	0	0	0	0	0	13	0	0	0	13
6 years of college	18	0	0	0	0	0	0	17	0	0	0	17
7 years of college	19	0	0	0	0	0	0	1	0	0	0	1
8 years of college	20	0	0	0	0	0	0	13	0	0	0	13
Don't know	98	0	0	0	0	0	0	8	0	0	0	8
No answer	99	0	0	0	0	0	0	50	0	0	0	50
Not applicable	97	13,626	354	7,542	353	5,907	1,606	2,332	2,904	2,832	2,817	40,273

2. Highest school grade second child completed.

[VAR: KDEDUC2]

RESPONSE	PUNCH	YEAR							COL. 2006-2007			
		1972-82	1982B	1983-87	1987B	1988-91	1993	1994	1996	1998	2000	ALL
No formal school	00	0	0	0	0	0	0	7	0	0	0	7
1st grade	01	0	0	0	0	0	0	1	0	0	0	1
2nd grade	02	0	0	0	0	0	0	0	0	0	0	0
3rd grade	03	0	0	0	0	0	0	0	0	0	0	0
4th grade	04	0	0	0	0	0	0	0	0	0	0	0
5th grade	05	0	0	0	0	0	0	0	0	0	0	0
6th grade	06	0	0	0	0	0	0	0	0	0	0	0
7th grade	07	0	0	0	0	0	0	0	0	0	0	0
8th grade	08	0	0	0	0	0	0	9	0	0	0	9
9th grade	09	0	0	0	0	0	0	2	0	0	0	2
10th grade	10	0	0	0	0	0	0	22	0	0	0	22
11th grade	11	0	0	0	0	0	0	6	0	0	0	6
12th grade	12	0	0	0	0	0	0	204	0	0	0	204
1 year of college	13	0	0	0	0	0	0	38	0	0	0	38
2 years of college	14	0	0	0	0	0	0	47	0	0	0	47
3 years of college	15	0	0	0	0	0	0	22	0	0	0	22
4 years of college	16	0	0	0	0	0	0	86	0	0	0	86
5 years of college	17	0	0	0	0	0	0	9	0	0	0	9
6 years of college	18	0	0	0	0	0	0	17	0	0	0	17
7 years of college	19	0	0	0	0	0	0	4	0	0	0	4
8 years of college	20	0	0	0	0	0	0	6	0	0	0	6
Don't know	98	0	0	0	0	0	0	6	0	0	0	6
No answer	99	0	0	0	0	0	0	32	0	0	0	32
Not applicable	97	13,626	354	7,542	353	5,907	1,606	2,474	2,904	2,832	2,817	40,415

3. Highest school grade third child completed.

[VAR: KDEDUC3]

RESPONSE	PUNCH	YEAR							COL. 2008-2009			
		1972-82	1982B	1983-87	1987B	1988-91	1993	1994	1996	1998	2000	ALL
No formal schooling	00	0	0	0	0	0	0	4	0	0	0	4
1st grade	01	0	0	0	0	0	0	0	0	0	0	0
2nd grade	02	0	0	0	0	0	0	0	0	0	0	0
3rd grade	03	0	0	0	0	0	0	0	0	0	0	0
4th grade	04	0	0	0	0	0	0	0	0	0	0	0
5th grade	05	0	0	0	0	0	0	1	0	0	0	1
6th grade	06	0	0	0	0	0	0	0	0	0	0	0
7th grade	07	0	0	0	0	0	0	0	0	0	0	0
8th grade	08	0	0	0	0	0	0	3	0	0	0	3
9th grade	09	0	0	0	0	0	0	6	0	0	0	6
10th grade	10	0	0	0	0	0	0	12	0	0	0	12
11th grade	11	0	0	0	0	0	0	10	0	0	0	10
12th grade	12	0	0	0	0	0	0	130	0	0	0	130
1 year of college	13	0	0	0	0	0	0	11	0	0	0	11
2 years of college	14	0	0	0	0	0	0	28	0	0	0	28
3 years of college	15	0	0	0	0	0	0	11	0	0	0	11
4 years of college	16	0	0	0	0	0	0	43	0	0	0	43
5 years of college	17	0	0	0	0	0	0	7	0	0	0	7
6 years of college	18	0	0	0	0	0	0	13	0	0	0	13
7 years of college	19	0	0	0	0	0	0	2	0	0	0	2
8 years of college	20	0	0	0	0	0	0	5	0	0	0	5
Don't know	98	0	0	0	0	0	0	3	0	0	0	3
No answer	99	0	0	0	0	0	0	25	0	0	0	25
Not applicable	97	13,626	354	7,542	353	5,907	1,606	2,678	2,904	2,832	2,817	40,619

4. Highest school grade fourth child completed.

[VAR: KDEDUC4]

RESPONSE	PUNCH	YEAR							COL. 2010-2011			
		1972-82	1982B	1983-87	1987B	1988-91	1993	1994	1996	1998	2000	ALL
No formal school	00	0	0	0	0	0	0	1	0	0	0	1
1st grade	01	0	0	0	0	0	0	0	0	0	0	0
2nd grade	02	0	0	0	0	0	0	0	0	0	0	0
3rd grade	03	0	0	0	0	0	0	0	0	0	0	0
4th grade	04	0	0	0	0	0	0	1	0	0	0	1
5th grade	05	0	0	0	0	0	0	0	0	0	0	0
6th grade	06	0	0	0	0	0	0	0	0	0	0	0
7th grade	07	0	0	0	0	0	0	0	0	0	0	0
8th grade	08	0	0	0	0	0	0	1	0	0	0	1
9th grade	09	0	0	0	0	0	0	3	0	0	0	3
10th grade	10	0	0	0	0	0	0	3	0	0	0	3
11th grade	11	0	0	0	0	0	0	5	0	0	0	5
12th grade	12	0	0	0	0	0	0	73	0	0	0	73
1 year of college	13	0	0	0	0	0	0	9	0	0	0	9
2 years of college	14	0	0	0	0	0	0	21	0	0	0	21
3 years of college	15	0	0	0	0	0	0	6	0	0	0	6
4 years of college	16	0	0	0	0	0	0	29	0	0	0	29
5 years of college	17	0	0	0	0	0	0	1	0	0	0	1
6 years of college	18	0	0	0	0	0	0	2	0	0	0	2
7 years of college	19	0	0	0	0	0	0	0	0	0	0	0
8 years of college	20	0	0	0	0	0	0	3	0	0	0	3
Don't know	98	0	0	0	0	0	0	4	0	0	0	4
No answer	99	0	0	0	0	0	0	12	0	0	0	12
Not applicable	97	13,626	354	7,542	353	5,907	1,606	2,818	2,904	2,832	2,817	40,759

5. Highest school grade fifth child completed.

[VAR: KDEDUC5]

RESPONSE	PUNCH	YEAR							COL. 2012-2013			
		1972-82	1982B	1983-87	1987B	1988-91	1993	1994	1996	1998	2000	ALL
No formal school	00	0	0	0	0	0	0	1	0	0	0	1
1st grade	01	0	0	0	0	0	0	0	0	0	0	0
2nd grade	02	0	0	0	0	0	0	0	0	0	0	0
3rd grade	03	0	0	0	0	0	0	0	0	0	0	0
4th grade	04	0	0	0	0	0	0	0	0	0	0	0
5th grade	05	0	0	0	0	0	0	0	0	0	0	0
6th grade	06	0	0	0	0	0	0	1	0	0	0	1
7th grade	07	0	0	0	0	0	0	1	0	0	0	1
8th grade	08	0	0	0	0	0	0	1	0	0	0	1
9th grade	09	0	0	0	0	0	0	0	0	0	0	0
10th grade	10	0	0	0	0	0	0	3	0	0	0	3
11th grade	11	0	0	0	0	0	0	4	0	0	0	4
12th grade	12	0	0	0	0	0	0	33	0	0	0	33
1 year of college	13	0	0	0	0	0	0	5	0	0	0	5
2 years of college	14	0	0	0	0	0	0	7	0	0	0	7
3 years of college	15	0	0	0	0	0	0	3	0	0	0	3
4 years of college	16	0	0	0	0	0	0	15	0	0	0	15
5 years of college	17	0	0	0	0	0	0	2	0	0	0	2
6 years of college	18	0	0	0	0	0	0	1	0	0	0	1
7 years of college	19	0	0	0	0	0	0	1	0	0	0	1
8 years of college	20	0	0	0	0	0	0	0	0	0	0	0
Don't know	98	0	0	0	0	0	0	3	0	0	0	3
No answer	99	0	0	0	0	0	0	9	0	0	0	9
Not applicable	97	13,626	354	7,542	353	5,907	1,606	2,902	2,904	2,832	2,817	40,843

6. Highest school grade sixth child completed.

[VAR: KDEDUC6]

RESPONSE	PUNCH	YEAR							COL. 2014-2015			
		1972-82	1982B	1983-87	1987B	1988-91	1993	1994	1996	1998	2000	ALL
No formal school	00	0	0	0	0	0	0	1	0	0	0	1
1st grade	01	0	0	0	0	0	0	0	0	0	0	0
2nd grade	02	0	0	0	0	0	0	0	0	0	0	0
3rd grade	03	0	0	0	0	0	0	0	0	0	0	0
4th grade	04	0	0	0	0	0	0	0	0	0	0	0
5th grade	05	0	0	0	0	0	0	1	0	0	0	1
6th grade	06	0	0	0	0	0	0	0	0	0	0	0
7th grade	07	0	0	0	0	0	0	0	0	0	0	0
8th grade	08	0	0	0	0	0	0	3	0	0	0	3
9th grade	09	0	0	0	0	0	0	1	0	0	0	1
10th grade	10	0	0	0	0	0	0	1	0	0	0	1
11th grade	11	0	0	0	0	0	0	6	0	0	0	6
12th grade	12	0	0	0	0	0	0	19	0	0	0	19
1 year of college	13	0	0	0	0	0	0	1	0	0	0	1
2 years of college	14	0	0	0	0	0	0	0	0	0	0	0
3 years of college	15	0	0	0	0	0	0	1	0	0	0	1
4 years of college	16	0	0	0	0	0	0	6	0	0	0	6
5 years of college	17	0	0	0	0	0	0	1	0	0	0	1
6 years of college	18	0	0	0	0	0	0	0	0	0	0	0
7 years of college	19	0	0	0	0	0	0	1	0	0	0	1
8 years of college	20	0	0	0	0	0	0	0	0	0	0	0
Don't know	98	0	0	0	0	0	0	4	0	0	0	4
No answer	99	0	0	0	0	0	0	6	0	0	0	6
Not applicable	97	13,626	354	7,542	353	5,907	1,606	2,940	2,904	2,832	2,817	40,881

7. Highest school grade seventh child completed.

[VAR: KDEDUC7]

RESPONSE	PUNCH	YEAR							COL. 2016-2017			
		1972-82	1982B	1983-87	1987B	1988-91	1993	1994	1996	1998	2000	ALL
No formal school	00	0	0	0	0	0	0	0	0	0	0	0
1st grade	01	0	0	0	0	0	0	0	0	0	0	0
2nd grade	02	0	0	0	0	0	0	0	0	0	0	0
3rd grade	03	0	0	0	0	0	0	0	0	0	0	0
4th grade	04	0	0	0	0	0	0	0	0	0	0	0
5th grade	05	0	0	0	0	0	0	0	0	0	0	0
6th grade	06	0	0	0	0	0	0	0	0	0	0	0
7th grade	07	0	0	0	0	0	0	0	0	0	0	0
8th grade	08	0	0	0	0	0	0	2	0	0	0	2
9th grade	09	0	0	0	0	0	0	1	0	0	0	1
10th grade	10	0	0	0	0	0	0	4	0	0	0	4
11th grade	11	0	0	0	0	0	0	0	0	0	0	0
12th grade	12	0	0	0	0	0	0	10	0	0	0	10
1 year of college	13	0	0	0	0	0	0	2	0	0	0	2
2 years of college	14	0	0	0	0	0	0	4	0	0	0	4
3 years of college	15	0	0	0	0	0	0	0	0	0	0	0
4 years of college	16	0	0	0	0	0	0	2	0	0	0	2
5 years of college	17	0	0	0	0	0	0	0	0	0	0	0
6 years of college	18	0	0	0	0	0	0	0	0	0	0	0
7 years of college	19	0	0	0	0	0	0	0	0	0	0	0
8 years of college	20	0	0	0	0	0	0	0	0	0	0	0
Don't know	98	0	0	0	0	0	0	0	0	0	0	0
No answer	99	0	0	0	0	0	0	3	0	0	0	3
Not applicable	97	13,626	354	7,542	353	5,907	1,606	2,964	2,904	2,832	2,817	40,905

8. Highest school grade eighth child completed.

[VAR: KDEDUC8]

RESPONSE	PUNCH	YEAR							COL. 2018-2019			
		1972-82	1982B	1983-87	1987B	1988-91	1993	1994	1996	1998	2000	ALL
No formal school	00	0	0	0	0	0	0	0	0	0	0	0
1st grade	01	0	0	0	0	0	0	0	0	0	0	0
2nd grade	02	0	0	0	0	0	0	0	0	0	0	0
3rd grade	03	0	0	0	0	0	0	0	0	0	0	0
4th grade	04	0	0	0	0	0	0	0	0	0	0	0
5th grade	05	0	0	0	0	0	0	0	0	0	0	0
6th grade	06	0	0	0	0	0	0	0	0	0	0	0
7th grade	07	0	0	0	0	0	0	1	0	0	0	1
8th grade	08	0	0	0	0	0	0	1	0	0	0	1
9th grade	09	0	0	0	0	0	0	0	0	0	0	0
10th grade	10	0	0	0	0	0	0	0	0	0	0	0
11th grade	11	0	0	0	0	0	0	0	0	0	0	0
12th grade	12	0	0	0	0	0	0	8	0	0	0	8
1 year of college	13	0	0	0	0	0	0	0	0	0	0	0
2 years of college	14	0	0	0	0	0	0	0	0	0	0	0
3 years of college	15	0	0	0	0	0	0	0	0	0	0	0
4 years of college	16	0	0	0	0	0	0	2	0	0	0	2
5 years of college	17	0	0	0	0	0	0	0	0	0	0	0
6 years of college	18	0	0	0	0	0	0	0	0	0	0	0
7 years of college	19	0	0	0	0	0	0	0	0	0	0	0
8 years of college	20	0	0	0	0	0	0	0	0	0	0	0
Don't know	98	0	0	0	0	0	0	0	0	0	0	0
No answer	99	0	0	0	0	0	0	2	0	0	0	2
Not applicable	97	13,626	354	7,542	353	5,907	1,606	2,978	2,904	2,832	2,817	40,919

9. Highest school grade ninth child completed.

[VAR: KDEDUC9]

RESPONSE	PUNCH	YEAR										COL. 2020-2021
		1972-82	1982B	1983-87	1987B	1988-91	1993	1994	1996	1998	2000	ALL
No formal school	00	0	0	0	0	0	0	1	0	0	0	1
1st grade	01	0	0	0	0	0	0	0	0	0	0	0
2nd grade	02	0	0	0	0	0	0	0	0	0	0	0
3rd grade	03	0	0	0	0	0	0	0	0	0	0	0
4th grade	04	0	0	0	0	0	0	0	0	0	0	0
5th grade	05	0	0	0	0	0	0	0	0	0	0	0
6th grade	06	0	0	0	0	0	0	0	0	0	0	0
7th grade	07	0	0	0	0	0	0	0	0	0	0	0
8th grade	08	0	0	0	0	0	0	0	0	0	0	0
9th grade	09	0	0	0	0	0	0	0	0	0	0	0
10th grade	10	0	0	0	0	0	0	2	0	0	0	2
11th grade	11	0	0	0	0	0	0	1	0	0	0	1
12th grade	12	0	0	0	0	0	0	3	0	0	0	3
1 year of college	13	0	0	0	0	0	0	1	0	0	0	1
2 years of college	14	0	0	0	0	0	0	1	0	0	0	1
3 years of college	15	0	0	0	0	0	0	0	0	0	0	0
4 years of college	16	0	0	0	0	0	0	0	0	0	0	0
5 years of college	17	0	0	0	0	0	0	0	0	0	0	0
6 years of college	18	0	0	0	0	0	0	0	0	0	0	0
7 years of college	19	0	0	0	0	0	0	0	0	0	0	0
8 years of college	20	0	0	0	0	0	0	0	0	0	0	0
Don't know	98	0	0	0	0	0	0	0	0	0	0	0
No answer	99	0	0	0	0	0	0	0	0	0	0	0
Not applicable	97	13,626	354	7,542	353	5,907	1,606	2,983	2,904	2,832	2,817	40,919

503. NUMBER OF CHILD SELECTED FOR FOLLOW-UP QUESTIONS:

[VAR: KDPIKED]

RESPONSE	PUNCH	YEAR										COL. 2022
		1972-82	1982B	1983-87	1987B	1988-91	1993	1994	1996	1998	2000	ALL
1	1	0	0	0	0	0	0	322	0	0	0	322
2	2	0	0	0	0	0	0	189	0	0	0	189
3	3	0	0	0	0	0	0	73	0	0	0	73
4	4	0	0	0	0	0	0	38	0	0	0	38
5	5	0	0	0	0	0	0	18	0	0	0	18
6	6	0	0	0	0	0	0	12	0	0	0	12
7	7	0	0	0	0	0	0	2	0	0	0	2
8	8	0	0	0	0	0	0	1	0	0	0	1
9	9	0	0	0	0	0	0	3	0	0	0	3
Not applicable	BK	13,626	354	7,542	353	5,907	1,606	2,334	2,904	2,832	2,817	40,275

REMARKS: Number corresponds to the number of the child (1-9) who was randomly chosen for the follow-up questions (KDWORk1 to KDIND80). Children were supposed to be listed from oldest to youngest, but this was not always done. Out-of-order listings are more likely to occur when some of the children had died and when both biological and non-biological children were being enumerated. Thus, one cannot necessarily infer age from order of listings.

504. I have some questions about (SELECTED CHILD). First (his/her) work. Is (s/he) currently working at a paid job?

[VAR: KDWORK1]

RESPONSE	PUNCH	YEAR										COL. 2023
		1972-82	1982B	1983-87	1987B	1988-91	1993	1994	1996	1998	2000	ALL
Yes (ASK Q. 507)	1	0	0	0	0	0	0	474	0	0	0	474
No (ASK Q. 505)	2	0	0	0	0	0	0	163	0	0	0	163
Don't know (ASK Q. 505)	8	0	0	0	0	0	0	13	0	0	0	13
No answer	9	0	0	0	0	0	0	7	0	0	0	7
Not applicable (Punch 0 in Col. 1950)	BK	13,626	354	7,542	353	5,907	1,606	2,335	2,904	2,832	2,817	40,276

REMARKS: One living child born before 1976 was randomly chosen for Questions 504-507.

505. Does (s/he) do any work at all, even if it's only a part-time job? Include unpaid work of 15 or more hours per week in a family business or farm.

[VAR: KDWORK2]

RESPONSE	PUNCH	YEAR										COL. 2024
		1972-82	1982B	1983-87	1987B	1988-91	1993	1994	1996	1998	2000	ALL
Yes (ASK Q. 507)	1	0	0	0	0	0	0	36	0	0	0	36
No (ASK Q. 506)	2	0	0	0	0	0	0	127	0	0	0	127
Don't know (ASK Q. 506)	8	0	0	0	0	0	0	13	0	0	0	13
No answer	9	0	0	0	0	0	0	7	0	0	0	7
Not applicable (Punch 0 in Col. 2022)	BK	13,626	354	7,542	353	5,907	1,606	2,809	2,904	2,832	2,817	40,750

506. Has (s/he) ever worked at one job for as long as one year?

[VAR: KDEVWORK]

RESPONSE	PUNCH	YEAR										COL. 2025
		1972-82	1982B	1983-87	1987B	1988-91	1993	1994	1996	1998	2000	ALL
Yes (ASK Q. 507)	1	0	0	0	0	0	0	81	0	0	0	81
No (GO TO 508)	2	0	0	0	0	0	0	52	0	0	0	52
Don't know (GO TO 508)	8	0	0	0	0	0	0	7	0	0	0	7
No answer	9	0	0	0	0	0	0	7	0	0	0	7
Not applicable (Punch 0 in Col. 2022)	BK	13,626	354	7,542	353	5,907	1,606	2,845	2,904	2,832	2,817	40,786

507. Respondent's Child's Occupation, Prestige, and Industry

A. What kind of work (is/was) (CHILD'S NAME) doing? That is, what (is/was) (his/her) job called?

OCCUPATION [See REMARKS]

B. **IF NOT ALREADY ANSWERED, ASK:** What (does/did) (he/she) actually do in that job? Tell me what (are/were) some of (his/her) main duties?

C. What kind of place (does/did) (s/he) work for?

INDUSTRY [See REMARKS]

D. **IF NOT ALREADY ANSWERED, ASK:** What (do/did) they (make/do)?

E. **IF ALREADY ANSWERED, CODE WITHOUT ASKING:** (Is/was) (s/he) self-employed or (does/did) (s/he) work for someone else?

REMARKS: The above questions are not coded but are used to code occupation, prestige, and industry. This survey uses the 1980 U. S. Bureau of the Census 3 digit occupation and industry classifications and the 1989 NORC/GSS prestige scores. The categories used to classify occupation, prestige, and industry can be found in Appendices F-H. The distributions given below are for first digit of each of the three codes, except that missing value codes are collapsed with blanks. See Appendix T, GSS Methodological Report No. 59.

RESPONDENT'S CHILD'S OCCUPATION

[VAR: KDOCC80]

RESPONSE	PUNCH	YEAR							COL. 2026-2028			
		1972-82	1982B	1983-87	1987B	1988-91	1993	1994	1996	1998	2000	ALL
Managerial and Professional	0	0	0	0	0	0	0	77	0	0	0	77
Managerial and Professional	1	0	0	0	0	0	0	65	0	0	0	65
Technical, Sales and Administrative Support	2	0	0	0	0	0	0	90	0	0	0	90
Administrative Support	3	0	0	0	0	0	0	100	0	0	0	100
Service	4	0	0	0	0	0	0	108	0	0	0	108
Precision, Production, Craft and Repair	5	0	0	0	0	0	0	31	0	0	0	31
Precision, Production, Craft and Repair	6	0	0	0	0	0	0	11	0	0	0	11
Operators, Fabricators, and Laborers	7	0	0	0	0	0	0	25	0	0	0	25
Operators, Fabricators, and Laborers	8	0	0	0	0	0	0	55	0	0	0	55
Not applicable (Punch 0 in Col. 2022 or Punches 2 and 8 in Col. 2025), No answer, Don't know	BK	13,626	354	7,542	353	5,907	1,606	2,430	2,904	2,832	2,817	40,371

PRESTIGE OF RESPONDENT'S CHILD'S OCCUPATION

[VAR: KDPRES80]

RESPONSE	PUNCH	YEAR							COL. 2029-2030			
		1972-82	1982B	1983-87	1987B	1988-91	1993	1994	1996	1998	2000	ALL
10 - 19	1	0	0	0	0	0	0	8	0	0	0	8
20 - 29	2	0	0	0	0	0	0	105	0	0	0	105
30 - 39	3	0	0	0	0	0	0	127	0	0	0	127
40 - 49	4	0	0	0	0	0	0	148	0	0	0	148
50 - 59	5	0	0	0	0	0	0	77	0	0	0	77
60 - 69	6	0	0	0	0	0	0	78	0	0	0	78
70 - 79	7	0	0	0	0	0	0	18	0	0	0	18
80 - 89	8	0	0	0	0	0	0	1	0	0	0	1
Not applicable, (Punch 0 in Col. 2022 or Punches 2 and 8 in Col. 2025) Don't know, No answer	BK	13,626	354	7,542	353	5,907	1,606	2,430	2,904	2,832	2,817	40,371

RESPONDENT'S CHILD'S EMPLOYMENT STATUS

[VAR: KDWRKSLF]

RESPONSE	PUNCH	YEAR										COL. 2031
		1972-82	1982B	1983-87	1987B	1988-91	1993	1994	1996	1998	2000	ALL
Self-employed	1	0	0	0	0	0	0	61	0	0	0	61
Someone else	2	0	0	0	0	0	0	520	0	0	0	520
Don't know	8	0	0	0	0	0	0	5	0	0	0	5
No answer	9	0	0	0	0	0	0	12	0	0	0	12
Not applicable (Punch 0 in Col. 2022 or Punches 2 and 8 in Col. 2025)	BK	13,626	354	7,542	353	5,907	1,606	2,394	2,904	2,832	2,817	40,335

RESPONDENT'S CHILD'S INDUSTRY

[VAR: KDIND 80]

RESPONSE	PUNCH	YEAR										COL. 2032-2034
		1972-82	1982B	1983-87	1987B	1988-91	1993	1994	1996	1998	2000	ALL
Agriculture, Forestry, and Fisheries/Mining	0	0	0	0	0	0	0	43	0	0	0	43
Manufacturing	1	0	0	0	0	0	0	28	0	0	0	28
Manufacturing	2	0	0	0	0	0	0	15	0	0	0	15
Manufacturing	3	0	0	0	0	0	0	33	0	0	0	33
Transportation, Communications, and other Public Utilities	4	0	0	0	0	0	0	40	0	0	0	40
Wholesale/Retail Trade	5	0	0	0	0	0	0	34	0	0	0	34
Retail Trade	6	0	0	0	0	0	0	84	0	0	0	84
Finance, Insurance, and Real Estate; Business and Repair Services/ Personal Services	7	0	0	0	0	0	0	95	0	0	0	95
Entertainment and Recreation Services, Professional and Related Services	8	0	0	0	0	0	0	153	0	0	0	153
Public Administration	9	0	0	0	0	0	0	41	0	0	0	41
Not applicable, (Punch 0 in Col. 2022 or Punches 2 and 8 in Col. 2025) No answer	BK	13,626	354	7,542	353	5,907	1,606	2,408	2,904	2,832	2,817	40,349

508. Now I have some questions about your sisters and brothers. These include your full, adopted, step, or half siblings. Let's start with the oldest and work down to the youngest. (RECORD THIS INFORMATION FOR UP TO THE NINE OLDEST SIBLINGS IN TABLE TO RIGHT).

- A. What is (this/your next) sister's or brother's first name?
- B. Is (BROTHER'S NAME/SISTER'S NAME) male or female?
- C. In what year was (BROTHER'S NAME/SISTER'S NAME) born?
- D. Is (BROTHER'S NAME/SISTER'S NAME) your full (F), adopted (A), step (S) or half (H) (sister/brother)?
- E. Is (BROTHER'S NAME/SISTER'S NAME) alive?
- F. Do you have any other sisters or brothers?

SIBLINGS' SEX

1. Sex of first sibling.

[VAR: SBSEX1]

RESPONSE	PUNCH	YEAR										COL. 2035
		1972-82	1982B	1983-87	1987B	1988-91	1993	1994	1996	1998	2000	ALL
Male	1	0	0	0	0	0	0	1,479	0	0	0	1,479
Female	2	0	0	0	0	0	0	1,307	0	0	0	1,307
Don't know	8	0	0	0	0	0	0	1	0	0	0	1
No answer	9	0	0	0	0	0	0	34	0	0	0	34
Not applicable	BK	13,626	354	7,542	353	5,907	1,606	171	2,904	2,832	2,817	40,349

2. Sex of second sibling.

[VAR: SBSEX2]

RESPONSE	PUNCH	YEAR										COL. 2036
		1972-82	1982B	1983-87	1987B	1988-91	1993	1994	1996	1998	2000	ALL
Male	1	0	0	0	0	0	0	1,101	0	0	0	1,101
Female	2	0	0	0	0	0	0	1,127	0	0	0	1,127
Don't know	8	0	0	0	0	0	0	0	0	0	0	0
No answer	9	0	0	0	0	0	0	43	0	0	0	43
Not applicable	BK	13,626	354	7,542	353	5,907	1,606	721	2,904	2,832	2,817	38,662

3. Sex of third sibling.

[VAR: SBSEX3]

RESPONSE	PUNCH	YEAR										COL. 2037
		1972-82	1982B	1983-87	1987B	1988-91	1993	1994	1996	1998	2000	ALL
Male	1	0	0	0	0	0	0	802	0	0	0	802
Female	2	0	0	0	0	0	0	852	0	0	0	852
Don't know	8	0	0	0	0	0	0	1	0	0	0	1
No answer	9	0	0	0	0	0	0	40	0	0	0	40
Not applicable	BK	13,626	354	7,542	353	5,907	1,606	1,297	2,904	2,832	2,817	39,238

4. Sex of fourth sibling.

[VAR: SBSEX4]

RESPONSE	PUNCH	YEAR										COL. 2038
		1972-82	1982B	1983-87	1987B	1988-91	1993	1994	1996	1998	2000	ALL
Male	1	0	0	0	0	0	0	577	0	0	0	577
Female	2	0	0	0	0	0	0	578	0	0	0	578
Don't know	8	0	0	0	0	0	0	3	0	0	0	3
No answer	9	0	0	0	0	0	0	40	0	0	0	40
Not applicable	BK	13,626	354	7,542	353	5,907	1,606	1,794	2,904	2,832	2,817	39,735

5. Sex of fifth sibling.

[VAR: SBSEX5]

RESPONSE	PUNCH	YEAR										COL. 2039
		1972-82	1982B	1983-87	1987B	1988-91	1993	1994	1996	1998	2000	ALL
Male	1	0	0	0	0	0	0	407	0	0	0	407
Female	2	0	0	0	0	0	0	388	0	0	0	388
Don't know	8	0	0	0	0	0	0	5	0	0	0	5
No answer	9	0	0	0	0	0	0	34	0	0	0	34
Not applicable	BK	13,626	354	7,542	353	5,907	1,606	2,158	2,904	2,832	2,817	40,099

6. Sex of sixth sibling.

[VAR: SBSEX6]

RESPONSE	PUNCH	YEAR								COL. 2040		
		1972-82	1982B	1983-87	1987B	1988-91	1993	1994	1996	1998	2000	ALL
Male	1	0	0	0	0	0	0	276	0	0	0	276
Female	2	0	0	0	0	0	0	285	0	0	0	285
Don't know	8	0	0	0	0	0	0	5	0	0	0	5
No answer	9	0	0	0	0	0	0	28	0	0	0	28
Not applicable	BK	13,626	354	7,542	353	5,907	1,606	2,398	2,904	2,832	2,817	40,339

7. Sex of seventh sibling.

[VAR: SBSEX7]

RESPONSE	PUNCH	YEAR								COL. 2041		
		1972-82	1982B	1983-87	1987B	1988-91	1993	1994	1996	1998	2000	ALL
Male	1	0	0	0	0	0	0	196	0	0	0	196
Female	2	0	0	0	0	0	0	185	0	0	0	185
Don't know	8	0	0	0	0	0	0	4	0	0	0	4
No answer	9	0	0	0	0	0	0	24	0	0	0	24
Not applicable	BK	13,626	354	7,542	353	5,907	1,606	2,583	2,904	2,832	2,817	40,524

8. Sex of eighth sibling.

[VAR: SBSEX8]

RESPONSE	PUNCH	YEAR								COL. 2042		
		1972-82	1982B	1983-87	1987B	1988-91	1993	1994	1996	1998	2000	ALL
Male	1	0	0	0	0	0	0	137	0	0	0	137
Female	2	0	0	0	0	0	0	132	0	0	0	132
Don't know	8	0	0	0	0	0	0	2	0	0	0	2
No answer	9	0	0	0	0	0	0	19	0	0	0	19
Not applicable	BK	13,626	354	7,542	353	5,907	1,606	2,702	2,904	2,832	2,817	40,643

9. Sex of ninth sibling.

[VAR: SBSEX9]

RESPONSE	PUNCH	YEAR								COL. 2043		
		1972-82	1982B	1983-87	1987B	1988-91	1993	1994	1996	1998	2000	ALL
Male	1	0	0	0	0	0	0	85	0	0	0	85
Female	2	0	0	0	0	0	0	94	0	0	0	94
Don't know	8	0	0	0	0	0	0	3	0	0	0	3
No answer	9	0	0	0	0	0	0	15	0	0	0	15
Not applicable	BK	13,626	354	7,542	353	5,907	1,606	2,795	2,904	2,832	2,817	40,736

YEAR SIBLINGS WERE BORN

1. Birth year of first sibling.

[VAR: SBYRBRN1]

RESPONSE	PUNCH	YEAR										COL. 2044-2047
		1972-82	1982B	1983-87	1987B	1988-91	1993	1994	1996	1998	2000	ALL
1850-1899	1850-1899	0	0	0	0	0	0	19	0	0	0	19
1900-1909	1900-1909	0	0	0	0	0	0	84	0	0	0	84
1910-1919	1910-1919	0	0	0	0	0	0	184	0	0	0	184
1920-1929	1920-1929	0	0	0	0	0	0	203	0	0	0	203
1930-1939	1930-1939	0	0	0	0	0	0	321	0	0	0	321
1940-1949	1940-1949	0	0	0	0	0	0	556	0	0	0	556
1950-1959	1950-1959	0	0	0	0	0	0	628	0	0	0	628
1960-1969	1960-1969	0	0	0	0	0	0	450	0	0	0	450
1970-1979	1970-1979	0	0	0	0	0	0	158	0	0	0	158
1980-1989	1980-1989	0	0	0	0	0	0	10	0	0	0	10
1990-1994	1990-1994	0	0	0	0	0	0	0	0	0	0	0
Born before 1976	9996	0	0	0	0	0	0	2	0	0	0	2
Don't know	9998	0	0	0	0	0	0	117	0	0	0	117
No answer	9999	0	0	0	0	0	0	89	0	0	0	89
Not applicable	BK	13,626	354	7,542	353	5,907	1,606	171	2,904	2,832	2,817	38,112

2. Birth year of second sibling.

[VAR: SBYRBRN2]

RESPONSE	PUNCH	YEAR										COL. 2048-2051
		1972-82	1982B	1983-87	1987B	1988-91	1993	1994	1996	1998	2000	ALL
1850-1899	1850-1899	0	0	0	0	0	0	10	0	0	0	10
1900-1909	1900-1909	0	0	0	0	0	0	48	0	0	0	48
1910-1919	1910-1919	0	0	0	0	0	0	147	0	0	0	147
1920-1929	1920-1929	0	0	0	0	0	0	185	0	0	0	185
1930-1939	1930-1939	0	0	0	0	0	0	198	0	0	0	198
1940-1949	1940-1949	0	0	0	0	0	0	360	0	0	0	360
1950-1959	1950-1959	0	0	0	0	0	0	533	0	0	0	533
1960-1969	1960-1969	0	0	0	0	0	0	405	0	0	0	405
1970-1979	1970-1979	0	0	0	0	0	0	160	0	0	0	160
1980-1989	1980-1989	0	0	0	0	0	0	28	0	0	0	28
1990-1994	1990-1994	0	0	0	0	0	0	1	0	0	0	1
Born before 1976	9996	0	0	0	0	0	0	1	0	0	0	1
Don't know	9998	0	0	0	0	0	0	113	0	0	0	113
No answer	9999	0	0	0	0	0	0	82	0	0	0	82
Not applicable	BK	13,626	354	7,542	353	5,907	1,606	721	2,904	2,832	2,817	38,662

3. Birth year of third sibling.

[VAR: SBYRBRN3]

RESPONSE	PUNCH	YEAR										COL. 2052-2055
		1972-82	1982B	1983-87	1987B	1988-91	1993	1994	1996	1998	2000	ALL
1850-1899	1850-1899	0	0	0	0	0	0	4	0	0	0	4
1900-1909	1900-1909	0	0	0	0	0	0	28	0	0	0	28
1910-1919	1910-1919	0	0	0	0	0	0	89	0	0	0	89
1920-1929	1920-1929	0	0	0	0	0	0	158	0	0	0	158
1930-1939	1930-1939	0	0	0	0	0	0	134	0	0	0	134
1940-1949	1940-1949	0	0	0	0	0	0	213	0	0	0	213
1950-1959	1950-1959	0	0	0	0	0	0	407	0	0	0	407
1960-1969	1960-1969	0	0	0	0	0	0	309	0	0	0	309
1970-1979	1970-1979	0	0	0	0	0	0	145	0	0	0	145
1980-1989	1980-1989	0	0	0	0	0	0	33	0	0	0	33
1990-1994	1990-1994	0	0	0	0	0	0	1	0	0	0	1
Don't know	9998	0	0	0	0	0	0	106	0	0	0	106
No answer	9999	0	0	0	0	0	0	68	0	0	0	68
Not applicable	BK	13,626	354	7,542	353	5,907	1,606	1,297	2,904	2,832	2,817	39,238

4. Birth year of fourth sibling.

[VAR: SBYRBRN4]

RESPONSE	PUNCH	YEAR										COL. 2056-2059
		1972-82	1982B	1983-87	1987B	1988-91	1993	1994	1996	1998	2000	ALL
1899 or before . . .	1800-1899	0	0	0	0	0	0	3	0	0	0	3
1900-1909	1900-1909	0	0	0	0	0	0	21	0	0	0	21
1910-1919	1910-1919	0	0	0	0	0	0	48	0	0	0	48
1920-1929	1920-1929	0	0	0	0	0	0	112	0	0	0	112
1930-1939	1930-1939	0	0	0	0	0	0	106	0	0	0	106
1940-1949	1940-1949	0	0	0	0	0	0	156	0	0	0	156
1950-1959	1950-1959	0	0	0	0	0	0	239	0	0	0	239
1960-1969	1960-1969	0	0	0	0	0	0	235	0	0	0	235
1970-1979	1970-1979	0	0	0	0	0	0	95	0	0	0	95
1980-1989	1980-1989	0	0	0	0	0	0	25	0	0	0	25
1990-1994	1990-1994	0	0	0	0	0	0	3	0	0	0	3
Don't know	9998	0	0	0	0	0	0	97	0	0	0	97
No answer	9999	0	0	0	0	0	0	58	0	0	0	58
Not applicable	BK	13,626	354	7,542	353	5,907	1,606	1,794	2,904	2,832	2,817	39,735

5. Birth year of fifth sibling.

[VAR: SBYRBRN5]

RESPONSE	PUNCH	YEAR										COL. 2060-2063
		1972-82	1982B	1983-87	1987B	1988-91	1993	1994	1996	1998	2000	ALL
1899 or before . . .	1800-1899	0	0	0	0	0	0	0	0	0	0	0
1900-1909	1900-1909	0	0	0	0	0	0	16	0	0	0	16
1910-1919	1910-1919	0	0	0	0	0	0	36	0	0	0	36
1920-1929	1920-1929	0	0	0	0	0	0	78	0	0	0	78
1930-1939	1930-1939	0	0	0	0	0	0	78	0	0	0	78
1940-1949	1940-1949	0	0	0	0	0	0	93	0	0	0	93
1950-1959	1950-1959	0	0	0	0	0	0	162	0	0	0	162
1960-1969	1960-1969	0	0	0	0	0	0	156	0	0	0	156
1970-1979	1970-1979	0	0	0	0	0	0	58	0	0	0	58
1980-1989	1980-1989	0	0	0	0	0	0	16	0	0	0	16
1990-1994	1990-1994	0	0	0	0	0	0	1	0	0	0	1
Don't know	9998	0	0	0	0	0	0	90	0	0	0	90
No answer	9999	0	0	0	0	0	0	50	0	0	0	50
Not applicable	BK	13,626	354	7,542	353	5,907	1,606	2,158	2,904	2,832	2,817	40,099

6. Birth year of sixth sibling.

[VAR: SBYRBRN6]

RESPONSE	PUNCH	YEAR										COL. 2064-2066
		1972-82	1982B	1983-87	1987B	1988-91	1993	1994	1996	1998	2000	ALL
1899 or before . . .	1800-1899	0	0	0	0	0	0	0	0	0	0	0
1900-1909	1900-1909	0	0	0	0	0	0	10	0	0	0	10
1910-1919	1910-1919	0	0	0	0	0	0	23	0	0	0	23
1920-1929	1920-1929	0	0	0	0	0	0	57	0	0	0	57
1930-1939	1930-1939	0	0	0	0	0	0	52	0	0	0	52
1940-1949	1940-1949	0	0	0	0	0	0	66	0	0	0	66
1950-1959	1950-1959	0	0	0	0	0	0	96	0	0	0	96
1960-1969	1960-1969	0	0	0	0	0	0	120	0	0	0	120
1970-1979	1970-1979	0	0	0	0	0	0	40	0	0	0	40
1980-1989	1980-1989	0	0	0	0	0	0	10	0	0	0	10
1990-1994	1990-1994	0	0	0	0	0	0	2	0	0	0	2
Don't know	9998	0	0	0	0	0	0	77	0	0	0	77
No answer	9999	0	0	0	0	0	0	41	0	0	0	41
Not applicable	BK	13,626	354	7,542	353	5,907	1,606	2,398	2,904	2,832	2,817	40,339

7. Birth year of seventh sibling.

[VAR: SBYRBRN7]

RESPONSE	PUNCH	YEAR										COL. 2068-2071	
		1972-82	1982B	1983-87	1987B	1988-91	1993	1994	1996	1998	2000	ALL	
1899 or before . . .	1800-1899	0	0	0	0	0	0	0	0	0	0	0	0
1900-1909	1900-1909	0	0	0	0	0	0	3	0	0	0	0	3
1910-1919	1910-1919	0	0	0	0	0	0	18	0	0	0	0	18
1920-1929	1920-1929	0	0	0	0	0	0	30	0	0	0	0	30
1930-1939	1930-1939	0	0	0	0	0	0	41	0	0	0	0	41
1940-1949	1940-1949	0	0	0	0	0	0	48	0	0	0	0	48
1950-1959	1950-1959	0	0	0	0	0	0	63	0	0	0	0	63
1960-1969	1960-1969	0	0	0	0	0	0	76	0	0	0	0	76
1970-1979	1970-1979	0	0	0	0	0	0	24	0	0	0	0	24
1980-1989	1980-1989	0	0	0	0	0	0	12	0	0	0	0	12
1990-1994	1990-1994	0	0	0	0	0	0	0	0	0	0	0	0
Don't know	9998	0	0	0	0	0	0	61	0	0	0	0	61
No answer	9999	0	0	0	0	0	0	33	0	0	0	0	33
Not applicable	BK	13,626	354	7,542	353	5,907	1,606	2,583	2,904	2,832	2,817	40,524	

8. Birth year of eighth sibling.

[VAR: SBYRBRN8]

RESPONSE	PUNCH	YEAR										COL. 2072-2075	
		1972-82	1982B	1983-87	1987B	1988-91	1993	1994	1996	1998	2000	ALL	
1899 or before . . .	1800-1899	0	0	0	0	0	0	0	0	0	0	0	0
1900-1909	1900-1909	0	0	0	0	0	0	3	0	0	0	0	3
1910-1919	1910-1919	0	0	0	0	0	0	12	0	0	0	0	12
1920-1929	1920-1929	0	0	0	0	0	0	16	0	0	0	0	16
1930-1939	1930-1939	0	0	0	0	0	0	29	0	0	0	0	29
1940-1949	1940-1949	0	0	0	0	0	0	27	0	0	0	0	27
1950-1959	1950-1959	0	0	0	0	0	0	46	0	0	0	0	46
1960-1969	1960-1969	0	0	0	0	0	0	55	0	0	0	0	55
1970-1979	1970-1979	0	0	0	0	0	0	16	0	0	0	0	16
1980-1989	1980-1989	0	0	0	0	0	0	10	0	0	0	0	10
1990-1994	1990-1994	0	0	0	0	0	0	2	0	0	0	0	2
Don't know	9998	0	0	0	0	0	0	47	0	0	0	0	47
No answer	9999	0	0	0	0	0	0	27	0	0	0	0	27
Not applicable	BK	13,626	354	7,542	353	5,907	1,606	2,702	2,904	2,832	2,817	40,643	

9. Birth year of ninth sibling.

[VAR: SBYRBRN9]

RESPONSE	PUNCH	YEAR										COL. 2076-2079	
		1972-82	1982B	1983-87	1987B	1988-91	1993	1994	1996	1998	2000	ALL	
1899 or before . . .	1800-1899	0	0	0	0	0	0	0	0	0	0	0	0
1900-1909	1900-1909	0	0	0	0	0	0	1	0	0	0	0	1
1910-1919	1910-1919	0	0	0	0	0	0	8	0	0	0	0	8
1920-1929	1920-1929	0	0	0	0	0	0	11	0	0	0	0	11
1930-1939	1930-1939	0	0	0	0	0	0	22	0	0	0	0	22
1940-1949	1940-1949	0	0	0	0	0	0	13	0	0	0	0	13
1950-1959	1950-1959	0	0	0	0	0	0	27	0	0	0	0	27
1960-1969	1960-1969	0	0	0	0	0	0	40	0	0	0	0	40
1970-1979	1970-1979	0	0	0	0	0	0	14	0	0	0	0	14
1980-1989	1980-1989	0	0	0	0	0	0	3	0	0	0	0	3
1990-1994	1990-1994	0	0	0	0	0	0	4	0	0	0	0	4
Don't know	9998	0	0	0	0	0	0	34	0	0	0	0	34
No answer	9999	0	0	0	0	0	0	20	0	0	0	0	20
Not applicable	BK	13,626	354	7,542	353	5,907	1,606	2,795	2,904	2,832	2,817	40,736	

REMARKS: Exact year of birth is given. The above collapsed codes are presented for convenience of display only.

1. Relation to R. of first sibling

[VAR: SBREL1]

RESPONSE	PUNCH	YEAR										COL. 2080
		1972-82	1982B	1983-87	1987B	1988-91	1993	1994	1996	1998	2000	ALL
,Full	1	0	0	0	0	0	0	2,441	0	0	0	2,441
Adopted	2	0	0	0	0	0	0	40	0	0	0	40
Step	3	0	0	0	0	0	0	91	0	0	0	91
Half	4	0	0	0	0	0	0	209	0	0	0	209
Don't know	8	0	0	0	0	0	0	1	0	0	0	1
No answer	9	0	0	0	0	0	0	39	0	0	0	39
Not applicable	BK	13,626	354	7,542	353	5,907	1,606	171	2,904	2,832	2,817	38,112

2. Relation to R. of second sibling

[VAR: SBREL2]

RESPONSE	PUNCH	YEAR										COL. 2081
		1972-82	1982B	1983-87	1987B	1988-91	1993	1994	1996	1998	2000	ALL
Full	1	0	0	0	0	0	0	1,940	0	0	0	1,940
Adopted	2	0	0	0	0	0	0	20	0	0	0	20
Step	3	0	0	0	0	0	0	89	0	0	0	89
Half	4	0	0	0	0	0	0	175	0	0	0	175
Don't know	8	0	0	0	0	0	0	0	0	0	0	0
No answer	9	0	0	0	0	0	0	47	0	0	0	47
Not applicable	BK	13,626	354	7,542	353	5,907	1,606	721	2,904	2,832	2,817	38,662

3. Relation to R. of third sibling

[VAR: SBREL3]

RESPONSE	PUNCH	YEAR										COL. 2082
		1972-82	1982B	1983-87	1987B	1988-91	1993	1994	1996	1998	2000	ALL
Full	1	0	0	0	0	0	0	1,401	0	0	0	1,401
Adopted	2	0	0	0	0	0	0	12	0	0	0	12
Step	3	0	0	0	0	0	0	73	0	0	0	73
Half	4	0	0	0	0	0	0	162	0	0	0	162
Don't know	8	0	0	0	0	0	0	1	0	0	0	1
No answer	9	0	0	0	0	0	0	46	0	0	0	46
Not applicable	BK	13,626	354	7,542	353	5,907	1,606	1,297	2,904	2,832	2,817	39,238

4. Relation to R. of fourth sibling

[VAR: SBREL4]

RESPONSE	PUNCH	YEAR										COL. 2083
		1972-82	1982B	1983-87	1987B	1988-91	1993	1994	1996	1998	2000	ALL
Full	1	0	0	0	0	0	0	956	0	0	0	956
Adopted	2	0	0	0	0	0	0	5	0	0	0	5
Step	3	0	0	0	0	0	0	66	0	0	0	66
Half	4	0	0	0	0	0	0	124	0	0	0	124
Don't know	8	0	0	0	0	0	0	2	0	0	0	2
No answer	9	0	0	0	0	0	0	45	0	0	0	45
Not applicable	BK	13,626	354	7,542	353	5,907	1,606	1,794	2,904	2,832	2,817	39,735

5. Relation to R. of fifth sibling

[VAR: SBREL5]

RESPONSE	PUNCH	YEAR										COL. 2084
		1972-82	1982B	1983-87	1987B	1988-91	1993	1994	1996	1998	2000	ALL
Full	1	0	0	0	0	0	0	644	0	0	0	644
Adopted	2	0	0	0	0	0	0	5	0	0	0	5
Step	3	0	0	0	0	0	0	47	0	0	0	47
Half	4	0	0	0	0	0	0	93	0	0	0	93
Don't know	8	0	0	0	0	0	0	2	0	0	0	2
No answer	9	0	0	0	0	0	0	43	0	0	0	43
Not applicable	BK	13,626	354	7,542	353	5,907	1,606	2,158	2,904	2,832	2,817	40,099

6. Relation to R. of sixth sibling

[VAR: SBREL6]

RESPONSE	PUNCH	YEAR										COL. 2085
		1972-82	1982B	1983-87	1987B	1988-91	1993	1994	1996	1998	2000	ALL
Full	1	0	0	0	0	0	0	454	0	0	0	454
Adopted	2	0	0	0	0	0	0	5	0	0	0	5
Step	3	0	0	0	0	0	0	34	0	0	0	34
Half	4	0	0	0	0	0	0	63	0	0	0	63
Don't know	8	0	0	0	0	0	0	2	0	0	0	2
No answer	9	0	0	0	0	0	0	36	0	0	0	36
Not applicable	BK	13,626	354	7,542	353	5,907	1,606	2,398	2,904	2,832	2,817	40,339

7. Relation to R. of seventh sibling

[VAR: SBREL7]

RESPONSE	PUNCH	YEAR										COL. 2086
		1972-82	1982B	1983-87	1987B	1988-91	1993	1994	1996	1998	2000	ALL
Full	1	0	0	0	0	0	0	313	0	0	0	313
Adopted	2	0	0	0	0	0	0	3	0	0	0	3
Step	3	0	0	0	0	0	0	24	0	0	0	24
Half	4	0	0	0	0	0	0	43	0	0	0	43
Don't know	8	0	0	0	0	0	0	1	0	0	0	1
No answer	9	0	0	0	0	0	0	25	0	0	0	25
Not applicable	BK	13,626	354	7,542	353	5,907	1,606	2,583	2,904	2,832	2,817	40,524

8. Relation to R. of eighth sibling

[VAR: SBREL8]

RESPONSE	PUNCH	YEAR										COL. 2087
		1972-82	1982B	1983-87	1987B	1988-91	1993	1994	1996	1998	2000	ALL
Full	1	0	0	0	0	0	0	214	0	0	0	214
Adopted	2	0	0	0	0	0	0	2	0	0	0	2
Step	3	0	0	0	0	0	0	17	0	0	0	17
Half	4	0	0	0	0	0	0	33	0	0	0	33
Don't know	8	0	0	0	0	0	0	0	0	0	0	0
No answer	9	0	0	0	0	0	0	24	0	0	0	24
Not applicable	BK	13,626	354	7,542	353	5,907	1,606	2,702	2,904	2,832	2,817	40,643

9. Relation to R. of ninth sibling

[VAR: SBREL9]

RESPONSE	PUNCH	YEAR										COL.	2088
		1972-82	1982B	1983-87	1987B	1988-91	1993	1994	1996	1998	2000	ALL	
Full	1	0	0	0	0	0	0	138	0	0	0	138	
Adopted	2	0	0	0	0	0	0	1	0	0	0	1	
Step	3	0	0	0	0	0	0	11	0	0	0	11	
Half	4	0	0	0	0	0	0	27	0	0	0	27	
Don't know	8	0	0	0	0	0	0	1	0	0	0	1	
No answer	9	0	0	0	0	0	0	19	0	0	0	19	
Not applicable	BK	13,626	354	7,542	353	5,907	1,606	2,795	2,904	2,832	2,817	40,736	

LIFE STATUS OF SIBLINGS

1. Is first sibling alive?

[VAR: SBALIVE1]

RESPONSE	PUNCH	YEAR										COL.	2089
		1972-82	1982B	1983-87	1987B	1988-91	1993	1994	1996	1998	2000	ALL	
Yes	1	0	0	0	0	0	0	2,366	0	0	0	2,366	
No	2	0	0	0	0	0	0	418	0	0	0	418	
Don't know	8	0	0	0	0	0	0	5	0	0	0	5	
No answer	9	0	0	0	0	0	0	32	0	0	0	32	
Not applicable	BK	13,626	354	7,542	353	5,907	1,606	171	2,904	2,832	2,817	38,112	

2. Is second sibling alive?

[VAR: SBALIVE2]

RESPONSE	PUNCH	YEAR										COL.	2090
		1972-82	1982B	1983-87	1987B	1988-91	1993	1994	1996	1998	2000	ALL	
Yes	1	0	0	0	0	0	0	1,912	0	0	0	1,912	
No	2	0	0	0	0	0	0	316	0	0	0	316	
Don't know	8	0	0	0	0	0	0	1	0	0	0	1	
No answer	9	0	0	0	0	0	0	42	0	0	0	42	
Not applicable	BK	13,626	354	7,542	353	5,907	1,606	721	2,904	2,832	2,817	38,662	

3. Is third sibling alive?

[VAR: SBALIVE3]

RESPONSE	PUNCH	YEAR										COL.	2091
		1972-82	1982B	1983-87	1987B	1988-91	1993	1994	1996	1998	2000	ALL	
Yes	1	0	0	0	0	0	0	1,402	0	0	0	1,402	
No	2	0	0	0	0	0	0	246	0	0	0	246	
Don't know	8	0	0	0	0	0	0	2	0	0	0	2	
No answer	9	0	0	0	0	0	0	45	0	0	0	45	
Not applicable	BK	13,626	354	7,542	353	5,907	1,606	1,297	2,904	2,832	2,817	39,238	

4. Is fourth sibling alive?

[VAR: SBALIVE4]

RESPONSE	PUNCH	YEAR										COL.	2092
		1972-82	1982B	1983-87	1987B	1988-91	1993	1994	1996	1998	2000	ALL	
Yes	1	0	0	0	0	0	0	984	0	0	0	984	
No	2	0	0	0	0	0	0	168	0	0	0	168	
Don't know	8	0	0	0	0	0	0	3	0	0	0	3	
No answer	9	0	0	0	0	0	0	43	0	0	0	43	
Not applicable	BK	13,626	354	7,542	353	5,907	1,606	1,794	2,904	2,832	2,817	39,735	

5. Is fifth sibling alive?

[VAR: SBALIVE5]

RESPONSE	PUNCH	YEAR										COL.	2093
		1972-82	1982B	1983-87	1987B	1988-91	1993	1994	1996	1998	2000	ALL	
Yes	1	0	0	0	0	0	0	650	0	0	0	650	
No	2	0	0	0	0	0	0	142	0	0	0	142	
Don't know	8	0	0	0	0	0	0	5	0	0	0	5	
No answer	9	0	0	0	0	0	0	37	0	0	0	37	
Not applicable	BK	13,626	354	7,542	353	5,907	1,606	2,158	2,904	2,832	2,817	40,099	

6. Is sixth sibling alive?

[VAR: SBALIVE6]

RESPONSE	PUNCH	YEAR										COL.	2094
		1972-82	1982B	1983-87	1987B	1988-91	1993	1994	1996	1998	2000	ALL	
Yes	1	0	0	0	0	0	0	465	0	0	0	465	
No	2	0	0	0	0	0	0	95	0	0	0	95	
Don't know	8	0	0	0	0	0	0	4	0	0	0	4	
No answer	9	0	0	0	0	0	0	30	0	0	0	30	
Not applicable	BK	13,626	354	7,542	353	5,907	1,606	2,398	2,904	2,832	2,817	40,339	

7. Is seventh sibling alive?

[VAR: SBALIVE7]

RESPONSE	PUNCH	YEAR										COL.	2095
		1972-82	1982B	1983-87	1987B	1988-91	1993	1994	1996	1998	2000	ALL	
Yes	1	0	0	0	0	0	0	310	0	0	0	310	
No	2	0	0	0	0	0	0	68	0	0	0	68	
Don't know	8	0	0	0	0	0	0	4	0	0	0	4	
No answer	9	0	0	0	0	0	0	27	0	0	0	27	
Not applicable	BK	13,626	354	7,542	353	5,907	1,606	2,583	2,904	2,832	2,817	40,524	

8. Is eighth sibling alive?

[VAR: SBALIVE8]

RESPONSE	PUNCH	YEAR										COL.	2096
		1972-82	1982B	1983-87	1987B	1988-91	1993	1994	1996	1998	2000	ALL	
Yes	1	0	0	0	0	0	0	216	0	0	0	216	
No	2	0	0	0	0	0	0	48	0	0	0	48	
Don't know	8	0	0	0	0	0	0	2	0	0	0	2	
No answer	9	0	0	0	0	0	0	24	0	0	0	24	
Not applicable	BK	13,626	354	7,542	353	5,907	1,606	2,702	2,904	2,832	2,817	40,643	

9. Is ninth sibling alive?

[VAR: SBALIVE9]

RESPONSE	PUNCH	YEAR										COL.	2097
		1972-82	1982B	1983-87	1987B	1988-91	1993	1994	1996	1998	2000	ALL	
Yes	1	0	0	0	0	0	0	135	0	0	0	135	
No	2	0	0	0	0	0	0	42	0	0	0	42	
Don't know	8	0	0	0	0	0	0	3	0	0	0	3	
No answer	9	0	0	0	0	0	0	17	0	0	0	17	
Not applicable	BK	13,626	354	7,542	353	5,907	1,606	2,795	2,904	2,832	2,817	40,736	

508. NUMBER OF SIBLING SELECTED FOR FOLLOW-UP QUESTIONS:

[VAR: SBPICKED]

RESPONSE	PUNCH	YEAR									COL. 2098	
		1972-82	1982B	1983-87	1987B	1988-91	1993	1994	1996	1998	2000	ALL
1	1	0	0	0	0	0	0	1,136	0	0	0	1,136
2	2	0	0	0	0	0	0	637	0	0	0	637
3	3	0	0	0	0	0	0	377	0	0	0	377
4	4	0	0	0	0	0	0	213	0	0	0	213
5	5	0	0	0	0	0	0	105	0	0	0	105
6	6	0	0	0	0	0	0	100	0	0	0	100
7	7	0	0	0	0	0	0	41	0	0	0	41
8	8	0	0	0	0	0	0	33	0	0	0	33
9	9	0	0	0	0	0	0	20	0	0	0	20
Not applicable	BK	13,626	354	7,542	353	5,907	1,606	330	2,904	2,832	2,817	38,271

REMARKS: Number corresponds to the number of the sibling (1-9) who was randomly chosen from the follow-up questions (SBEDUC to SBIND80). Siblings were supposed to be listed from oldest to youngest, but this was not always done. Out-of-order listings are more likely to occur when some of the siblings had died and when all of the siblings were not full, biological relations. Thus, one cannot necessarily infer age from order of listings.

509-510. And now I'd like to know a little more about (NAME OF SELECTED BROTHER OR SISTER). We are interested in finding out the ways in which brothers and sisters are the same and the ways in which they differ. What is the highest grade in elementary school or high school that (s/he) finished and got credit for? CODE EXACT GRADE.

IF FINISHED 9TH - 12TH GRADE OR DON'T KNOW:

- A. Did (s/he) ever get a high school diploma or a GED certificate?
- B. Did (s/he) ever complete one or more years of college for credit--not including schooling such as business college, technical or vocational school?

IF YES TO B:

- 1. How many years did (s/he) complete?
- 2. Does (s/he) have any college degrees?

IF YES TO [2]:

- 3. What degree or degrees? CODE HIGHEST DEGREE EARNED

509. SIBLING'S EDUCATION

[VAR: SBEDUC]

RESPONSE	PUNCH	YEAR										COL. 2099-2100
		1972-82	1982B	1983-87	1987B	1988-91	1993	1994	1996	1998	2000	
No formal school	0	0	0	0	0	0	0	8	0	0	0	8
1st grade	1	0	0	0	0	0	0	0	0	0	0	0
2nd grade	2	0	0	0	0	0	0	0	0	0	0	0
3rd grade	3	0	0	0	0	0	0	4	0	0	0	4
4th grade	4	0	0	0	0	0	0	9	0	0	0	9
5th grade	5	0	0	0	0	0	0	6	0	0	0	6
6th grade	6	0	0	0	0	0	0	20	0	0	0	20
7th grade	7	0	0	0	0	0	0	22	0	0	0	22
8th grade	8	0	0	0	0	0	0	75	0	0	0	75
9th grade	9	0	0	0	0	0	0	45	0	0	0	45
10th grade	10	0	0	0	0	0	0	118	0	0	0	118
11th grade	11	0	0	0	0	0	0	130	0	0	0	130
12th grade	12	0	0	0	0	0	0	993	0	0	0	993
1 year of college	13	0	0	0	0	0	0	134	0	0	0	134
2 years of college	14	0	0	0	0	0	0	253	0	0	0	253
3 years of college	15	0	0	0	0	0	0	74	0	0	0	74
4 years of college	16	0	0	0	0	0	0	409	0	0	0	409
5 years of college	17	0	0	0	0	0	0	39	0	0	0	39
6 years of college	18	0	0	0	0	0	0	88	0	0	0	88
7 years of college	19	0	0	0	0	0	0	20	0	0	0	20
8 years of college	20	0	0	0	0	0	0	56	0	0	0	56
Not applicable (Punch 0 in Col. 2098)	97	13,626	354	7,542	353	5,907	1,606	378	2,904	2,832	2,817	38,319
Don't know	98	0	0	0	0	0	0	111	0	0	0	111
No answer	99	0	0	0	0	0	0	0	0	0	0	0

510. SIBLING'S DEGREE

[VAR: SBDEG]

RESPONSE	PUNCH	YEAR										COL. 2101
		1972-82	1982B	1983-87	1987B	1988-91	1993	1994	1996	1998	2000	
Less than high school	0	0	0	0	0	0	0	390	0	0	0	390
High school	1	0	0	0	0	0	0	1,431	0	0	0	1,431
Associate/Junior college	2	0	0	0	0	0	0	116	0	0	0	116
Bachelor's	3	0	0	0	0	0	0	402	0	0	0	402
Graduate	4	0	0	0	0	0	0	178	0	0	0	178
Not applicable (Punch 0 in Col. 2098)	7	13,626	354	7,542	353	5,907	1,606	378	2,904	2,832	2,817	38,319
Don't know	8	0	0	0	0	0	0	92	0	0	0	92
No answer	9	0	0	0	0	0	0	5	0	0	0	5

511. Is (BROTHER'S NAME/SISTER'S NAME) currently working at a paid job?

[VAR: SBWORK1]

RESPONSE	PUNCH	YEAR										COL. 2102
		1972-82	1982B	1983-87	1987B	1988-91	1993	1994	1996	1998	2000	
Yes (ASK Q. 514)	1	0	0	0	0	0	0	1,721	0	0	0	1,721
No (ASK Q. 512)	2	0	0	0	0	0	0	791	0	0	0	791
Don't know (ASK Q. 512)	8	0	0	0	0	0	0	101	0	0	0	101
No answer	9	0	0	0	0	0	0	49	0	0	0	49
Not applicable (Punch 0 in Col. 2098)	BK	13,626	354	7,542	353	5,907	1,606	330	2,904	2,832	2,817	38,271

512. Does (s/he) do any work at all, even if it's only a part-time job? Include unpaid work of 15 or more hours per week in a family business or farm.

[VAR: SBWORK2]

RESPONSE	PUNCH	YEAR										COL. 2103
		1972-82	1982B	1983-87	1987B	1988-91	1993	1994	1996	1998	2000	
Yes (ASK Q. 514)	1	0	0	0	0	0	0	160	0	0	0	160
No (ASK Q. 513)	2	0	0	0	0	0	0	609	0	0	0	609
Don't know (ASK Q. 513)	8	0	0	0	0	0	0	113	0	0	0	113
No answer	9	0	0	0	0	0	0	59	0	0	0	59
Not applicable (Punch 0 in Col. 2098)	BK	13,626	354	7,542	353	5,907	1,606	2,051	2,904	2,832	2,817	39,992

513. Has (s/he) ever worked at one job for as long as one year?

[VAR: SBEVWORK]

RESPONSE	PUNCH	YEAR										COL. 2104
		1972-82	1982B	1983-87	1987B	1988-91	1993	1994	1996	1998	2000	
Yes (ASK Q. 514)	1	0	0	0	0	0	0	528	0	0	0	528
No (ASK Q. 515)	2	0	0	0	0	0	0	135	0	0	0	135
Don't know (ASK Q. 515)	8	0	0	0	0	0	0	64	0	0	0	64
No answer	9	0	0	0	0	0	0	55	0	0	0	55
Not applicable (Punch 0 in Col. 2098)	BK	13,626	354	7,542	353	5,907	1,606	2,210	2,904	2,832	2,817	40,151

514. Respondent's Sibling's Occupation, Prestige, and Industry

A. What kind of work (is/was) (BROTHER'S NAME/SISTER'S NAME) doing? That is, what was (his/her) job called?

OCCUPATION [See REMARKS]

B. **IF NOT ALREADY ANSWERED, ASK:** What (does/did) (s/he) actually do in that job? Tell me some of what (are/ were) some of (his/her) main duties?

C. What kind of place did (s/he) work for?

INDUSTRY [See REMARKS]

D. **IF NOT ALREADY ANSWERED, ASK:** What (do/did) they (make/do)?

E. **IF ALREADY ANSWERED, CODE WITHOUT ASKING:** (Is/Was) (he/she) self-employed or (does/ did) (he/she) work for someone else?

REMARKS: The above questions are not coded but are used to code occupation, prestige, and industry. This survey uses the 1980 U.S. Bureau of the Census 3 digit occupation and industry classifications and the 1989 NORC/GSS prestige scores. The categories used to classify occupation, prestige, and industry can be found in Appendices F-H. The distributions given below are for first digit of each of the three codes, except that missing value codes are collapsed with blanks. See Appendix T, GSS Methodological Report No. 59.

RESPONDENT'S SIBLING'S OCCUPATION

[VAR: SBOCC80]

RESPONSE	PUNCH	YEAR										COL. 2105-2107
		1972-82	1982B	1983-87	1987B	1988-91	1993	1994	1996	1998	2000	
Managerial and Professional	0	0	0	0	0	0	0	364	0	0	0	364
Managerial and Professional	1	0	0	0	0	0	0	244	0	0	0	244
Technical, Sales and Administrative Support	2	0	0	0	0	0	0	362	0	0	0	362
Administrative Support	3	0	0	0	0	0	0	340	0	0	0	340
Service	4	0	0	0	0	0	0	398	0	0	0	398
Precision, Production, Craft and Repair	5	0	0	0	0	0	0	185	0	0	0	185
Precision, Production, Craft and Repair	6	0	0	0	0	0	0	80	0	0	0	80
Operators, Fabricators, and Laborers	7	0	0	0	0	0	0	106	0	0	0	106
Operators, Fabricators, and Laborers	8	0	0	0	0	0	0	194	0	0	0	194
Not applicable (Punch 0 in Col. 2098 or Punches 2-8 in Col. 2104), No answer, Don't know	BK	13,626	354	7,542	353	5,907	1,606	719	2,904	2,832	2,817	38,660

PRESTIGE OF RESPONDENT'S SIBLING'S OCCUPATION

[VAR: SBPRES80]

RESPONSE	PUNCH	YEAR										COL. 2108-2109
		1972-82	1982B	1983-87	1987B	1988-91	1993	1994	1996	1998	2000	
10 - 19	1	0	0	0	0	0	0	14	0	0	0	14
20 - 29	2	0	0	0	0	0	0	348	0	0	0	348
30 - 39	3	0	0	0	0	0	0	559	0	0	0	559
40 - 49	4	0	0	0	0	0	0	618	0	0	0	618
50 - 59	5	0	0	0	0	0	0	337	0	0	0	337
60 - 69	6	0	0	0	0	0	0	298	0	0	0	298
70 - 79	7	0	0	0	0	0	0	79	0	0	0	79
80 - 89	8	0	0	0	0	0	0	20	0	0	0	20
Not applicable (Punch 0 in Col. 2098 or Punches 2-8 in Col. 2104), Don't know, No answer	BK	13,626	354	7,542	353	5,907	1,606	719	2,904	2,832	2,817	38,660

RESPONDENT'S SIBLING'S EMPLOYMENT STATUS

[VAR: SBWRKSLF]

RESPONSE	PUNCH	YEAR										COL. 2110
		1972-82	1982B	1983-87	1987B	1988-91	1993	1994	1996	1998	2000	
Self-employed	1	0	0	0	0	0	0	331	0	0	0	331
Someone else	2	0	0	0	0	0	0	2,039	0	0	0	2,039
Don't know	8	0	0	0	0	0	0	19	0	0	0	19
No answer	9	0	0	0	0	0	0	43	0	0	0	43
Not applicable (Punch 0 in Col. 2098 or Punches 2-8 in Col. 2104)	BK	13,626	354	7,542	353	5,907	1,606	560	2,904	2,832	2,817	38,501

RESPONDENT'S SIBLING'S INDUSTRY

[VAR: SBIND80]

RESPONSE	PUNCH	YEAR										COL. 2111-2113
		1972-82	1982B	1983-87	1987B	1988-91	1993	1994	1996	1998	2000	
Agriculture, Forestry, and Fisheries/Mining	0	0	0	0	0	0	0	223	0	0	0	223
Manufacturing	1	0	0	0	0	0	0	158	0	0	0	158
Manufacturing	2	0	0	0	0	0	0	108	0	0	0	108
Manufacturing	3	0	0	0	0	0	0	165	0	0	0	165
Transportation, Communications, and other Public Utilities	4	0	0	0	0	0	0	176	0	0	0	176
Wholesale/Retail Trade	5	0	0	0	0	0	0	118	0	0	0	118
Retail Trade	6	0	0	0	0	0	0	271	0	0	0	271
Finance, Insurance, and Real Estate; Business and Repair Services/ Personal Services	7	0	0	0	0	0	0	336	0	0	0	336
Entertainment and Recreation Services, Professional and Related Services	8	0	0	0	0	0	0	582	0	0	0	582
Public Administration	9	0	0	0	0	0	0	261	0	0	0	261
Not applicable (Punch 0 in Col. 2098 or Punches 2-8 in Col. 2104), No answer	BK	13,626	354	7,542	353	5,907	1,606	594	2,904	2,832	2,817	38,535

**1994 Multiculturalism Module
(Qs. 414, 470A, 515-544B)**

515. When you think of social and political issues, do you think of yourself mainly as a member of a particular ethnic, racial, or nationality group or do you think of yourself mainly as just an American?

[VAR: ETHID]

RESPONSE	PUNCH	YEAR										COL. 2114
		1972-82	1982B	1983-87	1987B	1988-91	1993	1994	1996	1998	2000	
Just an American (ASK 516A)	1	0	0	0	0	0	0	1,315	0	0	0	1,315
Some particular ethnic etc. group (ASK 516B)	2	0	0	0	0	0	0	109	0	0	0	109
Two or more ethnic etc. groups (ASK 516B)	3	0	0	0	0	0	0	3	0	0	0	3
Just an American <u>and</u> one or more particular ethnic etc. groups (ASK 516C)	4	0	0	0	0	0	0	20	0	0	0	20
It depends (ASK 516C)	5	0	0	0	0	0	0	12	0	0	0	12
Don't know (ASK 517)	8	0	0	0	0	0	0	8	0	0	0	8
No answer	9	0	0	0	0	0	0	7	0	0	0	7
Not applicable	BK	13,626	354	7,542	353	5,907	1,606	1,518	2,904	2,832	2,817	39,459

516. A. Do you think of yourself as "just an American" on all issues, most issues, some issues, or just a few issues?

[VAR: AMISSUE]

RESPONSE	PUNCH	YEAR										COL. 2115
		1972-82	1982B	1983-87	1987B	1988-91	1993	1994	1996	1998	2000	ALL
All issues	1	0	0	0	0	0	0	793	0	0	0	793
Most issues	2	0	0	0	0	0	0	404	0	0	0	404
Some issues	3	0	0	0	0	0	0	85	0	0	0	85
Just a few issues	4	0	0	0	0	0	0	27	0	0	0	27
Don't know	8	0	0	0	0	0	0	6	0	0	0	6
No answer	9	0	0	0	0	0	0	7	0	0	0	7
Not applicable (Punches 2-8 in Col. 2114)	BK	13,626	354	7,542	353	5,907	1,606	1,670	2,904	2,832	2,817	39,611

B. Do you think of yourself as a(n) (ethnic group or groups specified) on all issues, most issues, some issues, or just a few issues?

[VAR: ETHISSUE]

RESPONSE	PUNCH	YEAR										COL. 2116
		1972-82	1982B	1983-87	1987B	1988-91	1993	1994	1996	1998	2000	ALL
All issues	1	0	0	0	0	0	0	23	0	0	0	23
Most issues	2	0	0	0	0	0	0	44	0	0	0	44
Some issues	3	0	0	0	0	0	0	26	0	0	0	26
Just a few issues	4	0	0	0	0	0	0	18	0	0	0	18
Don't know	8	0	0	0	0	0	0	1	0	0	0	1
No answer	9	0	0	0	0	0	0	7	0	0	0	7
Not applicable (Punches 1, 4-8 in Col. 2114)	BK	13,626	354	7,542	353	5,907	1,606	2,873	2,904	2,832	2,817	40,814

C. Well, if you had to choose, which would you think of yourself most of the time--mainly as a member of a particular ethnic, racial, or nationality group, or mainly as just an American?

[VAR: ETHID1]

RESPONSE	PUNCH	YEAR										COL. 2117
		1972-82	1982B	1983-87	1987B	1988-91	1993	1994	1996	1998	2000	ALL
Just an American (ASK 516D) .	1	0	0	0	0	0	0	13	0	0	0	13
Some particular ethnic etc. group (ASK 516E)	2	0	0	0	0	0	0	11	0	0	0	11
Two or more particular ethnic etc. groups (ASK 516E) . . .	3	0	0	0	0	0	0	0	0	0	0	0
It depends (SKIP TO Q. 517) .	4	0	0	0	0	0	0	6	0	0	0	6
Don't know (SKIP TO Q. 517) .	8	0	0	0	0	0	0	0	0	0	0	0
No answer	9	0	0	0	0	0	0	9	0	0	0	9
Not applicable (Punches 1-3, 8 in Col. 2114)	K	13,626	354	7,542	353	5,907	1,606	2,953	2,904	2,832	2,817	40,894

D. Do you think of yourself as "just an American" on all issues, most issues, some issues, or just a few issues?

[VAR: AMISSUE1]

RESPONSE	PUNCH	YEAR										COL. 2118
		1972-82	1982B	1983-87	1987B	1988-91	1993	1994	1996	1998	2000	ALL
All issues	1	0	0	0	0	0	0	1	0	0	0	1
Most issues	2	0	0	0	0	0	0	6	0	0	0	6
Some issues	3	0	0	0	0	0	0	4	0	0	0	4
Just a few issues	4	0	0	0	0	0	0	2	0	0	0	2
Don't know	8	0	0	0	0	0	0	0	0	0	0	0
No answer	9	0	0	0	0	0	0	9	0	0	0	9
Not applicable (Punches 2-8 in Col. 2117 or Punches 1-3, 8 in Col. 2114) . . . BK 13,626 354 7,542 353 5,907 1,606 2,970 2,904 2,832 2,817 40,911												

E. Do you think of yourself as a(n) (ethnic group or groups specified) on all issues, most issues, some issues, or just a few issues?

[VAR: ETHISSU1]

RESPONSE	PUNCH	YEAR										COL. 2119
		1972-82	1982B	1983-87	1987B	1988-91	1993	1994	1996	1998	2000	ALL
All issues	1	0	0	0	0	0	0	0	0	0	0	0
Most issues	2	0	0	0	0	0	0	8	0	0	0	8
Some issues	3	0	0	0	0	0	0	2	0	0	0	2
Just a few issues	4	0	0	0	0	0	0	1	0	0	0	1
Don't know	8	0	0	0	0	0	0	0	0	0	0	0
No answer	9	0	0	0	0	0	0	9	0	0	0	9
Not applicable (Punches 1, 4, 8 in Col. 2117 or Punches 1-3, 8 in Col. 2114) . . . BK 13,626 354 7,542 353 5,907 1,606 2,972 2,904 2,832 2,817 40,913												

517. Do you feel that the quality of life is better in America than in most other advanced industrial countries, about the same, or do you feel that people are better off in most other advanced industrial countries than they are in the United States?

[VAR: AMRANK]

RESPONSE	PUNCH	YEAR										COL. 2120
		1972-82	1982B	1983-87	1987B	1988-91	1993	1994	1996	1998	2000	ALL
Better in America	1	0	0	0	0	0	0	1,155	0	0	0	1,155
About the same	2	0	0	0	0	0	0	220	0	0	0	220
Better in other advanced industrial countries	3	0	0	0	0	0	0	61	0	0	0	61
Don't know	8	0	0	0	0	0	0	35	0	0	0	35
No answer	9	0	0	0	0	0	0	3	0	0	0	3
Not applicable BK 13,626 354 7,542 353 5,907 1,606 1,518 2,904 2,832 2,817 39,459												

518. How proud are you to be an American . . . extremely proud, very proud, somewhat proud, or not very proud?

[VAR: AMPROUD]

RESPONSE	PUNCH	YEAR										COL. 2121
		1972-82	1982B	1983-87	1987B	1988-91	1993	1994	1996	1998	2000	ALL
Extremely proud	1	0	0	0	0	0	0	683	0	0	0	683
Very proud	2	0	0	0	0	0	0	564	0	0	0	564
Somewhat proud	3	0	0	0	0	0	0	185	0	0	0	185
Not very proud	4	0	0	0	0	0	0	20	0	0	0	20
Don't know	8	0	0	0	0	0	0	7	0	0	0	7
No answer	9	0	0	0	0	0	0	15	0	0	0	15
Not applicable	BK	13,626	354	7,542	353	5,907	1,606	1,518	2,904	2,832	2,817	39,459

519. Some people say that it is better for America if different racial and ethnic groups maintain their distinct cultures. Others say that it is better if groups change so that they blend into the larger society as in the idea of a melting pot.

Here is a card with a scale from 1 to 7. Think of a score of 1 as meaning that racial and ethnic groups should maintain their distinct cultures, and a score of 7 as meaning that groups should change so that they blend into the larger society. What score between 1 and 7 comes closest to the way you feel? (CIRCLE ONE):

HAND
CARD CE

RACIAL AND ETHNIC GROUPS SHOULD MAINTAIN THEIR DISTINCT CULTURES

GROUPS SHOULD CHANGE SO THAT THEY BLEND INTO THE LARGER SOCIETY

[VAR: MELTPOT]

RESPONSE	PUNCH	YEAR										COL. 2122
		1972-82	1982B	1983-87	1987B	1988-91	1993	1994	1996	1998	2000	ALL
Racial and ethnic groups should maintain their distinct cultures (ASK 519A)	1	0	0	0	0	0	0	191	0	0	120	311
2 (ASK 519A)	2	0	0	0	0	0	0	102	0	0	132	234
3 (ASK 519A)	3	0	0	0	0	0	0	166	0	0	173	339
4 (GO TO 520)	4	0	0	0	0	0	0	424	0	0	438	862
5 (ASK 519B)	5	0	0	0	0	0	0	230	0	0	185	415
6 (ASK 519B)	6	0	0	0	0	0	0	114	0	0	140	254
Groups should change so that they blend into the larger society (ASK 519B)	7	0	0	0	0	0	0	208	0	0	137	345
Don't know (ASK 520)	8	0	0	0	0	0	0	33	0	0	62	95
No answer	9	0	0	0	0	0	0	6	0	0	11	17
Not applicable	BK	13,626	354	7,542	353	5,907	1,606	1,518	2,904	2,832	1419	38,061

A. Should it be up to the government to help racial and ethnic groups maintain their distinct cultures, or should this be left up to the groups themselves?

[VAR: GVTAPART]

RESPONSE	PUNCH	YEAR										COL. 2123
		1972-82	1982B	1983-87	1987B	1988-91	1993	1994	1996	1998	2000	ALL
Government to help (GO TO Q. 520)	1	0	0	0	0	0	0	47	0	0	0	47
Left up to groups (GO TO Q. 520)	2	0	0	0	0	0	0	400	0	0	0	400
Don't know (GO TO Q. 520)	8	0	0	0	0	0	0	11	0	0	0	11
No answer	9	0	0	0	0	0	0	7	0	0	0	7
Not applicable (Punches 4-8 in Col. 2122)	BK	13,626	354	7,542	353	5,907	1,606	2,527	2,904	2,832	2,817	40,468

B. Should it be up to the government to help racial and ethnic groups change so that they blend into the larger society, or should this be left up to the groups themselves?

[VAR: GVTMELT]

RESPONSE	PUNCH	YEAR										COL. 2124
		1972-82	1982B	1983-87	1987B	1988-91	1993	1994	1996	1998	2000	
Government to help	1	0	0	0	0	0	0	108	0	0	0	108
Left up to groups	2	0	0	0	0	0	0	394	0	0	0	394
Don't know	8	0	0	0	0	0	0	22	0	0	0	22
No answer	9	0	0	0	0	0	0	34	0	0	0	34
Not applicable (Punches 1-4, 8 in Col. 2122)	BK	13,626	354	7,542	353	5,907	1,606	2,434	2,904	2,832	2,817	40,375

REMARKS: Hand Card CE contained responses 1-7.

520. Now I'm going to read you some statements and would like to get your reaction to them. After I read each statement, please tell me if you strongly agree, agree, neither agree nor disagree, disagree, or strongly disagree with the statement.

Political organizations based on race or ethnicity promote separatism and make it hard for all of us to live together.

HAND
CARD CF

[VAR: ETHORGS]

RESPONSE	PUNCH	YEAR										COL. 2125
		1972-82	1982B	1983-87	1987B	1988-91	1993	1994	1996	1998	2000	
Strongly agree	1	0	0	0	0	0	0	361	0	0	0	361
Agree	2	0	0	0	0	0	0	619	0	0	0	619
Neither agree nor disagree	3	0	0	0	0	0	0	201	0	0	0	201
Disagree	4	0	0	0	0	0	0	176	0	0	0	176
Strongly disagree	5	0	0	0	0	0	0	46	0	0	0	46
Don't know	8	0	0	0	0	0	0	61	0	0	0	61
No answer	9	0	0	0	0	0	0	10	0	0	0	10
Not applicable	BK	13,626	354	7,542	353	5,907	1,606	1,518	2,904	2,832	2,817	39,459

REMARKS: Hand Card CF contained responses 1-5.

521. A. Under the First Amendment guaranteeing free speech, people should be allowed to express their own opinions even if they are harmful or offensive to members of other religious or racial groups.

[VAR: ETHSPKOK]

RESPONSE	PUNCH	YEAR										COL. 2126
		1972-82	1982B	1983-87	1987B	1988-91	1993	1994	1996	1998	2000	
Strongly agree (GO TO Q. 522)	1	0	0	0	0	0	0	158	0	0	0	158
Agree (GO TO Q. 522)	2	0	0	0	0	0	0	317	0	0	0	317
Neither agree nor disagree (GO TO Q. 522)	3	0	0	0	0	0	0	84	0	0	0	84
Disagree (GO TO Q. 522)	4	0	0	0	0	0	0	150	0	0	0	150
Strongly disagree (GO TO Q. 522)	5	0	0	0	0	0	0	31	0	0	0	31
Don't know (GO TO Q. 522)	8	0	0	0	0	0	0	9	0	0	0	9
No answer	9	0	0	0	0	0	0	8	0	0	0	8
Not applicable (Punch 2 in Col. 923)	BK	13,626	354	7,542	353	5,907	1,606	2,235	2,904	2,832	2,817	40,176

- B. People should not be allowed to express opinions that are harmful or offensive to members of other religious or racial groups.

[VAR: ETHSPKNO]

RESPONSE	PUNCH	YEAR										COL. 2127
		1972-82	1982B	1983-87	1987B	1988-91	1993	1994	1996	1998	2000	ALL
Strongly agree	1	0	0	0	0	0	0	71	0	0	0	71
Agree	2	0	0	0	0	0	0	222	0	0	0	222
Neither agree nor disagree	3	0	0	0	0	0	0	86	0	0	0	86
Disagree	4	0	0	0	0	0	0	246	0	0	0	246
Strongly disagree	5	0	0	0	0	0	0	71	0	0	0	71
Don't know	8	0	0	0	0	0	0	8	0	0	0	8
No answer	9	0	0	0	0	0	0	13	0	0	0	13
Not applicable (Punch 1 in Col. 923)	BK	13,626	354	7,542	353	5,907	1,606	2,275	2,904	2,832	2,817	40,216

REMARKS: Q. 521A was asked in form 2, Q. 521B was asked in form 1.

522. Now, I would like to ask whether you have ever felt the following ways about blacks and their families. For each of the feelings that I ask you about, please tell me whether you have felt that way very often, fairly often, not too often, or never?

- A. How often have you felt sympathy for blacks?

[VAR: SYMPTBLK]

RESPONSE	PUNCH	YEAR										COL. 2128
		1972-82	1982B	1983-87	1987B	1988-91	1993	1994	1996	1998	2000	ALL
Very often	1	0	0	0	0	0	0	277	0	0	0	277
Fairly often	2	0	0	0	0	0	0	545	0	0	0	545
Not too often	3	0	0	0	0	0	0	512	0	0	0	512
Never	4	0	0	0	0	0	0	102	0	0	0	102
Don't know	8	0	0	0	0	0	0	29	0	0	0	29
No answer	9	0	0	0	0	0	0	9	0	0	0	9
Not applicable	BK	13,626	354	7,542	353	5,907	1,606	1,518	2,904	2,832	2,817	39,459

- B. How often have you felt admiration for blacks?

[VAR: ADMIRBLK]

RESPONSE	PUNCH	YEAR										COL. 2129
		1972-82	1982B	1983-87	1987B	1988-91	1993	1994	1996	1998	2000	ALL
Very often	1	0	0	0	0	0	0	247	0	0	0	247
Fairly often	2	0	0	0	0	0	0	583	0	0	0	583
Not too often	3	0	0	0	0	0	0	498	0	0	0	498
Never	4	0	0	0	0	0	0	98	0	0	0	98
Don't know	8	0	0	0	0	0	0	38	0	0	0	38
No answer	9	0	0	0	0	0	0	10	0	0	0	10
Not applicable	BK	13,626	354	7,542	353	5,907	1,606	1,518	2,904	2,832	2,817	39,459

523. How do you feel about bilingual education? Are you strongly in favor of it, somewhat in favor of it, somewhat opposed to it, or strongly opposed to it?

[VAR: BILINGED]

RESPONSE	PUNCH	YEAR										COL. 2130
		1972-82	1982B	1983-87	1987B	1988-91	1993	1994	1996	1998	2000	
Strongly in favor of it . . .	1	0	0	0	0	0	0	388	0	0	0	388
Somewhat in favor of it . . .	2	0	0	0	0	0	0	560	0	0	0	560
Somewhat opposed to it . . .	3	0	0	0	0	0	0	240	0	0	0	240
Strongly opposed to it . . .	4	0	0	0	0	0	0	212	0	0	0	212
Don't know	8	0	0	0	0	0	0	67	0	0	0	67
No answer	9	0	0	0	0	0	0	7	0	0	0	7
Not applicable	BK	13,626	354	7,542	353	5,907	1,606	1,518	2,904	2,832	2,817	39,459

524. There are several different ideas about how to teach children who don't speak English when they enter our public schools. Please look at the card and tell me which statement best describes how you feel:

HAND
CARD CG

All classes should be conducted only in English so that children have to learn English right from the start 1

Children who don't know English should have classes in their native language just for a year or two until they learn English 2

Students who want to keep up with their native languages and cultures should be able to take many of the classes in Spanish or other languages all the way through high school 3

[VAR: ENGTEACH]

RESPONSE	PUNCH	YEAR										COL. 2131
		1972-82	1982B	1983-87	1987B	1988-91	1993	1994	1996	1998	2000	
Classes only in English . . .	1	0	0	0	0	0	0	512	0	0	0	512
Native language for 1-2 years	2	0	0	0	0	0	0	687	0	0	0	687
Take classes in native language through high school	3	0	0	0	0	0	0	223	0	0	0	223
Don't know	8	0	0	0	0	0	0	41	0	0	0	41
No answer	9	0	0	0	0	0	0	11	0	0	0	11
Not applicable	BK	13,626	354	7,542	353	5,907	1,606	1,518	2,904	2,832	2,817	39,459

REMARKS: Hand Card CG contained responses 1-3.

525. Do you believe that election ballots should be printed only in English, or in areas where lots of people don't speak English, should they also be printed in some other languages?

[VAR: ENGBALLT]

RESPONSE	PUNCH	YEAR										COL. 2132
		1972-82	1982B	1983-87	1987B	1988-91	1993	1994	1996	1998	2000	
Printed only in English . . .	1	0	0	0	0	0	0	524	0	0	0	524
Printed in some other languages	2	0	0	0	0	0	0	898	0	0	0	898
Don't know	8	0	0	0	0	0	0	43	0	0	0	43
No answer	9	0	0	0	0	0	0	9	0	0	0	9
Not applicable	BK	13,626	354	7,542	353	5,907	1,606	1,518	2,904	2,832	2,817	39,459

526. Do you **favor** a law making English the official language of the United States, meaning government business would be conducted in English only, or do you **oppose** such a law?

[VAR: ENGOFFCL]

RESPONSE	PUNCH	YEAR										COL. 2133
		1972-82	1982B	1983-87	1987B	1988-91	1993	1994	1996	1998	2000	ALL
Favor	1	0	0	0	0	0	0	890	0	0	0	890
Neither favor nor oppose	3	0	0	0	0	0	0	137	0	0	0	137
Oppose	5	0	0	0	0	0	0	391	0	0	0	391
Don't know	8	0	0	0	0	0	0	50	0	0	0	50
No answer	9	0	0	0	0	0	0	6	0	0	0	6
Not applicable	BK	13,626	354	7,542	353	5,907	1,606	1,518	2,904	2,832	2,817	39,459

527. Do you think the number of immigrants from foreign countries who are permitted to come to the United States to live should be **increased a lot, increased a little, left the same as it is now, decreased a little, or decreased a lot?**

[VAR: LETIN]

RESPONSE	PUNCH	YEAR										COL. 2134
		1972-82	1982B	1983-87	1987B	1988-91	1993	1994	1996	1998	2000	ALL
Increased a lot	1	0	0	0	0	0	0	35	0	0	50	85
Increased a little	2	0	0	0	0	0	0	53	0	0	74	127
Same as now	3	0	0	0	0	0	0	395	0	0	612	1,007
Decreased a little	4	0	0	0	0	0	0	407	0	0	281	688
Decreased a lot	5	0	0	0	0	0	0	507	0	0	301	808
Don't know	8	0	0	0	0	0	0	69	0	0	76	145
No answer	9	0	0	0	0	0	0	8	0	0	4	12
Not applicable	BK	13,626	354	7,542	353	5,907	1,606	1,518	2,904	2,832	1419	38061

528. Compared to 10 years ago do Hispanics and Asians make up a larger share of the population in your local community, the same share, or a smaller share?

[VAR: HSPASN10]

RESPONSE	PUNCH	YEAR										COL. 2135
		1972-82	1982B	1983-87	1987B	1988-91	1993	1994	1996	1998	2000	ALL
Larger share	1	0	0	0	0	0	0	728	0	0	0	728
Same share	2	0	0	0	0	0	0	408	0	0	0	408
Smaller share	3	0	0	0	0	0	0	172	0	0	0	172
Don't know	8	0	0	0	0	0	0	157	0	0	0	157
No answer	9	0	0	0	0	0	0	9	0	0	0	9
Not applicable	BK	13,626	354	7,542	353	5,907	1,606	1,518	2,904	2,832	2,817	39,459

529. What do you think will happen as a result of more immigrants coming to this country? Is each of these possible results very likely, somewhat likely, not too likely, or not at all likely?

A. Higher economic growth.

[VAR: IMMECON]

RESPONSE	PUNCH	YEAR										COL. 2136
		1972-82	1982B	1983-87	1987B	1988-91	1993	1994	1996	1998	2000	ALL
Very likely	1	0	0	0	0	0	0	124	0	0	155	279
Somewhat likely	2	0	0	0	0	0	0	316	0	0	489	805
Not too likely	3	0	0	0	0	0	0	609	0	0	514	1,123
Not at all likely	4	0	0	0	0	0	0	311	0	0	146	457
Don't know	8	0	0	0	0	0	0	106	0	0	87	193
No answer	9	0	0	0	0	0	0	8	0	0	7	15
Not applicable	BK	13,626	354	7,542	353	5,907	1,606	1,518	2,904	2,832	1419	38061

B. Higher unemployment.

[VAR: IMMUNEMP]

RESPONSE	PUNCH	YEAR										COL. 2137
		1972-82	1982B	1983-87	1987B	1988-91	1993	1994	1996	1998	2000	ALL
Very likely	1	0	0	0	0	0	0	795	0	0	0	795
Somewhat likely	2	0	0	0	0	0	0	458	0	0	0	458
Not too likely	3	0	0	0	0	0	0	116	0	0	0	116
Not at all likely	4	0	0	0	0	0	0	34	0	0	0	34
Don't know	8	0	0	0	0	0	0	63	0	0	0	63
No answer	9	0	0	0	0	0	0	8	0	0	0	8
Not applicable	BK	13,626	354	7,542	353	5,907	1,606	1,518	2,904	2,832	2,817	39,459

C. Making it harder to keep the country united.

[VAR: IMMUNITE]

RESPONSE	PUNCH	YEAR										COL. 2138
		1972-82	1982B	1983-87	1987B	1988-91	1993	1994	1996	1998	2000	ALL
Very likely	1	0	0	0	0	0	0	500	0	0	268	768
Somewhat likely	2	0	0	0	0	0	0	497	0	0	473	970
Not too likely	3	0	0	0	0	0	0	265	0	0	454	719
Not at all likely	4	0	0	0	0	0	0	111	0	0	134	245
Don't know	8	0	0	0	0	0	0	93	0	0	60	153
No answer	9	0	0	0	0	0	0	8	0	0	9	17
Not applicable	BK	13,626	354	7,542	353	5,907	1,606	1,518	2,904	2,832	1,419	38,061

530. Under current law, immigrants who come from other countries to the United States legally are entitled, from the very beginning, to government assistance such as Medicaid, food stamps, or welfare on the same basis as citizens. But some people say they should not be eligible until they have lived here for a year or more. Which do you think? Do you think that immigrants who are here legally should be eligible for such services as soon as they come, or should they not be eligible?

[VAR: IMMFARE]

RESPONSE	PUNCH	YEAR										COL. 2139
		1972-82	1982B	1983-87	1987B	1988-91	1993	1994	1996	1998	2000	ALL
Eligible	1	0	0	0	0	0	0	466	0	0	0	466
Not eligible	2	0	0	0	0	0	0	935	0	0	0	935
Don't know	8	0	0	0	0	0	0	66	0	0	0	66
No answer	9	0	0	0	0	0	0	7	0	0	0	7
Not applicable	BK	13,626	354	7,542	353	5,907	1,606	1,518	2,904	2,832	2,817	39,459

- A. What about "undocumented aliens," that is, those who have immigrated to this country illegally?
 - 1. Should illegal immigrants be entitled to work permits, or not?

[VAR: UNDOC WRK]

RESPONSE	PUNCH	YEAR										COL. 2140
		1972-82	1982B	1983-87	1987B	1988-91	1993	1994	1996	1998	2000	ALL
Yes, entitled	1	0	0	0	0	0	0	192	0	0	0	192
No, not entitled	2	0	0	0	0	0	0	1,210	0	0	0	1,210
Don't know	8	0	0	0	0	0	0	63	0	0	0	63
No answer	9	0	0	0	0	0	0	9	0	0	0	9
Not applicable	BK	13,626	354	7,542	353	5,907	1,606	1,518	2,904	2,832	2,817	39,459

- 2. Should they be entitled to attend public universities at the same costs as other students, or not?

[VAR: UNDOCCOL]

RESPONSE	PUNCH	YEAR										COL. 2141
		1972-82	1982B	1983-87	1987B	1988-91	1993	1994	1996	1998	2000	ALL
Yes, entitled	1	0	0	0	0	0	0	465	0	0	0	465
No, not entitled	2	0	0	0	0	0	0	942	0	0	0	942
Don't know	8	0	0	0	0	0	0	58	0	0	0	58
No answer	9	0	0	0	0	0	0	9	0	0	0	9
Not applicable	BK	13,626	354	7,542	353	5,907	1,606	1,518	2,904	2,832	2,817	39,459

- 3. Should they be entitled to have their children continue to qualify as American citizens if born in the United States, or not?

[VAR: UNDOCKID]

RESPONSE	PUNCH	YEAR										COL. 2142
		1972-82	1982B	1983-87	1987B	1988-91	1993	1994	1996	1998	2000	ALL
Yes, entitled	1	0	0	0	0	0	0	706	0	0	0	706
No, not entitled	2	0	0	0	0	0	0	659	0	0	0	659
Don't know	8	0	0	0	0	0	0	88	0	0	0	88
No answer	9	0	0	0	0	0	0	21	0	0	0	21
Not applicable	BK	13,626	354	7,542	353	5,907	1,606	1,518	2,904	2,832	2,817	39,459

531. Now I'm going to read you some statements and would like to get your reaction to them. After I read each statement, please tell me if you strongly agree, agree, neither agree nor disagree, disagree, or strongly disagree with the statement.

HAND
CARD CH

- A. Immigrants are getting too demanding in their push for equal rights.

[VAR: IMMPUSH]

RESPONSE	PUNCH	YEAR										COL. 2143
		1972-82	1982B	1983-87	1987B	1988-91	1993	1994	1996	1998	2000	ALL
Strongly agree	1	0	0	0	0	0	0	363	0	0	0	363
Agree	2	0	0	0	0	0	0	456	0	0	0	456
Neither agree nor disagree .	3	0	0	0	0	0	0	317	0	0	0	317
Disagree	4	0	0	0	0	0	0	207	0	0	0	207
Strongly disagree	5	0	0	0	0	0	0	40	0	0	0	40
Don't know	8	0	0	0	0	0	0	83	0	0	0	83
No answer	9	0	0	0	0	0	0	8	0	0	0	8
Not applicable	BK	13,626	354	7,542	353	5,907	1,606	1,518	2,904	2,832	2,817	39,459

- B. The Irish, Italians, Jews, and many other minorities overcame prejudice and worked their way up. Today's immigrants should do the same without any special favors.

[VAR: IMMWRKUP]

RESPONSE	PUNCH	YEAR										COL. 2144
		1972-82	1982B	1983-87	1987B	1988-91	1993	1994	1996	1998	2000	
Strongly agree	1	0	0	0	0	0	0	500	0	0	0	500
Agree	2	0	0	0	0	0	0	673	0	0	0	673
Neither agree nor disagree	3	0	0	0	0	0	0	155	0	0	0	155
Disagree	4	0	0	0	0	0	0	84	0	0	0	84
Strongly disagree	5	0	0	0	0	0	0	15	0	0	0	15
Don't know	8	0	0	0	0	0	0	36	0	0	0	36
No answer	9	0	0	0	0	0	0	11	0	0	0	11
Not applicable	BK	13,626	354	7,542	353	5,907	1,606	1,518	2,904	2,832	2,817	39,459

REMARKS: Hand Card CH contained responses 1-5.

532. A. What do you think the chances are these days that a white person won't get admitted to a college or university program while an equally or less qualified black person gets admitted instead? Would you say: very likely, somewhat likely, or not likely.

[VAR: COLAFF]

RESPONSE	PUNCH	YEAR										COL. 2145
		1972-82	1982B	1983-87	1987B	1988-91	1993	1994	1996	1998	2000	
Very likely	1	0	0	0	0	0	0	195	0	0	0	195
Somewhat likely	2	0	0	0	0	0	0	311	0	0	0	311
Not likely	3	0	0	0	0	0	0	207	0	0	0	207
Don't know	8	0	0	0	0	0	0	38	0	0	0	38
No answer	9	0	0	0	0	0	0	6	0	0	0	6
Not applicable (Punch 2 in Col. 923)	BK	13,626	354	7,542	353	5,907	1,606	2,235	2,904	2,832	2,817	40,176

REMARKS: This variable appeared as part of a split ballot experiment in 1994, and appeared on form 1. See also Q. 533A. See Appendix P.

533. A. What do you think the chances are these days that a white person won't get admitted to a college or university program while a less qualified black person gets admitted instead? Would you say: very likely, somewhat likely, or not likely.

[VAR: COLAFFY]

RESPONSE	PUNCH	YEAR										COL. 2146
		1972-82	1982B	1983-87	1987B	1988-91	1993	1994	1996	1998	2000	
Very likely	1	0	0	0	0	0	0	191	0	0	0	191
Somewhat likely	2	0	0	0	0	0	0	290	0	0	0	290
Not likely	3	0	0	0	0	0	0	194	0	0	0	194
Don't know	8	0	0	0	0	0	0	35	0	0	0	35
No answer	9	0	0	0	0	0	0	7	0	0	0	7
Not applicable (Punch 1 in Col. 923)	BK	13,626	354	7,542	353	5,907	1,606	2,275	2,904	2,832	2,817	40,216

REMARKS: This variable appeared as part of a split ballot experiment in 1994, and appeared on form 2. See also Q. 532A. See Appendix P.

- B. What do you think the chances are these days that a white person won't get a job or promotion while a less qualified black person gets one instead? Is this very likely, somewhat likely, or not very likely to happen these days.

[VAR: DISCAFFY]

RESPONSE	PUNCH	YEAR										COL. 2147
		1972-82	1982B	1983-87	1987B	1988-91	1993	1994	1996	1998	2000	
Very likely	1	0	0	0	0	0	0	182	0	0	0	182
Somewhat likely	2	0	0	0	0	0	0	275	0	0	0	275
Not likely	3	0	0	0	0	0	0	225	0	0	0	225
Don't know	8	0	0	0	0	0	0	30	0	0	0	30
No answer	9	0	0	0	0	0	0	5	0	0	0	5
Not applicable (Punch 1 in Col. 923)	BK	13,626	354	7,542	353	5,907	1,606	2,275	2,904	2,832	2,817	40,216

REMARKS: This variable appeared as part of a split ballot experiment in 1994, and appeared on form 2. See also Q. 414. See Appendix P.

534. Some people say that because of past discrimination, blacks should be given preference in hiring and promotion. Others say that such preference in hiring and promotion of blacks is wrong because it discriminates against others. What about your opinion--are you **for** or **against** preferential hiring and promotion of blacks?

IF FOR:

Do you favor preference in hiring and promotion **strongly** or **not strongly**?

IF AGAINST:

Do you oppose preference in hiring and promotion **strongly** or **not strongly**?

[VAR: JOBAFF]

RESPONSE	PUNCH	YEAR										COL. 2148
		1972-82	1982B	1983-87	1987B	1988-91	1993	1994	1996	1998	2000	
Strongly favor	1	0	0	0	0	0	0	130	0	0	0	130
Not strongly favor	2	0	0	0	0	0	0	91	0	0	0	91
Not strongly oppose	3	0	0	0	0	0	0	276	0	0	0	276
Strongly oppose	4	0	0	0	0	0	0	887	0	0	0	887
Don't know	8	0	0	0	0	0	0	78	0	0	0	78
No answer	9	0	0	0	0	0	0	12	0	0	0	12
Not applicable	BK	13,626	354	7,542	353	5,907	1,606	1,518	2,904	2,832	2,817	39,459

535. Do you feel that people are best represented in politics by leaders from their own racial or ethnic background, or doesn't the leader's background make very much difference?

[VAR: OWNETH]

RESPONSE	PUNCH	YEAR										COL. 2149
		1972-82	1982B	1983-87	1987B	1988-91	1993	1994	1996	1998	2000	
Leaders from their own racial and ethnic background	1	0	0	0	0	0	0	497	0	0	0	497
Leader's background does not matter	2	0	0	0	0	0	0	914	0	0	0	914
Don't know	8	0	0	0	0	0	0	51	0	0	0	51
No answer	9	0	0	0	0	0	0	12	0	0	0	12
Not applicable	BK	13,626	354	7,542	353	5,907	1,606	1,518	2,904	2,832	2,817	39,459

536. Some people say that it is only fair that in a society like ours, people holding public office should have roughly the same racial or ethnic background as the population as a whole. So, for example, if 30% of the people were Hispanic, then 30% of the public officials should be Hispanic as well. Others say that in choosing people for public office they should be considered purely on the basis of ability without regard to their ethnic or racial background. Let me ask you about these ideas in several different areas.

A. What about people in Congress? Should they have the same racial or ethnic background as their constituents, or should they be considered purely on the basis of their ability without regard to their racial or ethnic background?

[VAR: CONGETH]

RESPONSE	PUNCH	YEAR										COL. 2150
		1972-82	1982B	1983-87	1987B	1988-91	1993	1994	1996	1998	2000	ALL
Consider racial or ethnic background	1	0	0	0	0	0	0	131	0	0	0	131
Consider ability, not racial or ethnic background	2	0	0	0	0	0	0	1,279	0	0	0	1,279
Don't know	8	0	0	0	0	0	0	53	0	0	0	53
No answer	9	0	0	0	0	0	0	11	0	0	0	11
Not applicable	BK	13,626	354	7,542	353	5,907	1,606	1,518	2,904	2,832	2,817	39,459

B. What about teachers in public schools or universities? Should they have roughly the same racial or ethnic background as their students, or should they be considered purely on the basis of their ability without regard to their racial or ethnic background?

[VAR: TEACHETH]

RESPONSE	PUNCH	YEAR										COL. 2151
		1972-82	1982B	1983-87	1987B	1988-91	1993	1994	1996	1998	2000	ALL
Consider racial or ethnic background	1	0	0	0	0	0	0	115	0	0	0	115
Consider ability, not racial or ethnic background	2	0	0	0	0	0	0	1,310	0	0	0	1,310
Don't know	8	0	0	0	0	0	0	37	0	0	0	37
No answer	9	0	0	0	0	0	0	12	0	0	0	12
Not applicable	BK	13,626	354	7,542	353	5,907	1,606	1,518	2,904	2,832	2,817	39,459

C. What about students in medical, law, and other professional schools? Should they have roughly the same racial or ethnic background as the people in their area, or should they be considered purely on the basis of their ability without regard to their racial or ethnic background?

[VAR: SCHLETH]

RESPONSE	PUNCH	YEAR										COL. 2152
		1972-82	1982B	1983-87	1987B	1988-91	1993	1994	1996	1998	2000	ALL
Consider racial or ethnic background	1	0	0	0	0	0	0	82	0	0	0	82
Consider ability, not racial or ethnic background	2	0	0	0	0	0	0	1,329	0	0	0	1,329
Don't know	8	0	0	0	0	0	0	41	0	0	0	41
No answer	9	0	0	0	0	0	0	22	0	0	0	22
Not applicable	BK	13,626	354	7,542	353	5,907	1,606	1,518	2,904	2,832	2,817	39,459

537. In history classes in high school and college, do the experiences of racial and ethnic minority groups in America receive too much attention now, too little attention, or about the right amount?

[VAR: ETHHIST]

RESPONSE	PUNCH	YEAR										COL. 2153
		1972-82	1982B	1983-87	1987B	1988-91	1993	1994	1996	1998	2000	
Too much attention now	1	0	0	0	0	0	0	334	0	0	0	334
Too little attention	2	0	0	0	0	0	0	306	0	0	0	306
About the right amount	3	0	0	0	0	0	0	630	0	0	0	630
Don't know	8	0	0	0	0	0	0	193	0	0	0	193
No answer	9	0	0	0	0	0	0	11	0	0	0	11
Not applicable	BK	13,626	354	7,542	353	5,907	1,606	1,518	2,904	2,832	2,817	39,459

538. Some people say that when the experience of a racial or ethnic minority group is taught in high school or college, it should be taught by a teacher from that group. Do you strongly agree, agree, neither agree nor disagree, disagree, or strongly disagree?

[VAR: WHOTEACH]

RESPONSE	PUNCH	YEAR										COL. 2154
		1972-82	1982B	1983-87	1987B	1988-91	1993	1994	1996	1998	2000	
Strongly agree	1	0	0	0	0	0	0	93	0	0	0	93
Agree	2	0	0	0	0	0	0	267	0	0	0	267
Neither agree nor disagree	3	0	0	0	0	0	0	415	0	0	0	415
Disagree	4	0	0	0	0	0	0	532	0	0	0	532
Strongly disagree	5	0	0	0	0	0	0	89	0	0	0	89
Don't know	8	0	0	0	0	0	0	68	0	0	0	68
No answer	9	0	0	0	0	0	0	10	0	0	0	10
Not applicable	BK	13,626	354	7,542	353	5,907	1,606	1,518	2,904	2,832	2,817	39,459

539. A. Do you think that white people in this country get much more attention from government than they deserve, more attention than they deserve, about the right amount of attention, less attention than they deserve, or much less attention from government than they deserve?

HAND CARD CI

[VAR: WHTGOVT]

RESPONSE	PUNCH	YEAR										COL. 2155
		1972-82	1982B	1983-87	1987B	1988-91	1993	1994	1996	1998	2000	
Much more	1	0	0	0	0	0	0	103	0	0	0	103
More	2	0	0	0	0	0	0	198	0	0	0	198
About right	3	0	0	0	0	0	0	803	0	0	0	803
Less	4	0	0	0	0	0	0	232	0	0	0	232
Much less	5	0	0	0	0	0	0	76	0	0	0	76
Don't know	8	0	0	0	0	0	0	53	0	0	0	53
No answer	9	0	0	0	0	0	0	9	0	0	0	9
Not applicable	BK	13,626	354	7,542	353	5,907	1,606	1,518	2,904	2,832	2,817	39,459

B. Do you think that blacks get more attention from government than they deserve? Would you answer much more attention from government than they deserve, more attention than they deserve, about the right amount of attention, less attention than they deserve, or much less attention from government than they deserve?

[VAR: BLKGOVT]

RESPONSE	PUNCH	YEAR										COL. 2156
		1972-82	1982B	1983-87	1987B	1988-91	1993	1994	1996	1998	2000	ALL
Much more	1	0	0	0	0	0	0	230	0	0	0	230
More	2	0	0	0	0	0	0	404	0	0	0	404
About right	3	0	0	0	0	0	0	415	0	0	0	415
Less	4	0	0	0	0	0	0	298	0	0	0	298
Much less	5	0	0	0	0	0	0	73	0	0	0	73
Don't know	8	0	0	0	0	0	0	45	0	0	0	45
No answer	9	0	0	0	0	0	0	9	0	0	0	9
Not applicable	BK	13,626	354	7,542	353	5,907	1,606	1,518	2,904	2,832	2,817	39,459

C. Hispanic-Americans? Would you answer much more attention from government than they deserve, more attention than they deserve, about the right amount of attention, less attention than they deserve, or much less attention from government than they deserve?

[VAR: HSPGOVT]

RESPONSE	PUNCH	YEAR										COL. 2157
		1972-82	1982B	1983-87	1987B	1988-91	1993	1994	1996	1998	2000	ALL
Much more	1	0	0	0	0	0	0	120	0	0	0	120
More	2	0	0	0	0	0	0	300	0	0	0	300
About right	3	0	0	0	0	0	0	529	0	0	0	529
Less	4	0	0	0	0	0	0	355	0	0	0	355
Much less	5	0	0	0	0	0	0	57	0	0	0	57
Don't know	8	0	0	0	0	0	0	104	0	0	0	104
No answer	9	0	0	0	0	0	0	9	0	0	0	9
Not applicable	BK	13,626	354	7,542	353	5,907	1,606	1,518	2,904	2,832	2,817	39,459

D. Asian-Americans? Would you answer much more attention from government than they deserve, more attention than they deserve, about the right amount of attention, less attention than they deserve, or much less attention from government than they deserve?

[VAR: ASNGOVT]

RESPONSE	PUNCH	YEAR										COL. 2158
		1972-82	1982B	1983-87	1987B	1988-91	1993	1994	1996	1998	2000	ALL
Much more	1	0	0	0	0	0	0	105	0	0	0	105
More	2	0	0	0	0	0	0	238	0	0	0	238
About right	3	0	0	0	0	0	0	595	0	0	0	595
Less	4	0	0	0	0	0	0	310	0	0	0	310
Much less	5	0	0	0	0	0	0	73	0	0	0	73
Don't know	8	0	0	0	0	0	0	144	0	0	0	144
No answer	9	0	0	0	0	0	0	9	0	0	0	9
Not applicable	BK	13,626	354	7,542	353	5,907	1,606	1,518	2,904	2,832	2,817	39,459

REMARKS: Hand Card CI contained responses 1-5.

540. Now I have some questions about different groups in our society. I'm going to show you a seven-point scale which the characteristics of people in a group can be rated. In the first statement a score of 1 means that you think almost all of the people in that group are "rich." A score of 7 means that you think almost everyone in the group are "poor." A score of 4 means that you think that the group is not towards one end or another, and of course you may choose any number in between that comes closest to where you think people in the group stand.

HAND
CARD CJ



A1. Immigrants who are in this country legally?

[VAR: WLTHIMM]

RESPONSE	PUNCH	YEAR										COL. 2159
		1972-82	1982B	1983-87	1987B	1988-91	1993	1994	1996	1998	2000	ALL
1	1	0	0	0	0	0	0	15	0	0	0	15
2	2	0	0	0	0	0	0	48	0	0	0	48
3	3	0	0	0	0	0	0	118	0	0	0	118
4	4	0	0	0	0	0	0	420	0	0	0	420
5	5	0	0	0	0	0	0	369	0	0	0	369
6	6	0	0	0	0	0	0	261	0	0	0	261
7	7	0	0	0	0	0	0	110	0	0	0	110
Don't know	8	0	0	0	0	0	0	119	0	0	0	119
No answer	9	0	0	0	0	0	0	14	0	0	0	14
Not applicable	BK	13,626	354	7,542	353	5,907	1,606	1,518	2,904	2,832	2,817	39,459

A2. Immigrants who are in this country illegally?

[VAR: WLTHUNDC]

RESPONSE	PUNCH	YEAR										COL. 2160
		1972-82	1982B	1983-87	1987B	1988-91	1993	1994	1996	1998	2000	ALL
1	1	0	0	0	0	0	0	30	0	0	0	30
2	2	0	0	0	0	0	0	23	0	0	0	23
3	3	0	0	0	0	0	0	27	0	0	0	27
4	4	0	0	0	0	0	0	65	0	0	0	65
5	5	0	0	0	0	0	0	127	0	0	0	127
6	6	0	0	0	0	0	0	414	0	0	0	414
7	7	0	0	0	0	0	0	658	0	0	0	658
Don't know	8	0	0	0	0	0	0	116	0	0	0	116
No answer	9	0	0	0	0	0	0	14	0	0	0	14
Not applicable	BK	13,626	354	7,542	353	5,907	1,606	1,518	2,904	2,832	2,817	39,459



B1. Legal immigrants?

[VAR: WORKIMM]

RESPONSE	PUNCH	YEAR										COL. 2161
		1972-82	1982B	1983-87	1987B	1988-91	1993	1994	1996	1998	2000	
1	1	0	0	0	0	0	0	82	0	0	0	82
2	2	0	0	0	0	0	0	197	0	0	0	197
3	3	0	0	0	0	0	0	323	0	0	0	323
4	4	0	0	0	0	0	0	487	0	0	0	487
5	5	0	0	0	0	0	0	153	0	0	0	153
6	6	0	0	0	0	0	0	58	0	0	0	58
7	7	0	0	0	0	0	0	24	0	0	0	24
Don't know	8	0	0	0	0	0	0	131	0	0	0	131
No answer	9	0	0	0	0	0	0	19	0	0	0	19
Not applicable	BK	13,626	354	7,542	353	5,907	1,606	1,518	2,904	2,832	2,817	39,459

B2. Illegal immigrants?

[VAR: WORKUNDC]

RESPONSE	PUNCH	YEAR										COL. 2162
		1972-82	1982B	1983-87	1987B	1988-91	1993	1994	1996	1998	2000	
1	1	0	0	0	0	0	0	127	0	0	0	127
2	2	0	0	0	0	0	0	173	0	0	0	173
3	3	0	0	0	0	0	0	210	0	0	0	210
4	4	0	0	0	0	0	0	326	0	0	0	326
5	5	0	0	0	0	0	0	159	0	0	0	159
6	6	0	0	0	0	0	0	181	0	0	0	181
7	7	0	0	0	0	0	0	104	0	0	0	104
Don't know	8	0	0	0	0	0	0	174	0	0	0	174
No answer	9	0	0	0	0	0	0	20	0	0	0	20
Not applicable	BK	13,626	354	7,542	353	5,907	1,606	1,518	2,904	2,832	2,817	39,459

REMARKS: For Q. 540, Hand Card CJ contained the 7-point scale for both dimensions.

541. Please respond to the following statements by saying whether you strongly agree, agree, disagree or strongly disagree with them:

Obedience and respect for authority are the most important virtues children should learn.

HAND
CARD CK

[VAR: OBRESPCT]

RESPONSE	PUNCH	YEAR										COL. 2163
		1972-82	1982B	1983-87	1987B	1988-91	1993	1994	1996	1998	2000	
Strongly agree	1	0	0	0	0	0	0	480	0	0	0	480
Agree	2	0	0	0	0	0	0	677	0	0	0	677
Disagree	3	0	0	0	0	0	0	254	0	0	0	254
Strongly disagree	4	0	0	0	0	0	0	36	0	0	0	36
Don't know	8	0	0	0	0	0	0	14	0	0	0	14
No answer	9	0	0	0	0	0	0	13	0	0	0	13
Not applicable	BK	13,626	354	7,542	353	5,907	1,606	1,518	2,904	2,832	2,817	39,459

REMARKS: Hand Card CK contained responses 1-4.

542. How about the economy. Would you say that over the past year the nation's economy has gotten better, stayed about the same, or gotten worse?

[VAR: ECONPAST]

RESPONSE	PUNCH	YEAR										COL. 2164
		1972-82	1982B	1983-87	1987B	1988-91	1993	1994	1996	1998	2000	ALL
Gotten better (ASK Q. 542A)	. 1	0	0	0	0	0	0	381	0	0	0	381
Stayed the same (SKIP TO Q. 543)	. 2	0	0	0	0	0	0	636	0	0	0	636
Gotten worse (ASK Q. 542B)	. 3	0	0	0	0	0	0	428	0	0	0	428
Don't know (SKIP TO Q. 543)	. 8	0	0	0	0	0	0	20	0	0	0	20
No answer	. 9	0	0	0	0	0	0	9	0	0	0	9
Not applicable	. BK	13,626	354	7,542	353	5,907	1,606	1,518	2,904	2,832	2,817	39,459

A. Would you say much better or somewhat better?

[VAR: PASTUP]

RESPONSE	PUNCH	YEAR										COL. 2165
		1972-82	1982B	1983-87	1987B	1988-91	1993	1994	1996	1998	2000	ALL
Much better (GO TO Q. 543)	. 1	0	0	0	0	0	0	34	0	0	0	34
Somewhat better (GO TO Q. 543)	. 2	0	0	0	0	0	0	345	0	0	0	345
Don't know (GO TO Q. 543)	. 8	0	0	0	0	0	0	0	0	0	0	0
No answer	. 9	0	0	0	0	0	0	11	0	0	0	11
Not applicable (Punches 2-8 in Col. 2164)	. BK	13,626	354	7,542	353	5,907	1,606	2,602	2,904	2,832	2,817	40,543

B. Would you say much worse or somewhat worse?

[VAR: PASTDOWN]

RESPONSE	PUNCH	YEAR										COL. 2166
		1972-82	1982B	1983-87	1987B	1988-91	1993	1994	1996	1998	2000	ALL
Much worse (GO TO Q. 543)	. 1	0	0	0	0	0	0	126	0	0	0	126
Somewhat worse (GO TO Q. 543)	. 2	0	0	0	0	0	0	295	0	0	0	295
Don't know (GO TO Q. 543)	. 8	0	0	0	0	0	0	1	0	0	0	1
No answer	. 9	0	0	0	0	0	0	15	0	0	0	15
Not applicable (Punches 1-2, 8 in Col. 2164)	. BK	13,626	354	7,542	353	5,907	1,606	2,555	2,904	2,832	2,817	40,496

543. What about the next 12 months? Do you expect the national economy to get better, get worse, or stay about the same?

[VAR: ECONFUTR]

RESPONSE	PUNCH	YEAR										COL. 2167
		1972-82	1982B	1983-87	1987B	1988-91	1993	1994	1996	1998	2000	ALL
Get better (ASK Q. 543A)	. . 1	0	0	0	0	0	0	416	0	0	0	416
Stay the same (SKIP TO Q. 544)	. . 2	0	0	0	0	0	0	768	0	0	0	768
Get worse (ASK Q. 543B)	. . 3	0	0	0	0	0	0	241	0	0	0	241
Don't know (SKIP TO Q. 544)	. 8	0	0	0	0	0	0	39	0	0	0	39
No answer	. 9	0	0	0	0	0	0	10	0	0	0	10
Not applicable	. BK	13,626	354	7,542	353	5,907	1,606	1,518	2,904	2,832	2,817	39,459

A. Would you say much better or somewhat better?

[VAR: FUTRUP]

RESPONSE	PUNCH	YEAR										COL. 2168
		1972-82	1982B	1983-87	1987B	1988-91	1993	1994	1996	1998	2000	ALL
Much better (GO TO Q. 544)	1	0	0	0	0	0	0	60	0	0	0	60
Somewhat better (GO TO Q. 544)	2	0	0	0	0	0	0	351	0	0	0	351
Don't know (GO TO Q. 544)	8	0	0	0	0	0	0	2	0	0	0	2
No answer	9	0	0	0	0	0	0	13	0	0	0	13
Not applicable (Punches 2-8 in Col. 2167)	BK	13,626	354	7,542	353	5,907	1,606	2,566	2,904	2,832	2,817	40,507

B. Would you say much worse or somewhat worse?

[VAR: FUTRDOWN]

RESPONSE	PUNCH	YEAR										COL. 2169
		1972-82	1982B	1983-87	1987B	1988-91	1993	1994	1996	1998	2000	ALL
Much worse (GO TO Q. 544)	1	0	0	0	0	0	0	54	0	0	0	54
Somewhat worse (GO TO Q. 544)	2	0	0	0	0	0	0	180	0	0	0	180
Don't know (GO TO Q. 544)	8	0	0	0	0	0	0	0	0	0	0	0
No answer	9	0	0	0	0	0	0	17	0	0	0	17
Not applicable (Punches 1-2, 8 in Col. 2167)	BK	13,626	354	7,542	353	5,907	1,606	2,741	2,904	2,832	2,817	40,682

ASK Q. 544A IN TERMS OF THE OPPOSITE RACE:

544. A. What do you think the chances are these days that **you or anyone in your family** won't get a job or promotion while an equally or less qualified [White/(Black/African-American)] employee receives one instead? Would you say the chances of this happening are very likely, somewhat likely, somewhat unlikely, or very unlikely?

[VAR: RDISCAFF]

RESPONSE	PUNCH	YEAR										COL. 2170
		1972-82	1982B	1983-87	1987B	1988-91	1993	1994	1996	1998	2000	ALL
Very likely	1	0	0	0	0	0	0	213	0	0	0	213
Somewhat likely	2	0	0	0	0	0	0	458	0	0	0	458
Somewhat unlikely	3	0	0	0	0	0	0	340	0	0	0	340
Very unlikely	4	0	0	0	0	0	0	358	0	0	0	358
Don't know	8	0	0	0	0	0	0	88	0	0	0	88
No answer	9	0	0	0	0	0	0	17	0	0	0	17
Not applicable	BK	13,626	354	7,542	353	5,907	1,606	1,518	2,904	2,832	2,817	39,459

B. What about immigrants? Is it very likely, somewhat likely, somewhat unlikely, or very unlikely that you or anyone in your family won't get a job or promotion while an equally or less qualified immigrant employee receives one instead?

[VAR: RIMMDISC]

RESPONSE	PUNCH	YEAR										COL. 2171
		1972-82	1982B	1983-87	1987B	1988-91	1993	1994	1996	1998	2000	ALL
Very likely	1	0	0	0	0	0	0	126	0	0	0	126
Somewhat likely	2	0	0	0	0	0	0	309	0	0	0	309
Somewhat unlikely	3	0	0	0	0	0	0	427	0	0	0	427
Very unlikely	4	0	0	0	0	0	0	480	0	0	0	480
Don't know	8	0	0	0	0	0	0	110	0	0	0	110
No answer	9	0	0	0	0	0	0	22	0	0	0	22
Not applicable	BK	13,626	354	7,542	353	5,907	1,606	1,518	2,904	2,832	2,817	39,459

REMARKS: For part A, non-blacks asked about Blacks/ African-Americans. Blacks asked about Whites.

1996 Topical Module: Gender
(Qs. 203A, 258, 285, 434, 468A, 545-571F, 924H, 929B, 946C, 953)

IF NOT CURRENTLY MARRIED, ASK Q.545
ASK Q. 545 IN TERMS OF THE OPPOSITE SEX FROM R.

545. Do you have a main romantic involvement - a (man/woman) you think of as a steady, a lover, a partner, or whatever?

[VAR: ROMANCE]

RESPONSE	PUNCH	YEAR										COL. 2172
		1972-82	1982B	1983-87	1987B	1988-91	1993	1994	1996	1998	2000	ALL
Yes (GO TO Q.546)	1	0	0	0	0	0	0	0	319	272	0	591
No (GO TO Q. 549)	2	0	0	0	0	0	0	0	427	415	0	842
Same sex partner (Vol.) (GO TO Q.546)	3	0	0	0	0	0	0	0	1	3	0	4
Don't know	8	0	0	0	0	0	0	0	2	3	0	5
No answer	9	0	0	0	0	0	0	0	29	30	0	59
Not applicable (Punch 1 in Col. 35)	BK	13,626	354	7,542	353	5,907	1,606	2,992	2,126	2,109	2,817	39,432

IF YES TO Q. 545:

546. Do you live together?

[VAR: LIVEWITH]

RESPONSE	PUNCH	YEAR										COL. 2173
		1972-82	1982B	1983-87	1987B	1988-91	1993	1994	1996	1998	2000	ALL
Yes	1	0	0	0	0	0	0	0	97	83	0	180
No	2	0	0	0	0	0	0	0	223	188	0	411
No answer	9	0	0	0	0	0	0	0	31	34	0	65
Not applicable (Punches 28 or BK in Col. 2172)	BK	13,626	354	7,542	353	5,907	1,606	2,992	2,553	2,527	2,817	40,277

547. Taking things all together, how would you describe your romantic relationship? Would you say that your relationship is very happy, pretty happy, or not too happy?

[VAR: HAPROM]

RESPONSE	PUNCH	YEAR										COL. 2174
		1972-82	1982B	1983-87	1987B	1988-91	1993	1994	1996	1998	2000	ALL
Very happy	1	0	0	0	0	0	0	0	147	0	0	147
Pretty happy	2	0	0	0	0	0	0	0	153	0	0	153
Not too happy	3	0	0	0	0	0	0	0	17	0	0	17
Don't know	8	0	0	0	0	0	0	0	1	0	0	1
No answer	9	0	0	0	0	0	0	0	33	0	0	33
Not applicable (Punches 28 or BK in Col. 2172)	BK	13,626	354	7,542	353	5,907	1,606	2,992	2,553	2,832	2,817	40,582

IF R HAS NOT REPORTED A PARTNER OF THE SAME SEX IN Q. 545, ASK Q. 548.

548. How likely is it that you two will get married? Would you say that it is very likely, somewhat likely, somewhat unlikely, or very unlikely?

[VAR: WILLWED1]

RESPONSE	PUNCH	YEAR										COL. 2175
		1972-82	1982B	1983-87	1987B	1988-91	1993	1994	1996	1998	2000	ALL
Very likely	1	0	0	0	0	0	0	0	109	83	0	192
Somewhat likely	2	0	0	0	0	0	0	0	95	88	0	183
Somewhat unlikely	3	0	0	0	0	0	0	0	43	47	0	90
Very unlikely	4	0	0	0	0	0	0	0	52	46	0	98
Don't know	8	0	0	0	0	0	0	0	4	5	0	9
No answer	9	0	0	0	0	0	0	0	47	32	0	79
Not applicable (Punches 2-8, or BK in Col. 2172)	BK	13,626	354	7,542	353	5,907	1,606	2,992	2,554	2531	2,817	40,282

IF NO TO Q. 545:

549. If the right person came along, would you like to be married?

[VAR: WILLWED2]

RESPONSE	PUNCH	YEAR										COL. 2176
		1972-82	1982B	1983-87	1987B	1988-91	1993	1994	1996	1998	2000	
Yes	1	0	0	0	0	0	0	0	216	193	0	409
No	2	0	0	0	0	0	0	0	183	181	0	364
Don't know	8	0	0	0	0	0	0	0	27	39	0	66
No answer	9	0	0	0	0	0	0	0	48	38	0	86
Not applicable (Punches 138 or BK in Col. 2172)	BK	13,626	354	7,542	353	5,907	1,606	2,992	2,430	2,381	2,817	40,008

550. Think about girls growing up today: Do you think their chances for a happy family life will be better than yours, about the same, or worse than yours?

[VAR: HAPGIRLS]

RESPONSE	PUNCH	YEAR										COL. 2177
		1972-82	1982B	1983-87	1987B	1988-91	1993	1994	1996	1998	2000	
Better	1	0	0	0	0	0	0	0	284	0	0	284
About the same	2	0	0	0	0	0	0	0	624	0	0	624
Worse	3	0	0	0	0	0	0	0	515	0	0	515
Don't know	8	0	0	0	0	0	0	0	34	0	0	34
No answer	9	0	0	0	0	0	0	0	3	0	0	3
Not applicable	BK	13,626	354	7,542	353	5,907	1,606	2,992	1,444	2,832	2,817	39,473

551. And what about boys growing up today? Do you think their chances for a happy family life will be better than yours, about the same, or worse than yours?

[VAR: HAPBOYS]

RESPONSE	PUNCH	YEAR										COL. 2178
		1972-82	1982B	1983-87	1987B	1988-91	1993	1994	1996	1998	2000	
Better	1	0	0	0	0	0	0	0	254	0	0	254
About the same	2	0	0	0	0	0	0	0	662	0	0	662
Worse	3	0	0	0	0	0	0	0	499	0	0	499
Don't know	8	0	0	0	0	0	0	0	42	0	0	42
No answer	9	0	0	0	0	0	0	0	3	0	0	3
Not applicable	BK	13,626	354	7,542	353	5,907	1,606	2,992	1,444	2,832	2,817	39,473

552. Some people say that because of past discrimination, women should be given preference in hiring and promotion. Others say that such preference in hiring and promotion of women is wrong because it discriminates against men. What about your opinion - are you **for** or **against** preferential hiring and promotion of women?

IF FOR:

Do you favor preference in hiring and promotion **strongly** or **not strongly**?

IF AGAINST:

Do you oppose preference in hiring and promotion **strongly** or **not strongly**?

[VAR: FEJOBFAFF]

RESPONSE	PUNCH	YEAR										COL. 2179
		1972-82	1982B	1983-87	1987B	1988-91	1993	1994	1996	1998	2000	ALL
Strongly favor	1	0	0	0	0	0	0	0	152	0	0	152
Not strongly favor	2	0	0	0	0	0	0	0	95	0	0	95
Not strongly oppose	3	0	0	0	0	0	0	0	240	0	0	240
Strongly oppose	4	0	0	0	0	0	0	0	446	0	0	446
Don't know	8	0	0	0	0	0	0	0	49	0	0	49
No answer	9	0	0	0	0	0	0	0	13	0	0	13
Not applicable	BK	13,626	354	7,542	353	5,907	1,606	2,992	1,909	2,832	2,817	39,938

553. Next, we have some questions about the kind of relationship you would like with a spouse or partner. It doesn't matter whether you are now married or living with someone. For each pair of items on the card, which type of relationship would you prefer? In pair A, would you prefer the type of relationship described in statement 1 or statement 2? How about in pair B? Pair C?

HAND CARD CL

A.

[VAR: TRADM0D]

RESPONSE	PUNCH	YEAR										COL. 2180
		1972-82	1982B	1983-87	1987B	1988-91	1993	1994	1996	1998	2000	ALL
A relationship where the man has the main responsibility for providing the household income and the woman has the main responsibility for taking care of the home and family	1	0	0	0	0	0	0	0	431	0	0	431
A relationship where the man and woman equally share responsibility for providing the household income and taking care of the home and family	2	0	0	0	0	0	0	0	1,020	0	0	1,020
Don't know	8	0	0	0	0	0	0	0	4	0	0	4
No answer	9	0	0	0	0	0	0	0	5	0	0	5
Not applicable	BK	13,626	354	7,542	353	5,907	1,606	2,992	1,444	2,832	2,817	39,473

B.

[VAR: SHARESEP]

RESPONSE	PUNCH	YEAR										COL. 2181
		1972-82	1982B	1983-87	1987B	1988-91	1993	1994	1996	1998	2000	ALL
A relationship where the man and woman do most things in their social life together	1	0	0	0	0	0	0	0	1,101	0	0	1,101
A relationship where the man and woman do separate things that interest them	2	0	0	0	0	0	0	0	326	0	0	326
Don't know	8	0	0	0	0	0	0	0	9	0	0	9
No answer	9	0	0	0	0	0	0	0	24	0	0	24
Not applicable	BK	13,626	354	7,542	353	5,907	1,606	2,992	1,444	2,832	2,817	39,473

C.

[VAR: EMOTEOTH]

RESPONSE	PUNCH	YEAR										COL. 2182
		1972-82	1982B	1983-87	1987B	1988-91	1993	1994	1996	1998	2000	ALL
A relationship where the man and woman are emotionally dependent on each other	1	0	0	0	0	0	0	0	642	0	0	642
A relationship where the man and woman are both emotionally independent	2	0	0	0	0	0	0	0	769	0	0	769
Don't know	8	0	0	0	0	0	0	0	16	0	0	16
No answer	9	0	0	0	0	0	0	0	33	0	0	33
Not applicable	BK	13,626	354	7,542	353	5,907	1,606	2,992	1,444	2,832	2,817	39,473

REMARKS: Hand card CL contained responses 1 and 2 for A-C.

554. We're interested in knowing how much of the work around your home is done by different people. We don't mean taking care of children - just regular work around the house, like cooking, grocery shopping and doing little repair jobs.

A. How much of this work do you do?

[VAR: RHMEWRK]

RESPONSE	PUNCH	YEAR										COL. 2183
		1972-82	1982B	1983-87	1987B	1988-91	1993	1994	1996	1998	2000	ALL
All	1	0	0	0	0	0	0	0	479	0	0	479
Most	2	0	0	0	0	0	0	0	312	0	0	312
About half	3	0	0	0	0	0	0	0	419	0	0	419
Some	4	0	0	0	0	0	0	0	176	0	0	176
Very little or none	5	0	0	0	0	0	0	0	64	0	0	64
Don't know	8	0	0	0	0	0	0	0	2	0	0	2
No answer	9	0	0	0	0	0	0	0	8	0	0	8
Not applicable	BK	13,626	354	7,542	353	5,907	1,606	2,992	1,444	2,832	2,817	39,473

IF R CURRENTLY MARRIED OR LIVING WITH A PARTNER, ASK QS. 554B-C, 555.

B. How much does your spouse or partner do?

[VAR: SPHMEWRK]

RESPONSE	PUNCH	YEAR										COL. 2184
		1972-82	1982B	1983-87	1987B	1988-91	1993	1994	1996	1998	2000	ALL
All	1	0	0	0	0	0	0	0	19	0	0	19
Most	2	0	0	0	0	0	0	0	108	0	0	108
About half	3	0	0	0	0	0	0	0	355	0	0	355
Some	4	0	0	0	0	0	0	0	181	0	0	181
Very little or none	5	0	0	0	0	0	0	0	100	0	0	100
Don't know	8	0	0	0	0	0	0	0	0	0	0	0
No answer	9	0	0	0	0	0	0	0	7	0	0	7
Not applicable (Punches 2-5 in Col.35 or Punches 28 in Col. 2173)	BK	13,626	354	7,542	353	5,907	1,606	2,992	2,124	2,832	2,817	40153

C. How fair do you feel the division of work around the house is in your household? Would you say that it is fair to both you and your spouse or partner, unfair to you, or unfair to your spouse or partner?

[VAR: FAIRHWRK]

RESPONSE	PUNCH	YEAR										COL. 2185
		1972-82	1982B	1983-87	1987B	1988-91	1993	1994	1996	1998	2000	ALL
Fair to both me and my spouse or partner	1	0	0	0	0	0	0	0	582	0	0	582
Unfair to me	2	0	0	0	0	0	0	0	95	0	0	95
Unfair to my spouse or partner	3	0	0	0	0	0	0	0	82	0	0	82
Don't know	8	0	0	0	0	0	0	0	8	0	0	8
No answer	9	0	0	0	0	0	0	0	13	0	0	13
Not applicable (Punches 2-5 in Col.35 or Punches 28 in Col. 2173)	BK	13,626	354	7,542	353	5,907	1,606	2,992	2,124	2,832	2,817	40153

555. Who earns more money?

HAND
CARD CM

[VAR: EARNMORE]

RESPONSE	PUNCH	YEAR										COL. 2186
		1972-82	1982B	1983-87	1987B	1988-91	1993	1994	1996	1998	2000	ALL
I earn much more than my spouse/partner	1	0	0	0	0	0	0	0	278	0	0	278
I earn somewhat more than my spouse/partner	2	0	0	0	0	0	0	0	66	0	0	66
We earn about the same amount My spouse/partner earns somewhat more	3	0	0	0	0	0	0	0	81	0	0	81
My spouse/partner earns much more	4	0	0	0	0	0	0	0	130	0	0	130
Don't know	8	0	0	0	0	0	0	0	200	0	0	200
No answer	9	0	0	0	0	0	0	0	0	0	0	0
Not applicable (Punches 2-5 in Col.35 or Punches 28 in Col. 2173)	BK	13,626	354	7,542	353	5,907	1,606	2,992	2,214	2,832	2,817	40,153

REMARKS: Hand card CM contained responses 1-5.

556. The next few questions are about your success in different areas of life. First, how successful do you feel in your family life? Do you feel...

[VAR: FAMLIFE]

RESPONSE	PUNCH	YEAR										COL. 2187
		1972-82	1982B	1983-87	1987B	1988-91	1993	1994	1996	1998	2000	
Not at all successful	1	0	0	0	0	0	0	0	25	0	0	25
Not very successful	2	0	0	0	0	0	0	0	95	0	0	95
Somewhat successful	3	0	0	0	0	0	0	0	550	0	0	550
Very successful	4	0	0	0	0	0	0	0	588	0	0	588
Completely successful	5	0	0	0	0	0	0	0	185	0	0	185
Don't know	8	0	0	0	0	0	0	0	12	0	0	12
No answer	9	0	0	0	0	0	0	0	5	0	0	5
Not applicable	BK	13,626	354	7,542	353	5,907	1,606	2,992	1,444	2,832	2,817	39,473

IF WORKING OR WITH A JOB, ASK QS. 557-558.

557. How successful do you feel in your work life? Do you feel...

[VAR: WORKLIFE]

RESPONSE	PUNCH	YEAR										COL. 2188
		1972-82	1982B	1983-87	1987B	1988-91	1993	1994	1996	1998	2000	
Not at all successful	1	0	0	0	0	0	0	0	15	0	0	15
Not very successful	2	0	0	0	0	0	0	0	73	0	0	73
Somewhat successful	3	0	0	0	0	0	0	0	443	0	0	443
Very successful	4	0	0	0	0	0	0	0	366	0	0	366
Completely successful	5	0	0	0	0	0	0	0	89	0	0	89
Don't know	8	0	0	0	0	0	0	0	3	0	0	3
No answer	9	0	0	0	0	0	0	0	5	0	0	5
Not applicable (Punches 4-8 in Col. 9)	BK	13,626	354	7,542	353	5,907	1,606	2,992	1,910	2,832	2,817	39,939

558. How successful do you feel at balancing your paid work and your family life? Do you feel...

[VAR: BALWKFAM]

RESPONSE	PUNCH	YEAR										COL. 2189
		1972-82	1982B	1983-87	1987B	1988-91	1993	1994	1996	1998	2000	
Not at all successful	1	0	0	0	0	0	0	0	22	0	0	22
Not very successful	2	0	0	0	0	0	0	0	112	0	0	112
Somewhat successful	3	0	0	0	0	0	0	0	479	0	0	479
Very successful	4	0	0	0	0	0	0	0	310	0	0	310
Completely successful	5	0	0	0	0	0	0	0	50	0	0	50
Don't know	8	0	0	0	0	0	0	0	11	0	0	11
No answer	9	0	0	0	0	0	0	0	10	0	0	10
Not applicable (Punches 4-8 in Col. 9)	BK	13,626	354	7,542	353	5,907	1,606	2,992	1,910	2,832	2,817	39,939

IF R HAS NEVER BEEN EMPLOYED, SKIP QS. 559A-560C.

559. In your [present/most recent] job, [have you ever done/did you ever do] any of the following because of your responsibilities to members of your family?

A. Refuse a job promotion?

[VAR: REFPRMO]

RESPONSE	PUNCH	YEAR										COL. 2190
		1972-82	1982B	1983-87	1987B	1988-91	1993	1994	1996	1998	2000	ALL
Yes	1	0	0	0	0	0	0	0	148	0	0	148
No	2	0	0	0	0	0	0	0	1192	0	0	1192
Don't know	8	0	0	0	0	0	0	0	1	0	0	1
No answer	9	0	0	0	0	0	0	0	119	0	0	119
Not applicable.	BK	13,626	354	7,542	353	5,907	1,606	2,992	1,444	2,832	2,817	39,473

B. Take on additional paid work?

[VAR: REFMORWK]

RESPONSE	PUNCH	YEAR										COL. 2191
		1972-82	1982B	1983-87	1987B	1988-91	1993	1994	1996	1998	2000	ALL
Yes	1	0	0	0	0	0	0	0	518	0	0	518
No	2	0	0	0	0	0	0	0	824	0	0	824
Don't know	8	0	0	0	0	0	0	0	0	0	0	0
No answer	9	0	0	0	0	0	0	0	118	0	0	118
Not applicable.	BK	13,626	354	7,542	353	5,907	1,606	2,992	1,444	2,832	2,817	39,473

C. Refuse to work overtime or extra hours?

[VAR: REFXHR]

RESPONSE	PUNCH	YEAR										COL. 2192
		1972-82	1982B	1983-87	1987B	1988-91	1993	1994	1996	1998	2000	ALL
Yes	1	0	0	0	0	0	0	0	302	0	0	302
No	2	0	0	0	0	0	0	0	1,041	0	0	1,041
Don't know	8	0	0	0	0	0	0	0	0	0	0	0
No answer	9	0	0	0	0	0	0	0	117	0	0	117
Not applicable	BK	13,626	354	7,542	353	5,907	1,606	2,992	1,444	2,832	2,817	39,473

D. Cut back on your work?

[VAR: WORKLESS]

RESPONSE	PUNCH	YEAR										COL. 2193
		1972-82	1982B	1983-87	1987B	1988-91	1993	1994	1996	1998	2000	ALL
Yes	1	0	0	0	0	0	0	0	311	0	0	311
No	2	0	0	0	0	0	0	0	1,034	0	0	1,034
Don't know	8	0	0	0	0	0	0	0	0	0	0	0
No answer	9	0	0	0	0	0	0	0	115	0	0	115
Not applicable	BK	13,626	354	7,542	353	5,907	1,606	2,992	1,444	2,832	2,817	39,473

REMARKS: No answer (punch 9) includes people who never worked.

560. In your [present/most recent] job, [have you ever done/did you ever do] any of the following because of your responsibilities to the job?

A. Miss a family occasion or holiday?

[VAR: NOATHOME]

RESPONSE	PUNCH	YEAR										COL. 2194
		1972-82	1982B	1983-87	1987B	1988-91	1993	1994	1996	1998	2000	ALL
Yes	1	0	0	0	0	0	0	0	673	0	0	673
No	2	0	0	0	0	0	0	0	678	0	0	678
Don't know	8	0	0	0	0	0	0	0	0	0	0	0
No answer	9	0	0	0	0	0	0	0	109	0	0	109
Not applicable	BK	13,626	354	7,542	353	5,907	1,606	2,992	1,444	2,832	2,817	39,473

B. Been unable to care for a sick child or relative?

[VAR: NONURSE]

RESPONSE	PUNCH	YEAR										COL. 2195
		1972-82	1982B	1983-87	1987B	1988-91	1993	1994	1996	1998	2000	ALL
Yes	1	0	0	0	0	0	0	0	233	0	0	233
No	2	0	0	0	0	0	0	0	1,118	0	0	1,118
Don't know	8	0	0	0	0	0	0	0	0	0	0	0
No answer	9	0	0	0	0	0	0	0	109	0	0	109
Not applicable.	BK	13,626	354	7,542	353	5,907	1,606	2,992	1,444	2,832	2,817	39,473

C. Been unable to do the work you usually do around the house?

[VAR: NOHMEWRK]

RESPONSE	PUNCH	YEAR										COL. 2196
		1972-82	1982B	1983-87	1987B	1988-91	1993	1994	1996	1998	2000	ALL
Yes	1	0	0	0	0	0	0	0	632	0	0	632
No	2	0	0	0	0	0	0	0	719	0	0	719
Don't know	8	0	0	0	0	0	0	0	0	0	0	0
No answer	9	0	0	0	0	0	0	0	109	0	0	109
Not applicable	BK	13,626	354	7,542	353	5,907	1,606	2,992	1,444	2,832	2,817	39,473

IF FORM "X", ASK Q. 561A
IF FORM "Y", GO TO Q. 561B

561. A. What do you think the chances are these days that a man won't get a job or promotion while an equally or less qualified woman gets one instead? Is this very likely, somewhat likely, somewhat unlikely, or very unlikely these days?

[VAR: DISCAFFM]

RESPONSE	PUNCH	YEAR										COL. 2197
		1972-82	1982B	1983-87	1987B	1988-91	1993	1994	1996	1998	2000	ALL
Very likely	1	0	0	0	0	0	0	0	98	0	117	215
Somewhat likely	2	0	0	0	0	0	0	0	259	0	302	561
Somewhat unlikely	3	0	0	0	0	0	0	0	194	0	270	464
Very unlikely	4	0	0	0	0	0	0	0	103	0	156	259
Don't know	8	0	0	0	0	0	0	0	49	0	49	98
No answer	9	0	0	0	0	0	0	0	2	0	55	57
Not applicable (Form 2)	BK	13,626	354	7,542	353	5,907	1,606	2,992	2,199	2,832	1,868	39,279

561. B. What do you think the chances are these days that a woman won't get a job or promotion while an equally or less qualified man gets one instead? Is this very likely, somewhat likely, somewhat unlikely, or very unlikely these days?

[VAR: DISCAFFW]

RESPONSE	PUNCH	YEAR										COL. 2198
		1972-82	1982B	1983-87	1987B	1988-91	1993	1994	1996	1998	2000	ALL
Very likely	1	0	0	0	0	0	0	0	132	0	200	332
Somewhat likely	2	0	0	0	0	0	0	0	363	0	357	720
Somewhat unlikely	3	0	0	0	0	0	0	0	152	0	153	305
Very unlikely	4	0	0	0	0	0	0	0	66	0	60	126
Don't know	8	0	0	0	0	0	0	0	31	0	29	60
No answer	9	0	0	0	0	0	0	0	11	0	129	140
Not applicable (Form 1)	BK	13,626	354	7,542	353	5,907	1,606	2,992	2,149	2,832	1,889	39,250

562. It is becoming more common for employers to offer ways for people to combine work and being a parent. For each of the following, please tell me whether or not you think that employers should offer these options to their workers.

A. Allow workers more flexible working hours, to handle family responsibilities.

[VAR: FLEXTIME]

RESPONSE	PUNCH	YEAR										COL. 2199
		1972-82	1982B	1983-87	1987B	1988-91	1993	1994	1996	1998	2000	ALL
Yes, employers should offer this option	1	0	0	0	0	0	0	0	1,274	0	0	1,274
No, employers should not offer this option	2	0	0	0	0	0	0	0	142	0	0	142
Don't know	8	0	0	0	0	0	0	0	41	0	0	41
No answer	9	0	0	0	0	0	0	0	3	0	0	3
Not applicable	BK	13,626	354	7,542	353	5,907	1,606	2,992	1,444	2,832	2,817	39,473

B. Offer paid time off to new parents.

[VAR: PARLEAVE]

RESPONSE	PUNCH	YEAR										COL. 2200
		1972-82	1982B	1983-87	1987B	1988-91	1993	1994	1996	1998	2000	ALL
Yes, employers should offer this option	1	0	0	0	0	0	0	0	1,057	0	0	1,057
No, employers should not offer this option	2	0	0	0	0	0	0	0	338	0	0	338
Don't know	8	0	0	0	0	0	0	0	60	0	0	60
No answer	9	0	0	0	0	0	0	0	5	0	0	5
Not applicable	BK	13,626	354	7,542	353	5,907	1,606	2,992	1,444	2,832	2,817	39,473

563. In many married couples, women take the main responsibility for the care of the home and children, while men take the main responsibility for supporting the family financially. Who benefits from this: men, women, children, everyone, or no one? PROBE: Anyone else? UNTIL R SAYS NO.

CODE ALL MENTIONS

A. Men

[VAR: MENBEN]

RESPONSE	PUNCH	YEAR										COL. 2201
		1972-82	1982B	1983-87	1987B	1988-91	1993	1994	1996	1998	2000	ALL
Yes	1	0	0	0	0	0	0	0	574	0	0	574
No	2	0	0	0	0	0	0	0	493	0	0	493
Don't know	8	0	0	0	0	0	0	0	76	0	0	76
No answer	9	0	0	0	0	0	0	0	317	0	0	317
Not applicable	BK	13,626	354	7,542	353	5,907	1,606	2,992	1,444	2,832	2,817	39,473

B. Women

[VAR: WOMENBEN]

RESPONSE	PUNCH	YEAR										COL. 2202
		1972-82	1982B	1983-87	1987B	1988-91	1993	1994	1996	1998	2000	ALL
Yes	1	0	0	0	0	0	0	0	476	0	0	476
No	2	0	0	0	0	0	0	0	573	0	0	573
Don't know	8	0	0	0	0	0	0	0	81	0	0	81
No answer	9	0	0	0	0	0	0	0	330	0	0	330
Not applicable	BK	13,626	354	7,542	353	5,907	1,606	2,992	1,444	2,832	2,817	39,473

C. Children

[VAR: CHLDBEN]

RESPONSE	PUNCH	YEAR										COL. 2203
		1972-82	1982B	1983-87	1987B	1988-91	1993	1994	1996	1998	2000	ALL
Yes	1	0	0	0	0	0	0	0	724	0	0	724
No	2	0	0	0	0	0	0	0	369	0	0	369
Don't know	8	0	0	0	0	0	0	0	67	0	0	67
No answer	9	0	0	0	0	0	0	0	300	0	0	300
Not applicable	BK	13,626	354	7,542	353	5,907	1,606	2,992	1,444	2,832	2,817	39,473

D. Everyone

[VAR: ALLBEN]

RESPONSE	PUNCH	YEAR										COL. 2204
		1972-82	1982B	1983-87	1987B	1988-91	1993	1994	1996	1998	2000	ALL
Yes	1	0	0	0	0	0	0	0	837	0	0	837
No	2	0	0	0	0	0	0	0	397	0	0	397
Don't know	8	0	0	0	0	0	0	0	77	0	0	77
No answer	9	0	0	0	0	0	0	0	149	0	0	149
Not applicable	BK	13,626	354	7,542	353	5,907	1,606	2,992	1,444	2,832	2,817	39,473

E. No one

[VAR: NOONEBEN]

RESPONSE	PUNCH	YEAR										COL. 2205
		1972-82	1982B	1983-87	1987B	1988-91	1993	1994	1996	1998	2000	ALL
Yes	1	0	0	0	0	0	0	0	149	0	0	149
No	2	0	0	0	0	0	0	0	853	0	0	853
Don't know	8	0	0	0	0	0	0	0	86	0	0	86
No answer	9	0	0	0	0	0	0	0	372	0	0	372
Not applicable	BK 13,626	354	7,542	353	5,907	1,606	2,992	1,444	2,832	2,817	39,473	

564. Who is hurt by this arrangement: men, women, children, everyone, or no one? PROBE: Anyone else? UNTIL R SAYS NO.

CODE ALL MENTIONS

A. Men

[VAR: MENHRT]

RESPONSE	PUNCH	YEAR										COL. 2206
		1972-82	1982B	1983-87	1987B	1988-91	1993	1994	1996	1998	2000	ALL
Yes	1	0	0	0	0	0	0	0	207	0	0	207
No	2	0	0	0	0	0	0	0	803	0	0	803
Don't know	8	0	0	0	0	0	0	0	84	0	0	84
No answer	9	0	0	0	0	0	0	0	366	0	0	366
Not applicable	BK 13,626	354	7,542	353	5,907	1,606	2,992	1,444	2,832	2,817	39,473	

B. Women

[VAR: WOMENHRT]

RESPONSE	PUNCH	YEAR										COL. 2207
		1972-82	1982B	1983-87	1987B	1988-91	1993	1994	1996	1998	2000	ALL
Yes	1	0	0	0	0	0	0	0	361	0	0	361
No	2	0	0	0	0	0	0	0	633	0	0	633
Don't know	8	0	0	0	0	0	0	0	89	0	0	89
No answer	9	0	0	0	0	0	0	0	377	0	0	377
Not applicable	BK 13,626	354	7,542	353	5,907	1,606	2,992	1,444	2,832	2,817	39,473	

C. Children

[VAR: CHLDHRT]

RESPONSE	PUNCH	YEAR										COL. 2208
		1972-82	1982B	1983-87	1987B	1988-91	1993	1994	1996	1998	2000	ALL
Yes	1	0	0	0	0	0	0	0	197	0	0	197
No	2	0	0	0	0	0	0	0	780	0	0	780
Don't know	8	0	0	0	0	0	0	0	82	0	0	82
No answer	9	0	0	0	0	0	0	0	401	0	0	401
Not applicable	BK 13,626	354	7,542	353	5,907	1,606	2,992	1,444	2,832	2,817	39,473	

D. Everyone

[VAR: ALLHRT]

RESPONSE	PUNCH	YEAR										COL. 2209
		1972-82	1982B	1983-87	1987B	1988-91	1993	1994	1996	1998	2000	ALL
Yes	1	0	0	0	0	0	0	0	172	0	0	172
No	2	0	0	0	0	0	0	0	798	0	0	798
Don't know	8	0	0	0	0	0	0	0	83	0	0	83
No answer	9	0	0	0	0	0	0	0	407	0	0	407
Not applicable	BK	13,626	354	7,542	353	5,907	1,606	2,992	1,444	2,832	2,817	39,473

E. No one

[VAR: NOONEHRT]

RESPONSE	PUNCH	YEAR										COL. 2210
		1972-82	1982B	1983-87	1987B	1988-91	1993	1994	1996	1998	2000	ALL
Yes	1	0	0	0	0	0	0	0	609	0	0	609
No	2	0	0	0	0	0	0	0	552	0	0	552
Don't know	8	0	0	0	0	0	0	0	95	0	0	95
No answer	9	0	0	0	0	0	0	0	204	0	0	204
Not applicable	BK	13,626	354	7,542	353	5,907	1,606	2,992	1,444	2,832	2,817	39,473

565. On average, women who are employed full time earn less than men earn. I'm going to read several reasons why this might be so. Please tell me how important you think each reason is: very important, important, somewhat important, or not at all important. For example,...

HAND
CARD CN

A. Men work harder on the job than women do. How important do you think this reason is for explaining why women earn less?

[VAR: FELESS1]

RESPONSE	PUNCH	YEAR										COL. 2211
		1972-82	1982B	1983-87	1987B	1988-91	1993	1994	1996	1998	2000	ALL
Very important	1	0	0	0	0	0	0	0	125	0	0	125
Important	2	0	0	0	0	0	0	0	170	0	0	170
Somewhat important	3	0	0	0	0	0	0	0	200	0	0	200
Not at all important	4	0	0	0	0	0	0	0	902	0	0	902
Don't know	8	0	0	0	0	0	0	0	52	0	0	52
No answer	9	0	0	0	0	0	0	0	11	0	0	11
Not applicable	BK	13,626	354	7,542	353	5,907	1,606	2,992	1,444	2,832	2,817	39,473

B. Women's family responsibilities keep them from putting as much time and effort into their jobs as men do. How important do you think this reason is for explaining why women earn less?

[VAR: FELESS2]

RESPONSE	PUNCH	YEAR										COL. 2212
		1972-82	1982B	1983-87	1987B	1988-91	1993	1994	1996	1998	2000	ALL
Very important	1	0	0	0	0	0	0	0	231	0	0	231
Important	2	0	0	0	0	0	0	0	329	0	0	329
Somewhat important	3	0	0	0	0	0	0	0	411	0	0	411
Not at all important	4	0	0	0	0	0	0	0	425	0	0	425
Don't know	8	0	0	0	0	0	0	0	54	0	0	54
No answer	9	0	0	0	0	0	0	0	10	0	0	10
Not applicable	BK	13,626	354	7,542	353	5,907	1,606	2,992	1,444	2,832	2,817	39,473

C. Employers tend to give men better paying jobs than they give women. How important do you think this reason is for explaining why women earn less?

[VAR: FELESS3]

RESPONSE	PUNCH	YEAR										COL. 2213
		1972-82	1982B	1983-87	1987B	1988-91	1993	1994	1996	1998	2000	ALL
Very important	1	0	0	0	0	0	0	0	442	0	0	442
Important	2	0	0	0	0	0	0	0	379	0	0	379
Somewhat important	3	0	0	0	0	0	0	0	298	0	0	298
Not at all important	4	0	0	0	0	0	0	0	270	0	0	270
Don't know	8	0	0	0	0	0	0	0	64	0	0	64
No answer	9	0	0	0	0	0	0	0	7	0	0	7
Not applicable	BK	13,626	354	7,542	353	5,907	1,606	2,992	1,444	2,832	2,817	39,473

REMARKS: Hand card CN contained responses 1-4.

566. Women are more likely than men to take care of children. I'm going to read several reasons why this might be so. Please tell me how important you think each reason is: very important, important, somewhat important, or not at all important. For example,...

HAND
CARD CO

A. Women are biologically better-suited to care for children. How important do you think this reason is for explaining why women are more likely to take care of children?

[VAR: FEKIDS1]

RESPONSE	PUNCH	YEAR										COL. 2214
		1972-82	1982B	1983-87	1987B	1988-91	1993	1994	1996	1998	2000	ALL
Very important	1	0	0	0	0	0	0	0	480	0	0	480
Important	2	0	0	0	0	0	0	0	371	0	0	371
Somewhat important	3	0	0	0	0	0	0	0	325	0	0	325
Not at all important	4	0	0	0	0	0	0	0	258	0	0	258
Don't know	8	0	0	0	0	0	0	0	22	0	0	22
No answer	9	0	0	0	0	0	0	0	4	0	0	4
Not applicable	BK	13,626	354	7,542	353	5,907	1,606	2,992	1,444	2,832	2,817	39,473

B. Women are taught from childhood how to care for children. How important do you think this reason is for explaining why women are more likely to take care of children.

[VAR: FEKIDS2]

RESPONSE	PUNCH	YEAR										COL. 2215
		1972-82	1982B	1983-87	1987B	1988-91	1993	1994	1996	1998	2000	ALL
Very important	1	0	0	0	0	0	0	0	463	0	0	463
Important	2	0	0	0	0	0	0	0	445	0	0	445
Somewhat important	3	0	0	0	0	0	0	0	319	0	0	319
Not at all important	4	0	0	0	0	0	0	0	213	0	0	213
Don't know	8	0	0	0	0	0	0	0	16	0	0	16
No answer	9	0	0	0	0	0	0	0	4	0	0	4
Not applicable	BK	13,626	354	7,542	353	5,907	1,606	2,992	1,444	2,832	2,817	39,473

C. The way society is set up, women don't have much choice. How important do you think this reason is for explaining why women are more likely to take care of children?

[VAR: FEKIDS3]

RESPONSE	PUNCH	YEAR										COL. 2216
		1972-82	1982B	1983-87	1987B	1988-91	1993	1994	1996	1998	2000	ALL
Very important	1	0	0	0	0	0	0	0	303	0	0	303
Important	2	0	0	0	0	0	0	0	362	0	0	362
Somewhat important	3	0	0	0	0	0	0	0	402	0	0	402
Not at all important	4	0	0	0	0	0	0	0	348	0	0	348
Don't know	8	0	0	0	0	0	0	0	41	0	0	41
No answer	9	0	0	0	0	0	0	0	4	0	0	4
Not applicable	BK	13,626	354	7,542	353	5,907	1,606	2,992	1,444	2,832	2,817	39,473

D. Men have more freedom to do other things. How important do you think this reason is for explaining why women are more likely to take care of children?

[VAR: FEKIDS4]

RESPONSE	PUNCH	YEAR										COL. 2217
		1972-82	1982B	1983-87	1987B	1988-91	1993	1994	1996	1998	2000	ALL
Very important	1	0	0	0	0	0	0	0	256	0	0	256
Important	2	0	0	0	0	0	0	0	349	0	0	349
Somewhat important	3	0	0	0	0	0	0	0	334	0	0	334
Not at all important	4	0	0	0	0	0	0	0	460	0	0	460
Don't know	8	0	0	0	0	0	0	0	54	0	0	54
No answer	9	0	0	0	0	0	0	0	7	0	0	7
Not applicable	BK	13,626	354	7,542	353	5,907	1,606	2,992	1,444	2,832	2,817	39,473

E. It is God's will that women care for children. How important do you think this reason is for explaining why women are more likely to take care of children?

[VAR: FEKIDS5]

RESPONSE	PUNCH	YEAR										COL. 2218
		1972-82	1982B	1983-87	1987B	1988-91	1993	1994	1996	1998	2000	ALL
Very important	1	0	0	0	0	0	0	0	268	0	0	268
Important	2	0	0	0	0	0	0	0	221	0	0	221
Somewhat important	3	0	0	0	0	0	0	0	207	0	0	207
Not at all important	4	0	0	0	0	0	0	0	700	0	0	700
Don't know	8	0	0	0	0	0	0	0	54	0	0	54
No answer	9	0	0	0	0	0	0	0	10	0	0	10
Not applicable	BK	13,626	354	7,542	353	5,907	1,606	2,992	1,444	2,832	2,817	39,473

REMARKS: Hand card CO contained responses 1-4.

**IF FORM "X", ASK Q.567
IF FORM "Y", ASK Q.258**

567. If the wife in a family wants children, but the husband decides that he does not want any children, is it all right for the husband to refuse to have children.

[VAR: MEBEAR]

RESPONSE	PUNCH	YEAR										COL. 2219
		1972-82	1982B	1983-87	1987B	1988-91	1993	1994	1996	1998	2000	ALL
Yes	1	0	0	0	0	0	0	0	366	0	0	366
No	2	0	0	0	0	0	0	0	232	0	0	232
Don't know	8	0	0	0	0	0	0	0	106	0	0	106
No answer	9	0	0	0	0	0	0	0	1	1	0	2
Not applicable (Form 1)	BK	13,626	354	7,542	353	5,907	1,606	2,992	2,199	2,832	2,817	40,228

REMARKS: In 1996, this question was asked only on form 1. See Q. 258.

568. Now I'm going to read several statements. As I read each one, please tell me whether you strongly agree, agree, neither agree nor disagree, disagree, or strongly disagree. For example, here is the statement:

Because of past discrimination, employers should make special efforts to hire and promote qualified women.

HAND
CARD CP

[VAR: FEHIRE]

RESPONSE	PUNCH	YEAR										COL. 2220
		1972-82	1982B	1983-87	1987B	1988-91	1993	1994	1996	1998	2000	ALL
Strongly agree	1	0	0	0	0	0	0	0	248	0	155	403
Agree	2	0	0	0	0	0	0	0	553	0	367	920
Neither agree nor disagree	3	0	0	0	0	0	0	0	200	0	84	284
Disagree	4	0	0	0	0	0	0	0	340	0	160	500
Strongly disagree	5	0	0	0	0	0	0	0	95	0	34	129
Don't know	8	0	0	0	0	0	0	0	22	0	14	36
No answer	9	0	0	0	0	0	0	0	2	0	114	116
Not applicable	BK	13,626	354	7,542	353	5,907	1,606	2,992	1,444	2,832	1889	38545

REMARKS: Hand card CP contained responses 1-5.

569. Do you think of yourself as a feminist or not?

[VAR: FEMINIST]

RESPONSE	PUNCH	YEAR										COL. 2221
		1972-82	1982B	1983-87	1987B	1988-91	1993	1994	1996	1998	2000	ALL
Yes, a feminist	1	0	0	0	0	0	0	0	298	0	0	298
No, not a feminist	2	0	0	0	0	0	0	0	1,083	0	0	1,083
Don't know	8	0	0	0	0	0	0	0	77	0	0	77
No answer	9	0	0	0	0	0	0	0	2	0	0	2
Not applicable	BK	13,626	354	7,542	353	5,907	1,606	2,992	1,444	2,832	2,817	39,473

570. When reading, watching, or listening to the news, how often do you pay attention to issues that especially affect women - very often, fairly often, not too often, or never?

[VAR: FENEWS]

RESPONSE	PUNCH	YEAR										COL. 2222
		1972-82	1982B	1983-87	1987B	1988-91	1993	1994	1996	1998	2000	ALL
Very often	1	0	0	0	0	0	0	0	325	0	0	325
Fairly often	2	0	0	0	0	0	0	0	601	0	0	601
Not too often	3	0	0	0	0	0	0	0	461	0	0	461
Never	4	0	0	0	0	0	0	0	66	0	0	66
Don't know	8	0	0	0	0	0	0	0	3	0	0	3
No answer	9	0	0	0	0	0	0	0	4	0	0	4
Not applicable	BK	13,626	354	7,542	353	5,907	1,606	2,992	1,444	2,832	2,817	39,473

571. We'd like your views on how the women's movement has affected certain groups. For each group I name, please tell me whether you think the women's movement has improved their lives, made their lives worse, or had no effect on their lives.

A. Full-time homemaker

[VAR: HMEMAKER]

RESPONSE	PUNCH	YEAR										COL. 2223
		1972-82	1982B	1983-87	1987B	1988-91	1993	1994	1996	1998	2000	ALL
Improved their lives	1	0	0	0	0	0	0	0	570	0	0	570
Made their lives worse	2	0	0	0	0	0	0	0	297	0	0	297
Had no effect on their lives	3	0	0	0	0	0	0	0	482	0	0	482
Don't know	8	0	0	0	0	0	0	0	107	0	0	107
No answer	9	0	0	0	0	0	0	0	4	0	0	4
Not applicable	BK	13,626	354	7,542	353	5,907	1,606	2,992	1,444	2,832	2,817	39,473

B. Women with working-class jobs

[VAR: WRKCLASS]

RESPONSE	PUNCH	YEAR										COL. 2224
		1972-82	1982B	1983-87	1987B	1988-91	1993	1994	1996	1998	2000	ALL
Improved their lives	1	0	0	0	0	0	0	0	1,087	0	0	1,087
Made their lives worse	2	0	0	0	0	0	0	0	82	0	0	82
Had no effect on their lives	3	0	0	0	0	0	0	0	194	0	0	194
Don't know	8	0	0	0	0	0	0	0	95	0	0	95
No answer	9	0	0	0	0	0	0	0	2	0	0	2
Not applicable	BK	13,626	354	7,542	353	5,907	1,606	2,992	1,444	2,832	2,817	39,473

C. Women with management or professional jobs

[VAR: MANPROF]

RESPONSE	PUNCH	YEAR										COL. 2225
		1972-82	1982B	1983-87	1987B	1988-91	1993	1994	1996	1998	2000	ALL
Improved their lives	1	0	0	0	0	0	0	0	1,182	0	0	1,182
Made their lives worse	2	0	0	0	0	0	0	0	63	0	0	63
Had no effect on their lives	3	0	0	0	0	0	0	0	113	0	0	113
Don't know	8	0	0	0	0	0	0	0	99	0	0	99
No answer	9	0	0	0	0	0	0	0	3	0	0	3
Not applicable	BK	13,626	354	7,542	353	5,907	1,606	2,992	1,444	2,832	2,817	39,473

D. Men

[VAR: MEN]

RESPONSE	PUNCH	YEAR										COL. 2226
		1972-82	1982B	1983-87	1987B	1988-91	1993	1994	1996	1998	2000	ALL
Improved their lives 1		0	0	0	0	0	0	0	427	0	0	427
Made their lives worse 2		0	0	0	0	0	0	0	431	0	0	431
Had no effect on their lives 3		0	0	0	0	0	0	0	485	0	0	485
Don't know 8		0	0	0	0	0	0	0	113	0	0	113
No answer 9		0	0	0	0	0	0	0	4	0	0	4
Not applicable BK	13,626	354	7,542	353	5,907	1,606	2,992	1,444	2,832	2,817	39,473	

E. Children

[VAR: CHILDREN]

RESPONSE	PUNCH	YEAR										COL. 2227
		1972-82	1982B	1983-87	1987B	1988-91	1993	1994	1996	1998	2000	ALL
Improved their lives 1		0	0	0	0	0	0	0	571	0	0	571
Made their lives worse 2		0	0	0	0	0	0	0	423	0	0	423
Had no effect on their lives 3		0	0	0	0	0	0	0	313	0	0	313
Don't know 8		0	0	0	0	0	0	0	151	0	0	151
No answer 9		0	0	0	0	0	0	0	2	0	0	2
Not applicable BK	13,626	354	7,542	353	5,907	1,606	2,992	1,444	2,832	2,817	39,473	

F. You, yourself

[VAR: YOURSELF]

RESPONSE	PUNCH	YEAR										COL. 2228
		1972-82	1982B	1983-87	1987B	1988-91	1993	1994	1996	1998	2000	ALL
Improved my life 1		0	0	0	0	0	0	0	546	0	0	546
Made my life worse 2		0	0	0	0	0	0	0	71	0	0	71
Had no effect on my life . . 3		0	0	0	0	0	0	0	790	0	0	790
Don't know 8		0	0	0	0	0	0	0	50	0	0	50
No answer 9		0	0	0	0	0	0	0	3	0	0	3
Not applicable BK	13,626	354	7,542	353	5,907	1,606	2,992	1,444	2,832	2,817	39,473	

**1996 Topical Module: Emotions
(Qs. 572A-587G)**

572. Now I'm going to read a list of different feelings that people sometimes have. After each one, I would like you to tell me on how many days you have felt this way during the past 7 days.

On how many days in the past 7 days have you... (SPECIFY NUMBER OF DAYS)
[IF RESPONDENT ASKS, SAY THAT FEELING THIS WAY AT ANY TIME DURING A DAY MAKES THAT DAY "COUNT."]

A. Felt that you couldn't shake the blues?

[VAR: SHAKEBLU]

RESPONSE	PUNCH	YEAR										COL. 2229
		1972-82	1982B	1983-87	1987B	1988-91	1993	1994	1996	1998	2000	ALL
0 days	0	0	0	0	0	0	0	0	791	0	0	791
1 day	1	0	0	0	0	0	0	0	230	0	0	230
2 days	2	0	0	0	0	0	0	0	160	0	0	160
3 days	3	0	0	0	0	0	0	0	105	0	0	105
4 days	4	0	0	0	0	0	0	0	46	0	0	46
5 days	5	0	0	0	0	0	0	0	37	0	0	37
6 days	6	0	0	0	0	0	0	0	9	0	0	9
7 days	7	0	0	0	0	0	0	0	66	0	0	66
Don't know	8	0	0	0	0	0	0	0	11	0	0	11
No answer	9	0	0	0	0	0	0	0	5	0	0	5
Not applicable	BK	13,626	354	7,542	353	5,907	1,606	2,992	1,444	2,832	2,817	39,473

B. Felt calm?

[VAR: CALM]

RESPONSE	PUNCH	YEAR										COL. 2230
		1972-82	1982B	1983-87	1987B	1988-91	1993	1994	1996	1998	2000	ALL
0 days	0	0	0	0	0	0	0	0	105	0	0	105
1 day	1	0	0	0	0	0	0	0	91	0	0	91
2 days	2	0	0	0	0	0	0	0	144	0	0	144
3 days	3	0	0	0	0	0	0	0	149	0	0	149
4 days	4	0	0	0	0	0	0	0	146	0	0	146
5 days	5	0	0	0	0	0	0	0	173	0	0	173
6 days	6	0	0	0	0	0	0	0	136	0	0	136
7 days	7	0	0	0	0	0	0	0	505	0	0	505
Don't know	8	0	0	0	0	0	0	0	8	0	0	8
No answer	9	0	0	0	0	0	0	0	3	0	0	3
Not applicable	BK	13,626	354	7,542	353	5,907	1,606	2,992	1,444	2,832	2,817	39,473

C. Felt outraged at something somebody had done?

[VAR: OUTRAGED]

RESPONSE	PUNCH	YEAR										COL. 2231
		1972-82	1982B	1983-87	1987B	1988-91	1993	1994	1996	1998	2000	ALL
0 days	0	0	0	0	0	0	0	0	551	0	0	551
1 day	1	0	0	0	0	0	0	0	409	0	0	409
2 days	2	0	0	0	0	0	0	0	187	0	0	187
3 days	3	0	0	0	0	0	0	0	105	0	0	105
4 days	4	0	0	0	0	0	0	0	54	0	0	54
5 days	5	0	0	0	0	0	0	0	55	0	0	55
6 days	6	0	0	0	0	0	0	0	20	0	0	20
7 days	7	0	0	0	0	0	0	0	67	0	0	67
Don't know	8	0	0	0	0	0	0	0	7	0	0	7
No answer	9	0	0	0	0	0	0	0	5	0	0	5
Not applicable	BK	13,626	354	7,542	353	5,907	1,606	2,992	1,444	2,832	2,817	39,473

D. Felt happy?

[VAR: HAPFEEL]

RESPONSE	PUNCH	YEAR										COL. 2232
		1972-82	1982B	1983-87	1987B	1988-91	1993	1994	1996	1998	2000	ALL
0 days	0	0	0	0	0	0	0	0	43	0	0	43
1 day	1	0	0	0	0	0	0	0	58	0	0	58
2 days	2	0	0	0	0	0	0	0	94	0	0	94
3 days	3	0	0	0	0	0	0	0	100	0	0	100
4 days	4	0	0	0	0	0	0	0	155	0	0	155
5 days	5	0	0	0	0	0	0	0	179	0	0	179
6 days	6	0	0	0	0	0	0	0	172	0	0	172
7 days	7	0	0	0	0	0	0	0	650	0	0	650
Don't know	8	0	0	0	0	0	0	0	5	0	0	5
No answer	9	0	0	0	0	0	0	0	4	0	0	4
Not applicable	BK	13,626	354	7,542	353	5,907	1,606	2,992	1,444	2,832	2,817	39,473

E. Felt sad?

[VAR: SAD]

RESPONSE	PUNCH	YEAR										COL. 2233
		1972-82	1982B	1983-87	1987B	1988-91	1993	1994	1996	1998	2000	ALL
0 days	0	0	0	0	0	0	0	0	522	0	0	522
1 day	1	0	0	0	0	0	0	0	353	0	0	353
2 days	2	0	0	0	0	0	0	0	235	0	0	235
3 days	3	0	0	0	0	0	0	0	128	0	0	128
4 days	4	0	0	0	0	0	0	0	62	0	0	62
5 days	5	0	0	0	0	0	0	0	49	0	0	49
6 days	6	0	0	0	0	0	0	0	23	0	0	23
7 days	7	0	0	0	0	0	0	0	77	0	0	77
Don't know	8	0	0	0	0	0	0	0	5	0	0	5
No answer	9	0	0	0	0	0	0	0	6	0	0	6
Not applicable	BK	13,626	354	7,542	353	5,907	1,606	2,992	1,444	2,832	2,817	39,473

F. Felt ashamed of something you'd done?

[VAR: ASHAMED]

RESPONSE	PUNCH	YEAR										COL. 2234
		1972-82	1982B	1983-87	1987B	1988-91	1993	1994	1996	1998	2000	ALL
0 days	0	0	0	0	0	0	0	0	1,092	0	0	1,092
1 day	1	0	0	0	0	0	0	0	223	0	0	223
2 days	2	0	0	0	0	0	0	0	66	0	0	66
3 days	3	0	0	0	0	0	0	0	26	0	0	26
4 days	4	0	0	0	0	0	0	0	11	0	0	11
5 days	5	0	0	0	0	0	0	0	9	0	0	9
6 days	6	0	0	0	0	0	0	0	2	0	0	2
7 days	7	0	0	0	0	0	0	0	21	0	0	21
Don't know	8	0	0	0	0	0	0	0	5	0	0	5
No answer	9	0	0	0	0	0	0	0	5	0	0	5
Not applicable	BK	13,626	354	7,542	353	5,907	1,606	2,992	1,444	2,832	2,817	39,473

G. Felt excited about or interested in something?

[VAR: EXCITED]

RESPONSE	PUNCH	YEAR										COL. 2235
		1972-82	1982B	1983-87	1987B	1988-91	1993	1994	1996	1998	2000	ALL
0 days	0	0	0	0	0	0	0	0	154	0	0	154
1 day	1	0	0	0	0	0	0	0	148	0	0	148
2 days	2	0	0	0	0	0	0	0	218	0	0	218
3 days	3	0	0	0	0	0	0	0	256	0	0	256
4 days	4	0	0	0	0	0	0	0	158	0	0	158
5 days	5	0	0	0	0	0	0	0	150	0	0	150
6 days	6	0	0	0	0	0	0	0	69	0	0	69
7 days	7	0	0	0	0	0	0	0	296	0	0	296
Don't know	8	0	0	0	0	0	0	0	7	0	0	7
No answer	9	0	0	0	0	0	0	0	4	0	0	4
Not applicable	BK	13,626	354	7,542	353	5,907	1,606	2,992	1,444	2,832	2,817	39,473

H. Felt lonely?

[VAR: LONELY]

RESPONSE	PUNCH	YEAR										COL. 2236
		1972-82	1982B	1983-87	1987B	1988-91	1993	1994	1996	1998	2000	ALL
0 days	0	0	0	0	0	0	0	0	783	0	0	783
1 day	1	0	0	0	0	0	0	0	202	0	0	202
2 days	2	0	0	0	0	0	0	0	124	0	0	124
3 days	3	0	0	0	0	0	0	0	95	0	0	95
4 days	4	0	0	0	0	0	0	0	60	0	0	60
5 days	5	0	0	0	0	0	0	0	43	0	0	43
6 days	6	0	0	0	0	0	0	0	21	0	0	21
7 days	7	0	0	0	0	0	0	0	122	0	0	122
Don't know	8	0	0	0	0	0	0	0	3	0	0	3
No answer	9	0	0	0	0	0	0	0	7	0	0	7
Not applicable	BK	13,626	354	7,542	353	5,907	1,606	2,992	1,444	2,832	2,817	39,473

I. Felt fearful about something that might happen to you?

[VAR: FEARFUL]

RESPONSE	PUNCH	YEAR										COL. 2237
		1972-82	1982B	1983-87	1987B	1988-91	1993	1994	1996	1998	2000	ALL
0 days	0	0	0	0	0	0	0	0	853	0	0	853
1 day	1	0	0	0	0	0	0	0	212	0	0	212
2 days	2	0	0	0	0	0	0	0	142	0	0	142
3 days	3	0	0	0	0	0	0	0	77	0	0	77
4 days	4	0	0	0	0	0	0	0	33	0	0	33
5 days	5	0	0	0	0	0	0	0	33	0	0	33
6 days	6	0	0	0	0	0	0	0	10	0	0	10
7 days	7	0	0	0	0	0	0	0	87	0	0	87
Don't know	8	0	0	0	0	0	0	0	9	0	0	9
No answer	9	0	0	0	0	0	0	0	4	0	0	4
Not applicable	BK	13,626	354	7,542	353	5,907	1,606	2,992	1,444	2,832	2,817	39,473

J. Felt overjoyed about something?

[VAR: OVRJOYED]

RESPONSE	PUNCH	YEAR										COL. 2238
		1972-82	1982B	1983-87	1987B	1988-91	1993	1994	1996	1998	2000	ALL
0 days	0	0	0	0	0	0	0	0	584	0	0	584
1 day	1	0	0	0	0	0	0	0	264	0	0	264
2 days	2	0	0	0	0	0	0	0	185	0	0	185
3 days	3	0	0	0	0	0	0	0	145	0	0	145
4 days	4	0	0	0	0	0	0	0	73	0	0	73
5 days	5	0	0	0	0	0	0	0	56	0	0	56
6 days	6	0	0	0	0	0	0	0	30	0	0	30
7 days	7	0	0	0	0	0	0	0	107	0	0	107
Don't know	8	0	0	0	0	0	0	0	12	0	0	12
No answer	9	0	0	0	0	0	0	0	4	0	0	4
Not applicable	BK	13,626	354	7,542	353	5,907	1,606	2,992	1,444	2,832	2,817	39,473

K. Worried a lot about little things?

[VAR: WORRIED]

RESPONSE	PUNCH	YEAR										COL. 2239
		1972-82	1982B	1983-87	1987B	1988-91	1993	1994	1996	1998	2000	ALL
0 days	0	0	0	0	0	0	0	0	449	0	0	449
1 day	1	0	0	0	0	0	0	0	189	0	0	189
2 days	2	0	0	0	0	0	0	0	157	0	0	157
3 days	3	0	0	0	0	0	0	0	141	0	0	141
4 days	4	0	0	0	0	0	0	0	76	0	0	76
5 days	5	0	0	0	0	0	0	0	76	0	0	76
6 days	6	0	0	0	0	0	0	0	55	0	0	55
7 days	7	0	0	0	0	0	0	0	307	0	0	307
Don't know	8	0	0	0	0	0	0	0	5	0	0	5
No answer	9	0	0	0	0	0	0	0	5	0	0	5
Not applicable	BK	13,626	354	7,542	353	5,907	1,606	2,992	1,444	2,832	2,817	39,473

L. Felt contented?

[VAR: CONTENTD]

RESPONSE	PUNCH	YEAR										COL. 2240
		1972-82	1982B	1983-87	1987B	1988-91	1993	1994	1996	1998	2000	ALL
0 days	0	0	0	0	0	0	0	0	154	0	0	154
1 day	1	0	0	0	0	0	0	0	86	0	0	86
2 days	2	0	0	0	0	0	0	0	103	0	0	103
3 days	3	0	0	0	0	0	0	0	126	0	0	126
4 days	4	0	0	0	0	0	0	0	136	0	0	136
5 days	5	0	0	0	0	0	0	0	176	0	0	176
6 days	6	0	0	0	0	0	0	0	143	0	0	143
7 days	7	0	0	0	0	0	0	0	514	0	0	514
Don't know	8	0	0	0	0	0	0	0	16	0	0	16
No answer	9	0	0	0	0	0	0	0	6	0	0	6
Not applicable	BK	13,626	354	7,542	353	5,907	1,606	2,992	1,444	2,832	2,817	39,473

M. Felt anxious and tense?

[VAR: ANXIOUS]

RESPONSE	PUNCH	YEAR										COL. 2241
		1972-82	1982B	1983-87	1987B	1988-91	1993	1994	1996	1998	2000	ALL
0 days	0	0	0	0	0	0	0	0	410	0	0	410
1 day	1	0	0	0	0	0	0	0	291	0	0	291
2 days	2	0	0	0	0	0	0	0	217	0	0	217
3 days	3	0	0	0	0	0	0	0	152	0	0	152
4 days	4	0	0	0	0	0	0	0	99	0	0	99
5 days	5	0	0	0	0	0	0	0	94	0	0	94
6 days	6	0	0	0	0	0	0	0	34	0	0	34
7 days	7	0	0	0	0	0	0	0	143	0	0	143
Don't know	8	0	0	0	0	0	0	0	11	0	0	11
No answer	9	0	0	0	0	0	0	0	9	0	0	9
Not applicable	BK	13,626	354	7,542	353	5,907	1,606	2,992	1,444	2,832	2,817	39,473

N. Felt so restless that you couldn't sit long in a chair?

[VAR: RESTLESS]

RESPONSE	PUNCH	YEAR										COL. 2242
		1972-82	1982B	1983-87	1987B	1988-91	1993	1994	1996	1998	2000	ALL
0 days	0	0	0	0	0	0	0	0	811	0	0	811
1 day	1	0	0	0	0	0	0	0	180	0	0	180
2 days	2	0	0	0	0	0	0	0	98	0	0	98
3 days	3	0	0	0	0	0	0	0	90	0	0	90
4 days	4	0	0	0	0	0	0	0	50	0	0	50
5 days	5	0	0	0	0	0	0	0	69	0	0	69
6 days	6	0	0	0	0	0	0	0	23	0	0	23
7 days	7	0	0	0	0	0	0	0	123	0	0	123
Don't know	8	0	0	0	0	0	0	0	6	0	0	6
No answer	9	0	0	0	0	0	0	0	10	0	0	10
Not applicable	BK	13,626	354	7,542	353	5,907	1,606	2,992	1,444	2,832	2,817	39,473

O. Felt mad at something or someone?

[VAR: MADAT]

RESPONSE	PUNCH	YEAR										COL. 2243
		1972-82	1982B	1983-87	1987B	1988-91	1993	1994	1996	1998	2000	ALL
0 days	0	0	0	0	0	0	0	0	494	0	0	494
1 day	1	0	0	0	0	0	0	0	393	0	0	393
2 days	2	0	0	0	0	0	0	0	221	0	0	221
3 days	3	0	0	0	0	0	0	0	111	0	0	111
4 days	4	0	0	0	0	0	0	0	73	0	0	73
5 days	5	0	0	0	0	0	0	0	59	0	0	59
6 days	6	0	0	0	0	0	0	0	24	0	0	24
7 days	7	0	0	0	0	0	0	0	74	0	0	74
Don't know	8	0	0	0	0	0	0	0	6	0	0	6
No answer	9	0	0	0	0	0	0	0	5	0	0	5
Not applicable	BK	13,626	354	7,542	353	5,907	1,606	2,992	1,444	2,832	2,817	39,473

P. Felt at ease?

[VAR: ATEASE]

RESPONSE	PUNCH	YEAR										COL. 2244
		1972-82	1982B	1983-87	1987B	1988-91	1993	1994	1996	1998	2000	ALL
0 days	0	0	0	0	0	0	0	0	113	0	0	113
1 day	1	0	0	0	0	0	0	0	100	0	0	100
2 days	2	0	0	0	0	0	0	0	119	0	0	119
3 days	3	0	0	0	0	0	0	0	158	0	0	158
4 days	4	0	0	0	0	0	0	0	145	0	0	145
5 days	5	0	0	0	0	0	0	0	160	0	0	160
6 days	6	0	0	0	0	0	0	0	159	0	0	159
7 days	7	0	0	0	0	0	0	0	489	0	0	489
Don't know	8	0	0	0	0	0	0	0	9	0	0	9
No answer	9	0	0	0	0	0	0	0	8	0	0	8
Not applicable	BK	13,626	354	7,542	353	5,907	1,606	2,992	1,444	2,832	2,817	39,473

Q. Felt angry at someone?

[VAR: ANGRY]

RESPONSE	PUNCH	YEAR										COL. 2245
		1972-82	1982B	1983-87	1987B	1988-91	1993	1994	1996	1998	2000	ALL
0 days	0	0	0	0	0	0	0	0	530	0	0	530
1 day	1	0	0	0	0	0	0	0	414	0	0	414
2 days	2	0	0	0	0	0	0	0	212	0	0	212
3 days	3	0	0	0	0	0	0	0	122	0	0	122
4 days	4	0	0	0	0	0	0	0	56	0	0	56
5 days	5	0	0	0	0	0	0	0	36	0	0	36
6 days	6	0	0	0	0	0	0	0	22	0	0	22
7 days	7	0	0	0	0	0	0	0	59	0	0	59
Don't know	8	0	0	0	0	0	0	0	4	0	0	4
No answer	9	0	0	0	0	0	0	0	5	0	0	5
Not applicable	BK	13,626	354	7,542	353	5,907	1,606	2,992	1,444	2,832	2,817	39,473

R. Felt embarrassed about something?

[VAR: EM BARRSS]

RESPONSE	PUNCH	YEAR										COL. 2246
		1972-82	1982B	1983-87	1987B	1988-91	1993	1994	1996	1998	2000	ALL
0 days	0	0	0	0	0	0	0	0	986	0	0	986
1 day	1	0	0	0	0	0	0	0	279	0	0	279
2 days	2	0	0	0	0	0	0	0	108	0	0	108
3 days	3	0	0	0	0	0	0	0	31	0	0	31
4 days	4	0	0	0	0	0	0	0	9	0	0	9
5 days	5	0	0	0	0	0	0	0	8	0	0	8
6 days	6	0	0	0	0	0	0	0	6	0	0	6
7 days	7	0	0	0	0	0	0	0	23	0	0	23
Don't know	8	0	0	0	0	0	0	0	3	0	0	3
No answer	9	0	0	0	0	0	0	0	7	0	0	7
Not applicable	BK	13,626	354	7,542	353	5,907	1,606	2,992	1,444	2,832	2,817	39,473

S. Felt proud of something you'd done?

[VAR: PROUD]

RESPONSE	PUNCH	YEAR										COL. 2247
		1972-82	1982B	1983-87	1987B	1988-91	1993	1994	1996	1998	2000	ALL
0 days	0	0	0	0	0	0	0	0	243	0	0	243
1 day	1	0	0	0	0	0	0	0	230	0	0	230
2 days	2	0	0	0	0	0	0	0	230	0	0	230
3 days	3	0	0	0	0	0	0	0	224	0	0	224
4 days	4	0	0	0	0	0	0	0	136	0	0	136
5 days	5	0	0	0	0	0	0	0	107	0	0	107
6 days	6	0	0	0	0	0	0	0	39	0	0	39
7 days	7	0	0	0	0	0	0	0	233	0	0	233
Don't know	8	0	0	0	0	0	0	0	13	0	0	13
No answer	9	0	0	0	0	0	0	0	5	0	0	5
Not applicable	BK	13,626	354	7,542	353	5,907	1,606	2,992	1,444	2,832	2,817	39,473

573. The following are some statements that people have made. For each one, please tell me if you strongly agree, agree, disagree, or strongly disagree with the statement (NOTE: INTERVIEWERS SHOULD CODE "neither agree or disagree/it depends" ONLY WHEN VOLUNTEERED.)

HAND
CARD CQ

A. There's no sense planning a lot -- if something good is going to happen, it will.

[VAR: NOPLAN]

RESPONSE	PUNCH	YEAR										COL. 2248
		1972-82	1982B	1983-87	1987B	1988-91	1993	1994	1996	1998	2000	ALL
Strongly agree	1	0	0	0	0	0	0	0	156	0	0	156
Agree	2	0	0	0	0	0	0	0	467	0	0	467
Neither agree or disagree/ it depends	3	0	0	0	0	0	0	0	113	0	0	113
Disagree	4	0	0	0	0	0	0	0	549	0	0	549
Strongly disagree	5	0	0	0	0	0	0	0	165	0	0	165
Don't know	8	0	0	0	0	0	0	0	7	0	0	7
No answer	9	0	0	0	0	0	0	0	3	0	0	3
Not applicable	BK	13,626	354	7,542	353	5,907	1,606	2,992	1,444	2,832	2,817	39,473

B. Most of my problems are due to bad breaks.

[VAR: BADBRKS]

RESPONSE	PUNCH	YEAR										COL. 2249
		1972-82	1982B	1983-87	1987B	1988-91	1993	1994	1996	1998	2000	ALL
Strongly agree	1	0	0	0	0	0	0	0	43	0	0	43
Agree	2	0	0	0	0	0	0	0	210	0	0	210
Neither agree or disagree/ it depends	3	0	0	0	0	0	0	0	134	0	0	134
Disagree	4	0	0	0	0	0	0	0	782	0	0	782
Strongly disagree	5	0	0	0	0	0	0	0	277	0	0	277
Don't know	8	0	0	0	0	0	0	0	11	0	0	11
No answer	9	0	0	0	0	0	0	0	3	0	0	3
Not applicable	BK	13,626	354	7,542	353	5,907	1,606	2,992	1,444	2,832	2,817	39,473

C. The really good things that happen to me are mostly luck.

[VAR: MOSTLUCK]

RESPONSE	PUNCH	YEAR										COL. 2250
		1972-82	1982B	1983-87	1987B	1988-91	1993	1994	1996	1998	2000	ALL
Strongly agree	1	0	0	0	0	0	0	0	40	0	0	40
Agree	2	0	0	0	0	0	0	0	194	0	0	194
Neither agree or disagree/ it depends	3	0	0	0	0	0	0	0	113	0	0	113
Disagree	4	0	0	0	0	0	0	0	857	0	0	857
Strongly disagree	5	0	0	0	0	0	0	0	245	0	0	245
Don't know	8	0	0	0	0	0	0	0	8	0	0	8
No answer	9	0	0	0	0	0	0	0	3	0	0	3
Not applicable	BK	13,626	354	7,542	353	5,907	1,606	2,992	1,444	2,832	2,817	39,473

D. I have little control over the bad things that happen to me.

[VAR: LITCNTRL]

RESPONSE	PUNCH	YEAR										COL. 2251
		1972-82	1982B	1983-87	1987B	1988-91	1993	1994	1996	1998	2000	ALL
Strongly agree	1	0	0	0	0	0	0	0	69	0	0	69
Agree	2	0	0	0	0	0	0	0	362	0	0	362
Neither agree or disagree/ it depends	3	0	0	0	0	0	0	0	120	0	0	120
Disagree	4	0	0	0	0	0	0	0	713	0	0	713
Strongly disagree	5	0	0	0	0	0	0	0	177	0	0	177
Don't know	8	0	0	0	0	0	0	0	12	0	0	12
No answer	9	0	0	0	0	0	0	0	7	0	0	7
Not applicable	BK	13,626	354	7,542	353	5,907	1,606	2,992	1,444	2,832	2,817	39,473

E. When I'm angry I let people know.

[VAR: SHOWANGR]

RESPONSE	PUNCH	YEAR										COL. 2252
		1972-82	1982B	1983-87	1987B	1988-91	1993	1994	1996	1998	2000	ALL
Strongly agree	1	0	0	0	0	0	0	0	238	0	0	238
Agree	2	0	0	0	0	0	0	0	651	0	0	651
Neither agree or disagree/ it depends	3	0	0	0	0	0	0	0	135	0	0	135
Disagree	4	0	0	0	0	0	0	0	355	0	0	355
Strongly disagree	5	0	0	0	0	0	0	0	71	0	0	71
Don't know	8	0	0	0	0	0	0	0	6	0	0	6
No answer	9	0	0	0	0	0	0	0	4	0	0	4
Not applicable	BK	13,626	354	7,542	353	5,907	1,606	2,992	1,444	2,832	2,817	39,473

**IF FORM "Y", ASK QS. 573F-J
IF FORM "X", GO TO Q.574**

F. I'm not afraid to let people know my feelings.

[VAR: SHOWFEEL]

RESPONSE	PUNCH	YEAR										COL. 2253
		1972-82	1982B	1983-87	1987B	1988-91	1993	1994	1996	1998	2000	ALL
Strongly agree	1	0	0	0	0	0	0	0	144	0	0	144
Agree	2	0	0	0	0	0	0	0	357	0	0	357
Neither agree or disagree/ it depends	3	0	0	0	0	0	0	0	90	0	0	90
Disagree	4	0	0	0	0	0	0	0	122	0	0	122
Strongly disagree	5	0	0	0	0	0	0	0	31	0	0	31
Don't know	8	0	0	0	0	0	0	0	1	0	0	1
No answer	9	0	0	0	0	0	0	0	10	0	0	10
Not applicable (Form 1)	BK	13,626	354	7,542	353	5,907	1,606	2,992	2,149	2,832	2,817	40178

G. I keep my emotions to myself.

[VAR: NOEMOTE]

RESPONSE	PUNCH	YEAR										COL. 2254
		1972-82	1982B	1983-87	1987B	1988-91	1993	1994	1996	1998	2000	ALL
Strongly agree	1	0	0	0	0	0	0	0	56	0	0	56
Agree	2	0	0	0	0	0	0	0	260	0	0	260
Neither agree or disagree/ it depends	3	0	0	0	0	0	0	0	73	0	0	73
Disagree	4	0	0	0	0	0	0	0	282	0	0	282
Strongly disagree	5	0	0	0	0	0	0	0	70	0	0	70
Don't know	8	0	0	0	0	0	0	0	5	0	0	5
No answer	9	0	0	0	0	0	0	0	9	0	0	9
Not applicable (Form 1)	BK	13,626	354	7,542	353	5,907	1,606	2,992	2,149	2,832	2,817	40,178

H. I often don't tell my friends something that I think will upset them.

[VAR: NOTUPSET]

RESPONSE	PUNCH	YEAR										COL. 2255
		1972-82	1982B	1983-87	1987B	1988-91	1993	1994	1996	1998	2000	ALL
Strongly agree	1	0	0	0	0	0	0	0	62	0	0	62
Agree	2	0	0	0	0	0	0	0	409	0	0	409
Neither agree or disagree/ it depends	3	0	0	0	0	0	0	0	70	0	0	70
Disagree	4	0	0	0	0	0	0	0	186	0	0	186
Strongly disagree	5	0	0	0	0	0	0	0	22	0	0	22
Don't know	8	0	0	0	0	0	0	0	3	0	0	3
No answer	9	0	0	0	0	0	0	0	3	0	0	3
Not applicable (Form 1)	BK	13,626	354	7,542	353	5,907	1,606	2,992	2,149	2,832	2,817	40,178

I. I try to be pleasant so that other s won't get upset.

[VAR: BEPLESNT]

RESPONSE	PUNCH	YEAR										COL. 2256
		1972-82	1982B	1983-87	1987B	1988-91	1993	1994	1996	1998	2000	ALL
Strongly agree	1	0	0	0	0	0	0	0	100	0	0	100
Agree	2	0	0	0	0	0	0	0	504	0	0	504
Neither agree or disagree/ it depends	3	0	0	0	0	0	0	0	54	0	0	54
Disagree	4	0	0	0	0	0	0	0	85	0	0	85
Strongly disagree	5	0	0	0	0	0	0	0	6	0	0	6
Don't know	8	0	0	0	0	0	0	0	2	0	0	2
No answer	9	0	0	0	0	0	0	0	4	0	0	4
Not applicable (Form 1)	BK	13,626	354	7,542	353	5,907	1,606	2,992	2,149	2,832	2,817	40,178

J. When I'm anxious, I try not to worry anyone else.

[VAR: NOTWORRY]

RESPONSE	PUNCH	YEAR										COL. 2257
		1972-82	1982B	1983-87	1987B	1988-91	1993	1994	1996	1998	2000	
Strongly agree	1	0	0	0	0	0	0	0	75	0	0	75
Agree	2	0	0	0	0	0	0	0	484	0	0	484
Neither agree or disagree/ it depends	3	0	0	0	0	0	0	0	67	0	0	67
Disagree	4	0	0	0	0	0	0	0	114	0	0	114
Strongly disagree	5	0	0	0	0	0	0	0	11	0	0	11
Don't know	8	0	0	0	0	0	0	0	0	0	0	0
No answer	9	0	0	0	0	0	0	0	4	0	0	4
Not applicable (Form 1)	BK	13,626	354	7,542	353	5,907	1,606	2,992	2,149	2,832	2,817	40,178

REMARKS: Hand card CQ contained responses 1-2, 4-5.

574. Within the past month, think about the last time you felt really angry, irritated or annoyed. Could you describe in a couple of sentences what made you feel that way -- what the situation was? (INTERVIEWER: IF RESPONDENT CANNOT RECOVER AN EVENT, PROBE WITH "You haven't felt irritated or annoyed in the past month?")

A. Involved work

[VAR: ANGRYWKR]

RESPONSE	PUNCH	YEAR										COL. 2258
		1972-82	1982B	1983-87	1987B	1988-91	1993	1994	1996	1998	2000	
Yes	1	0	0	0	0	0	0	0	380	0	0	380
No	2	0	0	0	0	0	0	0	622	0	0	622
Don't know	8	0	0	0	0	0	0	0	123	0	0	123
No answer	9	0	0	0	0	0	0	0	0	0	0	0
Not applicable	BK	13,626	354	7,542	353	5,907	1,606	2,992	1,779	2,832	2,817	39,808

B. Involved Family

[VAR: ANGRYFAM]

RESPONSE	PUNCH	YEAR										COL. 2259
		1972-82	1982B	1983-87	1987B	1988-91	1993	1994	1996	1998	2000	
Yes	1	0	0	0	0	0	0	0	318	0	0	318
No	2	0	0	0	0	0	0	0	713	0	0	713
Don't know	8	0	0	0	0	0	0	0	94	0	0	94
No answer	9	0	0	0	0	0	0	0	0	0	0	0
Not applicable	BK	13,626	354	7,542	353	5,907	1,606	2,992	1,779	2,832	2,817	39,808

C. Involved Government, Government officials

[VAR: ANGRYGVT]

RESPONSE	PUNCH	YEAR										COL. 2260
		1972-82	1982B	1983-87	1987B	1988-91	1993	1994	1996	1998	2000	
Yes	1	0	0	0	0	0	0	0	100	0	0	100
No	2	0	0	0	0	0	0	0	1,001	0	0	1,001
Don't know	8	0	0	0	0	0	0	0	24	0	0	24
No answer	9	0	0	0	0	0	0	0	0	0	0	0
Not applicable	BK	13,626	354	7,542	353	5,907	1,606	2,992	1,779	2,832	2,817	39,808

D. Reasons why people get angry:

[VAR: ANGRYWHY]

RESPONSE	PUNCH	YEAR										COL. 2261-2262
		1972-82	1982B	1983-87	1987B	1988-91	1993	1994	1996	1998	2000	
1	1	0	0	0	0	0	0	0	29	0	0	29
2	2	0	0	0	0	0	0	0	11	0	0	11
3	3	0	0	0	0	0	0	0	36	0	0	36
4	4	0	0	0	0	0	0	0	78	0	0	78
5	5	0	0	0	0	0	0	0	88	0	0	88
6	6	0	0	0	0	0	0	0	45	0	0	45
7	7	0	0	0	0	0	0	0	60	0	0	60
8	8	0	0	0	0	0	0	0	196	0	0	196
9	9	0	0	0	0	0	0	0	173	0	0	173
10	10	0	0	0	0	0	0	0	88	0	0	88
13	13	0	0	0	0	0	0	0	2	0	0	2
14	14	0	0	0	0	0	0	0	4	0	0	4
15	15	0	0	0	0	0	0	0	12	0	0	12
16	16	0	0	0	0	0	0	0	11	0	0	11
17	17	0	0	0	0	0	0	0	2	0	0	2
18	18	0	0	0	0	0	0	0	6	0	0	6
19	19	0	0	0	0	0	0	0	10	0	0	10
20	20	0	0	0	0	0	0	0	5	0	0	5
23	23	0	0	0	0	0	0	0	45	0	0	45
29	29	0	0	0	0	0	0	0	68	0	0	68
32	32	0	0	0	0	0	0	0	27	0	0	27
39	39	0	0	0	0	0	0	0	0	0	0	0
43	43	0	0	0	0	0	0	0	9	0	0	9
44	44	0	0	0	0	0	0	0	3	0	0	3
45	45	0	0	0	0	0	0	0	1	0	0	1
46	46	0	0	0	0	0	0	0	0	0	0	0
47	47	0	0	0	0	0	0	0	9	0	0	9
48	48	0	0	0	0	0	0	0	28	0	0	28
49	49	0	0	0	0	0	0	0	15	0	0	15
50	50	0	0	0	0	0	0	0	4	0	0	4
53	53	0	0	0	0	0	0	0	0	0	0	0
54	54	0	0	0	0	0	0	0	0	0	0	0
55	55	0	0	0	0	0	0	0	0	0	0	0
56	56	0	0	0	0	0	0	0	3	0	0	3
57	57	0	0	0	0	0	0	0	1	0	0	1
58	58	0	0	0	0	0	0	0	1	0	0	1
59	59	0	0	0	0	0	0	0	2	0	0	2
60	60	0	0	0	0	0	0	0	0	0	0	0
90	90	0	0	0	0	0	0	0	53	0	0	53
Don't know	98	0	0	0	0	0	0	0	0	0	0	0
No answer	99	0	0	0	0	0	0	0	0	0	0	0
Not applicable	BK	13,626	354	7,542	353	5,907	1,606	2,992	1,779	2,832	2,817	39,808

Angry at Self:

1. Angry at self because of something he/she did
2. Angry at self -- other (not an action, but a characteristic, trait, or other negative state)

Angry at Another Person for What They Did to You:

3. Person kept you from doing what you wanted to do
4. Person inconsiderate, thoughtless; failing to take you into account (mostly minor), taking you for granted
5. Person critical, insulting, or disrespectful (must be some direct and overt action)
6. Person did something inherently bad to you (what is done is innately wrong - lied, cheated, etc.)
7. Person demanded too much of you
8. Person failed to do something they were supposed to do
9. Other
10. Person's ideas, beliefs, mannerisms, choices, or personal traits/characteristics, though no overt or specific action towards R, cause anger (this anger must be directed at particular people, not, for example, at a broad ethnic or religious group)

Angry at Another Person for What They Did to Someone/Group you Cared about

13. Person kept other(s) from doing what they wanted to do
14. Person inconsiderate, thoughtless; failing to take other(s) into account (mostly minor), taking others for granted
15. Person critical, insulting, or disrespectful (must be some direct and overt action)
16. Person did something inherently bad to other(s) (what is done is innately wrong - lied, cheated, etc.)
17. Person demanded too much of other(s)
18. Person failed to do something they were supposed to do
19. Other
20. Person's ideas, beliefs, mannerisms, choices, or personal traits/characteristics, though no overt or specific action towards another person, cause anger (this anger must be directed at particular people, not, for example, at a broad ethnic or religious group)

Angry at Events, Circumstances (No particular person did something)

23. Kept you from doing what you wanted to do, directly (goal thwarted)
29. Other (direct affect on R)
32. The state of things, in general (perception of a wrong or negative state in the world; not an event specifically experienced by R)
39. Other (indirect affect on R)

Angry at an Association or Large Social Organization for What They Did to You (distinct individuals not to blame)

43. Organization kept you from doing what you wanted to do
44. Organization inconsiderate, thoughtless; failing to take you into account (mostly minor), taking you for granted
45. Organization critical, insulting, or disrespectful (must be some direct and overt action)
46. Organization did something inherently bad to you (what is done is innately wrong - lied, cheated, etc.)
47. Organization demanded too much of you
48. Organization failed to do something they were supposed to do
49. Other
50. Organization's ideas, beliefs, mannerisms, choices, or traits/characteristics, though no overt or specific action towards R, cause anger (this anger must be directed at a specifically related organization, not a broad, general grouping such as 'students' or 'Jews')

Angry at an Association or Large Social Organization for What They Did to Someone/Group you Cared about (distinct individuals not to blame)

- 53. Organization kept other(s) from doing what they wanted to do
- 54. Organization inconsiderate, thoughtless; failing to take other(s) into account (mostly minor), taking others for granted
- 55. Organization critical, insulting, or disrespectful (must be some direct and overt action)
- 56. Organization did something inherently bad to other(s) (what is done is innately wrong - lied, cheated, etc.)
- 57. Organization demanded too much of other(s)
- 58. Organization failed to do something they were supposed to do
- 59. Other
- 60. Organization's ideas, beliefs, mannerisms, choices, or traits/characteristics, though no overt or specific action towards another person, cause anger (this anger must be directed at a specifically related organization, not a broad, general grouping such as 'students' or 'Jews')

Unclassifiable

- 90. Not enough information to code, not clear enough, not related to above dimensions

E. (CODE WITHOUT ASKING) WAS AN EVENT RECALLED?

[VAR: ANGRYEV]

RESPONSE	PUNCH	YEAR										COL. 2268
		1972-82	1982B	1983-87	1987B	1988-91	1993	1994	1996	1998	2000	
Yes	1	0	0	0	0	0	0	0	1,125	0	0	1,125
No (SKIP TO INSTRUCTIONS BEFORE Q.585)	2	0	0	0	0	0	0	0	333	0	0	333
Don't know	8	0	0	0	0	0	0	0	2	0	0	2
No answer	9	0	0	0	0	0	0	0	0	0	0	0
Not applicable	BK	13,626	354	7,542	353	5,907	1,606	2,992	1,444	2,832	2,817	39,473

575. How long ago did this event happen? (ALLOW OPEN-ENDED RESPONSE; IF A RANGE IS GIVEN, PROBE FOR SPECIFIC NUMBER)

[VAR: WHNANGRY]

RESPONSE	PUNCH	YEAR										COL. 2269
		1972-82	1982B	1983-87	1987B	1988-91	1993	1994	1996	1998	2000	
Today	1	0	0	0	0	0	0	0	79	0	0	79
Yesterday	2	0	0	0	0	0	0	0	108	0	0	108
Up to a week ago (last 7 days)	3	0	0	0	0	0	0	0	500	0	0	500
Up to a month ago (last 30 days/ 4 weeks)	4	0	0	0	0	0	0	0	350	0	0	350
More than a month ago	5	0	0	0	0	0	0	0	78	0	0	78
Don't know	8	0	0	0	0	0	0	0	1	0	0	1
No answer	9	0	0	0	0	0	0	0	9	0	0	9
Not applicable (Punch 2 in Col. 2268)	BK	13,626	354	7,542	353	5,907	1,606	2,992	1,779	2,832	2,817	39,808

576. Who were you angry, irritated or annoyed at? (IF RESPONDENT GIVES A NAME, PROBE WITH "and who is name... what relationship is he/she to you?" IF UNSURE ABOUT RELATIONSHIP AFTER RESPONDENT'S DESCRIPTION, READ THE FIELD CODE THAT YOU THINK IS CLOSEST -- e.g., "so that's a co-worker?") CIRCLE ALL THAT APPLY.

A. My husband/wife, boyfriend/girlfriend, or partner

[VAR: MADAT1]

RESPONSE	PUNCH	YEAR										COL. 2270
		1972-82	1982B	1983-87	1987B	1988-91	1993	1994	1996	1998	2000	ALL
Yes	1	0	0	0	0	0	0	0	156	0	0	156
No	2	0	0	0	0	0	0	0	962	0	0	962
Don't know	8	0	0	0	0	0	0	0	0	0	0	0
No answer	9	0	0	0	0	0	0	0	7	0	0	7
Not applicable (Punch 2 in Col. 2268)	BK	13,626	354	7,542	353	5,907	1,606	2,992	1,779	2,832	2,817	39,808

B. Son

[VAR: MADAT2]

RESPONSE	PUNCH	YEAR										COL. 2271
		1972-82	1982B	1983-87	1987B	1988-91	1993	1994	1996	1998	2000	ALL
Yes	1	0	0	0	0	0	0	0	54	0	0	54
No	2	0	0	0	0	0	0	0	1,064	0	0	1,064
Don't know	8	0	0	0	0	0	0	0	0	0	0	0
No answer	9	0	0	0	0	0	0	0	7	0	0	7
Not applicable (Punch 2 in Col. 2268)	BK	13,626	354	7,542	353	5,907	1,606	2,992	1,779	2,832	2,817	39,808

C. Daughter

[VAR: MADAT3]

RESPONSE	PUNCH	YEAR										COL. 2272
		1972-82	1982B	1983-87	1987B	1988-91	1993	1994	1996	1998	2000	ALL
Yes	1	0	0	0	0	0	0	0	43	0	0	43
No	2	0	0	0	0	0	0	0	1,075	0	0	1,075
Don't know	8	0	0	0	0	0	0	0	0	0	0	0
No answer	9	0	0	0	0	0	0	0	7	0	0	7
Not applicable (Punch 2 in Col. 2268)	BK	13,626	354	7,542	353	5,907	1,606	2,992	1,779	2,832	2,817	39,808

D. Mother

[VAR: MADAT4]

RESPONSE	PUNCH	YEAR										COL. 2273
		1972-82	1982B	1983-87	1987B	1988-91	1993	1994	1996	1998	2000	ALL
Yes	1	0	0	0	0	0	0	0	11	0	0	11
No	2	0	0	0	0	0	0	0	1,107	0	0	1,107
Don't know	8	0	0	0	0	0	0	0	0	0	0	0
No answer	9	0	0	0	0	0	0	0	7	0	0	7
Not applicable (Punch 2 in Col. 2268)	BK	13,626	354	7,542	353	5,907	1,606	2,992	1,779	2,832	2,817	39,808

E. Father

[VAR: MADAT5]

RESPONSE	PUNCH	YEAR										COL. 2274
		1972-82	1982B	1983-87	1987B	1988-91	1993	1994	1996	1998	2000	ALL
Yes	1	0	0	0	0	0	0	0	5	0	0	5
No	2	0	0	0	0	0	0	0	1,113	0	0	1,113
Don't know	8	0	0	0	0	0	0	0	0	0	0	0
No answer	9	0	0	0	0	0	0	0	7	0	0	7
Not applicable (Punch 2 in Col. 2268)	BK	13,626	354	7,542	353	5,907	1,606	2,992	1,779	2,832	2,817	39,808

F. Sister

[VAR: MADAT6]

RESPONSE	PUNCH	YEAR										COL. 2275
		1972-82	1982B	1983-87	1987B	1988-91	1993	1994	1996	1998	2000	ALL
Yes	1	0	0	0	0	0	0	0	9	0	0	9
No	2	0	0	0	0	0	0	0	1,109	0	0	1,109
Don't know	8	0	0	0	0	0	0	0	0	0	0	0
No answer	9	0	0	0	0	0	0	0	7	0	0	7
Not applicable (Punch 2 in Col. 2268)	BK	13,626	354	7,542	353	5,907	1,606	2,992	1,779	2,832	2,817	39,808

G. Brother

[VAR: MADAT7]

RESPONSE	PUNCH	YEAR										COL. 2276
		1972-82	1982B	1983-87	1987B	1988-91	1993	1994	1996	1998	2000	ALL
Yes	1	0	0	0	0	0	0	0	12	0	0	12
No	2	0	0	0	0	0	0	0	1,106	0	0	1,106
Don't know	8	0	0	0	0	0	0	0	0	0	0	0
No answer	9	0	0	0	0	0	0	0	7	0	0	7
Not applicable (Punch 2 in Col. 2268)	BK	13,626	354	7,542	353	5,907	1,606	2,992	1,779	2,832	2,817	39,808

H. Another family member

[VAR: MADAT8]

RESPONSE	PUNCH	YEAR										COL. 2277
		1972-82	1982B	1983-87	1987B	1988-91	1993	1994	1996	1998	2000	ALL
Yes	1	0	0	0	0	0	0	0	45	0	0	45
No	2	0	0	0	0	0	0	0	1,073	0	0	1,073
Don't know	8	0	0	0	0	0	0	0	0	0	0	0
No answer	9	0	0	0	0	0	0	0	7	0	0	7
Not applicable (Punch 2 in Col. 2268)	BK	13,626	354	7,542	353	5,907	1,606	2,992	1,779	2,832	2,817	39,808

I. A friend

[VAR: MADAT9]

RESPONSE	PUNCH	YEAR										COL. 2278
		1972-82	1982B	1983-87	1987B	1988-91	1993	1994	1996	1998	2000	ALL
Yes	1	0	0	0	0	0	0	0	58	0	0	58
No	2	0	0	0	0	0	0	0	1,060	0	0	1,060
Don't know	8	0	0	0	0	0	0	0	0	0	0	0
No answer	9	0	0	0	0	0	0	0	7	0	0	7
Not applicable (Punch 2 in Col. 2268)	BK	13,626	354	7,542	353	5,907	1,606	2,992	1,779	2,832	2,817	39,808

J. An acquaintance

[VAR: MADAT10]

RESPONSE	PUNCH	YEAR										COL. 2279
		1972-82	1982B	1983-87	1987B	1988-91	1993	1994	1996	1998	2000	ALL
Yes	1	0	0	0	0	0	0	0	35	0	0	35
No	2	0	0	0	0	0	0	0	1,083	0	0	1,083
Don't know	8	0	0	0	0	0	0	0	0	0	0	0
No answer	9	0	0	0	0	0	0	0	7	0	0	7
Not applicable (Punch 2 in Col. 2268)	BK	13,626	354	7,542	353	5,907	1,606	2,992	1,779	2,832	2,817	39,808

K. A neighbor

[VAR: MADAT11]

RESPONSE	PUNCH	YEAR										COL. 2280
		1972-82	1982B	1983-87	1987B	1988-91	1993	1994	1996	1998	2000	ALL
Yes	1	0	0	0	0	0	0	0	25	0	0	25
No	2	0	0	0	0	0	0	0	1,093	0	0	1,093
Don't know	8	0	0	0	0	0	0	0	0	0	0	0
No answer	9	0	0	0	0	0	0	0	7	0	0	7
Not applicable (Punch 2 in Col. 2268)	BK	13,626	354	7,542	353	5,907	1,606	2,992	1,779	2,832	2,817	39,808

L. My boss

[VAR: MADAT12]

RESPONSE	PUNCH	YEAR										COL. 2281
		1972-82	1982B	1983-87	1987B	1988-91	1993	1994	1996	1998	2000	ALL
Yes	1	0	0	0	0	0	0	0	123	0	0	123
No	2	0	0	0	0	0	0	0	995	0	0	995
Don't know	8	0	0	0	0	0	0	0	0	0	0	0
No answer	9	0	0	0	0	0	0	0	7	0	0	7
Not applicable (Punch 2 in Col. 2268)	BK	13,626	354	7,542	353	5,907	1,606	2,992	1,779	2,832	2,817	39,808

M. A co-worker

[VAR: MADAT13]

RESPONSE	PUNCH	YEAR										COL. 2282
		1972-82	1982B	1983-87	1987B	1988-91	1993	1994	1996	1998	2000	ALL
Yes	1	0	0	0	0	0	0	0	127	0	0	127
No	2	0	0	0	0	0	0	0	991	0	0	991
Don't know	8	0	0	0	0	0	0	0	0	0	0	0
No answer	9	0	0	0	0	0	0	0	7	0	0	7
Not applicable (Punch 2 in Col. 2268)	BK	13,626	354	7,542	353	5,907	1,606	2,992	1,779	2,832	2,817	39,808

N. A subordinate at work; someone who works under you

[VAR: MADAT14]

RESPONSE	PUNCH	YEAR										COL. 2283
		1972-82	1982B	1983-87	1987B	1988-91	1993	1994	1996	1998	2000	ALL
Yes	1	0	0	0	0	0	0	0	36	0	0	36
No	2	0	0	0	0	0	0	0	1,082	0	0	1,082
Don't know	8	0	0	0	0	0	0	0	0	0	0	0
No answer	9	0	0	0	0	0	0	0	7	0	0	7
Not applicable (Punch 2 in Col. 2268)	BK	13,626	354	7,542	353	5,907	1,606	2,992	1,779	2,832	2,817	39,808

O. A customer or client

[VAR: MADAT15]

RESPONSE	PUNCH	YEAR										COL. 2284
		1972-82	1982B	1983-87	1987B	1988-91	1993	1994	1996	1998	2000	
Yes	1	0	0	0	0	0	0	0	32	0	0	32
No	2	0	0	0	0	0	0	0	1,086	0	0	1,086
Don't know	8	0	0	0	0	0	0	0	0	0	0	0
No answer	9	0	0	0	0	0	0	0	7	0	0	7
Not applicable (Punch 2 in Col. 2268)	BK	13,626	354	7,542	353	5,907	1,606	2,992	1,779	2,832	2,817	39,808

P. Someone else at work

[VAR: MADAT16]

RESPONSE	PUNCH	YEAR										COL. 2285
		1972-82	1982B	1983-87	1987B	1988-91	1993	1994	1996	1998	2000	
Yes	1	0	0	0	0	0	0	0	32	0	0	32
No	2	0	0	0	0	0	0	0	1,086	0	0	1,086
Don't know	8	0	0	0	0	0	0	0	0	0	0	0
No answer	9	0	0	0	0	0	0	0	7	0	0	7
Not applicable (Punch 2 in Col. 2268)	BK	13,626	354	7,542	353	5,907	1,606	2,992	1,779	2,832	2,817	39,808

Q. Government employee or agency (policemen, etc.)

[VAR: MADAT17]

RESPONSE	PUNCH	YEAR										COL. 2286
		1972-82	1982B	1983-87	1987B	1988-91	1993	1994	1996	1998	2000	
Yes	1	0	0	0	0	0	0	0	36	0	0	36
No	2	0	0	0	0	0	0	0	1,082	0	0	1,082
Don't know	8	0	0	0	0	0	0	0	0	0	0	0
No answer	9	0	0	0	0	0	0	0	7	0	0	7
Not applicable (Punch 2 in Col. 2268)	BK	13,626	354	7,542	353	5,907	1,606	2,992	1,779	2,832	2,817	39,808

R. Someone who was supposed to provide a service to you (a clerk, etc.)

[VAR: MADAT18]

RESPONSE	PUNCH	YEAR										COL. 2287
		1972-82	1982B	1983-87	1987B	1988-91	1993	1994	1996	1998	2000	
Yes	1	0	0	0	0	0	0	0	44	0	0	44
No	2	0	0	0	0	0	0	0	1,074	0	0	1,074
Don't know	8	0	0	0	0	0	0	0	0	0	0	0
No answer	9	0	0	0	0	0	0	0	7	0	0	7
Not applicable (Punch 2 in Col. 2268)	BK	13,626	354	7,542	353	5,907	1,606	2,992	1,779	2,832	2,817	39,808

S. A public figure (politician, actor, newsmaker)

[VAR: MADAT19]

RESPONSE	PUNCH	YEAR										COL. 2288
		1972-82	1982B	1983-87	1987B	1988-91	1993	1994	1996	1998	2000	
Yes	1	0	0	0	0	0	0	0	26	0	0	26
No	2	0	0	0	0	0	0	0	1,092	0	0	1,092
Don't know		8	0	0	0	0	0	0	0	0	0	0
No answer	9	0	0	0	0	0	0	0	7	0	0	7
Not applicable (Punch 2 in Col. 2268)	BK	13,626	354	7,542	353	5,907	1,606	2,992	1,779	2,832	2,817	39,808

T. Stranger (include crowds)

[VAR: MADAT20]

RESPONSE	PUNCH	YEAR										COL. 2289
		1972-82	1982B	1983-87	1987B	1988-91	1993	1994	1996	1998	2000	
Yes	1	0	0	0	0	0	0	0	34	0	0	34
No	2	0	0	0	0	0	0	0	1,084	0	0	1,084
Don't know	8	0	0	0	0	0	0	0	0	0	0	0
No answer	9	0	0	0	0	0	0	0	7	0	0	7
Not applicable (Punch 2 in Col. 2268)	BK	13,626	354	7,542	353	5,907	1,606	2,992	1,779	2,832	2,817	39,808

U. Self

[VAR: MADAT21]

RESPONSE	PUNCH	YEAR										COL. 2290
		1972-82	1982B	1983-87	1987B	1988-91	1993	1994	1996	1998	2000	
Yes	1	0	0	0	0	0	0	0	50	0	0	50
No	2	0	0	0	0	0	0	0	1,068	0	0	1,068
Don't know	8	0	0	0	0	0	0	0	0	0	0	0
No answer	9	0	0	0	0	0	0	0	7	0	0	7
Not applicable (Punch 2 in Col. 2268)	BK	13,626	354	7,542	353	5,907	1,606	2,992	1,779	2,832	2,817	39,808

V. Not angry at anyone (not angry at a person, but an object, circumstances, etc.)

[VAR: MADAT22]

RESPONSE	PUNCH	YEAR										COL. 2291
		1972-82	1982B	1983-87	1987B	1988-91	1993	1994	1996	1998	2000	
Yes	1	0	0	0	0	0	0	0	93	0	0	93
No	2	0	0	0	0	0	0	0	1,025	0	0	1,025
Don't know	8	0	0	0	0	0	0	0	0	0	0	0
No answer	9	0	0	0	0	0	0	0	7	0	0	7
Not applicable (Punch 2 in Col. 2268)	BK	13,626	354	7,542	353	5,907	1,606	2,992	1,779	2,832	2,817	39,808

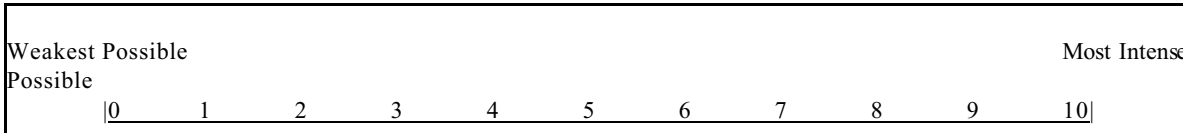
W. Other (SPECIFY)

[VAR: MADAT23]

RESPONSE	PUNCH	YEAR										COL. 2292
		1972-82	1982B	1983-87	1987B	1988-91	1993	1994	1996	1998	2000	
Ex-Spouse	1	0	0	0	0	0	0	0	16	0	0	16
Other Ex-Family Member	2	0	0	0	0	0	0	0	2	0	0	2
Health Care Personnel	3	0	0	0	0	0	0	0	10	0	0	10
Teachers	4	0	0	0	0	0	0	0	9	0	0	9
Landlord	5	0	0	0	0	0	0	0	5	0	0	5
Company	6	0	0	0	0	0	0	0	6	0	0	6
Criminal	7	0	0	0	0	0	0	0	4	0	0	4
Other	8	0	0	0	0	0	0	0	79	0	0	79
No answer	9	0	0	0	0	0	0	0	7	0	0	7
Not applicable (Punch 2 in Col. 2268)	BK	13,626	354	7,542	353	5,907	1,606	2,992	2,766	2,832	2,817	40,795

577. How intense would you say your anger or irritation was, if 0 means the least intense emotion that you can imagine experiencing and 10 is the most intense emotion that you can imagine having.

HAND
CARD CR



[VAR: HOWANGRY]

RESPONSE	PUNCH	YEAR										COL. 2293-2294
		1972-82	1982B	1983-87	1987B	1988-91	1993	1994	1996	1998	2000	
0 - Weakest possible	0	0	0	0	0	0	0	0	11	0	0	11
1	1	0	0	0	0	0	0	0	15	0	0	15
2	2	0	0	0	0	0	0	0	51	0	0	51
3	3	0	0	0	0	0	0	0	94	0	0	94
4	4	0	0	0	0	0	0	0	101	0	0	101
5	5	0	0	0	0	0	0	0	167	0	0	167
6	6	0	0	0	0	0	0	0	145	0	0	145
7	7	0	0	0	0	0	0	0	170	0	0	170
8	8	0	0	0	0	0	0	0	151	0	0	151
9	9	0	0	0	0	0	0	0	57	0	0	57
10 - Most intense possible	10	0	0	0	0	0	0	0	153	0	0	153
Don't know	98	0	0	0	0	0	0	0	1	0	0	1
No answer	99	0	0	0	0	0	0	0	9	0	0	9
Not Applicable (Punch 2 in Col. 2268)	BK	13,626	354	7,542	353	5,907	1,606	2,992	1,779	2,832	2,817	39,808

REMARKS: Hand card CR contained responses 0-10.

578. Emotions eventually fade away. How long did your anger or irritation last? Did it last:

HAND
CARD CS

[VAR: ANGRLAST]

RESPONSE	PUNCH	YEAR										COL. 2295
		1972-82	1982B	1983-87	1987B	1988-91	1993	1994	1996	1998	2000	ALL
Seconds	1	0	0	0	0	0	0	0	42	0	0	42
Minutes	2	0	0	0	0	0	0	0	300	0	0	300
Hours	3	0	0	0	0	0	0	0	297	0	0	297
All that day	4	0	0	0	0	0	0	0	135	0	0	135
Several days, or	5	0	0	0	0	0	0	0	186	0	0	186
Have you felt it continuously up until now (SKIP TO Q.580)	6	0	0	0	0	0	0	0	157	0	0	163
Don't know	8	0	0	0	0	0	0	0	8	0	0	8
No answer	9	0	0	0	0	0	0	0	8	0	0	8
Not applicable (Punch 2 in Col. 2268)	BK	13,626	354	7,542	353	5,907	1,606	2,992	1,779	2,832	2,817	39,808

REMARKS: Hand card CS contained responses 1-6.

579. Even after they go away, feelings sometimes come back when we think about things. How often have you thought about this situation since it happened: very often, every once in a while or just once or twice, or never (until asked about it just now)?

[VAR: THINKANGR]

RESPONSE	PUNCH	YEAR										COL. 2296
		1972-82	1982B	1983-87	1987B	1988-91	1993	1994	1996	1998	2000	ALL
Very often	1	0	0	0	0	0	0	0	140	0	0	140
Every once in a while	2	0	0	0	0	0	0	0	292	0	0	292
Just once or twice	3	0	0	0	0	0	0	0	292	0	0	292
Never/not once until now	4	0	0	0	0	0	0	0	219	0	0	219
Don't know	8	0	0	0	0	0	0	0	0	0	0	0
No answer	9	0	0	0	0	0	0	0	25	0	0	25
Not applicable (Punch 2 in Col. 2268 or Punch 6 in Col. 2295)	BK	13,626	354	7,542	353	5,907	1,606	2,992	1,936	2,832	2,817	39,965

580. I'm going to show you a list of things that people sometimes do to change their feelings. Did you do any of these things after you got angry or annoyed,... (INTERVIEWER CODE; CONTINUE WITH "Did you do any of these other things in addition to that?" UNTIL RESPONDENT SAYS NO. CIRCLE ALL TECHNIQUES MENTIONED. DO NOT READ ITEMS ON LIST.)

HAND
CARD CT

A. Tried to think about the situation in a different way

[VAR: CHN ANG1]

RESPONSE	PUNCH	YEAR										COL. 2297
		1972-82	1982B	1983-87	1987B	1988-91	1993	1994	1996	1998	2000	ALL
Yes	1	0	0	0	0	0	0	0	388	0	0	388
No	2	0	0	0	0	0	0	0	726	0	0	726
Don't know	8	0	0	0	0	0	0	0	0	0	0	0
No answer	9	0	0	0	0	0	0	0	11	0	0	11
Not applicable (Punch 2 in Col. 2268)	BK	13,626	354	7,542	353	5,907	1,606	2,992	1,779	2,832	2,817	39,808

B. Had a drink or took a pill

[VAR: CHN ANG2]

RESPONSE	PUNCH	YEAR										COL. 2298
		1972-82	1982B	1983-87	1987B	1988-91	1993	1994	1996	1998	2000	ALL
Yes	1	0	0	0	0	0	0	0	68	0	0	68
No	2	0	0	0	0	0	0	0	1,046	0	0	1,046
Don't know	8	0	0	0	0	0	0	0	0	0	0	0
No answer	9	0	0	0	0	0	0	0	11	0	0	11
Not applicable (Punch 2 in Col. 2268)	BK	13,626	354	7,542	353	5,907	1,606	2,992	1,779	2,832	2,817	39,808

C. Talked to the person I was angry or annoyed at

[VAR: CHN ANG3]

RESPONSE	PUNCH	YEAR										COL. 2299
		1972-82	1982B	1983-87	1987B	1988-91	1993	1994	1996	1998	2000	ALL
Yes	1	0	0	0	0	0	0	0	407	0	0	407
No	2	0	0	0	0	0	0	0	707	0	0	707
Don't know	8	0	0	0	0	0	0	0	0	0	0	0
No answer	9	0	0	0	0	0	0	0	11	0	0	11
Not applicable (Punch 2 in Col. 2268)	BK	13,626	354	7,542	353	5,907	1,606	2,992	1,779	2,832	2,817	39,808

D. Talked to someone else about how I felt

[VAR: CHN ANG4]

RESPONSE	PUNCH	YEAR										COL. 2300
		1972-82	1982B	1983-87	1987B	1988-91	1993	1994	1996	1998	2000	ALL
Yes	1	0	0	0	0	0	0	0	655	0	0	655
No	2	0	0	0	0	0	0	0	459	0	0	459
Don't know	8	0	0	0	0	0	0	0	0	0	0	0
No answer	9	0	0	0	0	0	0	0	11	0	0	11
Not applicable (Punch 2 in Col. 2268)	BK	13,626	354	7,542	353	5,907	1,606	2,992	1,779	2,832	2,817	39,808

E. Tried to forget it by doing or thinking about something else

[VAR: CHNANG5]

RESPONSE	PUNCH	YEAR										COL. 2301
		1972-82	1982B	1983-87	1987B	1988-91	1993	1994	1996	1998	2000	ALL
Yes	1	0	0	0	0	0	0	0	345	0	0	345
No	2	0	0	0	0	0	0	0	769	0	0	769
Don't know	8	0	0	0	0	0	0	0	0	0	0	0
No answer	9	0	0	0	0	0	0	0	11	0	0	11
Not applicable (Punch 2 in Col. 2268)	BK	13,626	354	7,542	353	5,907	1,606	2,992	1,779	2,832	2,817	39,808

F. Tried to change the situation by doing something

[VAR: CHNANG6]

RESPONSE	PUNCH	YEAR										COL. 2302
		1972-82	1982B	1983-87	1987B	1988-91	1993	1994	1996	1998	2000	ALL
Yes	1	0	0	0	0	0	0	0	297	0	0	297
No	2	0	0	0	0	0	0	0	817	0	0	817
Don't know	8	0	0	0	0	0	0	0	0	0	0	0
No answer	9	0	0	0	0	0	0	0	11	0	0	11
Not applicable (Punch 2 in Col. 2268)	BK	13,626	354	7,542	353	5,907	1,606	2,992	1,779	2,832	2,817	39,808

G. Prayed for help from God

[VAR: CHNANG7]

RESPONSE	PUNCH	YEAR										COL. 2303
		1972-82	1982B	1983-87	1987B	1988-91	1993	1994	1996	1998	2000	ALL
Yes	1	0	0	0	0	0	0	0	310	0	0	310
No	2	0	0	0	0	0	0	0	804	0	0	804
Don't know	8	0	0	0	0	0	0	0	0	0	0	0
No answer	9	0	0	0	0	0	0	0	11	0	0	11
Not applicable (Punch 2 in Col. 2268)	BK	13,626	354	7,542	353	5,907	1,606	2,992	1,779	2,832	2,817	39,808

H. Fantasized about a magical solution to the problem

[VAR: CHNANG8]

RESPONSE	PUNCH	YEAR										COL. 2304
		1972-82	1982B	1983-87	1987B	1988-91	1993	1994	1996	1998	2000	ALL
Yes	1	0	0	0	0	0	0	0	76	0	0	76
No	2	0	0	0	0	0	0	0	1,038	0	0	1,038
Don't know	8	0	0	0	0	0	0	0	0	0	0	0
No answer	9	0	0	0	0	0	0	0	11	0	0	11
Not applicable (Punch 2 in Col. 2268)	BK	13,626	354	7,542	353	5,907	1,606	2,992	1,779	2,832	2,817	39,808

I. Went out to get some exercise to make me feel better

[VAR: CHNANG9]

RESPONSE	PUNCH	YEAR										COL. 2305
		1972-82	1982B	1983-87	1987B	1988-91	1993	1994	1996	1998	2000	ALL
Yes	1	0	0	0	0	0	0	0	160	0	0	160
No	2	0	0	0	0	0	0	0	954	0	0	954
Don't know	8	0	0	0	0	0	0	0	0	0	0	0
No answer	9	0	0	0	0	0	0	0	11	0	0	11
Not applicable (Punch 2 in Col. 2268)	BK	13,626	354	7,542	353	5,907	1,606	2,992	1,779	2,832	2,817	39,808

J. Yelled or hit something to let out my pent-up feelings

[VAR: CHNANG10]

RESPONSE	PUNCH	YEAR										COL. 2306
		1972-82	1982B	1983-87	1987B	1988-91	1993	1994	1996	1998	2000	ALL
Yes	1	0	0	0	0	0	0	0	88	0	0	88
No	2	0	0	0	0	0	0	0	1,026	0	0	1,026
Don't know	8	0	0	0	0	0	0	0	0	0	0	0
No answer	9	0	0	0	0	0	0	0	11	0	0	11
Not applicable (Punch 2 in Col. 2268)	BK	13,626	354	7,542	353	5,907	1,606	2,992	1,779	2,832	2,817	39,808

K. Waited for feelings to pass

[VAR: CHNANG11]

RESPONSE	PUNCH	YEAR										COL. 2307
		1972-82	1982B	1983-87	1987B	1988-91	1993	1994	1996	1998	2000	ALL
Yes	1	0	0	0	0	0	0	0	326	0	0	326
No	2	0	0	0	0	0	0	0	788	0	0	788
Don't know	8	0	0	0	0	0	0	0	0	0	0	0
No answer	9	0	0	0	0	0	0	0	11	0	0	11
Not applicable (Punch 2 in Col. 2268)	BK	13,626	354	7,542	353	5,907	1,606	2,992	1,779	2,832	2,817	39,808

L. Tried to accept the situation as it was

[VAR: CHNANG12]

RESPONSE	PUNCH	YEAR										COL. 2308
		1972-82	1982B	1983-87	1987B	1988-91	1993	1994	1996	1998	2000	ALL
Yes	1	0	0	0	0	0	0	0	511	0	0	511
No	2	0	0	0	0	0	0	0	603	0	0	603
Don't know	8	0	0	0	0	0	0	0	0	0	0	0
No answer	9	0	0	0	0	0	0	0	11	0	0	11
Not applicable (Punch 2 in Col. 2268)	BK	13,626	354	7,542	353	5,907	1,606	2,992	1,779	2,832	2,817	39,808

M. Left the situation

[VAR: CHNANG13]

RESPONSE	PUNCH	YEAR										COL. 2309
		1972-82	1982B	1983-87	1987B	1988-91	1993	1994	1996	1998	2000	ALL
Yes	1	0	0	0	0	0	0	0	174	0	0	174
No	2	0	0	0	0	0	0	0	940	0	0	940
Don't know	8	0	0	0	0	0	0	0	0	0	0	0
No answer	9	0	0	0	0	0	0	0	11	0	0	11
Not applicable (Punch 2 in Col. 2268)	BK	13,626	354	7,542	353	5,907	1,606	2,992	1,779	2,832	2,817	39,808

N. Thought about how to get revenge

[VAR: CHNANG14]

RESPONSE	PUNCH	YEAR										COL. 2310
		1972-82	1982B	1983-87	1987B	1988-91	1993	1994	1996	1998	2000	ALL
Yes	1	0	0	0	0	0	0	0	69	0	0	69
No	2	0	0	0	0	0	0	0	1,045	0	0	1,045
Don't know	8	0	0	0	0	0	0	0	0	0	0	0
No answer	9	0	0	0	0	0	0	0	11	0	0	11
Not applicable (Punch 2 in Col. 2268)	BK	13,626	354	7,542	353	5,907	1,606	2,992	1,779	2,832	2,817	39,808

O. Planned how to end the relationship with the person who made me angry

[VAR: CHNANG15]

RESPONSE	PUNCH	YEAR										COL. 2311
		1972-82	1982B	1983-87	1987B	1988-91	1993	1994	1996	1998	2000	ALL
Yes	1	0	0	0	0	0	0	0	109	0	0	109
No	2	0	0	0	0	0	0	0	1,005	0	0	1,005
Don't know	8	0	0	0	0	0	0	0	0	0	0	0
No answer	9	0	0	0	0	0	0	0	11	0	0	11
Not applicable (Punch 2 in Col. 2268)	BK	13,626	354	7,542	353	5,907	1,606	2,992	1,779	2,832	2,817	39,808

P. Other (SPECIFY)

[VAR: CHNANG16]

RESPONSE	PUNCH	YEAR										COL. 2312
		1972-82	1982B	1983-87	1987B	1988-91	1993	1994	1996	1998	2000	ALL
Yes	1	0	0	0	0	0	0	0	48	0	0	48
No	2	0	0	0	0	0	0	0	1,066	0	0	1,066
Don't know	8	0	0	0	0	0	0	0	0	0	0	0
No answer	9	0	0	0	0	0	0	0	11	0	0	11
Not applicable (Punch 2 in Col. 2268)	BK	13,626	354	7,542	353	5,907	1,606	2,992	1,779	2,832	2,817	39,808

REMARKS: Hand card CT contained question prompts A-P.

581. Did you feel like your reaction to the situation was appropriate, or did it seem wrong to you somehow... for example, too intense or the wrong emotion for the occasion? On a scale that runs from 0 as completely right to 10 as completely wrong for the situation, tell me whether your feelings were right or wrong for the situation.

HAND
CARD CU

Completely Right	Completely Wrong
0	10
1	9
2	8
3	7
4	6
5	5
6	4
7	3
8	2
9	1

[VAR: REACTOK]

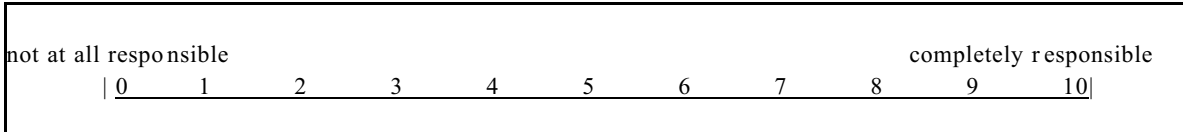
RESPONSE	PUNCH	YEAR										COL. 2313-2314	
		1972-82	1982B	1983-87	1987B	1988-91	1993	1994	1996	1998	2000	ALL	
0 - Completely Right	0	0	0	0	0	0	0	0	265	0	0	265	
1	1	0	0	0	0	0	0	0	121	0	0	121	
2	2	0	0	0	0	0	0	0	133	0	0	133	
3	3	0	0	0	0	0	0	0	99	0	0	99	
4	4	0	0	0	0	0	0	0	59	0	0	59	
5	5	0	0	0	0	0	0	0	147	0	0	147	
6	6	0	0	0	0	0	0	0	50	0	0	50	
7	7	0	0	0	0	0	0	0	48	0	0	48	
8	8	0	0	0	0	0	0	0	42	0	0	42	
9	9	0	0	0	0	0	0	0	30	0	0	30	
10 - Completely Wrong	10	0	0	0	0	0	0	0	119	0	0	119	
Don't know	98	0	0	0	0	0	0	0	2	0	0	2	
No answer	99	0	0	0	0	0	0	0	10	0	0	10	
Not Applicable (Punch 2 in Col. 2268)	BK	13,626	354	7,542	353	5,907	1,606	2,992	1,779	2,832	2,817	39,808	

REMARKS: Hand card CU contained responses 0-10.

IF PERSON OTHER THAN R MENTIONED, ASK QS. 582-584.

582. Think again about the situation that made you angry or annoyed. How responsible was the person/people who you were angry or annoyed at for the situation? Think of a scale where 0 means he/she was/were not at all responsible, while 10 means he/she/they was/were completely responsible.

HAND
CARD CV

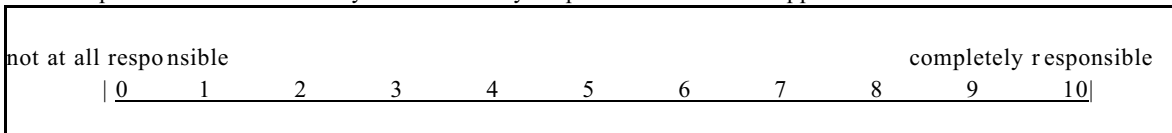


[VAR: OTHRESP]

RESPONSE	PUNCH	YEAR								COL. 2315-2316		
		1972-82	1982B	1983-87	1987B	1988-91	1993	1994	1996	1998	2000	ALL
0 - not at all responsible	. 0	0	0	0	0	0	0	0	43	0	0	43
1	1	0	0	0	0	0	0	0	12	0	0	12
2	2	0	0	0	0	0	0	0	16	0	0	16
3	3	0	0	0	0	0	0	0	17	0	0	17
4	4	0	0	0	0	0	0	0	22	0	0	22
5	5	0	0	0	0	0	0	0	78	0	0	78
6	6	0	0	0	0	0	0	0	43	0	0	43
7	7	0	0	0	0	0	0	0	81	0	0	81
8	8	0	0	0	0	0	0	0	114	0	0	114
9	9	0	0	0	0	0	0	0	82	0	0	82
10 - completely responsible	10	0	0	0	0	0	0	0	458	0	0	458
Don't know	98	0	0	0	0	0	0	0	0	0	0	0
No answer	99	0	0	0	0	0	0	0	30	0	0	30
Not Applicable (Punch 2 in												
Col. 2268 or No persons												
besides R mentioned in												
Q. 576)	BK	13,626	354	7,542	353	5,907	1,606	2,992	1,908	2,832	2,817	39,937

REMARKS: Hand card CV contained responses 0-10. "No other persons besides R mentioned" essentially means only Punch 1 was given for Col. 2291 and/or Col. 2292 in the series of questions, MADAT 1-MADAT23.

583. How responsible do YOU feel for the situation? Think of a scale where 0 means you were not at all responsible and 10 means you were totally responsible for what happened.



[VAR: SELFRESP]

RESPONSE	PUNCH	YEAR										COL. 2317-2318	
		1972-82	1982B	1983-87	1987B	1988-91	1993	1994	1996	1998	2000	ALL	
0 - not at all responsible	0	0	0	0	0	0	0	0	443	0	0	443	
1	1	0	0	0	0	0	0	0	92	0	0	92	
2	2	0	0	0	0	0	0	0	90	0	0	90	
3	3	0	0	0	0	0	0	0	78	0	0	78	
4	4	0	0	0	0	0	0	0	50	0	0	50	
5	5	0	0	0	0	0	0	0	96	0	0	96	
6	6	0	0	0	0	0	0	0	25	0	0	25	
7	7	0	0	0	0	0	0	0	22	0	0	22	
8	8	0	0	0	0	0	0	0	27	0	0	27	
9	9	0	0	0	0	0	0	0	10	0	0	10	
10 - completely responsible	10	0	0	0	0	0	0	0	31	0	0	31	
Don't know	98	0	0	0	0	0	0	0	0	0	0	0	
No answer	99	0	0	0	0	0	0	0	32	0	0	32	
Not Applicable (Punch 2 in													
Col. 2268 or No persons													
besides R mentioned in													
Q. 576)	BK	13,626	354	7,542	353	5,907	1,606	2,992	1,908	2,832	2,817	39,937	

REMARKS: Hand card CW contained responses 0-10. "No other persons besides R mentioned" essentially means only Punch 1 was given for Col. 2291 and/or Col. 2292 in the series of questions, MADAT1-MADAT23.

584. Thinking generally now, how much do you like or dislike the person/the people who made you angry or annoyed? Do you:

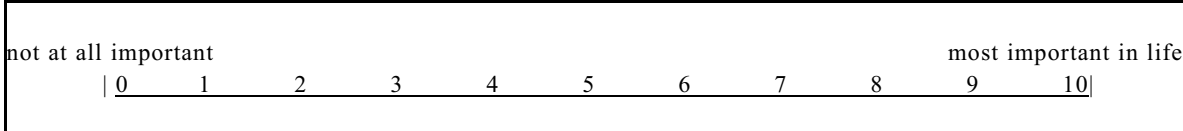
[VAR: LIKEOTH]

RESPONSE	PUNCH	YEAR										COL. 2319	
		1972-82	1982B	1983-87	1987B	1988-91	1993	1994	1996	1998	2000	ALL	
Like him/her/them a great deal	1	0	0	0	0	0	0	0	301	0	0	301	
Like him/her/them a little	2	0	0	0	0	0	0	0	108	0	0	108	
Feel neutral toward													
him/her/them	3	0	0	0	0	0	0	0	255	0	0	255	
Dislike him/her/them a little	4	0	0	0	0	0	0	0	92	0	0	92	
Dislike him/her/them a lot	5	0	0	0	0	0	0	0	114	0	0	114	
[If volunteered - love													
him/her/them]	6	0	0	0	0	0	0	0	63	0	0	63	
[If volunteered - don't know													
him/her/them]	7	0	0	0	0	0	0	0	29	0	0	29	
Don't know	8	0	0	0	0	0	0	0	1	0	0	1	
No answer	9	0	0	0	0	0	0	0	33	0	0	33	
Not applicable (Punch 2 in													
Col. 2268 or No persons													
besides R mentioned in													
Q. 576)	BK	13,626	354	7,542	353	5,907	1,606	2,992	1,908	2,832	2,817	39,937	

REMARKS: "No other persons besides R mentioned" essentially means only Punch 1 was given for Col. 2291 and/or Col. 2292 in the series of questions, MADAT1-MADAT23.

IF FORM "X", ASK QS. 585-587G
IF FORM "Y", ASK QS. GO TO Q. 588

585. How important is being an AMERICAN to you, where 0 is not at all important and 10 is the most important thing in your life



[VAR: AMIMP]

RESPONSE	PUNCH	YEAR									COL. 2320-2321	
		1972-82	1982B	1983-87	1987B	1988-91	1993	1994	1996	1998	2000	ALL
0 - not at all important . . . 0		0	0	0	0	0	0	0	11	0	0	11
1 1		0	0	0	0	0	0	0	5	0	0	5
2 2		0	0	0	0	0	0	0	7	0	0	7
3 3		0	0	0	0	0	0	0	8	0	0	8
4 4		0	0	0	0	0	0	0	13	0	0	13
5 5		0	0	0	0	0	0	0	67	0	0	67
6 6		0	0	0	0	0	0	0	31	0	0	31
7 7		0	0	0	0	0	0	0	67	0	0	67
8 8		0	0	0	0	0	0	0	98	0	0	98
9 9		0	0	0	0	0	0	0	68	0	0	68
10 - most important in life 10		0	0	0	0	0	0	0	315	0	0	315
Don't know 98		0	0	0	0	0	0	0	5	0	0	5
No answer 99		0	0	0	0	0	0	0	10	0	0	10
Not Applicable (Form 2) . . . BK		13,626	354	7,542	353	5,907	1,606	2,992	2,199	2,832	2,817	40,228

586. If you were no longer an AMERICAN, but were a citizen of another country living outside the United States, how much would it change what you do in a typical week? Would what you do in a typical week be:

[VAR: NOTAM]

RESPONSE	PUNCH	YEAR									COL. 2322	
		1972-82	1982B	1983-87	1987B	1988-91	1993	1994	1996	1998	2000	ALL
Completely different 1		0	0	0	0	0	0	0	191	0	0	191
Quite different 2		0	0	0	0	0	0	0	123	0	0	123
Somewhat different 3		0	0	0	0	0	0	0	148	0	0	148
Just slightly different, or . 4		0	0	0	0	0	0	0	68	0	0	68
Not at all different 5		0	0	0	0	0	0	0	81	0	0	81
I am a citizen of another country 6		0	0	0	0	0	0	0	13	0	0	13
Don't know 8		0	0	0	0	0	0	0	76	0	0	76
No answer 9		0	0	0	0	0	0	0	5	0	0	5
Not applicable (Form 2) . . . BK		13,626	354	7,542	353	5,907	1,606	2,992	2,199	2,832	2,817	40,228

587. Now I want to ask some questions about how you feel when you think about this country, the United States.
When you think about the United States:

HAND
CARD CX

A. How often do you feel WORRIED? Do you feel worried:

[VAR: USWORRY]

RESPONSE	PUNCH	YEAR										COL. 2323
		1972-82	1982B	1983-87	1987B	1988-91	1993	1994	1996	1998	2000	ALL
Always	1	0	0	0	0	0	0	0	34	0	0	34
Most of the time	2	0	0	0	0	0	0	0	97	0	0	97
Some of the time	3	0	0	0	0	0	0	0	355	0	0	355
Rarely	4	0	0	0	0	0	0	0	153	0	0	153
Never	5	0	0	0	0	0	0	0	61	0	0	61
Don't know	8	0	0	0	0	0	0	0	4	0	0	4
No answer	9	0	0	0	0	0	0	0	1	0	0	1
Not applicable (Form 2)	BK	13,626	354	7,542	353	5,907	1,606	2,992	2,199	2,832	2,817	40,228

B. When you think about the United States, how often do you feel SATISFIED? Do you feel satisfied:

[VAR: USSAT]

RESPONSE	PUNCH	YEAR										COL. 2324
		1972-82	1982B	1983-87	1987B	1988-91	1993	1994	1996	1998	2000	ALL
Always	1	0	0	0	0	0	0	0	55	0	0	55
Most of the time	2	0	0	0	0	0	0	0	274	0	0	274
Some of the time	3	0	0	0	0	0	0	0	287	0	0	287
Rarely	4	0	0	0	0	0	0	0	66	0	0	66
Never	5	0	0	0	0	0	0	0	15	0	0	15
Don't know	8	0	0	0	0	0	0	0	6	0	0	6
No answer	9	0	0	0	0	0	0	0	2	0	0	2
Not applicable (Form 2)	BK	13,626	354	7,542	353	5,907	1,606	2,992	2,199	2,832	2,817	40,228

C. When you think about the United States, how often do you feel FRUSTRATED? Do you feel frustrated:

[VAR: USFRUSTR]

RESPONSE	PUNCH	YEAR										COL. 2325
		1972-82	1982B	1983-87	1987B	1988-91	1993	1994	1996	1998	2000	ALL
Always	1	0	0	0	0	0	0	0	29	0	0	29
Most of the time	2	0	0	0	0	0	0	0	103	0	0	103
Some of the time	3	0	0	0	0	0	0	0	371	0	0	371
Rarely	4	0	0	0	0	0	0	0	141	0	0	141
Never	5	0	0	0	0	0	0	0	52	0	0	52
Don't know	8	0	0	0	0	0	0	0	7	0	0	7
No answer	9	0	0	0	0	0	0	0	2	0	0	2
Not applicable (Form 2)	BK	13,626	354	7,542	353	5,907	1,606	2,992	2,199	2,832	2,817	40,228

D. When you think about the United States, how often do you feel ENTHUSIASTIC? Do you feel enthusiastic:

[VAR: USENTHUS]

RESPONSE	PUNCH	YEAR										COL. 2326
		1972-82	1982B	1983-87	1987B	1988-91	1993	1994	1996	1998	2000	ALL
Always	1	0	0	0	0	0	0	0	76	0	0	76
Most of the time	2	0	0	0	0	0	0	0	185	0	0	185
Some of the time	3	0	0	0	0	0	0	0	292	0	0	292
Rarely	4	0	0	0	0	0	0	0	108	0	0	108
Never	5	0	0	0	0	0	0	0	31	0	0	31
Don't know	8	0	0	0	0	0	0	0	11	0	0	11
No answer	9	0	0	0	0	0	0	0	2	0	0	2
Not applicable (Form 2)	BK	13,626	354	7,542	353	5,907	1,606	2,992	2,199	2,832	2,817	40,228

E. When you think about the United States, how often do you feel ANGRY? Do you feel angry:

[VAR: USANGRY]

RESPONSE	PUNCH	YEAR										COL. 2327
		1972-82	1982B	1983-87	1987B	1988-91	1993	1994	1996	1998	2000	ALL
Always	1	0	0	0	0	0	0	0	10	0	0	10
Most of the time	2	0	0	0	0	0	0	0	41	0	0	41
Some of the time	3	0	0	0	0	0	0	0	299	0	0	299
Rarely	4	0	0	0	0	0	0	0	246	0	0	246
Never	5	0	0	0	0	0	0	0	99	0	0	99
Don't know	8	0	0	0	0	0	0	0	8	0	0	8
No answer	9	0	0	0	0	0	0	0	2	0	0	2
Not applicable (Form 2)	BK	13,626	354	7,542	353	5,907	1,606	2,992	2,199	2,832	2,817	40,228

F. When you think about the United States, how often do you feel HOPEFUL? Do you feel hopeful:

[VAR: USHOPEFL]

RESPONSE	PUNCH	YEAR										COL. 2328
		1972-82	1982B	1983-87	1987B	1988-91	1993	1994	1996	1998	2000	ALL
Always	1	0	0	0	0	0	0	0	148	0	0	148
Most of the time	2	0	0	0	0	0	0	0	238	0	0	238
Some of the time	3	0	0	0	0	0	0	0	241	0	0	241
Rarely	4	0	0	0	0	0	0	0	50	0	0	50
Never	5	0	0	0	0	0	0	0	15	0	0	15
Don't know	8	0	0	0	0	0	0	0	11	0	0	11
No answer	9	0	0	0	0	0	0	0	2	0	0	2
Not applicable (Form 2)	BK	13,626	354	7,542	353	5,907	1,606	2,992	2,199	2,832	2,817	40,228

G. When you think about the United States, how often do you feel UPSET? Do you feel upset:

[VAR: USUPSET]

RESPONSE	PUNCH	YEAR										COL. 2329
		1972-82	1982B	1983-87	1987B	1988-91	1993	1994	1996	1998	2000	ALL
Always	1	0	0	0	0	0	0	0	14	0	0	14
Most of the time	2	0	0	0	0	0	0	0	47	0	0	47
Some of the time	3	0	0	0	0	0	0	0	344	0	0	344
Rarely	4	0	0	0	0	0	0	0	214	0	0	214
Never	5	0	0	0	0	0	0	0	80	0	0	80
Don't know	8	0	0	0	0	0	0	0	5	0	0	5
No answer	9	0	0	0	0	0	0	0	1	0	0	1
Not applicable (Form 2)	BK	13,626	354	7,542	353	5,907	1,606	2,992	2,199	2,832	2,817	40,228

REMARKS: Hand card CX contained responses 1-5.

The 1996 Topical Module: Markets
(Qs. 588-639, 902A, C, E-F, 905A)

IF FORM "X", ASK QS. 588-596.
IF FORM "Y", ASK QS. 597-606.

588. Have you purchased a used car from a private individual in the past five years?

[VAR: CARPRIVT]

RESPONSE	PUNCH	YEAR										COL. 2330
		1972-82	1982B	1983-87	1987B	1988-91	1993	1994	1996	1998	2000	ALL
Yes (GO TO Q.589)	1	0	0	0	0	0	0	0	250	0	0	250
No (GO TO Q.591)	2	0	0	0	0	0	0	0	485	0	0	485
Don't know	8	0	0	0	0	0	0	0	0	0	0	0
No answer	9	0	0	0	0	0	0	0	1	0	0	1
Not applicable (Form 2)	BK	13,626	354	7,542	353	5,907	1,606	2,992	2,168	2,832	2,817	40,197

589. Which of the following best describes your relationship to the person who sold you the vehicle at the time of the purchase?

HAND
CARD CY

[VAR: RELPRIVT]

RESPONSE	PUNCH	YEAR										COL. 2331
		1972-82	1982B	1983-87	1987B	1988-91	1993	1994	1996	1998	2000	ALL
A relative (including in-laws)	1	0	0	0	0	0	0	0	39	0	0	39
A friend or acquaintance	2	0	0	0	0	0	0	0	58	0	0	58
A friend of a friend or of a relative, or a relative of a friend	3	0	0	0	0	0	0	0	18	0	0	18
Not a friend, but someone with whom I had previous business dealings	4	0	0	0	0	0	0	0	16	0	0	16
No prior relationship	5	0	0	0	0	0	0	0	119	0	0	119
Don't know	8	0	0	0	0	0	0	0	0	0	0	0
No answer	9	0	0	0	0	0	0	0	1	0	0	1
Not applicable (Form 2 or Punch 2 in Col. 2330)	BK	13,626	354	7,542	353	5,907	1,606	2,992	2,653	2,832	2,817	40,682

REMARKS: Hand Card CY contained responses 1-5.

590. Did the seller guarantee to pay for some or all unexpected repairs needed for some period after the sale (i.e., did the seller provide a warranty)?

[VAR: WARRNTYC]

RESPONSE	PUNCH	YEAR										COL. 2332
		1972-82	1982B	1983-87	1987B	1988-91	1993	1994	1996	1998	2000	ALL
Yes -- informal assurance, but no written warranty	1	0	0	0	0	0	0	0	11	0	0	11
Yes -- written guarantee	2	0	0	0	0	0	0	0	12	0	0	12
No	3	0	0	0	0	0	0	0	220	0	0	220
Don't know	8	0	0	0	0	0	0	0	5	0	0	5
No answer	9	0	0	0	0	0	0	0	3	0	0	3
Not applicable (Form 2 or Punch 2 in Col. 2330)	BK	13,626	354	7,542	353	5,907	1,606	2,992	2,653	2,832	2,817	40,682

591. Have you purchased a car from a dealership in the past five years?

[VAR: CARDEALR]

RESPONSE	PUNCH	YEAR										COL. 2333
		1972-82	1982B	1983-87	1987B	1988-91	1993	1994	1996	1998	2000	ALL
Yes (GO TO Q.592)	1	0	0	0	0	0	0	0	399	0	0	399
No (GO TO Q.607)	2	0	0	0	0	0	0	0	329	0	0	329
Don't know	8	0	0	0	0	0	0	0	0	0	0	0
No answer	9	0	0	0	0	0	0	0	8	0	0	8
Not applicable (Form 2)	BK	13,626	354	7,542	353	5,907	1,606	2,992	2,168	2,832	2,817	40,197

IF R HAS PURCHASED MORE THAN ONE CAR, REFER TO THE MOST RECENT PURCHASE.

592. Was the car new or used?

[VAR: NEWUSED]

RESPONSE	PUNCH	YEAR										COL. 2334
		1972-82	1982B	1983-87	1987B	1988-91	1993	1994	1996	1998	2000	ALL
New (GO TO Q.594)	1	0	0	0	0	0	0	0	209	0	0	209
Used (GO TO Q.593)	2	0	0	0	0	0	0	0	191	0	0	191
Don't know	8	0	0	0	0	0	0	0	0	0	0	0
No answer	9	0	0	0	0	0	0	0	7	0	0	7
Not applicable (Form 2 or Punch 2 in Col. 2333)	BK	13,626	354	7,542	353	5,907	1,606	2,992	2,497	2,832	2,817	40,526

593. Was the agency a new car dealership or did it only sell used cars?

[VAR: TYPDEALR]

RESPONSE	PUNCH	YEAR										COL. 2335
		1972-82	1982B	1983-87	1987B	1988-91	1993	1994	1996	1998	2000	ALL
New car dealership	1	0	0	0	0	0	0	0	114	0	0	114
Used car dealership	2	0	0	0	0	0	0	0	72	0	0	72
Don't know	8	0	0	0	0	0	0	0	0	0	0	0
No answer	9	0	0	0	0	0	0	0	12	0	0	12
Not applicable (Form 2 or Punch 2 in Col. 2333 or Punch 1 in Col. 2334)	BK	13,626	354	7,542	353	5,907	1,606	2,992	2,706	2,832	2,817	40,735

594. What made you think that this would be a good place to make your purchase? (Choose all that apply.)

HAND CARD CZ

A. My own previous knowledge of the place

[VAR: CARBUYA]

RESPONSE	PUNCH	YEAR										COL. 2336
		1972-82	1982B	1983-87	1987B	1988-91	1993	1994	1996	1998	2000	ALL
Yes	1	0	0	0	0	0	0	0	128	0	0	128
No	2	0	0	0	0	0	0	0	202	0	0	202
Don't know	8	0	0	0	0	0	0	0	1	0	0	1
No answer	9	0	0	0	0	0	0	0	76	0	0	76
Not applicable (Form 2 or Punch 2 in Col. 2333)	BK	13,626	354	7,542	353	5,907	1,606	2,992	2,497	2,832	2,817	40,256

B. A friend or relative recommended them

[VAR: CARBUYB]

RESPONSE	PUNCH	YEAR										COL. 2337
		1972-82	1982B	1983-87	1987B	1988-91	1993	1994	1996	1998	2000	ALL
Yes	1	0	0	0	0	0	0	0	111	0	0	111
No	2	0	0	0	0	0	0	0	204	0	0	204
Don't know	8	0	0	0	0	0	0	0	1	0	0	1
No answer	9	0	0	0	0	0	0	0	91	0	0	91
Not applicable (Form 2 or												
Punch 2 in Col. 2333) . . BK 13,626 354 7,542 353 5,907 1,606 2,992 2,497 2,832 2,817 40,526												

C. An acquaintance recommended them

[VAR: CARBUYC]

RESPONSE	PUNCH	YEAR										COL. 2338
		1972-82	1982B	1983-87	1987B	1988-91	1993	1994	1996	1998	2000	ALL
Yes	1	0	0	0	0	0	0	0	38	0	0	38
No	2	0	0	0	0	0	0	0	267	0	0	267
Don't know	8	0	0	0	0	0	0	0	1	0	0	1
No answer	9	0	0	0	0	0	0	0	101	0	0	101
Not applicable (Form 2 or												
Punch 2 in Col. 2333) . . BK 13,626 354 7,542 353 5,907 1,606 2,992 2,497 2,832 2,817 40,526												

D. General reputation in the community

[VAR: CARBUYD]

RESPONSE	PUNCH	YEAR										COL. 2339
		1972-82	1982B	1983-87	1987B	1988-91	1993	1994	1996	1998	2000	ALL
Yes	1	0	0	0	0	0	0	0	107	0	0	107
No	2	0	0	0	0	0	0	0	209	0	0	209
Don't know	8	0	0	0	0	0	0	0	1	0	0	1
No answer	9	0	0	0	0	0	0	0	90	0	0	90
Not applicable (Form 2 or												
Punch 2 in Col. 2333) . . BK 13,626 354 7,542 353 5,907 1,606 2,992 2,497 2,832 2,817 40,526												

E. I saw their advertisement

[VAR: CARBUYE]

RESPONSE	PUNCH	YEAR										COL. 2340
		1972-82	1982B	1983-87	1987B	1988-91	1993	1994	1996	1998	2000	ALL
Yes	1	0	0	0	0	0	0	0	79	0	0	79
No	2	0	0	0	0	0	0	0	226	0	0	226
Don't know	8	0	0	0	0	0	0	0	1	0	0	1
No answer	9	0	0	0	0	0	0	0	101	0	0	101
Not applicable (Form 2 or												
Punch 2 in Col. 2333) . . BK 13,626 354 7,542 353 5,907 1,606 2,992 2,497 2,832 2,817 40,256												

F. I searched for the best price

[VAR: CARBUYF]

RESPONSE	PUNCH	YEAR										COL. 2341
		1972-82	1982B	1983-87	1987B	1988-91	1993	1994	1996	1998	2000	ALL
Yes	1	0	0	0	0	0	0	0	168	0	0	168
No	2	0	0	0	0	0	0	0	166	0	0	166
Don't know	8	0	0	0	0	0	0	0	1	0	0	1
No answer	9	0	0	0	0	0	0	0	72	0	0	72
Not applicable (Form 2 or												
Punch 2 in Col. 2333) . . BK 13,626 354 7,542 353 5,907 1,606 2,992 2,497 2,832 2,817 40,526												

G. Convenience

[VAR: CARBUYG]

RESPONSE	PUNCH	YEAR										COL. 2342
		1972-82	1982B	1983-87	1987B	1988-91	1993	1994	1996	1998	2000	ALL
Yes	1	0	0	0	0	0	0	0	121	0	0	121
No	2	0	0	0	0	0	0	0	203	0	0	203
Don't know	8	0	0	0	0	0	0	0	1	0	0	1
No answer	9	0	0	0	0	0	0	0	82	0	0	82
Not applicable (Form 2 or Punch 2 in Col. 2333) . .	BK	13,626	354	7,542	353	5,907	1,606	2,992	2,497	2,832	2,817	40,526

IF R CHOOSES MORE THAN ONE REASON:

What was the most important reason? (RECORD LETTER A-G FROM ABOVE)

H. MOST IMPORTANT REASON FROM ABOVE

[VAR: CARBUY1]

RESPONSE	PUNCH	YEAR										COL. 2343
		1972-82	1982B	1983-87	1987B	1988-91	1993	1994	1996	1998	2000	ALL
A	1	0	0	0	0	0	0	0	35	0	0	35
B	2	0	0	0	0	0	0	0	23	0	0	23
C	3	0	0	0	0	0	0	0	5	0	0	5
D	4	0	0	0	0	0	0	0	20	0	0	20
E	5	0	0	0	0	0	0	0	10	0	0	10
F	6	0	0	0	0	0	0	0	76	0	0	76
G	7	0	0	0	0	0	0	0	17	0	0	17
Don't know	8	0	0	0	0	0	0	0	0	0	0	0
No answer	9	0	0	0	0	0	0	0	7	0	0	7
Not applicable (Form 2 or Punch 2 in Col. 2333 or not more than 1 reason chosen) BK	BK	13,626	354	7,542	353	5,907	1,606	2,992	2,711	2,832	2,817	40,740

REMARKS: Hand card CZ contained question prompts A-G.

595. Which of the following best describes your relationship to the salesperson from whom you purchased the car or to the owner of the auto dealership. Please indicate what your closest relationship was.

HAND
CARD DA

[VAR: RELDEALR]

RESPONSE	PUNCH	YEAR										COL. 2344
		1972-82	1982B	1983-87	1987B	1988-91	1993	1994	1996	1998	2000	ALL
A relative (including in-laws) 1		0	0	0	0	0	0	0	9	0	0	9
A friend or acquaintance . . . 2		0	0	0	0	0	0	0	45	0	0	45
A friend of a friend or relative, or a relative of a friend 3		0	0	0	0	0	0	0	22	0	0	22
Not a friend, but someone with whom I had previous business dealings 4		0	0	0	0	0	0	0	41	0	0	41
No prior relationship 5		0	0	0	0	0	0	0	279	0	0	279
Don't know 8		0	0	0	0	0	0	0	0	0	0	0
No answer 9		0	0	0	0	0	0	0	11	0	0	11
Not applicable (Form 2 or Punch 2 in Col. 2333) . .	BK	13,626	354	7,542	353	5,907	1,606	2,992	2,497	2,832	2,817	40,256

REMARKS: Hand card DA contained responses 1-5.

596. How satisfied are you with your purchase?

[VAR: SATCAR]

RESPONSE	PUNCH	YEAR										COL. 2345
		1972-82	1982B	1983-87	1987B	1988-91	1993	1994	1996	1998	2000	ALL
Not too satisfied	1	0	0	0	0	0	0	0	36	0	0	36
Pretty satisfied	2	0	0	0	0	0	0	0	157	0	0	157
Extremely satisfied	3	0	0	0	0	0	0	0	203	0	0	203
Don't know	8	0	0	0	0	0	0	0	1	0	0	1
No answer	9	0	0	0	0	0	0	0	10	0	0	10
Not applicable (Form 2 or Punch 2 in Col. 2333) . .	BK	13,626	354	7,542	353	5,907	1,606	2,992	2,497	2,832	2,817	40,526

IF FORM "Y", ASK QS. 597-606. IF FORM "X", GO TO Q. 607.

597. Have you ever purchased a home (including a condominium or mobile home)?

[VAR: EVBUYHME]

RESPONSE	PUNCH	YEAR										COL. 2346
		1972-82	1982B	1983-87	1987B	1988-91	1993	1994	1996	1998	2000	ALL
Yes (GO TO Q.598)	1	0	0	0	0	0	0	0	453	0	0	453
No (GO TO Q.607)	2	0	0	0	0	0	0	0	255	0	0	255
Don't know	8	0	0	0	0	0	0	0	0	0	0	0
No answer	9	0	0	0	0	0	0	0	0	0	0	0
Not applicable (Form 1) . .	BK	13,626	354	7,542	353	5,907	1,606	2,992	2,196	2,832	2,817	40,225

598. Tell me about the most recent home you have purchased. When did you buy this home?

[VAR: HOMEYEAR]

RESPONSE	PUNCH	YEAR										COL. 2347-2348
		1972-82	1982B	1983-87	1987B	1988-91	1993	1994	1996	1998	2000	ALL
1901-1939	01-39	0	0	0	0	0	0	0	0	0	0	0
1940-1949	40-49	0	0	0	0	0	0	0	9	0	0	9
1950-1959	50-59	0	0	0	0	0	0	0	14	0	0	14
1960-1969	60-69	0	0	0	0	0	0	0	30	0	0	30
1970-1979	70-79	0	0	0	0	0	0	0	64	0	0	64
1980-1989	80-89	0	0	0	0	0	0	0	134	0	0	134
1990-1996	90-96	0	0	0	0	0	0	0	200	0	0	200
Don't know	98	0	0	0	0	0	0	0	0	0	0	0
No answer	99	0	0	0	0	0	0	0	2	0	0	2
Not applicable (Form 1 or Punch 2 in Col. 2346) . .	BK	13,626	354	7,542	353	5,907	1,606	2,992	2,451	2,832	2,817	40,480

599. How did you learn about the availability of the home you purchased?

HAND
CARD DB

[VAR: LEARNHME]

RESPONSE	PUNCH	YEAR										COL. 2349
		1972-82	1982B	1983-87	1987B	1988-91	1993	1994	1996	1998	2000	ALL
From a relative (including in-laws)	1	0	0	0	0	0	0	0	49	0	0	49
A friend or acquaintance	2	0	0	0	0	0	0	0	63	0	0	63
A friend of a friend or relative, or a relative of a friend	3	0	0	0	0	0	0	0	13	0	0	13
From an advertisement or sign	4	0	0	0	0	0	0	0	116	0	0	116
From a real estate agent	5	0	0	0	0	0	0	0	146	0	0	146
I built it myself	6	0	0	0	0	0	0	0	57	0	0	57
Don't know	8	0	0	0	0	0	0	0	0	0	0	0
No answer	9	0	0	0	0	0	0	0	9	0	0	9
Not applicable (Form 1 or Punch 2 in Col. 2346)	BK	13,626	354	7,542	353	5,907	1,606	2,992	2,451	2,832	2,817	40,480

REMARKS: Hand card DB contained responses 1-6.

600. Was the home new or previously owned?

[VAR: NEWOWNED]

RESPONSE	PUNCH	YEAR										COL. 2350
		1972-82	1982B	1983-87	1987B	1988-91	1993	1994	1996	1998	2000	ALL
New (GO TO Q.602)	1	0	0	0	0	0	0	0	134	0	0	134
Previously owned (GO TO Q.601)	2	0	0	0	0	0	0	0	318	0	0	318
Don't know	8	0	0	0	0	0	0	0	0	0	0	0
No answer	9	0	0	0	0	0	0	0	1	0	0	1
Not applicable (Form 1 or Punch 2 in Col. 2346)	BK	13,626	354	7,542	353	5,907	1,606	2,992	2,451	2,832	2,817	40,480

601. Which of the following best describes your relationship to the previous owner of the home you purchased?

HAND
CARD DC

[VAR: RELHOME]

RESPONSE	PUNCH	YEAR										COL. 2351
		1972-82	1982B	1983-87	1987B	1988-91	1993	1994	1996	1998	2000	ALL
A relative (including in-laws)	1	0	0	0	0	0	0	0	22	0	0	22
A friend or acquaintance	2	0	0	0	0	0	0	0	31	0	0	31
A friend of a friend or relative, or a relative of a friend	3	0	0	0	0	0	0	0	12	0	0	12
Not a friend, but someone with whom I had previous business dealings	4	0	0	0	0	0	0	0	9	0	0	9
No prior relationship	5	0	0	0	0	0	0	0	244	0	0	244
Don't know	8	0	0	0	0	0	0	0	0	0	0	0
No answer	9	0	0	0	0	0	0	0	2	0	0	2
Not applicable (Form 1 or Punch 2 in Col. 2346 or Punch 1 in Col. 2350)	BK	13,626	354	7,542	353	5,907	1,606	2,992	2,584	2,832	2,817	40,613

REMARKS: Hand card DC contained responses 1-5.

602. Which of the following best describes your purchase? READ CATEGORIES BELOW.

[VAR: WHOSOLD]

RESPONSE	PUNCH	YEAR										COL. 2352
		1972-82	1982B	1983-87	1987B	1988-91	1993	1994	1996	1998	2000	ALL
Purchased directly from builder, no agent (GO TO Q.605) . . . 1		0	0	0	0	0	0	0	61	0	0	61
Purchased directly from previous owner, no agent (GO TO Q.605) 2		0	0	0	0	0	0	0	102	0	0	102
Purchased through a real estate agent (GO TO Q. 590A) . . . 3		0	0	0	0	0	0	0	218	0	0	218
Other (GO TO Q. 592) 4		0	0	0	0	0	0	0	72	0	0	72
Don't know 8		0	0	0	0	0	0	0	0	0	0	0
No answer 9		0	0	0	0	0	0	0	0	0	0	0
Not applicable (Form 1 or Punch 2 in Col. 2346) BK		13,626	354	7,542	353	5,907	1,606	2,992	2,451	2,832	2,817	40,480

603. What made you choose the realtor with whom you worked? (Choose all that apply.)

HAND
CARD DD

A. My own previous knowledge of the realtor/agency.

[VAR: REALTORA]

RESPONSE	PUNCH	YEAR										COL. 2353
		1972-82	1982B	1983-87	1987B	1988-91	1993	1994	1996	1998	2000	ALL
Yes 1		0	0	0	0	0	0	0	51	0	0	51
No 2		0	0	0	0	0	0	0	114	0	0	114
Don't know 8		0	0	0	0	0	0	0	2	0	0	2
No answer 9		0	0	0	0	0	0	0	51	0	0	51
Not applicable (Form 1 or Punch 2 in Col. 2346 or Punches 1-2, 4 in Col. 2352) BK		13,626	354	7,542	353	5,907	1,606	2,992	2,686	2,832	2,817	40,715

B. A friend or relative recommended them.

[VAR: REALTORB]

RESPONSE	PUNCH	YEAR										COL. 2354
		1972-82	1982B	1983-87	1987B	1988-91	1993	1994	1996	1998	2000	ALL
Yes 1		0	0	0	0	0	0	0	68	0	0	68
No 2		0	0	0	0	0	0	0	114	0	0	114
Don't know 8		0	0	0	0	0	0	0	2	0	0	2
No answer 9		0	0	0	0	0	0	0	34	0	0	34
Not applicable (Form 1 or Punch 2 in Col. 2346 or Punches 1-2, 4 in Col. 2352) BK		13,626	354	7,542	353	5,907	1,606	2,992	2,686	2,832	2,817	40,715

C. An acquaintance recommended them.

[VAR: REALTORC]

RESPONSE	PUNCH	YEAR										COL. 2355
		1972-82	1982B	1983-87	1987B	1988-91	1993	1994	1996	1998	2000	ALL
Yes	1	0	0	0	0	0	0	0	12	0	0	12
No	2	0	0	0	0	0	0	0	150	0	0	150
Don't know	8	0	0	0	0	0	0	0	2	0	0	2
No answer	9	0	0	0	0	0	0	0	54	0	0	54
Not applicable (Form 1 or Punch 2 in Col. 2346 or Punches 1-2, 4 in Col. 2352)												
	BK	13,626	354	7,542	353	5,907	1,606	2,992	2,686	2,832	2,817	40,715

D. General reputation in the community.

[VAR: REALTORD]

RESPONSE	PUNCH	YEAR										COL. 2356
		1972-82	1982B	1983-87	1987B	1988-91	1993	1994	1996	1998	2000	ALL
Yes	1	0	0	0	0	0	0	0	24	0	0	24
No	2	0	0	0	0	0	0	0	138	0	0	138
Don't know	8	0	0	0	0	0	0	0	2	0	0	2
No answer	9	0	0	0	0	0	0	0	54	0	0	54
Not applicable (Form 1 or Punch 2 in Col. 2346 or Punches 1-2, 4 in Col. 2352)												
	BK	13,626	354	7,542	353	5,907	1,606	2,992	2,686	2,832	2,817	40,715

E. I saw their advertisement.

[VAR: REALTORE]

RESPONSE	PUNCH	YEAR										COL. 2357
		1972-82	1982B	1983-87	1987B	1988-91	1993	1994	1996	1998	2000	ALL
Yes	1	0	0	0	0	0	0	0	72	0	0	72
No	2	0	0	0	0	0	0	0	106	0	0	106
Don't know	8	0	0	0	0	0	0	0	2	0	0	2
No answer	9	0	0	0	0	0	0	0	38	0	0	38
Not applicable (Form 1 or Punch 2 in Col. 2346 or Punches 1-2, 4 in Col. 2352)												
	BK	13,626	354	7,542	353	5,907	1,606	2,992	2,686	2,832	2,817	40,715

F. Convenience.

[VAR: REALTORF]

RESPONSE	PUNCH	YEAR										COL. 2358
		1972-82	1982B	1983-87	1987B	1988-91	1993	1994	1996	1998	2000	ALL
Yes	1	0	0	0	0	0	0	0	53	0	0	53
No	2	0	0	0	0	0	0	0	112	0	0	112
Don't know	8	0	0	0	0	0	0	0	2	0	0	2
No answer	9	0	0	0	0	0	0	0	51	0	0	51
Not applicable (Form 1 or Punch 2 in Col. 2346 or Punches 1-2, 4 in Col. 2352) BK 13,626 354 7,542 353 5,907 1,606 2,992 2,686 2,832 2,817 40,715												

IF R CHOOSES MORE THAN ONE REASON:

What was the most important reason?

G. MOST IMPORTANT REASON FROM ABOVE

[VAR: REALTOR1]

RESPONSE	PUNCH	YEAR										COL. 2359
		1972-82	1982B	1983-87	1987B	1988-91	1993	1994	1996	1998	2000	ALL
A	1	0	0	0	0	0	0	0	17	0	0	17
B	2	0	0	0	0	0	0	0	7	0	0	7
C	3	0	0	0	0	0	0	0	1	0	0	1
D	4	0	0	0	0	0	0	0	5	0	0	5
E	5	0	0	0	0	0	0	0	5	0	0	5
F	6	0	0	0	0	0	0	0	5	0	0	5
Don't know	8	0	0	0	0	0	0	0	0	0	0	0
No answer	9	0	0	0	0	0	0	0	0	0	0	0
Not applicable (Form 1 or Punch 2 in Col. 2346 or Punches 1-2, 4 in Col. 2352 or not more than 1 reason mentioned) BK 13,626 354 7,542 353 5,907 1,606 2,992 2,864 2,832 2,817 40,893												

REMARKS: Hand card DD contained question probes A-F.

604. Which of the following best describes your relationship to the real estate agent with whom you worked in your purchase of the home or to the owner of the real estate agency? Please indicate what your closest relationship was.

HAND
CARD DE

[VAR: RELAGENT]

RESPONSE	PUNCH	YEAR										COL. 2360
		1972-82	1982B	1983-87	1987B	1988-91	1993	1994	1996	1998	2000	ALL
A relative (including in-laws) 1		0	0	0	0	0	0	0	10	0	0	10
A friend or acquaintance . . . 2		0	0	0	0	0	0	0	35	0	0	35
A friend of a friend or relative, or a relative of a friend . 3		0	0	0	0	0	0	0	15	0	0	15
Not a friend, but someone with whom I had previous business dealings 4		0	0	0	0	0	0	0	14	0	0	14
No prior relationship 5		0	0	0	0	0	0	0	144	0	0	144
Don't know 8		0	0	0	0	0	0	0	0	0	0	0
No answer 9		0	0	0	0	0	0	0	0	0	0	0
Not applicable (Form 1 or Punch 2 in Col. 2346 or Punches 1-2, 4 in Col. 2352) BK		13,626	354	7,542	353	5,907	1,606	2,992	2,686	2,832	2,817	40,715

605. Did the seller guarantee to pay for some or all unexpected repairs needed for some period after the sale (i.e., did the seller provide a formal or informal warranty)?

[VAR: WARRNTYH]

RESPONSE	PUNCH	YEAR										COL. 2361
		1972-82	1982B	1983-87	1987B	1988-91	1993	1994	1996	1998	2000	ALL
Yes -- informal assurance, but no written guarantee 1		0	0	0	0	0	0	0	39	0	0	39
Yes -- written guarantee . . . 2		0	0	0	0	0	0	0	109	0	0	109
No 3		0	0	0	0	0	0	0	272	0	0	272
Don't know 8		0	0	0	0	0	0	0	23	0	0	23
No answer 9		0	0	0	0	0	0	0	10	0	0	10
Not applicable (Form 1 or Punch 2 in Col. 2346) . . . BK		13,626	354	7,542	353	5,907	1,606	2,992	2,451	2,832	2,817	40,480

606. How satisfied are you with your purchase? READ CATEGORIES BELOW.

[VAR: SATHOME]

RESPONSE	PUNCH	YEAR										COL. 2362
		1972-82	1982B	1983-87	1987B	1988-91	1993	1994	1996	1998	2000	ALL
Not too satisfied 1		0	0	0	0	0	0	0	21	0	0	21
Pretty satisfied 2		0	0	0	0	0	0	0	208	0	0	208
Extremely satisfied 3		0	0	0	0	0	0	0	219	0	0	219
Don't know 8		0	0	0	0	0	0	0	1	0	0	1
No answer 9		0	0	0	0	0	0	0	4	0	0	4
Not applicable (Form 1 or Punch 2 in Col. 2346) . . . BK		13,626	354	7,542	353	5,907	1,606	2,992	2,451	2,832	2,817	40,480

REMARKS: See Appendix N.

607. Have you hired a lawyer for any legal work in the past ten years?

[VAR: LAWYER]

RESPONSE	PUNCH	YEAR										COL. 2363
		1972-82	1982B	1983-87	1987B	1988-91	1993	1994	1996	1998	2000	ALL
Yes (GO TO Q. 608A)	1	0	0	0	0	0	0	0	650	0	0	650
No (GO TO Q. 611)	2	0	0	0	0	0	0	0	794	0	0	794
Don't know	8	0	0	0	0	0	0	0	0	0	0	0
No answer	9	0	0	0	0	0	0	0	0	0	0	0
Not applicable	BK	13,626	354	7,542	353	5,907	1,606	2,992	1,460	2,832	2,817	39,489

608. Think about the most recent time you hired a lawyer. What made you choose this law firm or attorney?
(Choose all that apply)

A. My own previous knowledge of the firm or attorney.

HAND
CARD DF

[VAR: LAWYERA]

RESPONSE	PUNCH	YEAR										COL. 2364
		1972-82	1982B	1983-87	1987B	1988-91	1993	1994	1996	1998	2000	ALL
Yes	1	0	0	0	0	0	0	0	197	0	0	197
No	2	0	0	0	0	0	0	0	342	0	0	342
Don't know	8	0	0	0	0	0	0	0	1	0	0	1
No answer	9	0	0	0	0	0	0	0	110	0	0	110
Not applicable (Punch 2 in Col. 2363)	BK	13,626	354	7,542	353	5,907	1,606	2,992	2,254	2,832	2,817	40,283

B. A friend or relative recommended them.

[VAR: LAWYERB]

RESPONSE	PUNCH	YEAR										COL. 2365
		1972-82	1982B	1983-87	1987B	1988-91	1993	1994	1996	1998	2000	ALL
Yes	1	0	0	0	0	0	0	0	279	0	0	279
No	2	0	0	0	0	0	0	0	270	0	0	270
Don't know	8	0	0	0	0	0	0	0	1	0	0	1
No answer	9	0	0	0	0	0	0	0	100	0	0	100
Not applicable (Punch 2 in Col. 2363)	BK	13,626	354	7,542	353	5,907	1,606	2,992	2,254	2,832	2,817	40,283

C. An acquaintance recommended them.

[VAR: LAWYERC]

RESPONSE	PUNCH	YEAR										COL. 2366
		1972-82	1982B	1983-87	1987B	1988-91	1993	1994	1996	1998	2000	ALL
Yes	1	0	0	0	0	0	0	0	112	0	0	112
No	2	0	0	0	0	0	0	0	404	0	0	404
Don't know	8	0	0	0	0	0	0	0	1	0	0	1
No answer	9	0	0	0	0	0	0	0	133	0	0	133
Not applicable (Punch 2 in Col. 2363)	BK	13,626	354	7,542	353	5,907	1,606	2,992	2,254	2,832	2,817	40,283

D. General reputation in the community.

[VAR: LAWYERD]

RESPONSE	PUNCH	YEAR										COL. 2367
		1972-82	1982B	1983-87	1987B	1988-91	1993	1994	1996	1998	2000	ALL
Yes	1	0	0	0	0	0	0	0	132	0	0	132
No	2	0	0	0	0	0	0	0	391	0	0	391
Don't know	8	0	0	0	0	0	0	0	0	0	0	0
No answer	9	0	0	0	0	0	0	0	127	0	0	127
Not applicable (Punch 2 in Col. 2363)	BK	13,626	354	7,542	353	5,907	1,606	2,992	2,254	2,832	2,817	40,283

E. I saw their advertisement.

[VAR: LAWYERE]

RESPONSE	PUNCH	YEAR										COL. 2368
		1972-82	1982B	1983-87	1987B	1988-91	1993	1994	1996	1998	2000	ALL
Yes	1	0	0	0	0	0	0	0	72	0	0	72
No	2	0	0	0	0	0	0	0	433	0	0	433
Don't know	8	0	0	0	0	0	0	0	1	0	0	1
No answer	9	0	0	0	0	0	0	0	144	0	0	144
Not applicable (Punch 2 in Col. 2363)	BK	13,626	354	7,542	353	5,907	1,606	2,992	2,254	2,832	2,817	40,283

F. I searched for the best price.

[VAR: LAWYERF]

RESPONSE	PUNCH	YEAR										COL. 2369
		1972-82	1982B	1983-87	1987B	1988-91	1993	1994	1996	1998	2000	ALL
Yes	1	0	0	0	0	0	0	0	45	0	0	45
No	2	0	0	0	0	0	0	0	453	0	0	453
Don't know	8	0	0	0	0	0	0	0	1	0	0	1
No answer	9	0	0	0	0	0	0	0	151	0	0	151
Not applicable (Punch 2 in Col. 2363)	BK	13,626	354	7,542	353	5,907	1,606	2,992	2,254	2,832	2,817	40,283

G. Convenience

[VAR: LAWYERG]

RESPONSE	PUNCH	YEAR										COL. 2370
		1972-82	1982B	1983-87	1987B	1988-91	1993	1994	1996	1998	2000	ALL
Yes	1	0	0	0	0	0	0	0	36	0	0	36
No	2	0	0	0	0	0	0	0	137	0	0	137
Don't know	8	0	0	0	0	0	0	0	0	0	0	0
No answer	9	0	0	0	0	0	0	0	47	0	0	47
Not applicable (Punch 2 in Col. 2363)	BK	13,626	354	7,542	353	5,907	1,606	2,992	2,684	2,832	2,817	40,713

IF R CHOOSES MORE THAN ONE REASON:

What was the most important reason?

H. MOST IMPORTANT REASON FROM ABOVE.

[VAR: LAWYER1]

RESPONSE	PUNCH	YEAR										COL. 2371
		1972-82	1982B	1983-87	1987B	1988-91	1993	1994	1996	1998	2000	ALL
A	1	0	0	0	0	0	0	0	40	0	0	40
B	2	0	0	0	0	0	0	0	51	0	0	51
C	3	0	0	0	0	0	0	0	17	0	0	17
D	4	0	0	0	0	0	0	0	33	0	0	33
E	5	0	0	0	0	0	0	0	4	0	0	4
F	6	0	0	0	0	0	0	0	10	0	0	10
G	7	0	0	0	0	0	0	0	3	0	0	3
Don't know	8	0	0	0	0	0	0	0	1	0	0	1
No answer	9	0	0	0	0	0	0	0	9	0	0	9
Not applicable (Punch 2 in Col. 2363 or not more than 1 reason mentioned) . . . BK 13,626 354 7,542 353 5,907 1,606 2,992 2,254 2,832 2,817 40,765												

REMARKS: Hand card DF contained question probes A-F. See Appendix N.

609. What was your relationship to the attorney who provided the services, or to another attorney in the firm? Please indicate what your closest relationship was.

HAND
CARD DG

[VAR: RELAW]

RESPONSE	PUNCH	YEAR										COL. 2372
		1972-82	1982B	1983-87	1987B	1988-91	1993	1994	1996	1998	2000	ALL
A relative (including in-laws) 1	1	0	0	0	0	0	0	0	9	0	0	9
A friend or acquaintance . . . 2	2	0	0	0	0	0	0	0	111	0	0	111
A friend of a friend or relative, or a relative of a friend . . . 3	3	0	0	0	0	0	0	0	43	0	0	43
Not a friend, but someone with whom I had previous business dealings 4	4	0	0	0	0	0	0	0	87	0	0	87
No prior relationship to anyone in the law firm 5	5	0	0	0	0	0	0	0	395	0	0	395
Don't know 8	8	0	0	0	0	0	0	0	0	0	0	0
No answer 9	9	0	0	0	0	0	0	0	5	0	0	5
Not applicable (Punch 2 in Col. 2363) BK 13,626 354 7,542 353 5,907 1,606 2,992 2,254 2,832 2,817 40,283												

REMARKS: Hand Card DG contained responses 1-5.

610. How satisfied were you with the legal services you received?

[VAR: SATLAWYR]

RESPONSE	PUNCH	YEAR										COL. 2373
		1972-82	1982B	1983-87	1987B	1988-91	1993	1994	1996	1998	2000	ALL
Not too satisfied 1	1	0	0	0	0	0	0	0	102	0	0	102
Pretty satisfied 2	2	0	0	0	0	0	0	0	277	0	0	277
Extremely satisfied 3	3	0	0	0	0	0	0	0	264	0	0	264
Don't know 8	8	0	0	0	0	0	0	0	2	0	0	2
No answer 9	9	0	0	0	0	0	0	0	5	0	0	5
Not applicable (Punch 2 in Col. 2363) BK 13,626 354 7,542 353 5,907 1,606 2,992 2,254 2,832 2,817 40,283												

611. Have you purchased home maintenance services (painting, roofing, plumbing, or something similar) in the past 10 years?

[VAR: FIXHOME]

RESPONSE	PUNCH	YEAR										COL. 2374
		1972-82	1982B	1983-87	1987B	1988-91	1993	1994	1996	1998	2000	ALL
Yes (GO TO Q.612A)	1	0	0	0	0	0	0	0	551	0	0	551
No (GO TO INSTRUCTIONS BEFORE Q.615)	2	0	0	0	0	0	0	0	893	0	0	893
Don't know	8	0	0	0	0	0	0	0	0	0	0	0
No answer	9	0	0	0	0	0	0	0	0	0	0	0
Not applicable	BK	13,626	354	7,542	353	5,907	1,606	2,992	1,460	2,832	2,817	39,489

612. Think about the most recent time you've paid for home maintenance service -- e.g. a roofer, a painter, a plumber or something like that. What made you choose the person or business that did the work? (Choose all that apply.)

HAND
CARD DH

A. My own previous knowledge of the firm or workers.

[VAR: FIXERA]

RESPONSE	PUNCH	YEAR										COL. 2375
		1972-82	1982B	1983-87	1987B	1988-91	1993	1994	1996	1998	2000	ALL
Yes	1	0	0	0	0	0	0	0	169	0	0	169
No	2	0	0	0	0	0	0	0	270	0	0	270
Don't know	8	0	0	0	0	0	0	0	1	0	0	1
No answer	9	0	0	0	0	0	0	0	111	0	0	111
Not applicable (Punch 2 in Col. 2374)	BK	13,626	354	7,542	353	5,907	1,606	2,992	2,353	2,832	2,817	40,382

B. A friend or relative recommended them.

[VAR: FIXERB]

RESPONSE	PUNCH	YEAR										COL. 2376
		1972-82	1982B	1983-87	1987B	1988-91	1993	1994	1996	1998	2000	ALL
Yes	1	0	0	0	0	0	0	0	203	0	0	203
No	2	0	0	0	0	0	0	0	250	0	0	250
Don't know	8	0	0	0	0	0	0	0	1	0	0	1
No answer	9	0	0	0	0	0	0	0	97	0	0	97
Not applicable (Punch 2 in Col. 2374)	BK	13,626	354	7,542	353	5,907	1,606	2,992	2,353	2,832	2,817	40,382

C. An acquaintance recommended them.

[VAR: FIXERC]

RESPONSE	PUNCH	YEAR										COL. 2377
		1972-82	1982B	1983-87	1987B	1988-91	1993	1994	1996	1998	2000	ALL
Yes	1	0	0	0	0	0	0	0	71	0	0	71
No	2	0	0	0	0	0	0	0	334	0	0	334
Don't know	8	0	0	0	0	0	0	0	1	0	0	1
No answer	9	0	0	0	0	0	0	0	145	0	0	145
Not applicable (Punch 2 in Col. 2374)	BK	13,626	354	7,542	353	5,907	1,606	2,992	2,353	2,832	2,817	40,382

D. General reputation in the community.

[VAR: FIXERD]

RESPONSE	PUNCH	YEAR										COL. 2378
		1972-82	1982B	1983-87	1987B	1988-91	1993	1994	1996	1998	2000	ALL
Yes	1	0	0	0	0	0	0	0	123	0	0	123
No	2	0	0	0	0	0	0	0	292	0	0	292
Don't know	8	0	0	0	0	0	0	0	1	0	0	1
No answer	9	0	0	0	0	0	0	0	135	0	0	135
Not applicable (Punch 2 in Col. 2374)	BK	13,626	354	7,542	353	5,907	1,606	2,992	2,353	2,832	2,817	40,382

E. I saw their advertisement.

[VAR: FIXERE]

RESPONSE	PUNCH	YEAR										COL. 2379
		1972-82	1982B	1983-87	1987B	1988-91	1993	1994	1996	1998	2000	ALL
Yes	1	0	0	0	0	0	0	0	112	0	0	112
No	2	0	0	0	0	0	0	0	306	0	0	306
Don't know	8	0	0	0	0	0	0	0	1	0	0	1
No answer	9	0	0	0	0	0	0	0	132	0	0	132
Not applicable (Punch 2 in Col. 2374)	BK	13,626	354	7,542	353	5,907	1,606	2,992	2,353	2,832	2,817	40,382

F. I searched for the best price.

[VAR: FIXERF]

RESPONSE	PUNCH	YEAR										COL. 2380
		1972-82	1982B	1983-87	1987B	1988-91	1993	1994	1996	1998	2000	ALL
Yes	1	0	0	0	0	0	0	0	126	0	0	126
No	2	0	0	0	0	0	0	0	297	0	0	297
Don't know	8	0	0	0	0	0	0	0	1	0	0	1
No answer	9	0	0	0	0	0	0	0	127	0	0	127
Not applicable (Punch 2 in Col. 2374)	BK	13,626	354	7,542	353	5,907	1,606	2,992	2,353	2,832	2,817	40,382

IF R CHOOSES MORE THAN ONE REASON: What was the most important reason?

G. MOST IMPORTANT REASON FROM ABOVE

[VAR: FIXER1]

RESPONSE	PUNCH	YEAR										COL. 2381
		1972-82	1982B	1983-87	1987B	1988-91	1993	1994	1996	1998	2000	ALL
A	1	0	0	0	0	0	0	0	44	0	0	44
B	2	0	0	0	0	0	0	0	27	0	0	27
C	3	0	0	0	0	0	0	0	10	0	0	10
D	4	0	0	0	0	0	0	0	31	0	0	31
E	5	0	0	0	0	0	0	0	6	0	0	6
F	6	0	0	0	0	0	0	0	53	0	0	53
Don't know	8	0	0	0	0	0	0	0	2	0	0	2
No answer	9	0	0	0	0	0	0	0	10	0	0	10
Not applicable (Punch 2 in Col. 2374 and not more than 1 reason chosen)	BK	13,626	354	7,542	353	5,907	1,606	2,992	2,721	2,832	2,817	40,750

REMARKS: Hand Card DH contained question probes A-F.

613. What was your relationship to the person who did the work, or to his or her boss (whichever relationship is closer)?

HAND
CARD DI

[VAR: RELFIXER]

RESPONSE	PUNCH	YEAR										COL. 2382
		1972-82	1982B	1983-87	1987B	1988-91	1993	1994	1996	1998	2000	ALL
A relative (including in-laws) 1		0	0	0	0	0	0	0	18	0	0	18
A friend or acquaintance . . . 2		0	0	0	0	0	0	0	92	0	0	92
A friend of a friend or relative, or a relative of a friend . 3		0	0	0	0	0	0	0	39	0	0	39
Not a friend, but someone with whom I had previous business dealings 4		0	0	0	0	0	0	0	65	0	0	65
No prior relationship to anyone in the firm 5		0	0	0	0	0	0	0	333	0	0	333
Don't know 8		0	0	0	0	0	0	0	0	0	0	0
No answer 9		0	0	0	0	0	0	0	4	0	0	4
Not applicable (Punch 2 in Col. 2374) BK		13,626	354	7,542	353	5,907	1,606	2,992	2,353	2,832	2,817	40,382

REMARKS: Hand Card DI contained responses 1-5.

614. How satisfied were you with the work that was done for you?

[VAR: SAT FIXES]

RESPONSE	PUNCH	YEAR										COL. 2383
		1972-82	1982B	1983-87	1987B	1988-91	1993	1994	1996	1998	2000	ALL
Not too satisfied 1		0	0	0	0	0	0	0	60	0	0	60
Pretty satisfied 2		0	0	0	0	0	0	0	322	0	0	322
Extremely satisfied 3		0	0	0	0	0	0	0	166	0	0	166
Don't know 8		0	0	0	0	0	0	0	0	0	0	0
No answer 9		0	0	0	0	0	0	0	3	0	0	3
Not applicable (Punch 2 in Col. 2374) BK		13,626	354	7,542	353	5,907	1,606	2,992	2,353	2,832	2,817	40,382

IF FORM "X", ASK Q. 616, IF FORM "Y", ASK Q. 619.

615. Have you borrowed \$100 or more from another person (not a bank, business, or other organization) at any time during the past 12 months?

[VAR: BORROWED]

RESPONSE	PUNCH	YEAR										COL. 2384
		1972-82	1982B	1983-87	1987B	1988-91	1993	1994	1996	1998	2000	ALL
Yes (GO TO Q.616) 1		0	0	0	0	0	0	0	154	0	0	154
No (GO TO Q.617) 2		0	0	0	0	0	0	0	578	0	0	578
Don't know 8		0	0	0	0	0	0	0	0	0	0	0
No answer 9		0	0	0	0	0	0	0	4	0	0	4
Not applicable (Form 2) BK		13,626	354	7,542	353	5,907	1,606	2,992	2,168	2,832	2,817	40,197

616. Think of the most recent loan of this type. From whom did you borrow this money?

[VAR: WHOLOAND]

RESPONSE	PUNCH	YEAR										COL. 2385
		1972-82	1982B	1983-87	1987B	1988-91	1993	1994	1996	1998	2000	ALL
Parents or grandparents	1	0	0	0	0	0	0	0	68	0	0	68
Children	2	0	0	0	0	0	0	0	4	0	0	4
Other relatives	3	0	0	0	0	0	0	0	37	0	0	37
Friend	4	0	0	0	0	0	0	0	35	0	0	35
Co-worker or business associate	5	0	0	0	0	0	0	0	5	0	0	5
Other (SPECIFY)	6	0	0	0	0	0	0	0	5	0	0	5
Don't know	8	0	0	0	0	0	0	0	0	0	0	0
No answer	9	0	0	0	0	0	0	0	4	0	0	4
Not applicable (Form 2 or Punch 2 in Col. 2384)	BK	13,626	354	7,542	353	5,907	1,606	2,992	2,746	2,832	2,817	40,775

617. I'd like you to imagine that you want to sell each of the following items. Would you rather sell these items to someone with whom you have had some family or social relationship, or to a buyer with whom you had no prior personal contact? Please tell me the number that best represents your feeling with respect to each of the sales listed.

HAND
CARD DJ

Strong Preference no contact	Don't Care	Strong Preference contact	DON'T KNOW
1 2	3	4 5	8

A. Bedroom furniture.

[VAR: SELLBED]

RESPONSE	PUNCH	YEAR										COL. 2386
		1972-82	1982B	1983-87	1987B	1988-91	1993	1994	1996	1998	2000	ALL
Strong preference - no contact 1		0	0	0	0	0	0	0	120	0	0	120
. 2		0	0	0	0	0	0	0	25	0	0	25
Don't care 3		0	0	0	0	0	0	0	451	0	0	451
. 4		0	0	0	0	0	0	0	36	0	0	36
Strong preference - contact . 5		0	0	0	0	0	0	0	86	0	0	86
Don't know 8		0	0	0	0	0	0	0	10	0	0	10
No answer 9		0	0	0	0	0	0	0	8	0	0	8
Not applicable (Form 2)	BK	13,626	354	7,542	353	5,907	1,606	2,992	2,168	2,832	2,817	40,197

B. An automobile.

[VAR: SELLAUTO]

RESPONSE	PUNCH	YEAR										COL. 2387
		1972-82	1982B	1983-87	1987B	1988-91	1993	1994	1996	1998	2000	ALL
Strong preference - no contact 1		0	0	0	0	0	0	0	189	0	0	189
. 2		0	0	0	0	0	0	0	34	0	0	34
Don't care 3		0	0	0	0	0	0	0	363	0	0	363
. 4		0	0	0	0	0	0	0	50	0	0	50
Strong preference - contact . 5		0	0	0	0	0	0	0	84	0	0	84
Don't know 8		0	0	0	0	0	0	0	11	0	0	11
No answer 9		0	0	0	0	0	0	0	5	0	0	5
Not applicable (Form 2)	BK	13,626	354	7,542	353	5,907	1,606	2,992	2,168	2,832	2,817	40,197

C. A house or condominium.

[VAR: SELLHOME]

RESPONSE	PUNCH	YEAR										COL. 2388
		1972-82	1982B	1983-87	1987B	1988-91	1993	1994	1996	1998	2000	ALL
Strong preference - no contact	1	0	0	0	0	0	0	0	152	0	0	152
.	2	0	0	0	0	0	0	0	32	0	0	32
Don't care	3	0	0	0	0	0	0	0	395	0	0	395
.	4	0	0	0	0	0	0	0	39	0	0	39
Strong preference - contact	5	0	0	0	0	0	0	0	99	0	0	99
Don't know	8	0	0	0	0	0	0	0	14	0	0	14
No answer	9	0	0	0	0	0	0	0	5	0	0	5
Not applicable (Form 2) . . .	BK	13,626	354	7,542	353	5,907	1,606	2,992	2,168	2,832	2,817	40,197

REMARKS: Hand Card DJ contained responses 1-5 and question prompts A-C.

Imagine that you have a used car in average condition for an automobile of its age and model. To your knowledge the car is in basically sound condition; there has been a history of transmission problems, but the transmission is working well now.

618. Now imagine that someone you didn't know comes to see the car and wants to buy it. How likely would you be to mention the car's history of transmission problems (if this person did not ask)?

[VAR: TRANSOTH]

RESPONSE	PUNCH	YEAR										COL. 2389
		1972-82	1982B	1983-87	1987B	1988-91	1993	1994	1996	1998	2000	ALL
Definitely would not mention it	1	0	0	0	0	0	0	0	75	0	0	75
Probably would not	2	0	0	0	0	0	0	0	120	0	0	120
Probably would	3	0	0	0	0	0	0	0	242	0	0	242
Definitely would mention it	4	0	0	0	0	0	0	0	280	0	0	280
Don't know	8	0	0	0	0	0	0	0	14	0	0	14
No answer	9	0	0	0	0	0	0	0	5	0	0	5
Not applicable (Form 2) . . .	BK	13,626	354	7,542	353	5,907	1,606	2,992	2,168	2,832	2,817	40,197

IF FORM "Y", ASK Q.619. IF FORM "X", ASK Q.623.

619. Have you loaned \$100 or more to another person at any time during the past 12 months?

[VAR: LOANED]

RESPONSE	PUNCH	YEAR										COL. 2390
		1972-82	1982B	1983-87	1987B	1988-91	1993	1994	1996	1998	2000	ALL
Yes (GO TO Q.620)	1	0	0	0	0	0	0	0	284	0	0	284
No (GO TO Q.621)	2	0	0	0	0	0	0	0	424	0	0	424
Don't know	8	0	0	0	0	0	0	0	0	0	0	0
No answer	9	0	0	0	0	0	0	0	0	0	0	0
Not applicable (Form 1) . . .	BK	13,626	354	7,542	353	5,907	1,606	2,992	2,196	2,832	2,817	40,225

620. Think of the most recent loan of this type. To whom did you lend this money?

[VAR: LOANEDTO]

RESPONSE	PUNCH	YEAR										COL. 2391
		1972-82	1982B	1983-87	1987B	1988-91	1993	1994	1996	1998	2000	ALL
Parents or grandparents	1	0	0	0	0	0	0	0	15	0	0	15
Children	2	0	0	0	0	0	0	0	66	0	0	66
Other relative	3	0	0	0	0	0	0	0	68	0	0	68
Friend	4	0	0	0	0	0	0	0	103	0	0	103
Co-worker or business associate		5	0	0	0	0	0	0	0	0	0	26
Other (SPECIFY)	6	0	0	0	0	0	0	0	6	0	0	6
Don't know	8	0	0	0	0	0	0	0	0	0	0	0
No answer	9	0	0	0	0	0	0	0	0	0	0	0
Not applicable (Form 1 or Punch 2 in Col. 2390)	BK	13,626	354	7,542	353	5,907	1,606	2,992	2,620	2,832	2,817	40,649

621. I'd like you to imagine that you want to buy each of the following items or services. Would you rather buy them from a business or service provider with whom you had some family or social relationship, or from a seller or provider with whom you had no prior personal contact. Please tell me the number that best represents your feeling with respect to each of the purchases listed.

HAND
CARD DK

Strong Preference no contact	Don't Care	Strong Preference contact	DON'T KNOW
1	2	3	4
5	6	7	8

A. Bedroom furniture

[VAR: BUYBED]

RESPONSE	PUNCH	YEAR										COL. 2392
		1972-82	1982B	1983-87	1987B	1988-91	1993	1994	1996	1998	2000	ALL
Strong preference - no contact	1	0	0	0	0	0	0	0	108	0	0	108
.	2	0	0	0	0	0	0	0	25	0	0	25
Don't care	3	0	0	0	0	0	0	0	370	0	0	370
.	4	0	0	0	0	0	0	0	66	0	0	66
Strong preference - contact	5	0	0	0	0	0	0	0	125	0	0	125
Don't know	8	0	0	0	0	0	0	0	5	0	0	5
No answer	9	0	0	0	0	0	0	0	9	0	0	9
Not applicable (Form 1)	BK	13,626	354	7,542	353	5,907	1,606	2,992	2,196	2,832	2,817	40,225

B. An automobile

[VAR: BUYAUTO]

RESPONSE	PUNCH	YEAR										COL. 2393
		1972-82	1982B	1983-87	1987B	1988-91	1993	1994	1996	1998	2000	ALL
Strong preference - no contact	1	0	0	0	0	0	0	0	115	0	0	115
.	2	0	0	0	0	0	0	0	28	0	0	28
Don't care	3	0	0	0	0	0	0	0	206	0	0	206
.	4	0	0	0	0	0	0	0	110	0	0	110
Strong preference - contact	5	0	0	0	0	0	0	0	235	0	0	235
Don't know	8	0	0	0	0	0	0	0	10	0	0	10
No answer	9	0	0	0	0	0	0	0	4	0	0	4
Not applicable (Form 1)	BK	13,626	354	7,542	353	5,907	1,606	2,992	2,196	2,832	2,817	40,225

C. Legal services

[VAR: BUYLAW]

RESPONSE	PUNCH	YEAR										COL. 2394
		1972-82	1982B	1983-87	1987B	1988-91	1993	1994	1996	1998	2000	ALL
Strong preference - no contact	1	0	0	0	0	0	0	0	87	0	0	87
.....	2	0	0	0	0	0	0	0	25	0	0	25
Don't care	3	0	0	0	0	0	0	0	159	0	0	159
.....	4	0	0	0	0	0	0	0	136	0	0	136
Strong preference - contact	5	0	0	0	0	0	0	0	286	0	0	286
Don't know	8	0	0	0	0	0	0	0	12	0	0	12
No answer	9	0	0	0	0	0	0	0	3	0	0	3
Not applicable (Form 1)	BK	13,626	354	7,542	353	5,907	1,606	2,992	2,196	2,832	2,817	40,225

D. Home maintenance (e.g., carpentry, painting)

[VAR: BUYFIXES]

RESPONSE	PUNCH	YEAR										COL. 2395
		1972-82	1982B	1983-87	1987B	1988-91	1993	1994	1996	1998	2000	ALL
Strong preference - no contact	1	0	0	0	0	0	0	0	61	0	0	61
.....	2	0	0	0	0	0	0	0	23	0	0	23
Don't care	3	0	0	0	0	0	0	0	178	0	0	178
.....	4	0	0	0	0	0	0	0	158	0	0	158
Strong preference - contact	5	0	0	0	0	0	0	0	280	0	0	280
Don't know	8	0	0	0	0	0	0	0	7	0	0	7
No answer	9	0	0	0	0	0	0	0	1	0	0	1
Not applicable (Form 1)	BK	13,626	354	7,542	353	5,907	1,606	2,992	2,196	2,832	2,817	40,225

E. A house or condominium

[VAR: BUYHOME]

RESPONSE	PUNCH	YEAR										COL. 2396
		1972-82	1982B	1983-87	1987B	1988-91	1993	1994	1996	1998	2000	ALL
Strong preference - no contact	1	0	0	0	0	0	0	0	91	0	0	91
.....	2	0	0	0	0	0	0	0	29	0	0	29
Don't care	3	0	0	0	0	0	0	0	260	0	0	260
.....	4	0	0	0	0	0	0	0	111	0	0	111
Strong preference - contact	5	0	0	0	0	0	0	0	206	0	0	206
Don't know	8	0	0	0	0	0	0	0	9	0	0	9
No answer	9	0	0	0	0	0	0	0	2	0	0	2
Not applicable (Form 1)	BK	13,626	354	7,542	353	5,907	1,606	2,992	2,196	2,832	2,817	40,225

REMARKS: Hand Card DK contained question prompts A-E and responses 1-5.

Imagine that you have a used car in average condition for an automobile of its age and model. To your knowledge the car is in basically sound condition; there has been a history of transmission problems, but the transmission is working well now.

622. Now imagine that one of your relatives sees the car and wants to buy it. How likely would you be to mention the car's history of transmission problems (if this person did not ask)?

[VAR: TRANSREL]

RESPONSE	PUNCH	YEAR										COL. 2397
		1972-82	1982B	1983-87	1987B	1988-91	1993	1994	1996	1998	2000	ALL
Definitely would not mention it	1	0	0	0	0	0	0	0	71	0	0	71
Probably would not	2	0	0	0	0	0	0	0	27	0	0	27
Probably would	3	0	0	0	0	0	0	0	109	0	0	109
Definitely would mention it	4	0	0	0	0	0	0	0	492	0	0	492
Don't know	8	0	0	0	0	0	0	0	6	0	0	6
No answer	9	0	0	0	0	0	0	0	3	0	0	3
Not applicable (Form 1)	BK	13,626	354	7,542	353	5,907	1,606	2,992	2,196	2,832	2,817	40,225

How much do you agree with the following statements:

623. People usually get a better price for goods or services when they get them from friends than when they deal with strangers.

HAND
CARD DL

[VAR: FRNDDEAL]

RESPONSE	PUNCH	YEAR										COL. 2398
		1972-82	1982B	1983-87	1987B	1988-91	1993	1994	1996	1998	2000	ALL
Strongly agree	1	0	0	0	0	0	0	0	240	0	0	240
Agree	2	0	0	0	0	0	0	0	562	0	0	562
Neither agree nor disagree .	3	0	0	0	0	0	0	0	287	0	0	287
Disagree	4	0	0	0	0	0	0	0	260	0	0	260
Strongly disagree	5	0	0	0	0	0	0	0	66	0	0	66
Don't know	6	0	0	0	0	0	0	0	25	0	0	25
No answer	9	0	0	0	0	0	0	0	4	0	0	4
Not applicable	BK	13,626	354	7,542	353	5,907	1,606	2,992	1,460	2,832	2,817	39,489

REMARKS: Hand Card DL contained responses 1-5.

How much do you agree with the following statements:

624. When friends buy or sell something to friends, discussing price is usually awkward or puts somebody on the spot.

HAND
CARD DM

[VAR: FRNDAWK]

RESPONSE	PUNCH	YEAR										COL. 2399
		1972-82	1982B	1983-87	1987B	1988-91	1993	1994	1996	1998	2000	ALL
Strongly agree	1	0	0	0	0	0	0	0	269	0	0	269
Agree	2	0	0	0	0	0	0	0	766	0	0	766
Neither agree nor disagree .	3	0	0	0	0	0	0	0	165	0	0	165
Disagree	4	0	0	0	0	0	0	0	191	0	0	191
Strongly disagree	5	0	0	0	0	0	0	0	25	0	0	25
Don't know	8	0	0	0	0	0	0	0	22	0	0	22
No answer	9	0	0	0	0	0	0	0	6	0	0	6
Not applicable	BK	13,626	354	7,542	353	5,907	1,606	2,992	1,460	2,832	2,817	39,489

REMARKS: Hand Card DM contained responses 1-5.

625. Consider the following situation: A small factory produces tables and sells all that it can make at \$200 each. Because of changes in the price of materials, the cost of making each table has recently decreased by \$20. The factory does not lower its price for the tables. Is this acceptable or unfair?

[VAR: TABLPRCE]

RESPONSE	PUNCH	YEAR										COL. 2400
		1972-82	1982B	1983-87	1987B	1988-91	1993	1994	1996	1998	2000	ALL
Acceptable	1	0	0	0	0	0	0	0	737	0	0	737
Unfair	2	0	0	0	0	0	0	0	662	0	0	662
Don't know	8	0	0	0	0	0	0	0	40	0	0	40
No answer	9	0	0	0	0	0	0	0	5	0	0	5
Not applicable	BK	13,626	354	7,542	353	5,907	1,606	2,992	1,460	2,832	2,817	39,489

626. Recently, medical science has made it possible to save lives by transplanting body parts from donors to patients who need them. But for some body organs there are not enough to go around, and some patients die before they can obtain a transplant. When only one organ is available and several patients need it for survival, the organ could be assigned to a patient by one of the following procedures: (READ PROCEDURES ON SHOWCARD)

HAND
CARD DN

By auction: The organ is assigned to the patient who can pay the most for it

By first come, first served: the organ is assigned to the patient who has been waiting the longest.

By lottery: The organ is assigned to the patient whose name is drawn at random

By merit: The organ is assigned to the patient who can make the greatest contribution to others and society.

A. Which of these procedures should be used to assign the organ among the patients who need it for survival: auction, first come/first served, lottery, or merit? **(CODE ONE RESPONSE ONLY)**

[VAR: ORGANSB]

RESPONSE	PUNCH	YEAR										COL. 2401
		1972-82	1982B	1983-87	1987B	1988-91	1993	1994	1996	1998	2000	ALL
Auction	1	0	0	0	0	0	0	0	17	0	0	17
First come/first served . . .	2	0	0	0	0	0	0	0	1,151	0	0	1,151
Lottery	3	0	0	0	0	0	0	0	86	0	0	86
Merit	4	0	0	0	0	0	0	0	120	0	0	120
Don't know	8	0	0	0	0	0	0	0	55	0	0	55
No answer	9	0	0	0	0	0	0	0	15	0	0	15
Not applicable	BK	13,626	354	7,542	353	5,907	1,606	2,992	1,460	2,832	2,817	39,489

B. Which of these procedures would be the worst way to assign an organ? **(CODE ONE RESPONSE ONLY)**

[VAR: ORGANSW]

RESPONSE	PUNCH	YEAR										COL. 2402
		1972-82	1982B	1983-87	1987B	1988-91	1993	1994	1996	1998	2000	ALL
Auction	1	0	0	0	0	0	0	0	1,102	0	0	1,102
First come/first served . . .	2	0	0	0	0	0	0	0	16	0	0	16
Lottery	3	0	0	0	0	0	0	0	110	0	0	110
Merit	4	0	0	0	0	0	0	0	171	0	0	171
Don't know	8	0	0	0	0	0	0	0	37	0	0	37
No answer	9	0	0	0	0	0	0	0	8	0	0	8
Not applicable	BK	13,626	354	7,542	353	5,907	1,606	2,992	1,460	2,832	2,817	39,489

REMARKS: Hand Card DN contained responses 1-4.

627. A body organ that is much in need and that people may contribute are kidneys. Most people can live with only one kidney, though their chances of survival are better if they have two. Do you believe that people with two healthy kidneys should be permitted to sell a kidney to a hospital or organ center to use for transplants?

HAND
CARD DO

[VAR: SELLORGN]

RESPONSE	PUNCH	YEAR										COL. 2403
		1972-82	1982B	1983-87	1987B	1988-91	1993	1994	1996	1998	2000	ALL
Definitely not	1	0	0	0	0	0	0	0	444	0	0	444
Probably not	2	0	0	0	0	0	0	0	189	0	0	189
Perhaps	3	0	0	0	0	0	0	0	251	0	0	251
Probably	4	0	0	0	0	0	0	0	234	0	0	234
Definitely	5	0	0	0	0	0	0	0	263	0	0	263
Don't know	8	0	0	0	0	0	0	0	57	0	0	57
No answer	9	0	0	0	0	0	0	0	6	0	0	6
Not applicable	BK	13,626	354	7,542	353	5,907	1,606	2,992	1,460	2,832	2,817	39,489

REMARKS: Hand Card DO contained responses 1-5.

628. As you know, when a parent is unable to care for a baby, the parent often puts the baby up for adoption. For certain kinds of babies, the number of couples who want to adopt is much greater than the number of babies available for adoption. What do you think is the best way to match birth mothers with couples who want to adopt?

HAND
CARD DP

[VAR: ADOPTION]

RESPONSE	PUNCH	YEAR										COL. 2404
		1972-82	1982B	1983-87	1987B	1988-91	1993	1994	1996	1998	2000	ALL
A social service agency should select the best parents for each child	1	0	0	0	0	0	0	0	758	0	0	758
Adoptive parents who meet certain standards should bid for the right to adopt, and babies should go to the highest bidders	2	0	0	0	0	0	0	0	32	0	0	32
Rights to adopt should be distributed among suitable parents by lottery	3	0	0	0	0	0	0	0	104	0	0	104
Birth mothers should decide who should get their children	4	0	0	0	0	0	0	0	477	0	0	477
Don't know	8	0	0	0	0	0	0	0	67	0	0	67
No answer	9	0	0	0	0	0	0	0	6	0	0	6
Not applicable	BK	13,626	354	7,542	353	5,907	1,606	2,992	1,460	2,832	2,817	39,489

REMARKS: Hand Card DP contained responses 1-5.

629. Recently, some married couples who are unable to have children have paid women, called "surrogate mothers," to bear a child for them. When the child is born, the couple becomes its adoptive parents and the surrogate mother receives a fee. Do you think that this practice should be permitted or forbidden under the law?

[VAR: SELLBABY]

RESPONSE	PUNCH	YEAR									COL. 2405	
		1972-82	1982B	1983-87	1987B	1988-91	1993	1994	1996	1998	2000	ALL
Forbid it	1	0	0	0	0	0	0	0	465	0	0	465
Permit it	2	0	0	0	0	0	0	0	872	0	0	872
Don't know	8	0	0	0	0	0	0	0	104	0	0	104
No answer	9	0	0	0	0	0	0	0	3	0	0	3
Not applicable	BK	13,626	354	7,542	353	5,907	1,606	2,992	1,460	2,832	2,817	39,489

630. How much do you agree or disagree with the following statements:

HAND
CARD DQ

A. There is nothing inherently wrong with prostitution, so long as the health risks can be minimized. If consenting adults agree to exchange money for sex, that is their business

[VAR: SELLSEX]

RESPONSE	PUNCH	YEAR									COL. 2406	
		1972-82	1982B	1983-87	1987B	1988-91	1993	1994	1996	1998	2000	ALL
Agree strongly	1	0	0	0	0	0	0	0	222	0	0	366
Agree somewhat	2	0	0	0	0	0	0	0	342	0	0	291
Disagree somewhat	3	0	0	0	0	0	0	0	219	0	0	270
Disagree strongly	4	0	0	0	0	0	0	0	622	0	0	478
Don't know	8	0	0	0	0	0	0	0	35	0	0	35
No answer	9	0	0	0	0	0	0	0	4	0	0	4
Not applicable	BK	13,626	354	7,542	353	5,907	1,606	2,992	1,440	2,832	2,817	39,489

B. It is the responsibility of government to require businesses to provide consumers with the information they need to make informed choices.

[VAR: REQINFO]

RESPONSE	PUNCH	YEAR									COL. 2407	
		1972-82	1982B	1983-87	1987B	1988-91	1993	1994	1996	1998	2000	ALL
Agree strongly	1	0	0	0	0	0	0	0	719	0	0	522
Agree somewhat	2	0	0	0	0	0	0	0	415	0	0	330
Disagree somewhat	3	0	0	0	0	0	0	0	145	0	0	230
Disagree strongly	4	0	0	0	0	0	0	0	99	0	0	296
Don't know	8	0	0	0	0	0	0	0	60	0	0	60
No answer	9	0	0	0	0	0	0	0	6	0	0	6
Not applicable	BK	13,626	354	7,542	353	5,907	1,606	2,992	1,438	2,832	2,817	39,489

C. Natural environments that support scarce or endangered species should be left alone, no matter how great the economic benefits to your community from developing them commercially might be.

[VAR: NATRECON]

RESPONSE	PUNCH	YEAR									COL. 2408	
		1972-82	1982B	1983-87	1987B	1988-91	1993	1994	1996	1998	2000	ALL
Agree strongly	1	0	0	0	0	0	0	0	559	0	0	441
Agree somewhat	2	0	0	0	0	0	0	0	438	0	0	374
Disagree somewhat	3	0	0	0	0	0	0	0	226	0	0	290
Disagree strongly	4	0	0	0	0	0	0	0	127	0	0	245
Don't know	8	0	0	0	0	0	0	0	82	0	0	82
No answer	9	0	0	0	0	0	0	0	12	0	0	12
Not applicable	BK	13,626	354	7,542	353	5,907	1,606	2,992	1,432	2,832	2,817	39,489

REMARKS: Hand Card DQ contained responses 1-4.

631. How frequently do you go to garage sales, tag sales, or yard sales -- that is, one-time sales in which homeowners sell items that they no longer need from out of their homes, yards, or garages?

[VAR: TAGSALES]

RESPONSE	PUNCH	YEAR										COL. 2409
		1972-82	1982B	1983-87	1987B	1988-91	1993	1994	1996	1998	2000	ALL
Never (GO TO Q.633)	1	0	0	0	0	0	0	0	457	0	0	457
Rarely	2	0	0	0	0	0	0	0	397	0	0	397
Occasionally (1-3 times a year)		3	0	0	0	0	0	0	382	0	0	382
Regularly	4	0	0	0	0	0	0	0	146	0	0	146
Almost every weekend when weather permits	5	0	0	0	0	0	0	0	56	0	0	56
Don't know	8	0	0	0	0	0	0	0	0	0	0	0
No answer	9	0	0	0	0	0	0	0	6	0	0	6
Not applicable	BK	13,626	354	7,542	353	5,907	1,606	2,992	1,460	2,832	2,817	39,489

632. When you go to such a sale, and when prices are posted, do you expect to pay the posted price, or do you expect to negotiate for a lower price?

[VAR: HAGGLE]

RESPONSE	PUNCH	YEAR										COL. 2410
		1972-82	1982B	1983-87	1987B	1988-91	1993	1994	1996	1998	2000	ALL
Expect to pay posted price	1	0	0	0	0	0	0	0	383	0	0	383
Negotiate for lower price	2	0	0	0	0	0	0	0	579	0	0	579
Don't know	8	0	0	0	0	0	0	0	12	0	0	12
No answer	9	0	0	0	0	0	0	0	13	0	0	13
Not applicable (Punch 1 in Col. 2409)	BK	13,626	354	7,542	353	5,907	1,606	2,992	1,917	2,832	2,817	39,946

633. Do you work for pay in a farm or other business owned in whole or in substantial part by a member or members of your family (parents, grandparents, children, brothers, sisters, aunts, uncles, or first cousins)?

[VAR: WKFAMBIZ]

RESPONSE	PUNCH	YEAR										COL. 2411
		1972-82	1982B	1983-87	1987B	1988-91	1993	1994	1996	1998	2000	ALL
Yes (GO TO Q.634)	1	0	0	0	0	0	0	0	54	0	0	54
No (GO TO Q.636)	2	0	0	0	0	0	0	0	1,381	0	0	1,381
Don't know	8	0	0	0	0	0	0	0	0	0	0	0
No answer	9	0	0	0	0	0	0	0	9	0	0	9
Not applicable	BK	13,626	354	7,542	353	5,907	1,606	2,992	1,460	2,832	2,817	39,489

634. How many hours per week?

[VAR: HRFAMBIZ]

RESPONSE	PUNCH	YEAR										COL. 2412
		1972-82	1982B	1983-87	1987B	1988-91	1993	1994	1996	1998	2000	ALL
Only during especially busy seasons	1	0	0	0	0	0	0	0	8	0	0	8
Year-round, less than 10 hours a week	2	0	0	0	0	0	0	0	7	0	0	7
Year-round, between 10 and 30 hours a week	3	0	0	0	0	0	0	0	12	0	0	12
Year-round, more than 30 hours a week	4	0	0	0	0	0	0	0	27	0	0	27
No answer	9	0	0	0	0	0	0	0	9	0	0	9
Not applicable (Punch 2 in Col. 2415)	BK	13,626	354	7,542	353	5,907	1,606	2,992	2,841	2,832	2,817	40,870

635. What kind of business is this?

HAND
CARD DR

[VAR: FAMBIZ]

RESPONSE	PUNCH	YEAR								COL. 2413-2414		
		1972-82	1982B	1983-87	1987B	1988-91	1993	1994	1996	1998	2000	ALL
Manufacturing	1	0	0	0	0	0	0	0	4	0	0	4
Retail sales	2	0	0	0	0	0	0	0	6	0	0	6
Wholesale sales	3	0	0	0	0	0	0	0	1	0	0	1
Services	4	0	0	0	0	0	0	0	11	0	0	11
Transportation	5	0	0	0	0	0	0	0	5	0	0	5
Construction	6	0	0	0	0	0	0	0	9	0	0	9
Finance, insurance or real estate	7	0	0	0	0	0	0	0	1	0	0	1
Farming	8	0	0	0	0	0	0	0	6	0	0	6
Other (SPECIFY)	9	0	0	0	0	0	0	0	8	0	0	8
Don't know	98	0	0	0	0	0	0	0	1	0	0	1
No answer	99	0	0	0	0	0	0	0	11	0	0	11
Not applicable (Punch 2 in Col. 2415)	BK	13,626	354	7,542	353	5,907	1,606	2,992	2,841	2,832	2,817	40,870

REMARKS: Hand Card DR contained responses 1-9.

636. On the whole, do you think our economic system is...

[VAR: ECONSYS]

RESPONSE	PUNCH	YEAR								COL. 2415		
		1972-82	1982B	1983-87	1987B	1988-91	1993	1994	1996	1998	2000	ALL
The best system we could possibly have?	1	0	0	0	0	0	0	0	104	0	0	104
Basically okay but in need of some tinkering?	2	0	0	0	0	0	0	0	639	0	0	639
In need of some fundamental changes?	3	0	0	0	0	0	0	0	537	0	0	537
Needing to be replaced by some other system?	4	0	0	0	0	0	0	0	113	0	0	113
Don't know	8	0	0	0	0	0	0	0	43	0	0	43
No answer	9	0	0	0	0	0	0	0	8	0	0	8
Not applicable	BK	13,626	354	7,542	353	5,907	1,606	2,992	1,460	2,832	2,817	39,489

IF CURRENTLY MARRIED, ASK QS. 637-638C

637. Now I'd like to ask you about how you and your (husband/wife) organize your finances. Which of the following comes closest to describing the system that you and your (husband/wife) use:

HAND
CARD DS

[VAR: FAMFINAN]

RESPONSE	PUNCH	YEAR										COL. 2416
		1972-82	1982B	1983-87	1987B	1988-91	1993	1994	1996	1998	2000	ALL
Wife manages all the money, except for husband's personal spending money 1		0	0	0	0	0	0	0	200	0	0	200
Husband manages all the money, except for wife's personal spending money 2		0	0	0	0	0	0	0	61	0	0	61
Wife has a housekeeping allowance and husband manages the rest of the money . . . 3		0	0	0	0	0	0	0	59	0	0	59
All the money is pooled and each partner takes out what he or she needs 4		0	0	0	0	0	0	0	260	0	0	260
Some of the money is pooled, but each partner has some separate money as well . . 5		0	0	0	0	0	0	0	91	0	0	91
Husband and wife keep finances completely separate 6		0	0	0	0	0	0	0	32	0	0	32
No answer 9		0	0	0	0	0	0	0	5	0	0	5
Not applicable (Punches 2-5 in Col. 35) BK		13,626	354	7,542	353	5,907	1,606	2,992	2,196	2,832	2,817	40,225

REMARKS: Hand Car d DS contained responses 1-6.

638. This question is about some of the financial decisions that you and your (husband/wife) may make. For each decision, please tell me how it was made the last time you faced this decision.

HAND
CARD DT

A. Deciding whether or not to buy an automobile.

[VAR: DECAUTO]

RESPONSE	PUNCH	YEAR										COL. 2417
		1972-82	1982B	1983-87	1987B	1988-91	1993	1994	1996	1998	2000	ALL
Husband alone 1		0	0	0	0	0	0	0	47	0	0	47
Husband after consulting with wife 2		0	0	0	0	0	0	0	90	0	0	90
Husband and wife together . . 3		0	0	0	0	0	0	0	501	0	0	501
Wife after consulting husband 4		0	0	0	0	0	0	0	22	0	0	22
Wife alone 5		0	0	0	0	0	0	0	21	0	0	21
Other 6		0	0	0	0	0	0	0	5	0	0	5
Not applicable - have not faced this decision 7		0	0	0	0	0	0	0	0	0	0	0
Don't know 8		0	0	0	0	0	0	0	19	0	0	19
No answer 9		0	0	0	0	0	0	0	3	0	0	3
Not applicable (Punches 2-5 in Col. 35) BK		13,626	354	7,542	353	5,907	1,606	2,992	2,196	2,832	2,817	40,225

B. Deciding whether or not to buy bedroom furniture.

[VAR: DECBED]

RESPONSE	PUNCH	YEAR									COL. 2418	
		1972-82	1982B	1983-87	1987B	1988-91	1993	1994	1996	1998	2000	ALL
Husband alone	1	0	0	0	0	0	0	0	6	0	0	6
Husband after consulting												
with wife	2	0	0	0	0	0	0	0	22	0	0	22
Husband and wife together . .	3	0	0	0	0	0	0	0	471	0	0	471
Wife after consulting												
husband	4	0	0	0	0	0	0	0	94	0	0	94
Wife alone	5	0	0	0	0	0	0	0	61	0	0	61
Other	6	0	0	0	0	0	0	0	5	0	0	5
Not applicable - have not faced												
this decision	7	0	0	0	0	0	0	0	0	0	0	0
Don't know	8	0	0	0	0	0	0	0	44	0	0	44
No answer	9	0	0	0	0	0	0	0	5	0	0	5
Not applicable (Punches 2-5 in												
Col. 35)	BK	13,626	354	7,542	353	5,907	1,606	2,992	2,196	2,832	2,817	40,225

C. Deciding on major charitable gifts.

[VAR: DECGIFT]

RESPONSE	PUNCH	YEAR									COL. 2419	
		1972-82	1982B	1983-87	1987B	1988-91	1993	1994	1996	1998	2000	ALL
Husband alone	1	0	0	0	0	0	0	0	29	0	0	29
Husband after consulting												
with wife	2	0	0	0	0	0	0	0	29	0	0	29
Husband and wife together . .	3	0	0	0	0	0	0	0	475	0	0	475
Wife after consulting												
husband	4	0	0	0	0	0	0	0	45	0	0	45
Wife alone	5	0	0	0	0	0	0	0	53	0	0	53
Other	6	0	0	0	0	0	0	0	15	0	0	15
Not applicable - have not faced												
this decision	7	0	0	0	0	0	0	0	0	0	0	0
Don't know	8	0	0	0	0	0	0	0	56	0	0	56
No answer	9	0	0	0	0	0	0	0	6	0	0	6
Not applicable (Punches 2-5 in												
Col. 35)	BK	13,626	354	7,542	353	5,907	1,606	2,992	2,196	2,832	2,817	40,225

REMARKS: Hand Card DT contained responses 1-6.

639. From time to time companies must lay-off some of their employees. If some have to be laid-off, who, in your opinion, has the greatest right to keep their jobs?
 CODE ANSWER INTO CATEGORIES BELOW. IF MORE THAN ONE CATEGORY MENTIONED, ASK WHICH IS MOST IMPORTANT AND CODE BELOW.

[VAR: LA YOFFS]

RESPONSE	PUNCH	YEAR										COL. 2420-2421
		1972-82	1982B	1983-87	1987B	1988-91	1993	1994	1996	1998	2000	ALL
Those who have worked for the company the longest time (have the most seniority) 1		0	0	0	0	0	0	0	685	0	0	685
Those who have the greatest needs/the greatest burden to support a family 2		0	0	0	0	0	0	0	98	0	0	98
Those who are the best workers, the most able and productive 3		0	0	0	0	0	0	0	529	0	0	529
Those who would have the greatest difficulty in finding a new job 4		0	0	0	0	0	0	0	3	0	0	3
Union members 5		0	0	0	0	0	0	0	4	0	0	4
Older employees 6		0	0	0	0	0	0	0	11	0	0	11
Younger employees 7		0	0	0	0	0	0	0	3	0	0	3
Men 8		0	0	0	0	0	0	0	5	0	0	5
Women 9		0	0	0	0	0	0	0	0	0	0	0
Whites 10		0	0	0	0	0	0	0	0	0	0	0
Minorities/non-whites 11		0	0	0	0	0	0	0	7	0	0	7
Other (Please specify) 12		0	0	0	0	0	0	0	22	0	0	22
Owners, Bosses, Executives 13		0	0	0	0	0	0	0	9	0	0	9
Essential, Necessary, Critical 14		0	0	0	0	0	0	0	4	0	0	4
Newest Employees 15		0	0	0	0	0	0	0	2	0	0	2
Most Loyal 16		0	0	0	0	0	0	0	3	0	0	3
Production, Blue-Collar, Hands-On People 17		0	0	0	0	0	0	0	4	0	0	4
Don't know 98		0	0	0	0	0	0	0	48	0	0	48
No answer 99		0	0	0	0	0	0	0	7	0	0	7
Not applicable BK		13,626	354	7,542	353	5,907	1,606	2,992	1,460	2,832	2,817	39,489

The 1996 Topical Module: Markets and Exchange - Giving and Volunteering (Qs. 640A-646E)

640. Listed on this card are examples of the many different areas in which people do volunteer activity. By volunteer activity I mean not just belonging to a service organization, but actually working in some way to help others for no monetary pay. In which, if any, of the areas listed on this card have you done some volunteer work in the past twelve months? (DON'T READ. RECORD BELOW UNDER Q.640. CIRCLE "YES" OR "NO" FOR EACH AREA)

HAND CARD DU

A. Health

[VAR: VOLHLTH]

RESPONSE	PUNCH	YEAR										COL. 2422
		1972-82	1982B	1983-87	1987B	1988-91	1993	1994	1996	1998	2000	ALL
Yes 1		0	0	0	0	0	0	0	147	0	0	147
No 2		0	0	0	0	0	0	0	1,209	0	0	1,209
Don't know 8		0	0	0	0	0	0	0	0	0	0	0
No answer 9		0	0	0	0	0	0	0	88	0	0	88
Not applicable BK		13,626	354	7,542	353	5,907	1,606	2,992	1,460	2,832	2,817	39,489

B. Education

[VAR: VOLEDUC]

RESPONSE	PUNCH	YEAR										COL. 2423
		1972-82	1982B	1983-87	1987B	1988-91	1993	1994	1996	1998	2000	ALL
Yes	1	0	0	0	0	0	0	0	243	0	0	243
No	2	0	0	0	0	0	0	0	1,123	0	0	1,123
Don't know	8	0	0	0	0	0	0	0	0	0	0	0
No answer	9	0	0	0	0	0	0	0	78	0	0	78
Not applicable	BK	13,626	354	7,542	353	5,907	1,606	2,992	1,460	2,832	2,817	39,489

C. Religious organizations

[VAR: VOLRELIG]

RESPONSE	PUNCH	YEAR										COL. 2424
		1972-82	1982B	1983-87	1987B	1988-91	1993	1994	1996	1998	2000	ALL
Yes	1	0	0	0	0	0	0	0	347	0	0	347
No	2	0	0	0	0	0	0	0	1,028	0	0	1,028
Don't know	8	0	0	0	0	0	0	0	0	0	0	0
No answer	9	0	0	0	0	0	0	0	69	0	0	69
Not applicable	BK	13,626	354	7,542	353	5,907	1,606	2,992	1,460	2,832	2,817	39,489

D. Human services

[VAR: VOLHUMAN]

RESPONSE	PUNCH	YEAR										COL. 2425
		1972-82	1982B	1983-87	1987B	1988-91	1993	1994	1996	1998	2000	ALL
Yes	1	0	0	0	0	0	0	0	137	0	0	137
No	2	0	0	0	0	0	0	0	1,218	0	0	1,218
Don't know	8	0	0	0	0	0	0	0	0	0	0	0
No answer	9	0	0	0	0	0	0	0	89	0	0	89
Not applicable	BK	13,626	354	7,542	353	5,907	1,606	2,992	1,460	2,832	2,817	39,489

E. Environment

[VAR: VOLENVIR]

RESPONSE	PUNCH	YEAR										COL. 2426
		1972-82	1982B	1983-87	1987B	1988-91	1993	1994	1996	1998	2000	ALL
Yes	1	0	0	0	0	0	0	0	100	0	0	100
No	2	0	0	0	0	0	0	0	1,245	0	0	1,245
Don't know	8	0	0	0	0	0	0	0	0	0	0	0
No answer	9	0	0	0	0	0	0	0	99	0	0	99
Not applicable	BK	13,626	354	7,542	353	5,907	1,606	2,992	1,460	2,832	2,817	39,489

F. Public/society benefit

[VAR: VOLPUB]

RESPONSE	PUNCH	YEAR										COL. 2427
		1972-82	1982B	1983-87	1987B	1988-91	1993	1994	1996	1998	2000	ALL
Yes	1	0	0	0	0	0	0	0	110	0	0	110
No	2	0	0	0	0	0	0	0	1,247	0	0	1,247
Don't know	8	0	0	0	0	0	0	0	0	0	0	0
No answer	9	0	0	0	0	0	0	0	87	0	0	87
Not applicable	BK	13,626	354	7,542	353	5,907	1,606	2,992	1,460	2,832	2,817	39,489

G. Recreation - adults

[VAR: VOLREC]

RESPONSE	PUNCH	YEAR										COL. 2428
		1972-82	1982B	1983-87	1987B	1988-91	1993	1994	1996	1998	2000	ALL
Yes	1	0	0	0	0	0	0	0	91	0	0	91
No	2	0	0	0	0	0	0	0	1,254	0	0	1,254
Don't know	8	0	0	0	0	0	0	0	0	0	0	0
No answer	9	0	0	0	0	0	0	0	99	0	0	99
Not applicable	BK	13,626	354	7,542	353	5,907	1,606	2,992	1,460	2,832	2,817	39,489

H. Arts, culture, and humanities

[VAR: VOLART]

RESPONSE	PUNCH	YEAR										COL. 2429
		1972-82	1982B	1983-87	1987B	1988-91	1993	1994	1996	1998	2000	ALL
Yes	1	0	0	0	0	0	0	0	97	0	0	97
No	2	0	0	0	0	0	0	0	1,252	0	0	1,252
Don't know	8	0	0	0	0	0	0	0	0	0	0	0
No answer	9	0	0	0	0	0	0	0	95	0	0	95
Not applicable	BK	13,626	354	7,542	353	5,907	1,606	2,992	1,460	2,832	2,817	39,489

I. Work-related organizations

[VAR: VOLWORK]

RESPONSE	PUNCH	YEAR										COL. 2430
		1972-82	1982B	1983-87	1987B	1988-91	1993	1994	1996	1998	2000	ALL
Yes	1	0	0	0	0	0	0	0	171	0	0	171
No	2	0	0	0	0	0	0	0	1,189	0	0	1,189
Don't know	8	0	0	0	0	0	0	0	0	0	0	0
No answer	9	0	0	0	0	0	0	0	84	0	0	84
Not applicable	BK	13,626	354	7,542	353	5,907	1,606	2,992	1,460	2,832	2,817	39,489

J. Political organizations or campaigns

[VAR: VOLPOL]

RESPONSE	PUNCH	YEAR										COL. 2431
		1972-82	1982B	1983-87	1987B	1988-91	1993	1994	1996	1998	2000	ALL
Yes	1	0	0	0	0	0	0	0	68	0	0	68
No	2	0	0	0	0	0	0	0	1,277	0	0	1,277
Don't know	8	0	0	0	0	0	0	0	0	0	0	0
No answer	9	0	0	0	0	0	0	0	99	0	0	99
Not applicable	BK	13,626	354	7,542	353	5,907	1,606	2,992	1,460	2,832	2,817	39,489

K. Youth development

[VAR: VOLYOUTH]

RESPONSE	PUNCH	YEAR										COL. 2432
		1972-82	1982B	1983-87	1987B	1988-91	1993	1994	1996	1998	2000	ALL
Yes	1	0	0	0	0	0	0	0	214	0	0	214
No	2	0	0	0	0	0	0	0	1,145	0	0	1,145
Don't know	8	0	0	0	0	0	0	0	0	0	0	0
No answer	9	0	0	0	0	0	0	0	85	0	0	85
Not applicable	BK	13,626	354	7,542	353	5,907	1,606	2,992	1,460	2,832	2,817	39,489

L. Private and community foundations

[VAR: VOLFOUND]

RESPONSE	PUNCH	YEAR										COL. 2433
		1972-82	1982B	1983-87	1987B	1988-91	1993	1994	1996	1998	2000	ALL
Yes	1	0	0	0	0	0	0	0	108	0	0	108
No	2	0	0	0	0	0	0	0	1,241	0	0	1,241
Don't know	8	0	0	0	0	0	0	0	0	0	0	0
No answer	9	0	0	0	0	0	0	0	95	0	0	95
Not applicable	BK	13,626	354	7,542	353	5,907	1,606	2,992	1,460	2,832	2,817	39,489

M. International/foreign

[VAR: VOLINTL]

RESPONSE	PUNCH	YEAR										COL. 2434
		1972-82	1982B	1983-87	1987B	1988-91	1993	1994	1996	1998	2000	ALL
Yes	1	0	0	0	0	0	0	0	29	0	0	29
No	2	0	0	0	0	0	0	0	1,310	0	0	1,310
Don't know	8	0	0	0	0	0	0	0	0	0	0	0
No answer	9	0	0	0	0	0	0	0	105	0	0	105
Not applicable	BK	13,626	354	7,542	353	5,907	1,606	2,992	1,460	2,832	2,817	39,489

N. Informal-alone-not-for-pay

[VAR: VOLINFRM]

RESPONSE	PUNCH	YEAR										COL. 2435
		1972-82	1982B	1983-87	1987B	1988-91	1993	1994	1996	1998	2000	ALL
Yes	1	0	0	0	0	0	0	0	102	0	0	102
No	2	0	0	0	0	0	0	0	1,240	0	0	1,240
Don't know	8	0	0	0	0	0	0	0	0	0	0	0
No answer	9	0	0	0	0	0	0	0	102	0	0	102
Not applicable	BK	13,626	354	7,542	353	5,907	1,606	2,992	1,460	2,832	2,817	39,489

O. Other (SPECIFY)

[VAR: VOLOTH]

RESPONSE	PUNCH	YEAR										COL. 2436
		1972-82	1982B	1983-87	1987B	1988-91	1993	1994	1996	1998	2000	ALL
Yes	1	0	0	0	0	0	0	0	45	0	0	45
No	2	0	0	0	0	0	0	0	1,203	0	0	1,203
Don't know	8	0	0	0	0	0	0	0	0	0	0	0
No answer	9	0	0	0	0	0	0	0	196	0	0	196
Not applicable	BK	13,626	354	7,542	353	5,907	1,606	2,992	1,460	2,832	2,817	39,489

REMARKS: Hand Card DU contained question prompts A-O.

FOR ALL "YES" RESPONSES IN Q. 640, ASK Q. 641. IF NONE - SKIP TO Q.643.

641. In which, if any, of the areas listed on this card have you done some volunteer work in the past month?
(RECORD ABOVE UNDER Q.641. CIRCLE "YES" OR "NO" FOR EACH AREA)

HAND
CARD DV

A. Health

[VAR: MONHLTH]

RESPONSE	PUNCH	YEAR										COL. 2437
		1972-82	1982B	1983-87	1987B	1988-91	1993	1994	1996	1998	2000	ALL
Yes	1	0	0	0	0	0	0	0	75	0	0	75
No	2	0	0	0	0	0	0	0	69	0	0	69
Don't know	8	0	0	0	0	0	0	0	0	0	0	0
No answer	9	0	0	0	0	0	0	0	3	0	0	3
Not applicable (Punch 2 in Col. 2422)	BK	13,626	354	7,542	353	5,907	1,606	2,992	2,757	2,832	2,817	40,786

B. Education

[VAR: MONEDUC]

RESPONSE	PUNCH	YEAR										COL. 2438
		1972-82	1982B	1983-87	1987B	1988-91	1993	1994	1996	1998	2000	ALL
Yes	1	0	0	0	0	0	0	0	126	0	0	126
No	2	0	0	0	0	0	0	0	100	0	0	100
Don't know	8	0	0	0	0	0	0	0	0	0	0	0
No answer	9	0	0	0	0	0	0	0	17	0	0	17
Not applicable (Punch 2 in Col. 2423)	BK	13,626	354	7,542	353	5,907	1,606	2,992	2,661	2,832	2,817	40,690

C. Religious organizations

[VAR: MONRELIG]

RESPONSE	PUNCH	YEAR										COL. 2439
		1972-82	1982B	1983-87	1987B	1988-91	1993	1994	1996	1998	2000	ALL
Yes	1	0	0	0	0	0	0	0	206	0	0	206
No	2	0	0	0	0	0	0	0	133	0	0	133
Don't know	8	0	0	0	0	0	0	0	0	0	0	0
No answer	9	0	0	0	0	0	0	0	8	0	0	8
Not applicable (Punch 2 in Col. 2424)	BK	13,626	354	7,542	353	5,907	1,606	2,992	2,557	2,832	2,817	40,586

D. Human services

[VAR: MONHUMAN]

RESPONSE	PUNCH	YEAR										COL. 2440
		1972-82	1982B	1983-87	1987B	1988-91	1993	1994	1996	1998	2000	ALL
Yes	1	0	0	0	0	0	0	0	65	0	0	65
No	2	0	0	0	0	0	0	0	62	0	0	62
Don't know	8	0	0	0	0	0	0	0	0	0	0	0
No answer	9	0	0	0	0	0	0	0	10	0	0	10
Not applicable (Punch 2 in Col. 2425)	BK	13,626	354	7,542	353	5,907	1,606	2,992	2,767	2,832	2,817	40,796

E. Environment

[VAR: MONENVIR]

RESPONSE	PUNCH	YEAR										COL. 2441
		1972-82	1982B	1983-87	1987B	1988-91	1993	1994	1996	1998	2000	ALL
Yes	1	0	0	0	0	0	0	0	41	0	0	41
No	2	0	0	0	0	0	0	0	52	0	0	52
Don't know	8	0	0	0	0	0	0	0	0	0	0	0
No answer	9	0	0	0	0	0	0	0	7	0	0	7
Not applicable (Punch 2 in Col. 2426)	BK	13,626	354	7,542	353	5,907	1,606	2,992	2,804	2,832	2,817	40,833

F. Public/society benefit

[VAR: MONPUB]

RESPONSE	PUNCH	YEAR										COL. 2442
		1972-82	1982B	1983-87	1987B	1988-91	1993	1994	1996	1998	2000	ALL
Yes	1	0	0	0	0	0	0	0	47	0	0	47
No	2	0	0	0	0	0	0	0	52	0	0	52
Don't know	8	0	0	0	0	0	0	0	0	0	0	0
No answer	9	0	0	0	0	0	0	0	11	0	0	11
Not applicable (Punch 2 in Col. 2427)	BK	13,626	354	7,542	353	5,907	1,606	2,992	2,794	2,832	2,817	40,823

G. Recreation - adults

[VAR: MONREC]

RESPONSE	PUNCH	YEAR										COL. 2443
		1972-82	1982B	1983-87	1987B	1988-91	1993	1994	1996	1998	2000	ALL
Yes	1	0	0	0	0	0	0	0	35	0	0	35
No	2	0	0	0	0	0	0	0	51	0	0	51
Don't know	8	0	0	0	0	0	0	0	0	0	0	0
No answer	9	0	0	0	0	0	0	0	5	0	0	5
Not applicable (Punch 2 in Col. 2428)	BK	13,626	354	7,542	353	5,907	1,606	2,992	2,813	2,832	2,817	40,842

H. Arts, culture, and humanities

[VAR: MONART]

RESPONSE	PUNCH	YEAR										COL. 2444
		1972-82	1982B	1983-87	1987B	1988-91	1993	1994	1996	1998	2000	ALL
Yes	1	0	0	0	0	0	0	0	40	0	0	40
No	2	0	0	0	0	0	0	0	45	0	0	45
Don't know	8	0	0	0	0	0	0	0	0	0	0	0
No answer	9	0	0	0	0	0	0	0	12	0	0	12
Not applicable (Punch 2 in Col. 2429)	BK	13,626	354	7,542	353	5,907	1,606	2,992	2807	2,832	2,817	40,836

I. Work-related organizations

[VAR: MONWORK]

RESPONSE	PUNCH	YEAR										COL. 2445
		1972-82	1982B	1983-87	1987B	1988-91	1993	1994	1996	1998	2000	ALL
Yes	1	0	0	0	0	0	0	0	86	0	0	86
No	2	0	0	0	0	0	0	0	72	0	0	72
Don't know	8	0	0	0	0	0	0	0	0	0	0	0
No answer	9	0	0	0	0	0	0	0	13	0	0	13
Not applicable (Punch 2 in Col. 2430)	BK	13,626	354	7,542	353	5,907	1,606	2,992	2,733	2,832	2,817	40,762

J. Political organizations or campaigns

[VAR: MONPOL]

RESPONSE	PUNCH	YEAR										COL. 2446
		1972-82	1982B	1983-87	1987B	1988-91	1993	1994	1996	1998	2000	ALL
Yes	1	0	0	0	0	0	0	0	30	0	0	30
No	2	0	0	0	0	0	0	0	33	0	0	33
Don't know	8	0	0	0	0	0	0	0	0	0	0	0
No answer	9	0	0	0	0	0	0	0	5	0	0	5
Not applicable (Punch 2 in Col. 2431)	BK	13,626	354	7,542	353	5,907	1,606	2,992	2,836	2,832	2,817	40,865

K. Youth development

[VAR: MONYOUTH]

RESPONSE	PUNCH	YEAR										COL. 2447
		1972-82	1982B	1983-87	1987B	1988-91	1993	1994	1996	1998	2000	ALL
Yes	1	0	0	0	0	0	0	0	107	0	0	107
No	2	0	0	0	0	0	0	0	95	0	0	95
Don't know	8	0	0	0	0	0	0	0	0	0	0	0
No answer	9	0	0	0	0	0	0	0	12	0	0	12
Not applicable (Punch 2 in Col. 2432)	BK	13,626	354	7,542	353	5,907	1,606	2,992	2690	2,832	2,817	40,719

L. Private and community foundations

[VAR: MONFOUND]

RESPONSE	PUNCH	YEAR										COL. 2448
		1972-82	1982B	1983-87	1987B	1988-91	1993	1994	1996	1998	2000	ALL
Yes	1	0	0	0	0	0	0	0	42	0	0	42
No	2	0	0	0	0	0	0	0	60	0	0	60
Don't know	8	0	0	0	0	0	0	0	0	0	0	0
No answer	9	0	0	0	0	0	0	0	6	0	0	6
Not applicable (Punch 2 in Col. 2433)	BK	13,626	354	7,542	353	5,907	1,606	2,992	2,796	2,832	2,817	40,825

M. International/foreign

[VAR: MONINTL]

RESPONSE	PUNCH	YEAR										COL. 2449
		1972-82	1982B	1983-87	1987B	1988-91	1993	1994	1996	1998	2000	ALL
Yes	1	0	0	0	0	0	0	0	8	0	0	8
No	2	0	0	0	0	0	0	0	19	0	0	19
Don't know	8	0	0	0	0	0	0	0	0	0	0	0
No answer	9	0	0	0	0	0	0	0	2	0	0	2
Not applicable (Punch 2 in Col. 2434)	BK	13,626	354	7,542	353	5,907	1,606	2,992	2,875	2,832	2,817	40,904

N. Informal-alone-not-for-pay

[VAR: MONINFRM]

RESPONSE	PUNCH	YEAR										COL. 2450
		1972-82	1982B	1983-87	1987B	1988-91	1993	1994	1996	1998	2000	ALL
Yes	1	0	0	0	0	0	0	0	60	0	0	60
No	2	0	0	0	0	0	0	0	40	0	0	40
Don't know	8	0	0	0	0	0	0	0	0	0	0	0
No answer	9	0	0	0	0	0	0	0	2	0	0	2
Not applicable (Punch 2 in Col. 2435)	BK	13,626	354	7,542	353	5,907	1,606	2,992	2,802	2,832	2,817	40,831

O. Other (SPECIFY)

[VAR: MONOTH]

RESPONSE	PUNCH	YEAR									COL. 2451	
		1972-82	1982B	1983-87	1987B	1988-91	1993	1994	1996	1998	2000	ALL
Yes	1	0	0	0	0	0	0	0	24	0	0	24
No	2	0	0	0	0	0	0	0	17	0	0	17
Don't know	8	0	0	0	0	0	0	0	0	0	0	0
No answer	9	0	0	0	0	0	0	0	4	0	0	4
Not applicable (Punch 2 in Col. 2436)	BK	13,626	354	7,542	353	5,907	1,606	2,992	2,859	2,832	2,817	40,888

REMARKS: Hand Card DV contained question prompts A-O.

FOR ALL "YES" RESPONSES IN Q. 641, ASK Q. 642. IF NONE - SKIP TO Q.643

642. I'd like your best estimate of the total number of hours you spent in the past month on each of the areas in which you have been a volunteer. First, how many hours did you spend in the past month working for (ASK FOR EACH ITEM MENTIONED IN Q. 641) (RECORD ABOVE UNDER Q.641 TO NEAREST HALF HOUR. IF UNSURE, PROBE FOR BEST ESTIMATE.)

HAND
CARD DW

A. Health

[VAR: HRSHLTH]

RESPONSE	PUNCH	YEAR									COL. 2452-2453	
		1972-82	1982B	1983-87	1987B	1988-91	1993	1994	1996	1998	2000	ALL
1-9	1-9	0	0	0	0	0	0	0	47	0	0	47
10-19	10-19	0	0	0	0	0	0	0	12	0	0	12
20-29	20-29	0	0	0	0	0	0	0	6	0	0	6
30-89	30-89	0	0	0	0	0	0	0	8	0	0	8
Don't know	98	0	0	0	0	0	0	0	0	0	0	0
No answer	99	0	0	0	0	0	0	0	2	0	0	2
Not applicable (Punches 2, BK in Col. 2437)	BK	13,626	354	7,542	353	5,907	1,606	2,992	2,829	2,832	2,817	40,858

B. Education

[VAR: HRSEduc]

RESPONSE	PUNCH	YEAR									COL. 2454-2455	
		1972-82	1982B	1983-87	1987B	1988-91	1993	1994	1996	1998	2000	ALL
1-9	1-9	0	0	0	0	0	0	0	81	0	0	81
10-19	10-19	0	0	0	0	0	0	0	24	0	0	24
20-29	20-29	0	0	0	0	0	0	0	11	0	0	11
30-89	30-89	0	0	0	0	0	0	0	8	0	0	8
Don't know	98	0	0	0	0	0	0	0	1	0	0	1
No answer	99	0	0	0	0	0	0	0	0	0	0	0
Not applicable (Punches 2, BK in Col. 2438)	BK	13,626	354	7,542	353	5,907	1,606	2,992	2,779	2,832	2,817	40,808

C. Religious organizations

[VAR: HRSRELIG]

RESPONSE	PUNCH	YEAR								COL. 2456-2457		
		1972-82	1982B	1983-87	1987B	1988-91	1993	1994	1996	1998	2000	ALL
0	0	0	0	0	0	0	0	0	1	0	0	1
1-9	1-9	0	0	0	0	0	0	0	125	0	0	125
10-19	10-19	0	0	0	0	0	0	0	38	0	0	38
20-29	20-29	0	0	0	0	0	0	0	21	0	0	21
30-89	30-89	0	0	0	0	0	0	0	13	0	0	13
Don't know	98	0	0	0	0	0	0	0	2	0	0	2
No answer	99	0	0	0	0	0	0	0	2	0	0	2
Not applicable (Punches 2, BK in Col. 2439)	BK	13,626	354	7,542	353	5,907	1,606	2,992	2,702	2,832	2,817	40,731

D. Human services

[VAR: HRSHUMAN]

RESPONSE	PUNCH	YEAR								COL. 2458-2459		
		1972-82	1982B	1983-87	1987B	1988-91	1993	1994	1996	1998	2000	ALL
1-9	1-9	0	0	0	0	0	0	0	50	0	0	50
10-19	10-19	0	0	0	0	0	0	0	5	0	0	5
20-29	20-29	0	0	0	0	0	0	0	2	0	0	2
30-89	30-89	0	0	0	0	0	0	0	7	0	0	7
Don't know	98	0	0	0	0	0	0	0	0	0	0	0
No answer	99	0	0	0	0	0	0	0	0	0	0	0
Not applicable (Punches 2, BK in Col. 2440)	BK	13,626	354	7,542	353	5,907	1,606	2,992	2,904	2,832	2,817	40,869

E. Environment

[VAR: HRSENVIR]

RESPONSE	PUNCH	YEAR								COL. 2460-2461		
		1972-82	1982B	1983-87	1987B	1988-91	1993	1994	1996	1998	2000	ALL
0	0	0	0	0	0	0	0	0	1	0	0	1
1-9	1-9	0	0	0	0	0	0	0	31	0	0	31
10-19	10-19	0	0	0	0	0	0	0	4	0	0	4
20-29	20-29	0	0	0	0	0	0	0	2	0	0	2
30-89	30-89	0	0	0	0	0	0	0	2	0	0	2
Don't know	98	0	0	0	0	0	0	0	0	0	0	0
No answer	99	0	0	0	0	0	0	0	0	0	0	0
Not applicable (Punches 2, BK in Col. 2441)	BK	13,626	354	7,542	353	5,907	1,606	2,992	2,864	2,832	2,817	40,893

F. Public/society benefit

[VAR: HRSPUB]

RESPONSE	PUNCH	YEAR								COL. 2462-2463		
		1972-82	1982B	1983-87	1987B	1988-91	1993	1994	1996	1998	2000	ALL
1-9	1-9	0	0	0	0	0	0	0	33	0	0	33
10-19	10-19	0	0	0	0	0	0	0	6	0	0	6
20-29	20-29	0	0	0	0	0	0	0	3	0	0	3
30-89	30-89	0	0	0	0	0	0	0	4	0	0	4
Don't know	98	0	0	0	0	0	0	0	0	0	0	0
No answer	99	0	0	0	0	0	0	0	1	0	0	1
Not applicable (Punches 2, BK in Col. 2442)	BK	13,626	354	7,542	353	5,907	1,606	2,992	2,857	2,832	2,817	40,886

G. Recreation - adults

[VAR: HRSREC]

RESPONSE	PUNCH	YEAR										COL. 2464-2465	
		1972-82	1982B	1983-87	1987B	1988-91	1993	1994	1996	1998	2000	ALL	
1-9	1-9	0	0	0	0	0	0	0	27	0	0	27	
10-19	10-19	0	0	0	0	0	0	0	7	0	0	7	
20-29	20-29	0	0	0	0	0	0	0	1	0	0	1	
30-89	30-89	0	0	0	0	0	0	0	0	0	0	0	
Don't know	98	0	0	0	0	0	0	0	0	0	0	0	
No answer	99	0	0	0	0	0	0	0	0	0	0	0	
Not applicable (Punches 2, BK in Col. 2443)	BK	13,626	354	7,542	353	5,907	1,606	2,992	2,869	2,832	2,817	40,898	

H. Arts, culture, and humanities

[VAR: HRSART]

RESPONSE	PUNCH	YEAR										COL. 2466-2467	
		1972-82	1982B	1983-87	1987B	1988-91	1993	1994	1996	1998	2000	ALL	
1-9	1-9	0	0	0	0	0	0	0	25	0	0	25	
10-19	10-19	0	0	0	0	0	0	0	10	0	0	10	
20-29	20-29	0	0	0	0	0	0	0	3	0	0	3	
30-89	30-89	0	0	0	0	0	0	0	2	0	0	2	
Don't know	98	0	0	0	0	0	0	0	0	0	0	0	
No answer	99	0	0	0	0	0	0	0	0	0	0	0	
Not applicable (Punches 2, BK in Col. 2444)	BK	13,626	354	7,542	353	5,907	1,606	2,992	2,864	2,832	2,817	40,893	

I. Work-related organizations

[VAR: HRSWORK]

RESPONSE	PUNCH	YEAR										COL. 2468-2469	
		1972-82	1982B	1983-87	1987B	1988-91	1993	1994	1996	1998	2000	ALL	
1-9	1-9	0	0	0	0	0	0	0	59	0	0	59	
10-19	10-19	0	0	0	0	0	0	0	18	0	0	18	
20-29	20-29	0	0	0	0	0	0	0	4	0	0	4	
30-89	30-89	0	0	0	0	0	0	0	2	0	0	2	
Don't know	98	0	0	0	0	0	0	0	1	0	0	1	
No answer	99	0	0	0	0	0	0	0	1	0	0	1	
Not applicable (Punches 2, BK in Col. 2445)	BK	13,626	354	7,542	353	5,907	1,606	2,992	2,819	2,832	2,817	40,848	

J. Political organizations or campaigns

[VAR: HRSPOL]

RESPONSE	PUNCH	YEAR										COL. 2470-2471	
		1972-82	1982B	1983-87	1987B	1988-91	1993	1994	1996	1998	2000	ALL	
0	0	0	0	0	0	0	0	0	1	0	0	1	
1-9	1-9	0	0	0	0	0	0	0	18	0	0	18	
10-19	10-19	0	0	0	0	0	0	0	4	0	0	4	
20-29	20-29	0	0	0	0	0	0	0	3	0	0	3	
30-89	30-89	0	0	0	0	0	0	0	4	0	0	4	
Don't know	98	0	0	0	0	0	0	0	0	0	0	0	
No answer	99	0	0	0	0	0	0	0	0	0	0	0	
Not applicable (Punches 2, BK in Col. 2446)	BK	13,626	354	7,542	353	5,907	1,606	2,992	2,874	2,832	2,817	40,903	

K. Youth development

[VAR: HRSYOUTH]

RESPONSE	PUNCH	YEAR										COL. 2472-2473	
		1972-82	1982B	1983-87	1987B	1988-91	1993	1994	1996	1998	2000	ALL	
0	0	0	0	0	0	0	0	0	2	0	0	2	
1-9	1-9	0	0	0	0	0	0	0	67	0	0	67	
10-19	10-19	0	0	0	0	0	0	0	20	0	0	20	
20-29	20-29	0	0	0	0	0	0	0	9	0	0	9	
30-89	30-89	0	0	0	0	0	0	0	3	0	0	3	
Don't know	98	0	0	0	0	0	0	0	1	0	0	1	
No answer	99	0	0	0	0	0	0	0	2	0	0	2	
Not applicable (Punches 2, BK in Col. 2447)	BK	13,626	354	7,542	353	5,907	1,606	2,992	2,800	2,832	2,817	40,829	

L. Private and community foundations

[VAR: HRSFOUND]

RESPONSE	PUNCH	YEAR										COL. 2474-2475	
		1972-82	1982B	1983-87	1987B	1988-91	1993	1994	1996	1998	2000	ALL	
0	0	0	0	0	0	0	0	0	1	0	0	1	
1-9	1-9	0	0	0	0	0	0	0	26	0	0	26	
10-19	10-19	0	0	0	0	0	0	0	8	0	0	8	
20-29	20-29	0	0	0	0	0	0	0	2	0	0	2	
30-89	30-89	0	0	0	0	0	0	0	3	0	0	3	
Don't know	98	0	0	0	0	0	0	0	1	0	0	1	
No answer	99	0	0	0	0	0	0	0	1	0	0	1	
Not applicable (Punches 2, BK in Col. 2448)	BK	13,626	354	7,542	353	5,907	1,606	2,992	2,862	2,832	2,817	40,891	

M. International/foreign

[VAR: HRSINTL]

RESPONSE	PUNCH	YEAR										COL. 2476-2477	
		1972-82	1982B	1983-87	1987B	1988-91	1993	1994	1996	1998	2000	ALL	
1-9	1-9	0	0	0	0	0	0	0	7	0	0	7	
10-19	10-19	0	0	0	0	0	0	0	1	0	0	1	
20-29	20-29	0	0	0	0	0	0	0	0	0	0	0	
30-89	30-89	0	0	0	0	0	0	0	0	0	0	0	
Don't know	98	0	0	0	0	0	0	0	0	0	0	0	
No answer	99	0	0	0	0	0	0	0	0	0	0	0	
Not applicable (Punches 2, BK in Col. 2449)	BK	13,626	354	7,542	353	5,907	1,606	2,992	2,896	2,832	2,817	40,925	

N. Informal-alone-not-for-pay

[VAR: HRSINFRM]

RESPONSE	PUNCH	YEAR										COL. 2478-2479	
		1972-82	1982B	1983-87	1987B	1988-91	1993	1994	1996	1998	2000	ALL	
1-9	1-9	0	0	0	0	0	0	0	37	0	0	37	
10-19	10-19	0	0	0	0	0	0	0	7	0	0	7	
20-29	20-29	0	0	0	0	0	0	0	8	0	0	8	
30-89	30-89	0	0	0	0	0	0	0	5	0	0	5	
Don't know	98	0	0	0	0	0	0	0	1	0	0	1	
No answer	99	0	0	0	0	0	0	0	1	0	0	1	
Not applicable (Punches 2, BK in Col. 2450)	BK	13,626	354	7,542	353	5,907	1,606	2,992	2,845	2,832	2,817	40,874	

O. Other (SPECIFY)

[VAR: HRSOTH]

RESPONSE	PUNCH	YEAR										COL. 2480-2481
		1972-82	1982B	1983-87	1987B	1988-91	1993	1994	1996	1998	2000	ALL
1-9	1-9	0	0	0	0	0	0	0	12	0	0	12
10-19	10-19	0	0	0	0	0	0	0	7	0	0	7
20-29	20-29	0	0	0	0	0	0	0	2	0	0	2
30-89	30-89	0	0	0	0	0	0	0	0	0	0	0
Don't know	98	0	0	0	0	0	0	0	0	0	0	0
No answer	99	0	0	0	0	0	0	0	1	0	0	1
Not applicable (Punches 2, BK in Col. 2451)	BK	13,626	354	7,542	353	5,907	1,606	2,992	2,882	2,832	2,817	40,911

REMARKS: Hand Card DW contained question prompts A-O. The variables code exact number of hours mentioned in columns 2452-2481. The collapsed numbers above are for convenience of display only.

643. Listed on this card are examples of many different fields in which people and families contribute money or other property for charitable purposes. I mean making a voluntary contribution and not with the intention of making a profit or obtaining goods and/or services for yourself. In which, if any, of the fields listed on this card have you and the members of your family or household contributed some money or other property in 1995? Just read off the letter of each field (DON'T READ. RECORD BELOW UNDER Q. 643.)

HAND
CARD DX

A. Health

[VAR: GIVHLTH]

RESPONSE	PUNCH	YEAR										COL. 2482
		1972-82	1982B	1983-87	1987B	1988-91	1993	1994	1996	1998	2000	ALL
Yes	1	0	0	0	0	0	0	0	251	0	0	251
No	2	0	0	0	0	0	0	0	1,051	0	0	1,051
Don't know	8	0	0	0	0	0	0	0	0	0	0	0
No answer	9	0	0	0	0	0	0	0	142	0	0	142
Not applicable	BK	13,626	354	7,542	353	5,907	1,606	2,992	1,460	2,832	2,817	39,489

B. Education

[VAR: GIVEDUC]

RESPONSE	PUNCH	YEAR										COL. 2483
		1972-82	1982B	1983-87	1987B	1988-91	1993	1994	1996	1998	2000	ALL
Yes	1	0	0	0	0	0	0	0	219	0	0	219
No	2	0	0	0	0	0	0	0	1,076	0	0	1,076
Don't know	8	0	0	0	0	0	0	0	0	0	0	0
No answer	9	0	0	0	0	0	0	0	149	0	0	149
Not applicable	BK	13,626	354	7,542	353	5,907	1,606	2,992	1,460	2,832	2,817	39,489

C. Religious organizations

[VAR: GIVRELIG]

RESPONSE	PUNCH	YEAR										COL. 2484
		1972-82	1982B	1983-87	1987B	1988-91	1993	1994	1996	1998	2000	ALL
Yes	1	0	0	0	0	0	0	0	632	0	0	632
No	2	0	0	0	0	0	0	0	734	0	0	734
Don't know	8	0	0	0	0	0	0	0	0	0	0	0
No answer	9	0	0	0	0	0	0	0	78	0	0	78
Not applicable	BK	13,626	354	7,542	353	5,907	1,606	2,992	1,460	2,832	2,817	39,489

D. Human services

[VAR: GIVHUMAN]

RESPONSE	PUNCH	YEAR										COL. 2485
		1972-82	1982B	1983-87	1987B	1988-91	1993	1994	1996	1998	2000	ALL
Yes	1	0	0	0	0	0	0	0	230	0	0	230
No	2	0	0	0	0	0	0	0	1,058	0	0	1,058
Don't know	8	0	0	0	0	0	0	0	0	0	0	0
No answer	9	0	0	0	0	0	0	0	156	0	0	156
Not applicable	BK	13,626	354	7,542	353	5,907	1,606	2,992	1,460	2,832	2,817	39,489

E. Environment

[VAR: GIVENVIR]

RESPONSE	PUNCH	YEAR										COL. 2486
		1972-82	1982B	1983-87	1987B	1988-91	1993	1994	1996	1998	2000	ALL
Yes	1	0	0	0	0	0	0	0	130	0	0	130
No	2	0	0	0	0	0	0	0	1,144	0	0	1,144
Don't know	8	0	0	0	0	0	0	0	0	0	0	0
No answer	9	0	0	0	0	0	0	0	170	0	0	170
Not applicable	BK	13,626	354	7,542	353	5,907	1,606	2,992	1,460	2,832	2,817	39,489

F. Public/society benefit

[VAR: GIVPUB]

RESPONSE	PUNCH	YEAR										COL. 2487
		1972-82	1982B	1983-87	1987B	1988-91	1993	1994	1996	1998	2000	ALL
Yes	1	0	0	0	0	0	0	0	150	0	0	150
No	2	0	0	0	0	0	0	0	1,134	0	0	1,134
Don't know	8	0	0	0	0	0	0	0	0	0	0	0
No answer	9	0	0	0	0	0	0	0	160	0	0	160
Not applicable	BK	13,626	354	7,542	353	5,907	1,606	2,992	1,460	2,832	2,817	39,489

G. Recreation - adults

[VAR: GIVREC]

RESPONSE	PUNCH	YEAR										COL. 2488
		1972-82	1982B	1983-87	1987B	1988-91	1993	1994	1996	1998	2000	ALL
Yes	1	0	0	0	0	0	0	0	51	0	0	51
No	2	0	0	0	0	0	0	0	1,216	0	0	1,216
Don't know	8	0	0	0	0	0	0	0	0	0	0	0
No answer	9	0	0	0	0	0	0	0	177	0	0	177
Not applicable	BK	13,626	354	7,542	353	5,907	1,606	2,992	1,460	2,832	2,817	39,489

H. Arts, culture, and humanities

[VAR: GIVART]

RESPONSE	PUNCH	YEAR										COL. 2489
		1972-82	1982B	1983-87	1987B	1988-91	1993	1994	1996	1998	2000	ALL
Yes	1	0	0	0	0	0	0	0	122	0	0	122
No	2	0	0	0	0	0	0	0	1,151	0	0	1,151
Don't know	8	0	0	0	0	0	0	0	0	0	0	0
No answer	9	0	0	0	0	0	0	0	171	0	0	171
Not applicable	BK	13,626	354	7,542	353	5,907	1,606	2,992	1,460	2,832	2,817	39,489

I. Work-related organizations

[VAR: GIVWORK]

RESPONSE	PUNCH	YEAR										COL. 2490
		1972-82	1982B	1983-87	1987B	1988-91	1993	1994	1996	1998	2000	ALL
Yes	1	0	0	0	0	0	0	0	104	0	0	104
No	2	0	0	0	0	0	0	0	1,166	0	0	1,166
Don't know	8	0	0	0	0	0	0	0	0	0	0	0
No answer	9	0	0	0	0	0	0	0	174	0	0	174
Not applicable	BK	13,626	354	7,542	353	5,907	1,606	2,992	1,460	2,832	2,817	39,489

J. Political organizations or campaigns

[VAR: GIVPOL]

RESPONSE	PUNCH	YEAR										COL. 2491
		1972-82	1982B	1983-87	1987B	1988-91	1993	1994	1996	1998	2000	ALL
Yes	1	0	0	0	0	0	0	0	92	0	0	92
No	2	0	0	0	0	0	0	0	1,175	0	0	1,175
Don't know	8	0	0	0	0	0	0	0	0	0	0	0
No answer	9	0	0	0	0	0	0	0	177	0	0	177
Not applicable	BK	13,626	354	7,542	353	5,907	1,606	2,992	1,460	2,832	2,817	39,489

K. Youth development

[VAR: GIVYOUTH]

RESPONSE	PUNCH	YEAR										COL. 2492
		1972-82	1982B	1983-87	1987B	1988-91	1993	1994	1996	1998	2000	ALL
Yes	1	0	0	0	0	0	0	0	198	0	0	198
No	2	0	0	0	0	0	0	0	1,090	0	0	1,090
Don't know	8	0	0	0	0	0	0	0	1	0	0	1
No answer	9	0	0	0	0	0	0	0	155	0	0	155
Not applicable	BK	13,626	354	7,542	353	5,907	1,606	2,992	1,460	2,832	2,817	39,489

L. Private and community foundations

[VAR: GIVFOUND]

RESPONSE	PUNCH	YEAR										COL. 2493
		1972-82	1982B	1983-87	1987B	1988-91	1993	1994	1996	1998	2000	ALL
Yes	1	0	0	0	0	0	0	0	204	0	0	204
No	2	0	0	0	0	0	0	0	1,082	0	0	1,082
Don't know	8	0	0	0	0	0	0	0	1	0	0	1
No answer	9	0	0	0	0	0	0	0	157	0	0	157
Not applicable	BK	13,626	354	7,542	353	5,907	1,606	2,992	1,460	2,832	2,817	39,489

M. International/foreign

[VAR: GIVINTL]

RESPONSE	PUNCH	YEAR										COL. 2494
		1972-82	1982B	1983-87	1987B	1988-91	1993	1994	1996	1998	2000	ALL
Yes	1	0	0	0	0	0	0	0	33	0	0	33
No	2	0	0	0	0	0	0	0	1,221	0	0	1,221
Don't know	8	0	0	0	0	0	0	0	0	0	0	0
No answer	9	0	0	0	0	0	0	0	190	0	0	190
Not applicable	BK	13,626	354	7,542	353	5,907	1,606	2,992	1,460	2,832	2,817	39,489

N. Informal-alone-not-for-pay

[VAR: GIVINFRM]

RESPONSE	PUNCH	YEAR										COL. 2495
		1972-82	1982B	1983-87	1987B	1988-91	1993	1994	1996	1998	2000	ALL
Yes	1	0	0	0	0	0	0	0	37	0	0	37
No	2	0	0	0	0	0	0	1,212	0	0	1,212	
Don't know	8	0	0	0	0	0	0	1	0	0	1	
No answer	9	0	0	0	0	0	0	194	0	0	194	
Not applicable	BK	13,626	354	7,542	353	5,907	1,606	2,992	1,460	2,832	2,817	39,489

O. Other (SPECIFY)

[VAR: GIVOTH]

RESPONSE	PUNCH	YEAR										COL. 2496
		1972-82	1982B	1983-87	1987B	1988-91	1993	1994	1996	1998	2000	ALL
Yes	1	0	0	0	0	0	0	97	0	0	97	
No	2	0	0	0	0	0	0	1,094	0	0	1,094	
Don't know	8	0	0	0	0	0	0	1	0	0	1	
No answer	9	0	0	0	0	0	0	252	0	0	252	
Not applicable	BK	13,626	354	7,542	353	5,907	1,606	2,992	1,460	2,832	2,817	39,489

REMARKS: Hand Card DX contained question prompts A-O.

**FOR ALL "YES" RESPONSES TO Q.643, ASK Q.644 AND Q.645
IF NONE - GO TO Q.646**

644. Approximately how much money or the cash equivalent of property have you contributed in each of the fields listed above in the past twelve months? (REPEAT FOR EACH ITEM MENTIONED IN Q. 643) RECORD ABOVE UNDER Q.644. (ESTIMATED DOLLAR VALUE CONTRIBUTED INCLUDING BOTH CASH CONTRIBUTIONS AND THE CASH-VALUE OF PROPERTY.)

HAND
CARD DY

A. Health

[VAR: TOTHLTH]

RESPONSE	PUNCH	YEAR										COL. 2497-2501
		1972-82	1982B	1983-87	1987B	1988-91	1993	1994	1996	1998	2000	ALL
0	0	0	0	0	0	0	0	6	0	0	6	
\$1-\$999	1-999	0	0	0	0	0	0	198	0	0	198	
\$1,000-\$4,999	1000-4999	0	0	0	0	0	0	9	0	0	9	
\$5,000-\$9,999	5000-9999	0	0	0	0	0	0	0	0	0	0	
\$10,000-\$99,995	10000-99995	0	0	0	0	0	0	1	0	0	1	
Over \$99,995	99996	0	0	0	0	0	0	1	0	0	1	
Don't know	99998	0	0	0	0	0	0	13	0	0	13	
No answer	99999	0	0	0	0	0	0	23	0	0	23	
Not applicable (Punch 2 in Col. 2482)	BK	13,626	354	7,542	353	5,907	1,606	2,992	2,653	2,832	2,817	40,682

B. Education

[VAR: TOTEDUC]

RESPONSE	PUNCH	YEAR							COL. 2502-2506			
		1972-82	1982B	1983-87	1987B	1988-91	1993	1994	1996	1998	2000	ALL
0	0	0	0	0	0	0	0	0	3	0	0	3
\$1-\$999	1-999	0	0	0	0	0	0	0	160	0	0	160
\$1,000-\$4,999	1000-4999	0	0	0	0	0	0	0	17	0	0	17
\$5,000-\$9,999	5000-9999	0	0	0	0	0	0	0	2	0	0	2
\$10,000-\$99,995	10000-99995	0	0	0	0	0	0	0	1	0	0	1
Over \$99,995	99996	0	0	0	0	0	0	0	1	0	0	1
Don't know	99998	0	0	0	0	0	0	0	13	0	0	13
No answer	99999	0	0	0	0	0	0	0	22	0	0	22
Not applicable (Punch 2 in												
Col. 2483)	BK	13,626	354	7,542	353	5,907	1,606	2,992	2,685	2,832	2,817	40,714

C. Religious organizations

[VAR: TOTRELIG]

RESPONSE	PUNCH	YEAR							COL. 2507-2511			
		1972-82	1982B	1983-87	1987B	1988-91	1993	1994	1996	1998	2000	ALL
0	0	0	0	0	0	0	0	0	6	0	0	6
\$1-\$999	1-999	0	0	0	0	0	0	0	375	0	0	375
\$1,000-\$4,999	1000-4999	0	0	0	0	0	0	0	117	0	0	117
\$5,000-\$9,999	5000-9999	0	0	0	0	0	0	0	22	0	0	22
\$10,000-\$99,995	10000-99995	0	0	0	0	0	0	0	6	0	0	6
Over \$99,995	99996	0	0	0	0	0	0	0	1	0	0	1
Don't know	99998	0	0	0	0	0	0	0	43	0	0	43
No answer	99999	0	0	0	0	0	0	0	62	0	0	62
Not applicable (Punch 2 in												
Col. 2484)	BK	13,626	354	7,542	353	5,907	1,606	2,992	2,272	2,832	2,817	40,301

D. Human services

[VAR: TOTHUMAN]

RESPONSE	PUNCH	YEAR							COL. 2512-2516			
		1972-82	1982B	1983-87	1987B	1988-91	1993	1994	1996	1998	2000	ALL
0	0	0	0	0	0	0	0	0	10	0	0	10
\$1-\$999	1-999	0	0	0	0	0	0	0	170	0	0	170
\$1,000-\$4,999	1000-4999	0	0	0	0	0	0	0	9	0	0	9
\$5,000-\$9,999	5000-9999	0	0	0	0	0	0	0	1	0	0	1
\$10,000-\$99,995	10000-99995	0	0	0	0	0	0	0	1	0	0	1
Over \$99,995	99996	0	0	0	0	0	0	0	0	0	0	0
Don't know	99998	0	0	0	0	0	0	0	9	0	0	9
No answer	99999	0	0	0	0	0	0	0	30	0	0	30
Not applicable (Punch 2 in												
Col. 2485)	BK	13,626	354	7,542	353	5,907	1,606	2,992	2,674	2,832	2,817	40,703

E. Environment

[VAR: TOTENVIR]

RESPONSE	PUNCH	YEAR							COL. 2517-2521			
		1972-82	1982B	1983-87	1987B	1988-91	1993	1994	1996	1998	2000	ALL
0	0	0	0	0	0	0	0	0	3	0	0	3
\$1-\$999	1-999	0	0	0	0	0	0	0	110	0	0	110
\$1,000-\$4,999	1000-4999	0	0	0	0	0	0	0	5	0	0	5
\$5,000-\$9,999	5000-9999	0	0	0	0	0	0	0	0	0	0	0
\$10,000-\$99,995	10000-99995	0	0	0	0	0	0	0	0	0	0	0
Over \$99,995	99996	0	0	0	0	0	0	0	0	0	0	0
Don't know	99998	0	0	0	0	0	0	0	3	0	0	3
No answer	99999	0	0	0	0	0	0	0	9	0	0	9
Not applicable (Punch 2 in												
Col. 2486)	BK	13,626	354	7,542	353	5,907	1,606	2,992	2,774	2,832	2,817	40,803

F. Public/society benefit

[VAR: TOTPUB]

RESPONSE	PUNCH	YEAR							COL. 2522-2526			
		1972-82	1982B	1983-87	1987B	1988-91	1993	1994	1996	1998	2000	ALL
0	0	0	0	0	0	0	0	0	3	0	0	3
\$1-\$999	1-999	0	0	0	0	0	0	0	111	0	0	111
\$1,000-\$4,999	1000-4999	0	0	0	0	0	0	0	4	0	0	4
\$5,000-\$9,999	5000-9999	0	0	0	0	0	0	0	0	0	0	0
\$10,000-\$99,995	10000-99995	0	0	0	0	0	0	0	0	0	0	0
Over \$99,995	99996	0	0	0	0	0	0	0	0	0	0	0
Don't know	99998	0	0	0	0	0	0	0	10	0	0	10
No answer	99999	0	0	0	0	0	0	0	22	0	0	22
Not applicable (Punch 2 in												
Col. 2487)	BK	13,626	354	7,542	353	5,907	1,606	2,992	2,754	2,832	2,817	40,783

G. Recreation - adults

[VAR: TOTREC]

RESPONSE	PUNCH	YEAR							COL. 2527-2531			
		1972-82	1982B	1983-87	1987B	1988-91	1993	1994	1996	1998	2000	ALL
0	0	0	0	0	0	0	0	0	1	0	0	1
\$1-\$999	1-999	0	0	0	0	0	0	0	39	0	0	39
\$1,000-\$4,999	1000-4999	0	0	0	0	0	0	0	3	0	0	3
\$5,000-\$9,999	5000-9999	0	0	0	0	0	0	0	0	0	0	0
\$10,000-\$99,995	10000-99995	0	0	0	0	0	0	0	0	0	0	0
Over \$99,995	99996	0	0	0	0	0	0	0	0	0	0	0
Don't know	99998	0	0	0	0	0	0	0	3	0	0	3
No answer	99999	0	0	0	0	0	0	0	5	0	0	5
Not applicable (Punch 2 in												
Col. 2488)	BK	13,626	354	7,542	353	5,907	1,606	2,992	2,853	2,832	2,817	40,882

H. Arts, culture, and humanities

[VAR: TOTART]

RESPONSE	PUNCH	YEAR							COL. 2532-2536			
		1972-82	1982B	1983-87	1987B	1988-91	1993	1994	1996	1998	2000	ALL
0	0	0	0	0	0	0	0	0	0	0	0	0
\$1-\$999	1-999	0	0	0	0	0	0	0	91	0	0	91
\$1,000-\$4,999	1000-4999	0	0	0	0	0	0	0	6	0	0	6
\$5,000-\$9,999	5000-9999	0	0	0	0	0	0	0	1	0	0	1
\$10,000-\$99,995	10000-99995	0	0	0	0	0	0	0	0	0	0	0
Over \$99,995	99996	0	0	0	0	0	0	0	0	0	0	0
Don't know	99998	0	0	0	0	0	0	0	7	0	0	7
No answer	99999	0	0	0	0	0	0	0	17	0	0	17
Not applicable (Punch 2 in												
Col. 2489)	BK	13,626	354	7,542	353	5,907	1,606	2,992	2,782	2,832	2,817	40,811

I. Work-related organizations

[VAR: TOTWORK]

RESPONSE	PUNCH	YEAR							COL. 2537-2541			
		1972-82	1982B	1983-87	1987B	1988-91	1993	1994	1996	1998	2000	ALL
0	0	0	0	0	0	0	0	0	1	0	0	1
\$1-\$999	1-999	0	0	0	0	0	0	0	84	0	0	84
\$1,000-\$4,999	1000-4999	0	0	0	0	0	0	0	3	0	0	3
\$5,000-\$9,999	5000-9999	0	0	0	0	0	0	0	0	0	0	0
\$10,000-\$99,995	10000-99995	0	0	0	0	0	0	0	0	0	0	0
Over \$99,995	99996	0	0	0	0	0	0	0	0	0	0	0
Don't know	99998	0	0	0	0	0	0	0	10	0	0	10
No answer	99999	0	0	0	0	0	0	0	6	0	0	6
Not applicable (Punch 2 in												
Col. 2490)	BK	13,626	354	7,542	353	5,907	1,606	2,992	2,800	2,832	2,817	40,829

J. Political organizations or campaigns

[VAR: TOTPOL]

RESPONSE	PUNCH	YEAR							COL. 2542-2546			
		1972-82	1982B	1983-87	1987B	1988-91	1993	1994	1996	1998	2000	ALL
0	0	0	0	0	0	0	0	0	1	0	0	1
\$1-\$999	1-999	0	0	0	0	0	0	0	68	0	0	68
\$1,000-\$4,999	1000-4999	0	0	0	0	0	0	0	6	0	0	6
\$5,000-\$9,999	5000-9999	0	0	0	0	0	0	0	1	0	0	1
\$10,000-\$99,995	10000-99995	0	0	0	0	0	0	0	0	0	0	0
Over \$99,995	99996	0	0	0	0	0	0	0	0	0	0	0
Don't know	99998	0	0	0	0	0	0	0	4	0	0	4
No answer	99999	0	0	0	0	0	0	0	12	0	0	12
Not applicable (Punch 2 in												
Col. 2491)	BK	13,626	354	7,542	353	5,907	1,606	2,992	2,812	2,832	2,817	40,841

K. Youth development

[VAR: TOTYOUTH]

RESPONSE	PUNCH	YEAR							COL. 2547-2551			
		1972-82	1982B	1983-87	1987B	1988-91	1993	1994	1996	1998	2000	ALL
0	0	0	0	0	0	0	0	0	2	0	0	2
\$1-\$999	1-999	0	0	0	0	0	0	0	160	0	0	160
\$1,000-\$4,999	1000-4999	0	0	0	0	0	0	0	8	0	0	8
\$5,000-\$9,999	5000-9999	0	0	0	0	0	0	0	1	0	0	1
\$10,000-\$99,995	10000-99995	0	0	0	0	0	0	0	1	0	0	1
Over \$99,995	99996	0	0	0	0	0	0	0	1	0	0	1
Don't know	99998	0	0	0	0	0	0	0	9	0	0	9
No answer	99999	0	0	0	0	0	0	0	16	0	0	16
Not applicable (Punch 2 in												
Col. 2492)	BK	13,626	354	7,542	353	5,907	1,606	2,992	2,706	2,832	2,817	40,735

L. Private and community foundations

[VAR: TOTFOUND]

RESPONSE	PUNCH	YEAR							COL. 2552-2556			
		1972-82	1982B	1983-87	1987B	1988-91	1993	1994	1996	1998	2000	ALL
0	0	0	0	0	0	0	0	0	16	0	0	16
\$1-\$999	1-999	0	0	0	0	0	0	0	148	0	0	148
\$1,000-\$4,999	1000-4999	0	0	0	0	0	0	0	8	0	0	8
\$5,000-\$9,999	5000-9999	0	0	0	0	0	0	0	0	0	0	0
\$10,000-\$99,995	10000-99995	0	0	0	0	0	0	0	0	0	0	0
Over \$99,995	99996	0	0	0	0	0	0	0	0	0	0	0
Don't know	99998	0	0	0	0	0	0	0	10	0	0	10
No answer	99999	0	0	0	0	0	0	0	22	0	0	22
Not applicable (Punch 2 in												
Col. 2493)	BK	13,626	354	7,542	353	5,907	1,606	2,992	2,700	2,832	2,817	40,729

M. International/foreign

[VAR: TOTINTL]

RESPONSE	PUNCH	YEAR							COL. 2557-2561			
		1972-82	1982B	1983-87	1987B	1988-91	1993	1994	1996	1998	2000	ALL
0	0	0	0	0	0	0	0	0	0	0	0	0
\$1-\$999	1-999	0	0	0	0	0	0	0	21	0	0	21
\$1,000-\$4,999	1000-4999	0	0	0	0	0	0	0	3	0	0	3
\$5,000-\$9,999	5000-9999	0	0	0	0	0	0	0	0	0	0	0
\$10,000-\$99,995	10000-99995	0	0	0	0	0	0	0	0	0	0	0
Over \$99,995	99996	0	0	0	0	0	0	0	0	0	0	0
Don't know	99998	0	0	0	0	0	0	0	3	0	0	3
No answer	99999	0	0	0	0	0	0	0	6	0	0	6
Not applicable (Punch 2 in												
Col. 2494)	BK	13,626	354	7,542	353	5,907	1,606	2,992	2,871	2,832	2,817	40,900

N. Informal-alone-not-for-pay

[VAR: TOTINFRM]

RESPONSE	PUNCH	YEAR								COL. 2562-2566		
		1972-82	1982B	1983-87	1987B	1988-91	1993	1994	1996	1998	2000	ALL
0	0	0	0	0	0	0	0	0	3	0	0	3
\$1-\$999	1-999	0	0	0	0	0	0	0	19	0	0	19
\$1,000-\$4,999	1000-4999	0	0	0	0	0	0	0	5	0	0	5
\$5,000-\$9,999	5000-9999	0	0	0	0	0	0	0	0	0	0	0
\$10,000-\$99,995	10000-99995	0	0	0	0	0	0	0	0	0	0	0
Over \$99,995	99996	0	0	0	0	0	0	0	0	0	0	0
Don't know	99998	0	0	0	0	0	0	0	4	0	0	4
No answer	99999	0	0	0	0	0	0	0	6	0	0	6
Not applicable (Punch 2 in												
Col. 2495)	BK	13,626	354	7,542	353	5,907	1,606	2,992	2,867	2,832	2,817	40,896

O. Other (SPECIFY)

[VAR: TOTOTH]

RESPONSE	PUNCH	YEAR								COL. 2567-2571		
		1972-82	1982B	1983-87	1987B	1988-91	1993	1994	1996	1998	2000	ALL
0	0	0	0	0	0	0	0	0	2	0	0	2
\$1-\$999	1-999	0	0	0	0	0	0	0	71	0	0	71
\$1,000-\$4,999	1000-4999	0	0	0	0	0	0	0	5	0	0	5
\$5,000-\$9,999	5000-9999	0	0	0	0	0	0	0	0	0	0	0
\$10,000-\$99,995	10000-99995	0	0	0	0	0	0	0	0	0	0	0
Over \$99,995	99996	0	0	0	0	0	0	0	0	0	0	0
Don't know	99998	0	0	0	0	0	0	0	2	0	0	2
No answer	99999	0	0	0	0	0	0	0	17	0	0	17
Not applicable (Punch 2 in												
Col. 2496)	BK	13,626	354	7,542	353	5,907	1,606	2,992	2,807	2,832	2,817	40,836

REMARKS: These variables code exact number of dollars mentioned in cols. 2,497-2571. The collapsed numbers above are for convenience of display only. Hand Card DY contained question prompts A-O.

645. Of the total amount you gave to (AREA IN Q.644) what is the estimated dollar value of contributed property, e.g., clothing, furniture, real estate, equipment, etc.? (REPEAT FOR EACH ITEM MENTIONED IN Q.644) RECORD ABOVE UNDER Q.645. (ESTIMATED CASH-VALUE OF PROPERTY CONTRIBUTIONS ONLY.)

HAND CARD DZ

A. Health

[VAR: VALHLTH]

RESPONSE	PUNCH	YEAR								COL. 2572-2576		
		1972-82	1982B	1983-87	1987B	1988-91	1993	1994	1996	1998	2000	ALL
0	0	0	0	0	0	0	0	0	122	0	0	122
\$1-\$999	1-999	0	0	0	0	0	0	0	25	0	0	25
\$1,000-\$4,999	1000-4999	0	0	0	0	0	0	0	2	0	0	2
\$5,000-\$9,999	5000-9999	0	0	0	0	0	0	0	0	0	0	0
\$10,000-\$99,995	10000-99995	0	0	0	0	0	0	0	0	0	0	0
Over \$99,995	99996	0	0	0	0	0	0	0	0	0	0	0
Don't know	99998	0	0	0	0	0	0	0	9	0	0	9
No answer	99999	0	0	0	0	0	0	0	93	0	0	93
Not applicable (Punch 2 in												
Col. 2482)	BK	13,626	354	7,542	353	5,907	1,606	2,992	2,653	2,832	2,817	40,682

B. Education

[VAR: VALEDUC]

RESPONSE	PUNCH	YEAR							COL. 2577-2581			
		1972-82	1982B	1983-87	1987B	1988-91	1993	1994	1996	1998	2000	ALL
0	0	0	0	0	0	0	0	0	93	0	0	93
\$1-\$999	1-999	0	0	0	0	0	0	0	37	0	0	37
\$1,000-\$4,999	1000-4999	0	0	0	0	0	0	0	3	0	0	3
\$5,000-\$9,999	5000-9999	0	0	0	0	0	0	0	0	0	0	0
\$10,000-\$99,995	10000-99995	0	0	0	0	0	0	0	0	0	0	0
Over \$99,995	99996	0	0	0	0	0	0	0	1	0	0	1
Don't know	99998	0	0	0	0	0	0	0	10	0	0	10
No answer	99999	0	0	0	0	0	0	0	75	0	0	75
Not applicable (Punch 2 in												
Col. 2483)	BK	13,626	354	7,542	353	5,907	1,606	2,992	2,685	2,832	2,817	40,714

C. Religious organizations

[VAR: VALRELIG]

RESPONSE	PUNCH	YEAR							COL. 2582-2586			
		1972-82	1982B	1983-87	1987B	1988-91	1993	1994	1996	1998	2000	ALL
0	0	0	0	0	0	0	0	0	290	0	0	290
\$1-\$999	1-999	0	0	0	0	0	0	0	97	0	0	97
\$1,000-\$4,999	1000-4999	0	0	0	0	0	0	0	11	0	0	11
\$5,000-\$9,999	5000-9999	0	0	0	0	0	0	0	3	0	0	3
\$10,000-\$99,995	10000-99995	0	0	0	0	0	0	0	0	0	0	0
Over \$99,995	99996	0	0	0	0	0	0	0	0	0	0	0
Don't know	99998	0	0	0	0	0	0	0	33	0	0	33
No answer	99999	0	0	0	0	0	0	0	196	0	0	196
Not applicable (Punch 2 in												
Col. 2484)	BK	13,626	354	7,542	353	5,907	1,606	2,992	2,274	2,832	2,817	40,303

D. Human services

[VAR: VALHUMAN]

RESPONSE	PUNCH	YEAR							COL. 2587-2591			
		1972-82	1982B	1983-87	1987B	1988-91	1993	1994	1996	1998	2000	ALL
0	0	0	0	0	0	0	0	0	94	0	0	94
\$1-\$999	1-999	0	0	0	0	0	0	0	64	0	0	64
\$1,000-\$4,999	1000-4999	0	0	0	0	0	0	0	4	0	0	4
\$5,000-\$9,999	5000-9999	0	0	0	0	0	0	0	0	0	0	0
\$10,000-\$99,995	10000-99995	0	0	0	0	0	0	0	0	0	0	0
Over \$99,995	99996	0	0	0	0	0	0	0	0	0	0	0
Don't know	99998	0	0	0	0	0	0	0	8	0	0	8
No answer	99999	0	0	0	0	0	0	0	60	0	0	60
Not applicable (Punch 2 in												
Col. 2485)	BK	13,626	354	7,542	353	5,907	1,606	2,992	2,674	2,832	2,817	40,703

E. Environment

[VAR: VALENVIR]

RESPONSE	PUNCH	YEAR							COL. 2592-2596			
		1972-82	1982B	1983-87	1987B	1988-91	1993	1994	1996	1998	2000	ALL
0	0	0	0	0	0	0	0	0	58	0	0	58
\$1-\$999	1-999	0	0	0	0	0	0	0	15	0	0	15
\$1,000-\$4,999	1000-4999	0	0	0	0	0	0	0	1	0	0	1
\$5,000-\$9,999	5000-9999	0	0	0	0	0	0	0	1	0	0	1
\$10,000-\$99,995	10000-99995	0	0	0	0	0	0	0	0	0	0	0
Over \$99,995	99996	0	0	0	0	0	0	0	0	0	0	0
Don't know	99998	0	0	0	0	0	0	0	2	0	0	2
No answer	99999	0	0	0	0	0	0	0	53	0	0	53
Not applicable (Punch 2 in												
Col. 2486)	BK	13,626	354	7,542	353	5,907	1,606	2,992	2,774	2,832	2,817	40,803

F. Public/society benefit

[VAR: VALPUB]

RESPONSE	PUNCH	YEAR							COL. 2597-2601			
		1972-82	1982B	1983-87	1987B	1988-91	1993	1994	1996	1998	2000	ALL
0	0	0	0	0	0	0	0	0	60	0	0	60
\$1-\$999	1-999	0	0	0	0	0	0	0	29	0	0	29
\$1,000-\$4,999	1000-4999	0	0	0	0	0	0	0	1	0	0	1
\$5,000-\$9,999	5000-9999	0	0	0	0	0	0	0	0	0	0	0
\$10,000-\$99,995	10000-99995	0	0	0	0	0	0	0	0	0	0	0
Over \$99,995	99996	0	0	0	0	0	0	0	0	0	0	0
Don't know	99998	0	0	0	0	0	0	0	6	0	0	6
No answer	99999	0	0	0	0	0	0	0	54	0	0	54
Not applicable (Punch 2 in												
Col. 2487)	BK	13,626	354	7,542	353	5,907	1,606	2,992	2,754	2,832	2,817	40,783

G. Recreation - adults

[VAR: VALREC]

RESPONSE	PUNCH	YEAR							COL. 2602-2606			
		1972-82	1982B	1983-87	1987B	1988-91	1993	1994	1996	1998	2000	ALL
0	0	0	0	0	0	0	0	0	23	0	0	23
\$1-\$999	1-999	0	0	0	0	0	0	0	8	0	0	8
\$1,000-\$4,999	1000-4999	0	0	0	0	0	0	0	0	0	0	0
\$5,000-\$9,999	5000-9999	0	0	0	0	0	0	0	0	0	0	0
\$10,000-\$99,995	10000-99995	0	0	0	0	0	0	0	0	0	0	0
Over \$99,995	99996	0	0	0	0	0	0	0	0	0	0	0
Don't know	99998	0	0	0	0	0	0	0	1	0	0	1
No answer	99999	0	0	0	0	0	0	0	19	0	0	19
Not applicable (Punch 2 in												
Col. 2488)	BK	13,626	354	7,542	353	5,907	1,606	2,992	2,853	2,832	2,817	40,882

H. Arts, culture, and humanities

[VAR: VALART]

RESPONSE	PUNCH	YEAR							COL. 2607-2611			
		1972-82	1982B	1983-87	1987B	1988-91	1993	1994	1996	1998	2000	ALL
0	0	0	0	0	0	0	0	0	51	0	0	51
\$1-\$999	1-999	0	0	0	0	0	0	0	18	0	0	18
\$1,000-\$4,999	1000-4999	0	0	0	0	0	0	0	0	0	0	0
\$5,000-\$9,999	5000-9999	0	0	0	0	0	0	0	0	0	0	0
\$10,000-\$99,995	10000-99995	0	0	0	0	0	0	0	0	0	0	0
Over \$99,995	99996	0	0	0	0	0	0	0	0	0	0	0
Don't know	99998	0	0	0	0	0	0	0	5	0	0	5
No answer	99999	0	0	0	0	0	0	0	48	0	0	48
Not applicable (Punch 2 in												
Col. 2489)	BK	13,626	354	7,542	353	5,907	1,606	2,992	2,782	2,832	2,817	40,811

I. Work-related organizations

[VAR: VALWORK]

RESPONSE	PUNCH	YEAR							COL. 2612-2616			
		1972-82	1982B	1983-87	1987B	1988-91	1993	1994	1996	1998	2000	ALL
0	0	0	0	0	0	0	0	0	59	0	0	59
\$1-\$999	1-999	0	0	0	0	0	0	0	12	0	0	12
\$1,000-\$4,999	1000-4999	0	0	0	0	0	0	0	1	0	0	1
\$5,000-\$9,999	5000-9999	0	0	0	0	0	0	0	0	0	0	0
\$10,000-\$99,995	10000-99995	0	0	0	0	0	0	0	0	0	0	0
Over \$99,995	99996	0	0	0	0	0	0	0	0	0	0	0
Don't know	99998	0	0	0	0	0	0	0	4	0	0	4
No answer	99999	0	0	0	0	0	0	0	28	0	0	28
Not applicable (Punch 2 in												
Col. 2490)	BK	13,626	354	7,542	353	5,907	1,606	2,992	2,800	2,832	2,817	40,829

J. Political organizations or campaigns

[VAR: VALPOL]

RESPONSE	PUNCH	YEAR							COL. 2617-2621			
		1972-82	1982B	1983-87	1987B	1988-91	1993	1994	1996	1998	2000	ALL
0	0	0	0	0	0	0	0	0	35	0	0	35
\$1-\$999	1-999	0	0	0	0	0	0	0	10	0	0	10
\$1,000-\$4,999	1000-4999	0	0	0	0	0	0	0	0	0	0	0
\$5,000-\$9,999	5000-9999	0	0	0	0	0	0	0	0	0	0	0
\$10,000-\$99,995	10000-99995	0	0	0	0	0	0	0	0	0	0	0
Over \$99,995	99996	0	0	0	0	0	0	0	0	0	0	0
Don't know	99998	0	0	0	0	0	0	0	4	0	0	4
No answer	99999	0	0	0	0	0	0	0	43	0	0	43
Not applicable (Punch 2 in												
Col. 2491)	BK	13,626	354	7,542	353	5,907	1,606	2,992	2,812	2,832	2,817	40,841

K. Youth development

[VAR: VALYOUTH]

RESPONSE	PUNCH	YEAR							COL. 2622-2626			
		1972-82	1982B	1983-87	1987B	1988-91	1993	1994	1996	1998	2000	ALL
0	0	0	0	0	0	0	0	0	94	0	0	94
\$1-\$999	1-999	0	0	0	0	0	0	0	33	0	0	33
\$1,000-\$4,999	1000-4999	0	0	0	0	0	0	0	2	0	0	2
\$5,000-\$9,999	5000-9999	0	0	0	0	0	0	0	0	0	0	0
\$10,000-\$99,995	10000-99995	0	0	0	0	0	0	0	0	0	0	0
Over \$99,995	99996	0	0	0	0	0	0	0	0	0	0	0
Don't know	99998	0	0	0	0	0	0	0	4	0	0	4
No answer	99999	0	0	0	0	0	0	0	65	0	0	65
Not applicable (Punch 2 in												
Col. 2492)	BK	13,626	354	7,542	353	5,907	1,606	2,992	2,706	2,832	2,817	40,735

L. Private and community foundations

[VAR: VALFOUND]

RESPONSE	PUNCH	YEAR							COL. 2627-2631			
		1972-82	1982B	1983-87	1987B	1988-91	1993	1994	1996	1998	2000	ALL
0	0	0	0	0	0	0	0	0	82	0	0	82
\$1-\$999	1-999	0	0	0	0	0	0	0	53	0	0	53
\$1,000-\$4,999	1000-4999	0	0	0	0	0	0	0	2	0	0	2
\$5,000-\$9,999	5000-9999	0	0	0	0	0	0	0	0	0	0	0
\$10,000-\$99,995	10000-99995	0	0	0	0	0	0	0	0	0	0	0
Over \$99,995	99996	0	0	0	0	0	0	0	0	0	0	0
Don't know	99998	0	0	0	0	0	0	0	9	0	0	9
No answer	99999	0	0	0	0	0	0	0	58	0	0	58
Not applicable (Punch 2 in												
Col. 2493)	BK	13,626	354	7,542	353	5,907	1,606	2,992	2,700	2,832	2,817	40,729

M. International/foreign

[VAR: VALINTL]

RESPONSE	PUNCH	YEAR							COL. 2632-2636			
		1972-82	1982B	1983-87	1987B	1988-91	1993	1994	1996	1998	2000	ALL
0	0	0	0	0	0	0	0	0	14	0	0	14
\$1-\$999	1-999	0	0	0	0	0	0	0	5	0	0	5
\$1,000-\$4,999	1000-4999	0	0	0	0	0	0	0	0	0	0	0
\$5,000-\$9,999	5000-9999	0	0	0	0	0	0	0	0	0	0	0
\$10,000-\$99,995	10000-99995	0	0	0	0	0	0	0	0	0	0	0
Over \$99,995	99996	0	0	0	0	0	0	0	0	0	0	0
Don't know	99998	0	0	0	0	0	0	0	3	0	0	3
No answer	99999	0	0	0	0	0	0	0	11	0	0	11
Not applicable (Punch 2 in												
Col. 2494)	BK	13,626	354	7,542	353	5,907	1,606	2,992	2,871	2,832	2,817	40,900

N. Informal-alone-not-for-pay

[VAR: VALINFRM]

RESPONSE	PUNCH	YEAR								COL. 2637-2641		
		1972-82	1982B	1983-87	1987B	1988-91	1993	1994	1996	1998	2000	ALL
0	0	0	0	0	0	0	0	0	14	0	0	14
\$1-\$999	1-999	0	0	0	0	0	0	0	10	0	0	10
\$1,000-\$4,999	1000-4999	0	0	0	0	0	0	0	1	0	0	1
\$5,000-\$9,999	5000-9999	0	0	0	0	0	0	0	0	0	0	0
\$10,000-\$99,995	10000-99995	0	0	0	0	0	0	0	0	0	0	0
Over \$99,995	99996	0	0	0	0	0	0	0	0	0	0	0
Don't know	99998	0	0	0	0	0	0	0	3	0	0	3
No answer	99999	0	0	0	0	0	0	0	9	0	0	9
Not applicable (Punch 2 in												
Col. 2495)	BK	13,626	354	7,542	353	5,907	1,606	2,992	2,867	2,832	2,817	40,896

O. Other (SPECIFY)

[VAR: VALOTH]

RESPONSE	PUNCH	YEAR								COL. 2642-2646		
		1972-82	1982B	1983-87	1987B	1988-91	1993	1994	1996	1998	2000	ALL
0	0	0	0	0	0	0	0	0	39	0	0	39
\$1-\$999	1-999	0	0	0	0	0	0	0	30	0	0	30
\$1,000-\$4,999	1000-4999	0	0	0	0	0	0	0	0	0	0	0
\$5,000-\$9,999	5000-9999	0	0	0	0	0	0	0	0	0	0	0
\$10,000-\$99,995	10000-99995	0	0	0	0	0	0	0	1	0	0	1
Over \$99,995	99996	0	0	0	0	0	0	0	0	0	0	0
Don't know	99998	0	0	0	0	0	0	0	3	0	0	3
No answer	99999	0	0	0	0	0	0	0	24	0	0	24
Not applicable (Punch 2 in												
Col. 2496)	BK	13,626	354	7,542	353	5,907	1,606	2,992	2,807	2,832	2,817	40,836

REMARKS: These variables code exact number of dollars mentioned in cols. 2572-2646. The collapsed numbers above are for convenience of display only. Hand Card DZ contained question prompts A-O.

646. People help other people in ways besides giving money, time, or other things to organized groups. Sometimes people help needy people directly. During the past 12 months, did you or members of your family or household give money, food, or clothing to any of the following types of people?

A. The homeless or street-people

[VAR: HOMELESS]

RESPONSE	PUNCH	YEAR								COL. 2647		
		1972-82	1982B	1983-87	1987B	1988-91	1993	1994	1996	1998	2000	ALL
Yes	1	0	0	0	0	0	0	0	536	0	0	536
No	2	0	0	0	0	0	0	0	881	0	0	881
Don't know	8	0	0	0	0	0	0	0	8	0	0	8
No answer	9	0	0	0	0	0	0	0	19	0	0	19
Not applicable BK 13,626 354 7,542 353 5,907 1,606 2,992 1,460 2,832 2,817 39,489												

B. A needy neighbor

[VAR: NEEDYNEI]

RESPONSE	PUNCH	YEAR								COL. 2648		
		1972-82	1982B	1983-87	1987B	1988-91	1993	1994	1996	1998	2000	ALL
Yes	1	0	0	0	0	0	0	0	650	0	0	650
No	2	0	0	0	0	0	0	0	769	0	0	769
Don't know	8	0	0	0	0	0	0	0	6	0	0	6
No answer	9	0	0	0	0	0	0	0	19	0	0	19
Not applicable BK 13,626 354 7,542 353 5,907 1,606 2,992 1,460 2,832 2,817 39,489												

C. A needy relative

[VAR: NEEDYREL]

RESPONSE	PUNCH	YEAR										COL. 2649
		1972-82	1982B	1983-87	1987B	1988-91	1993	1994	1996	1998	2000	ALL
Yes	1	0	0	0	0	0	0	0	364	0	0	364
No	2	0	0	0	0	0	0	1,036	0	0	1,036	
Don't know	8	0	0	0	0	0	0	15	0	0	15	
No answer	9	0	0	0	0	0	0	29	0	0	29	
Not applicable	BK	13,626	354	7,542	353	5,907	1,606	2,992	1,460	2,832	2,817	39,489

D. A needy friend

[VAR: NEEDYFRD]

RESPONSE	PUNCH	YEAR										COL. 2650
		1972-82	1982B	1983-87	1987B	1988-91	1993	1994	1996	1998	2000	ALL
Yes	1	0	0	0	0	0	0	0	470	0	0	470
No	2	0	0	0	0	0	0	942	0	0	942	
Don't know	8	0	0	0	0	0	0	8	0	0	8	
No answer	9	0	0	0	0	0	0	24	0	0	24	
Not applicable	BK	13,626	354	7,542	353	5,907	1,606	2,992	1,460	2,832	2,817	39,489

E. Any other needy person

[VAR: NEEDYOTH]

RESPONSE	PUNCH	YEAR										COL. 2651
		1972-82	1982B	1983-87	1987B	1988-91	1993	1994	1996	1998	2000	ALL
Yes	1	0	0	0	0	0	0	0	694	0	0	694
No	2	0	0	0	0	0	0	721	0	0	721	
Don't know	8	0	0	0	0	0	0	7	0	0	7	
No answer	9	0	0	0	0	0	0	22	0	0	22	
Not applicable	BK	13,626	354	7,542	353	5,907	1,606	2,992	1,460	2,832	2,817	39,489

**1996 Topical Module: Mental Health
(Qs. 647-669E)**

IF FORM "X", ASK Q. 647

IF FORM "Y", GO TO INSTRUCTIONS BEFORE Q. 648

647. Problems often come up in life. Sometimes they're personal problems -- people are very unhappy, or nervous and irritable all the time. Sometimes there are problems in a marriage -- a husband and wife just can't get along with each other. Or, sometimes it's a personal problem with a child or a job. I'd like to ask you a few questions now about what you think a person might do to handle problems like this.

For instance, let's suppose you had a lot of personal problems and you're very unhappy all the time. Let's suppose you've been that way for a long time, and it isn't getting any better. What do you think you'd do about it?

1. What R would do about the problem -- First mention.

[VAR: PROBFIX1]

RESPONSE	PUNCH	YEAR										COL. 2652-2653
		1972-82	1982B	1983-87	1987B	1988-91	1993	1994	1996	1998	2000	ALL
11	11	0	0	0	0	0	0	0	6	0	0	6
21	21	0	0	0	0	0	0	0	1	0	0	1
22	22	0	0	0	0	0	0	0	9	0	0	9
23	23	0	0	0	0	0	0	0	3	0	0	3
24	24	0	0	0	0	0	0	0	0	0	0	0
25	25	0	0	0	0	0	0	0	0	0	0	0
31	31	0	0	0	0	0	0	0	24	0	0	24
41	41	0	0	0	0	0	0	0	0	0	0	0
51	51	0	0	0	0	0	0	0	51	0	0	51
61	61	0	0	0	0	0	0	0	3	0	0	3
62	62	0	0	0	0	0	0	0	2	0	0	2
63	63	0	0	0	0	0	0	0	1	0	0	1
64	64	0	0	0	0	0	0	0	9	0	0	9
65	65	0	0	0	0	0	0	0	0	0	0	0
66	66	0	0	0	0	0	0	0	1	0	0	1
67	67	0	0	0	0	0	0	0	0	0	0	0
68	68	0	0	0	0	0	0	0	4	0	0	4
69	69	0	0	0	0	0	0	0	14	0	0	14
71	71	0	0	0	0	0	0	0	25	0	0	25
72	72	0	0	0	0	0	0	0	79	0	0	79
73	73	0	0	0	0	0	0	0	19	0	0	19
74	74	0	0	0	0	0	0	0	20	0	0	20
75	75	0	0	0	0	0	0	0	7	0	0	7
81	81	0	0	0	0	0	0	0	142	0	0	142
82	82	0	0	0	0	0	0	0	262	0	0	262
Don't know	98	0	0	0	0	0	0	0	27	0	0	27
No answer	99	0	0	0	0	0	0	0	27	0	0	27
Not applicable (Form 2) . .	BK	13,626	354	7,542	353	5,907	1,606	2,992	2,168	2,832	3,817	40,197

2. What R would do about the problem -- Second mention.

[VAR: PROBFIX2]

RESPONSE	PUNCH	YEAR										COL. 2654-2655
		1972-82	1982B	1983-87	1987B	1988-91	1993	1994	1996	1998	2000	ALL
11	11	0	0	0	0	0	0	0	1	0	0	1
21	21	0	0	0	0	0	0	0	1	0	0	1
22	22	0	0	0	0	0	0	0	9	0	0	9
23	23	0	0	0	0	0	0	0	0	0	0	0
24	24	0	0	0	0	0	0	0	0	0	0	0
25	25	0	0	0	0	0	0	0	0	0	0	0
26	26	0	0	0	0	0	0	0	1	0	0	1
31	31	0	0	0	0	0	0	0	7	0	0	7
41	41	0	0	0	0	0	0	0	1	0	0	1
51	51	0	0	0	0	0	0	0	23	0	0	23
61	61	0	0	0	0	0	0	0	6	0	0	6
62	62	0	0	0	0	0	0	0	3	0	0	3
63	63	0	0	0	0	0	0	0	1	0	0	1
64	64	0	0	0	0	0	0	0	7	0	0	7
65	65	0	0	0	0	0	0	0	0	0	0	0
66	66	0	0	0	0	0	0	0	0	0	0	0
67	67	0	0	0	0	0	0	0	0	0	0	0
68	68	0	0	0	0	0	0	0	2	0	0	2
69	69	0	0	0	0	0	0	0	12	0	0	12
71	71	0	0	0	0	0	0	0	18	0	0	18
72	72	0	0	0	0	0	0	0	54	0	0	54
73	73	0	0	0	0	0	0	0	7	0	0	7
74	74	0	0	0	0	0	0	0	13	0	0	13
75	75	0	0	0	0	0	0	0	6	0	0	6
81	81	0	0	0	0	0	0	0	119	0	0	119
82	82	0	0	0	0	0	0	0	136	0	0	136
Don't know	98	0	0	0	0	0	0	0	2	0	0	2
No answer	99	0	0	0	0	0	0	0	27	0	0	27
Not applicable (Form 2) . .	BK	13,626	354	7,542	353	5,907	1,606	2,992	2,448	2,832	2,817	40,477

3. What R would do about the problem -- Third mention.

[VAR: PROBFIX3]

RESPONSE	PUNCH	YEAR										COL. 2656-2657
		1972-82	1982B	1983-87	1987B	1988-91	1993	1994	1996	1998	2000	ALL
11	11	0	0	0	0	0	0	0	0	0	0	0
21	21	0	0	0	0	0	0	0	0	0	0	0
22	22	0	0	0	0	0	0	0	10	0	0	10
23	23	0	0	0	0	0	0	0	0	0	0	0
24	24	0	0	0	0	0	0	0	0	0	0	0
25	25	0	0	0	0	0	0	0	0	0	0	0
31	31	0	0	0	0	0	0	0	1	0	0	1
41	41	0	0	0	0	0	0	0	0	0	0	0
51	51	0	0	0	0	0	0	0	14	0	0	14
61	61	0	0	0	0	0	0	0	1	0	0	1
62	62	0	0	0	0	0	0	0	1	0	0	1
63	63	0	0	0	0	0	0	0	0	0	0	0
64	64	0	0	0	0	0	0	0	5	0	0	5
65	65	0	0	0	0	0	0	0	2	0	0	2
66	66	0	0	0	0	0	0	0	0	0	0	0
67	67	0	0	0	0	0	0	0	1	0	0	1
68	68	0	0	0	0	0	0	0	1	0	0	1
69	69	0	0	0	0	0	0	0	3	0	0	3
71	71	0	0	0	0	0	0	0	7	0	0	7
72	72	0	0	0	0	0	0	0	17	0	0	17
73	73	0	0	0	0	0	0	0	3	0	0	3
74	74	0	0	0	0	0	0	0	5	0	0	5
75	75	0	0	0	0	0	0	0	3	0	0	3
81	81	0	0	0	0	0	0	0	61	0	0	61
82	82	0	0	0	0	0	0	0	55	0	0	55
Don't know	98	0	0	0	0	0	0	0	2	0	0	2
No answer	99	0	0	0	0	0	0	0	28	0	0	28
Not applicable (Form 2) . .	BK	13,626	354	7,542	353	5,907	1,606	2,992	2,684	2,832	2,817	40,713

REMARKS: Please refer to Appendix D for an explanation of the above codes.

1. The sources of help R would seek -- First mention.

[VAR: PROBHL P1]

RESPONSE	PUNCH	YEAR										COL. 2658-2660	
		1972-82	1982B	1983-87	1987B	1988-91	1993	1994	1996	1998	2000	ALL	
100	100	0	0	0	0	0	0	0	16	0	0	16	
101	101	0	0	0	0	0	0	0	0	0	0	0	
102	102	0	0	0	0	0	0	0	0	0	0	0	
103	103	0	0	0	0	0	0	0	8	0	0	8	
104	104	0	0	0	0	0	0	0	1	0	0	1	
105	105	0	0	0	0	0	0	0	2	0	0	2	
106	106	0	0	0	0	0	0	0	27	0	0	27	
107	107	0	0	0	0	0	0	0	9	0	0	9	
108	108	0	0	0	0	0	0	0	2	0	0	2	
190	190	0	0	0	0	0	0	0	5	0	0	5	
200	200	0	0	0	0	0	0	0	51	0	0	51	
201	201	0	0	0	0	0	0	0	10	0	0	10	
202	202	0	0	0	0	0	0	0	1	0	0	1	
203	203	0	0	0	0	0	0	0	0	0	0	0	
290	290	0	0	0	0	0	0	0	2	0	0	2	
300	300	0	0	0	0	0	0	0	1	0	0	1	
301	301	0	0	0	0	0	0	0	0	0	0	0	
302	302	0	0	0	0	0	0	0	0	0	0	0	
303	303	0	0	0	0	0	0	0	0	0	0	0	
304	304	0	0	0	0	0	0	0	0	0	0	0	
390	390	0	0	0	0	0	0	0	2	0	0	2	
400	400	0	0	0	0	0	0	0	41	0	0	41	
401	401	0	0	0	0	0	0	0	3	0	0	3	
402	402	0	0	0	0	0	0	0	2	0	0	2	
403	403	0	0	0	0	0	0	0	27	0	0	27	
404	404	0	0	0	0	0	0	0	0	0	0	0	
405	405	0	0	0	0	0	0	0	0	0	0	0	
406	406	0	0	0	0	0	0	0	0	0	0	0	
407	407	0	0	0	0	0	0	0	0	0	0	0	
408	408	0	0	0	0	0	0	0	0	0	0	0	
409	409	0	0	0	0	0	0	0	0	0	0	0	
480	480	0	0	0	0	0	0	0	0	0	0	0	
490	490	0	0	0	0	0	0	0	14	0	0	14	
499	499	0	0	0	0	0	0	0	27	0	0	27	
500	500	0	0	0	0	0	0	0	25	0	0	25	
501	501	0	0	0	0	0	0	0	0	0	0	0	
502	502	0	0	0	0	0	0	0	8	0	0	8	
503	503	0	0	0	0	0	0	0	1	0	0	1	
504	504	0	0	0	0	0	0	0	0	0	0	0	
505	505	0	0	0	0	0	0	0	3	0	0	3	
506	506	0	0	0	0	0	0	0	158	0	0	158	
507	507	0	0	0	0	0	0	0	0	0	0	0	
508	508	0	0	0	0	0	0	0	0	0	0	0	
509	509	0	0	0	0	0	0	0	1	0	0	1	
590	590	0	0	0	0	0	0	0	1	0	0	1	
600	600	0	0	0	0	0	0	0	0	0	0	0	
601	601	0	0	0	0	0	0	0	0	0	0	0	
602	602	0	0	0	0	0	0	0	1	0	0	1	
603	603	0	0	0	0	0	0	0	0	0	0	0	
604	604	0	0	0	0	0	0	0	0	0	0	0	
605	605	0	0	0	0	0	0	0	0	0	0	0	
606	606	0	0	0	0	0	0	0	0	0	0	0	
607	607	0	0	0	0	0	0	0	0	0	0	0	
608	608	0	0	0	0	0	0	0	1	0	0	1	
690	690	0	0	0	0	0	0	0	3	0	0	3	
700	700	0	0	0	0	0	0	0	2	0	0	2	
800	800	0	0	0	0	0	0	0	6	0	0	6	
980	980	0	0	0	0	0	0	0	1	0	0	1	
Don't know	998	0	0	0	0	0	0	0	0	0	0	0	
No answer	999	0	0	0	0	0	0	0	274	0	0	274	
Not applicable (Form 2)	BK	13,626	354	7,542	353	5,907	1,606	2,992	2,168	2,832	2,817	40,197	

2. The sources of help R would seek -- Second mention.

[VAR: PROBHL P2]

RESPONSE	PUNCH	YEAR										COL. 2661-2663	
		1972-82	1982B	1983-87	1987B	1988-91	1993	1994	1996	1998	2000	ALL	
100	100	0	0	0	0	0	0	0	9	0	0	9	
101	101	0	0	0	0	0	0	0	0	0	0	0	
102	102	0	0	0	0	0	0	0	0	0	0	0	
103	103	0	0	0	0	0	0	0	2	0	0	2	
104	104	0	0	0	0	0	0	0	0	0	0	0	
105	105	0	0	0	0	0	0	0	0	0	0	0	
106	106	0	0	0	0	0	0	0	22	0	0	22	
107	107	0	0	0	0	0	0	0	1	0	0	1	
108	108	0	0	0	0	0	0	0	8	0	0	8	
190	190	0	0	0	0	0	0	0	2	0	0	2	
200	200	0	0	0	0	0	0	0	42	0	0	42	
201	201	0	0	0	0	0	0	0	5	0	0	5	
202	202	0	0	0	0	0	0	0	0	0	0	0	
203	203	0	0	0	0	0	0	0	0	0	0	0	
290	290	0	0	0	0	0	0	0	0	0	0	0	
300	300	0	0	0	0	0	0	0	0	0	0	0	
301	301	0	0	0	0	0	0	0	0	0	0	0	
302	302	0	0	0	0	0	0	0	0	0	0	0	
303	303	0	0	0	0	0	0	0	0	0	0	0	
304	304	0	0	0	0	0	0	0	0	0	0	0	
390	390	0	0	0	0	0	0	0	3	0	0	3	
400	400	0	0	0	0	0	0	0	30	0	0	30	
401	401	0	0	0	0	0	0	0	1	0	0	1	
402	402	0	0	0	0	0	0	0	1	0	0	1	
403	403	0	0	0	0	0	0	0	17	0	0	17	
404	404	0	0	0	0	0	0	0	0	0	0	0	
405	405	0	0	0	0	0	0	0	0	0	0	0	
406	406	0	0	0	0	0	0	0	1	0	0	1	
407	407	0	0	0	0	0	0	0	0	0	0	0	
408	408	0	0	0	0	0	0	0	0	0	0	0	
409	409	0	0	0	0	0	0	0	0	0	0	0	
480	480	0	0	0	0	0	0	0	0	0	0	0	
490	490	0	0	0	0	0	0	0	2	0	0	2	
499	499	0	0	0	0	0	0	0	5	0	0	5	
500	500	0	0	0	0	0	0	0	10	0	0	10	
501	501	0	0	0	0	0	0	0	0	0	0	0	
502	502	0	0	0	0	0	0	0	6	0	0	6	
503	503	0	0	0	0	0	0	0	1	0	0	1	
504	504	0	0	0	0	0	0	0	0	0	0	0	
505	505	0	0	0	0	0	0	0	4	0	0	4	
506	506	0	0	0	0	0	0	0	38	0	0	38	
507	507	0	0	0	0	0	0	0	0	0	0	0	
508	508	0	0	0	0	0	0	0	0	0	0	0	
509	509	0	0	0	0	0	0	0	0	0	0	0	
590	590	0	0	0	0	0	0	0	2	0	0	2	
600	600	0	0	0	0	0	0	0	0	0	0	0	
601	601	0	0	0	0	0	0	0	0	0	0	0	
602	602	0	0	0	0	0	0	0	1	0	0	1	
603	603	0	0	0	0	0	0	0	0	0	0	0	
604	604	0	0	0	0	0	0	0	1	0	0	1	
605	605	0	0	0	0	0	0	0	1	0	0	1	
606	606	0	0	0	0	0	0	0	0	0	0	0	
607	607	0	0	0	0	0	0	0	0	0	0	0	
608	608	0	0	0	0	0	0	0	0	0	0	0	
690	690	0	0	0	0	0	0	0	1	0	0	1	
700	700	0	0	0	0	0	0	0	5	0	0	5	
800	800	0	0	0	0	0	0	0	3	0	0	3	
Don't know	998	0	0	0	0	0	0	0	0	0	0	0	
No answer	999	0	0	0	0	0	0	0	41	0	0	41	
Not applicable (Form 2)	BK	13,626	354	7,542	353	5,907	1,606	2,992	2,639	2,832	2,817	40,688	

3. The sources of help R would seek -- Third mention.

[VAR: PROBHL P3]

RESPONSE	PUNCH	YEAR										COL. 2664-2666
		1972-82	1982B	1983-87	1987B	1988-91	1993	1994	1996	1998	2000	ALL
100	100	0	0	0	0	0	0	0	7	0	0	7
101	101	0	0	0	0	0	0	0	1	0	0	1
102	102	0	0	0	0	0	0	0	0	0	0	0
103	103	0	0	0	0	0	0	0	0	0	0	0
104	104	0	0	0	0	0	0	0	1	0	0	1
105	105	0	0	0	0	0	0	0	0	0	0	0
106	106	0	0	0	0	0	0	0	9	0	0	9
107	107	0	0	0	0	0	0	0	1	0	0	1
108	108	0	0	0	0	0	0	0	6	0	0	6
190	190	0	0	0	0	0	0	0	4	0	0	4
200	200	0	0	0	0	0	0	0	11	0	0	11
201	201	0	0	0	0	0	0	0	3	0	0	3
202	202	0	0	0	0	0	0	0	0	0	0	0
203	203	0	0	0	0	0	0	0	0	0	0	0
290	290	0	0	0	0	0	0	0	1	0	0	1
300	300	0	0	0	0	0	0	0	0	0	0	0
301	301	0	0	0	0	0	0	0	0	0	0	0
302	302	0	0	0	0	0	0	0	0	0	0	0
303	303	0	0	0	0	0	0	0	0	0	0	0
304	304	0	0	0	0	0	0	0	0	0	0	0
390	390	0	0	0	0	0	0	0	2	0	0	2
400	400	0	0	0	0	0	0	0	10	0	0	10
401	401	0	0	0	0	0	0	0	2	0	0	2
402	402	0	0	0	0	0	0	0	0	0	0	0
403	403	0	0	0	0	0	0	0	7	0	0	7
404	404	0	0	0	0	0	0	0	0	0	0	0
405	405	0	0	0	0	0	0	0	0	0	0	0
406	406	0	0	0	0	0	0	0	0	0	0	0
407	407	0	0	0	0	0	0	0	0	0	0	0
408	408	0	0	0	0	0	0	0	0	0	0	0
409	409	0	0	0	0	0	0	0	0	0	0	0
480	480	0	0	0	0	0	0	0	0	0	0	0
490	490	0	0	0	0	0	0	0	2	0	0	2
499	499	0	0	0	0	0	0	0	4	0	0	4
500	500	0	0	0	0	0	0	0	4	0	0	4
501	501	0	0	0	0	0	0	0	0	0	0	0
502	502	0	0	0	0	0	0	0	1	0	0	1
503	503	0	0	0	0	0	0	0	0	0	0	0
504	504	0	0	0	0	0	0	0	0	0	0	0
505	505	0	0	0	0	0	0	0	0	0	0	0
506	506	0	0	0	0	0	0	0	9	0	0	9
507	507	0	0	0	0	0	0	0	0	0	0	0
508	508	0	0	0	0	0	0	0	0	0	0	0
509	509	0	0	0	0	0	0	0	0	0	0	0
600	600	0	0	0	0	0	0	0	0	0	0	0
601	601	0	0	0	0	0	0	0	0	0	0	0
602	602	0	0	0	0	0	0	0	0	0	0	0
603	603	0	0	0	0	0	0	0	0	0	0	0
604	604	0	0	0	0	0	0	0	0	0	0	0
605	605	0	0	0	0	0	0	0	1	0	0	1
606	606	0	0	0	0	0	0	0	0	0	0	0
607	607	0	0	0	0	0	0	0	0	0	0	0
608	608	0	0	0	0	0	0	0	0	0	0	0
690	690	0	0	0	0	0	0	0	2	0	0	2
700	700	0	0	0	0	0	0	0	3	0	0	3
800	800	0	0	0	0	0	0	0	3	0	0	3
Don't know	998	0	0	0	0	0	0	0	0	0	0	0
No answer	999	0	0	0	0	0	0	0	38	0	0	38
Not applicable (Form 2)	BK	13,626	354	7,542	353	5,907	1,606	2,992	2,772	2,832	2,817	40,801

REMARKS: Please refer to Appendix D for an explanation of the above codes.

**TURN TO FACESHEET INSIDE FRONT COVER AND TEAR OFF VIGNETTE SECTION.
WRITE VIGNETTE ID HERE**

648. Next I'm going to describe a person -- lets call him/her (REFER TO NAME IN VIGNETTE). After I read a description of him/her I'll ask you some questions about how you think and feel about him/her. There are no right or wrong answers. I'm only interested in what you think of NAME.

INTERVIEWER: READ SELECTED VIGNETTE, THEN GIVE VIGNETTE CARD TO R FOR REFERENCE.

[VAR: VIGVERSN]

RESPONSE	PUNCH	YEAR								COL. 2667-2668		
		1972-82	1982B	1983-87	1987B	1988-91	1993	1994	1996	1998	2000	ALL
1-18 (A's)	1-18	0	0	0	0	0	0	0	280	0	0	280
19-36 (B's)	19-36	0	0	0	0	0	0	0	300	0	0	300
37-54 (C's)	37-54	0	0	0	0	0	0	0	301	0	0	301
55-72 (D's)	55-72	0	0	0	0	0	0	0	292	0	0	292
73-90 (E's)	73-90	0	0	0	0	0	0	0	271	0	0	271
Not applicable	BK	13,626	354	7,542	353	5,907	1,606	2,992	1,460	2,832	2,817	39,489

Vignette wording:

(Alcohol dependence)

[John/Juan/Mary/Maria] is a [white/African American/Hispanic] [man/woman] with an [eighth grade/high school/college] education. During the last month [John/Juan/Mary/Maria] has started to drink more than his/her usual amount of alcohol. In fact, he/she has noticed that he/she needs to drink twice as much as he/she used to get the same effect. Several times, he/she has tried to cut down, or stop drinking, but he/she can't. Each time he/she has tried to cut down, he/she became very agitated, sweaty and he/she couldn't sleep, so he/she took another drink. His/Her family has complained that he/she is often hungover, and has become unreliable -- making plans one day, and canceling them the next.

(Major depression)

[John/Juan/Mary/Maria] is a [white/African American/Hispanic] [man/woman] with an [eighth grade/high school/college] education. For the past two weeks [John/Juan/Mary/Maria] has been feeling really down. He/She wakes up in the morning with a flat heavy feeling that sticks with him/her all day long. He/She isn't enjoying things the way he/she normally would. In fact nothing gives him/her pleasure. Even when good things happen, they don't seem to make [John/Juan/Mary/Maria] happy. He/She pushes on through his/her days, but it is really hard. The smallest tasks are difficult to accomplish. He/She finds it hard to concentrate on anything. He/She feels out of energy and out of steam. And even though [John/Juan/Mary/Maria] feels tired, when night comes he/she can't go to sleep. [John/Juan/Mary/Maria] feels pretty worthless, and very discouraged. [John's/Juan's/Mary's/Maria's] family has noticed that he/she hasn't been himself/herself for about the last month and that he/she has pulled away from them. [John/Juan/Mary/Maria] just doesn't feel like talking.

(Schizophrenia)

[John/Juan/Mary/Maria] is a [white/African American/Hispanic] [man/woman] with an [eighth grade/high school/college] education. Up until a year ago, life was pretty okay for [John/Juan/Mary/Maria]. But then, things started to change. He/She thought that people around him/her were making disapproving comments, and talking behind his/her back. [John/Juan/Mary/Maria] was convinced that people were spying on him/her and that they could hear what he/she was thinking. [John/Juan/Mary/Maria] lost his/her drive to participate in his/her usual work and family activities and retreated to his/her home, eventually spending most of his/her day in his/her room. [John/Juan/Mary/Maria] was hearing voices even though no one else was around. These voices told him/her what do and what to think. He/She has been living this way for six months.

(Drug problem)

[John/Juan/Mary/Maria] is a [white/African American/Hispanic] [man/woman] with an [eighth grade/high school/college] education. A year ago [John/Juan/Mary/Maria] sniffed cocaine for the first time with friends at a party. During the last few months he/she has been snorting it in binges that last several days at a time. He/She has lost weight and often experiences chills when bingeing. [John/Juan/Mary/Maria] has spent his/her savings to buy cocaine. When [John's/Juan's/Mary's/Maria's] friends try to talk about the changes they see, he/she becomes angry and storms out. Friends and family have also noticed missing possessions and suspect [John/Juan/Mary/Maria] has stolen them. He/She has tried to stop snorting cocaine, but can't. Each time he/she tries to stop he/she feels very tired, depressed and unable to sleep. He/She lost his/her job a month ago, after not showing up for work.

(No problem)

[John/Juan/Mary/Maria] is a [white/African American/Hispanic] [man/woman] with an [eighth grade/high school/college education]. Up until a year ago, life was pretty okay for [John/Juan/Mary/Maria]. While nothing much was going wrong in [John's/Juan's/Mary's/Maria's] life he/she sometimes feels worried, a little sad, or has trouble sleeping at night. [John/Juan/Mary/Maria] feels that at times things bother him/her more than they bother other people and that when things go wrong, he/she sometimes gets nervous or annoyed. Otherwise [John/Juan/Mary/Maria] is getting along pretty well. He/She enjoys being with other people and although [John/Juan/Mary/Maria] sometimes argues with his/her family, [John/Juan/Mary/Maria] has been getting along pretty well with his/her family.

Vignette number coding:

#: gender/race/education/problem

gender: m= male, f= female

race: w= white, a= african american, h= hispanic

education: e= eighth grade, h= high school, c= college

problem: a= alcohol dependence, m= major depression, s= schizophrenia, d= drug problem, n= no problem

Alcohol Major

<u>Dependence</u>	<u>Depression</u>	<u>Schizophrenia</u>	<u>Drug Problem</u>	<u>No Problem</u>
1: m, w, e, a	19: m, w, e, m	37: m, w, e, s	55: m, w, e, d	73: m, w, e, n
2: m, a, e, a	20: m, a, e, m	38: m, a, e, s	56: m, a, e, d	74: m, a, e, n
3: m, h, e, a	21: m, h, e, m	39: m, h, e, s	57: m, h, e, d	75: m, h, e, n
4: m, w, h, a	22: m, w, h, m	40: m, w, h, s	58: m, w, h, d	76: m, w, h, n
5: m, a, h, a	23: m, a, h, m	41: m, a, h, s	59: m, a, h, d	77: m, a, h, n
6: m, h, h, a	24: m, h, h, m	42: m, h, h, s	60: m, h, h, d	78: m, h, h, n
7: m, w, c, a	25: m, w, c, m	43: m, w, c, s	61: m, w, c, d	79: m, w, c, n
8: m, a, c, a	26: m, a, c, m	44: m, a, c, s	62: m, a, c, d	80: m, a, c, n
9: m, h, c, a	27: m, h, c, m	45: m, h, c, s	63: m, h, c, d	81: m, h, c, n
10: f, w, e, a	28: f, w, e, m	46: f, w, e, s	64: f, w, e, d	82: f, w, e, n
11: f, a, e, a	29: f, a, e, m	47: f, a, e, s	65: f, a, e, d	83: f, a, e, n
12: f, h, e, a	30: f, h, e, m	48: f, h, e, s	66: f, h, e, d	84: f, h, e, n
13: f, w, h, a	31: f, w, h, m	49: f, w, h, s	67: f, w, h, d	85: f, w, h, n
14: f, a, h, a	32: f, a, h, m	50: f, a, h, s	68: f, a, h, d	86: f, a, h, n
15: f, h, h, a	33: f, h, h, m	51: f, h, h, s	69: f, h, h, d	87: f, h, h, n
16: f, w, c, a	34: f, w, c, m	52: f, w, c, s	70: f, w, c, d	88: f, w, c, n
17: f, a, c, a	35: f, a, c, m	53: f, a, c, s	71: f, a, c, d	89: f, a, c, n
18: f, h, c, a	36: f, h, c, m	54: f, h, c, s	72: f, h, c, d	90: f, h, c, n

649. Please remember, there are no right or wrong answers to these questions. Please think about the person I just described when answering this group of questions. First, how serious would you consider NAME's problem to be -- very serious, somewhat serious, not very serious, or not at all serious?

[VAR: SERIOUSP]

RESPONSE	PUNCH	YEAR										COL. 2670
		1972-82	1982B	1983-87	1987B	1988-91	1993	1994	1996	1998	2000	ALL
Very serious	1	0	0	0	0	0	0	0	899	0	0	899
Somewhat serious	2	0	0	0	0	0	0	0	308	0	0	308
Not very serious	3	0	0	0	0	0	0	0	148	0	0	148
Not at all serious	4	0	0	0	0	0	0	0	65	0	0	65
Don't know	8	0	0	0	0	0	0	0	9	0	0	9
No answer	9	0	0	0	0	0	0	0	15	0	0	15
Not applicable	BK	13,626	354	7,542	353	5,907	1,606	2,992	1,460	2,832	2,817	39,489

650. In your opinion, how likely is it that NAME's situation might be caused by (READ a-f) -- very likely, somewhat likely, not very likely, or not at all likely?

A. His/her own bad character

[VAR: CHARACTER]

RESPONSE	PUNCH	YEAR										COL. 2671
		1972-82	1982B	1983-87	1987B	1988-91	1993	1994	1996	1998	2000	ALL
Very likely	1	0	0	0	0	0	0	0	239	0	0	239
Somewhat likely	2	0	0	0	0	0	0	0	391	0	0	391
Not very likely	3	0	0	0	0	0	0	0	443	0	0	443
Not at all likely	4	0	0	0	0	0	0	0	304	0	0	304
Don't know	8	0	0	0	0	0	0	0	50	0	0	50
No answer	9	0	0	0	0	0	0	0	17	0	0	17
Not applicable	BK	13,626	354	7,542	353	5,907	1,606	2,992	1,460	2,832	2,817	39,489

B. A chemical imbalance in the brain

[VAR: IMBALNCE]

RESPONSE	PUNCH	YEAR										COL. 2672
		1972-82	1982B	1983-87	1987B	1988-91	1993	1994	1996	1998	2000	ALL
Very likely	1	0	0	0	0	0	0	0	296	0	0	296
Somewhat likely	2	0	0	0	0	0	0	0	536	0	0	536
Not very likely	3	0	0	0	0	0	0	0	299	0	0	299
Not at all likely	4	0	0	0	0	0	0	0	198	0	0	198
Don't know	8	0	0	0	0	0	0	0	101	0	0	101
No answer	9	0	0	0	0	0	0	0	14	0	0	14
Not applicable	BK	13,626	354	7,542	353	5,907	1,606	2,992	1,460	2,832	2,817	39,489

C. The way (s/he) was raised

[VAR: WAYRAISE]

RESPONSE	PUNCH	YEAR										COL. 2673
		1972-82	1982B	1983-87	1987B	1988-91	1993	1994	1996	1998	2000	ALL
Very likely	1	0	0	0	0	0	0	0	149	0	0	149
Somewhat likely	2	0	0	0	0	0	0	0	552	0	0	552
Not very likely	3	0	0	0	0	0	0	0	420	0	0	420
Not at all likely	4	0	0	0	0	0	0	0	245	0	0	245
Don't know	8	0	0	0	0	0	0	0	60	0	0	60
No answer	9	0	0	0	0	0	0	0	18	0	0	18
Not applicable	BK	13,626	354	7,542	353	5,907	1,606	2,992	1,460	2,832	2,817	39,489

D. Stressful circumstances in his/her life

[VAR: STRESSES]

RESPONSE	PUNCH	YEAR										COL. 2674
		1972-82	1982B	1983-87	1987B	1988-91	1993	1994	1996	1998	2000	ALL
Very likely	1	0	0	0	0	0	0	0	523	0	0	523
Somewhat likely	2	0	0	0	0	0	0	0	706	0	0	706
Not very likely	3	0	0	0	0	0	0	0	102	0	0	102
Not at all likely	4	0	0	0	0	0	0	0	57	0	0	57
Don't know	8	0	0	0	0	0	0	0	40	0	0	40
No answer	9	0	0	0	0	0	0	0	16	0	0	16
Not applicable	BK	13,626	354	7,542	353	5,907	1,606	2,992	1,460	2,832	2,817	39,489

E. A genetic or inherited problem

[VAR: GENETICS]

RESPONSE	PUNCH	YEAR										COL. 2675
		1972-82	1982B	1983-87	1987B	1988-91	1993	1994	1996	1998	2000	ALL
Very likely	1	0	0	0	0	0	0	0	155	0	0	155
Somewhat likely	2	0	0	0	0	0	0	0	507	0	0	507
Not very likely	3	0	0	0	0	0	0	0	419	0	0	419
Not at all likely	4	0	0	0	0	0	0	0	269	0	0	269
Don't know	8	0	0	0	0	0	0	0	78	0	0	78
No answer	9	0	0	0	0	0	0	0	16	0	0	16
Not applicable	BK	13,626	354	7,542	353	5,907	1,606	2,992	1,460	2,832	2,817	39,489

F. God's will

[VAR: GODSWILL]

RESPONSE	PUNCH	YEAR										COL. 2676
		1972-82	1982B	1983-87	1987B	1988-91	1993	1994	1996	1998	2000	ALL
Very likely	1	0	0	0	0	0	0	0	67	0	0	67
Somewhat likely	2	0	0	0	0	0	0	0	134	0	0	134
Not very likely	3	0	0	0	0	0	0	0	334	0	0	334
Not at all likely	4	0	0	0	0	0	0	0	827	0	0	827
Don't know	8	0	0	0	0	0	0	0	66	0	0	66
No answer	9	0	0	0	0	0	0	0	16	0	0	16
Not applicable	BK	13,626	354	7,542	353	5,907	1,606	2,992	1,460	2,832	2,817	39,489

651. In your opinion, how likely is it that NAME is experiencing (READ a-e) -- very likely, somewhat likely, not very likely, or not at all likely?
(In Part e, read only the phrase following the letter of the Vignette)

A. Part of the normal ups and downs of life

[VAR: UPSDOWNS]

RESPONSE	PUNCH	YEAR										COL. 2677
		1972-82	1982B	1983-87	1987B	1988-91	1993	1994	1996	1998	2000	ALL
Very likely	1	0	0	0	0	0	0	0	425	0	0	425
Somewhat likely	2	0	0	0	0	0	0	0	462	0	0	462
Not very likely	3	0	0	0	0	0	0	0	305	0	0	305
Not at all likely	4	0	0	0	0	0	0	0	211	0	0	211
Don't know	8	0	0	0	0	0	0	0	17	0	0	17
No answer	9	0	0	0	0	0	0	0	24	0	0	24
Not applicable	BK	13,626	354	7,542	353	5,907	1,606	2,992	1,460	2,832	2,817	39,489

B. A nervous breakdown

[VAR: BREAKDWN]

RESPONSE	PUNCH	YEAR										COL. 2678
		1972-82	1982B	1983-87	1987B	1988-91	1993	1994	1996	1998	2000	ALL
Very likely	1	0	0	0	0	0	0	0	249	0	0	249
Somewhat likely	2	0	0	0	0	0	0	0	501	0	0	501
Not very likely	3	0	0	0	0	0	0	0	411	0	0	411
Not at all likely	4	0	0	0	0	0	0	0	207	0	0	207
Don't know	8	0	0	0	0	0	0	0	52	0	0	52
No answer	9	0	0	0	0	0	0	0	24	0	0	24
Not applicable	BK	13,626	354	7,542	353	5,907	1,606	2,992	1,460	2,832	2,817	39,489

C. A mental illness

[VAR: MENTLILL]

RESPONSE	PUNCH	YEAR										COL. 2679
		1972-82	1982B	1983-87	1987B	1988-91	1993	1994	1996	1998	2000	ALL
Very likely	1	0	0	0	0	0	0	0	285	0	0	285
Somewhat likely	2	0	0	0	0	0	0	0	460	0	0	460
Not very likely	3	0	0	0	0	0	0	0	395	0	0	395
Not at all likely	4	0	0	0	0	0	0	0	216	0	0	216
Don't know	8	0	0	0	0	0	0	0	64	0	0	64
No answer	9	0	0	0	0	0	0	0	24	0	0	24
Not applicable	BK	13,626	354	7,542	353	5,907	1,606	2,992	1,460	2,832	2,817	39,489

D. A physical illness

[VAR: PHYSILL]

RESPONSE	PUNCH	YEAR										COL. 2680
		1972-82	1982B	1983-87	1987B	1988-91	1993	1994	1996	1998	2000	ALL
Very likely	1	0	0	0	0	0	0	0	203	0	0	203
Somewhat likely	2	0	0	0	0	0	0	0	512	0	0	512
Not very likely	3	0	0	0	0	0	0	0	422	0	0	422
Not at all likely	4	0	0	0	0	0	0	0	223	0	0	223
Don't know	8	0	0	0	0	0	0	0	54	0	0	54
No answer	9	0	0	0	0	0	0	0	30	0	0	30
Not applicable	BK	13,626	354	7,542	353	5,907	1,606	2,992	1,460	2,832	2,817	39,489

E. REFER TO VIGNETTE ID, CHECK BELOW AND READ ONLY 1 PHRASE OF THE FOLLOWING:

- Vignette A: alcohol dependence
- Vignette B: a major depression
- Vignette C: schizophrenia
- Vignette D: a drug problem
- Vignette E: **GO TO Q. 652**

[VAR: VIGLABEL]

RESPONSE	PUNCH	YEAR										COL. 2681
		1972-82	1982B	1983-87	1987B	1988-91	1993	1994	1996	1998	2000	ALL
Very likely	1	0	0	0	0	0	0	0	766	0	0	766
Somewhat likely	2	0	0	0	0	0	0	0	248	0	0	248
Not very likely	3	0	0	0	0	0	0	0	55	0	0	55
Not at all likely	4	0	0	0	0	0	0	0	27	0	0	27
Don't know	8	0	0	0	0	0	0	0	74	0	0	74
No answer (Includes Vignette E)	9	0	0	0	0	0	0	0	274	0	0	274
Not applicable	BK	13,626	354	7,542	353	5,907	1,606	2,992	1,460	2,832	2,817	39,489

REMARKS: Respondents who were asked Vignette E are included in the "No answer" response category.

652. In your opinion, how able is NAME to make his/her own decisions about the treatment s/he should receive -- very able, somewhat able, not very able or not able at all?

[VAR: DECTREAT]

RESPONSE	PUNCH	YEAR										COL. 2682
		1972-82	1982B	1983-87	1987B	1988-91	1993	1994	1996	1998	2000	ALL
Very able	1	0	0	0	0	0	0	0	294	0	0	294
Somewhat able	2	0	0	0	0	0	0	0	422	0	0	422
Not very able	3	0	0	0	0	0	0	0	445	0	0	445
Not able at all	4	0	0	0	0	0	0	0	241	0	0	241
Don't know	8	0	0	0	0	0	0	0	28	0	0	28
No answer	9	0	0	0	0	0	0	0	14	0	0	14
Not applicable	BK	13,626	354	7,542	353	5,907	1,606	2,992	1,460	2,832	2,817	39,489

653. In your opinion, how able is NAME to make his/her own decisions about managing his/her own money -- very able, somewhat able, not very able or not able at all?

[VAR: DECMONEY]

RESPONSE	PUNCH	YEAR										COL. 2683
		1972-82	1982B	1983-87	1987B	1988-91	1993	1994	1996	1998	2000	ALL
Very able	1	0	0	0	0	0	0	0	281	0	0	281
Somewhat able	2	0	0	0	0	0	0	0	384	0	0	384
Not very able	3	0	0	0	0	0	0	0	429	0	0	429
Not able at all	4	0	0	0	0	0	0	0	292	0	0	292
Don't know	8	0	0	0	0	0	0	0	43	0	0	43
No answer	9	0	0	0	0	0	0	0	15	0	0	15
Not applicable	BK	13,626	354	7,542	353	5,907	1,606	2,992	1,460	2,832	2,817	39,489

654. In your opinion, how likely is it that NAME' s situation will improve on its own -- very likely, somewhat likely, somewhat unlikely, or not likely at all?

[VAR: IMPRVOWN]

RESPONSE	PUNCH	YEAR										COL. 2684
		1972-82	1982B	1983-87	1987B	1988-91	1993	1994	1996	1998	2000	ALL
Very likely	1	0	0	0	0	0	0	0	137	0	0	137
Somewhat likely	2	0	0	0	0	0	0	0	256	0	0	256
Somewhat unlikely	3	0	0	0	0	0	0	0	335	0	0	335
Not likely at all	4	0	0	0	0	0	0	0	668	0	0	668
Don't know	8	0	0	0	0	0	0	0	34	0	0	34
No answer	9	0	0	0	0	0	0	0	14	0	0	14
Not applicable	BK	13,626	354	7,542	353	5,907	1,606	2,992	1,460	2,832	2,817	39,489

655. In your opinion, how likely is it that NAME' s situation will improve with treatment -- very likely, somewhat likely, somewhat unlikely, or not likely at all?

[VAR: IMPRVTRT]

RESPONSE	PUNCH	YEAR										COL. 2685
		1972-82	1982B	1983-87	1987B	1988-91	1993	1994	1996	1998	2000	ALL
Very likely	1	0	0	0	0	0	0	0	690	0	0	690
Somewhat likely	2	0	0	0	0	0	0	0	590	0	0	590
Somewhat unlikely	3	0	0	0	0	0	0	0	53	0	0	53
Not likely at all	4	0	0	0	0	0	0	0	50	0	0	50
Don't know	8	0	0	0	0	0	0	0	42	0	0	42
No answer	9	0	0	0	0	0	0	0	19	0	0	19
Not applicable	BK	13,626	354	7,542	353	5,907	1,606	2,992	1,460	2,832	2,817	39,489

656. How willing would you be (READ a-f) -- definitely willing, probably willing, probably unwilling, or definitely unwilling?

A. To move next door to NAME?

[VAR: VIGNEI]

RESPONSE	PUNCH	YEAR										COL. 2686
		1972-82	1982B	1983-87	1987B	1988-91	1993	1994	1996	1998	2000	ALL
Definitely willing	1	0	0	0	0	0	0	0	260	0	0	260
Probably willing	2	0	0	0	0	0	0	0	586	0	0	586
Probably unwilling	3	0	0	0	0	0	0	0	320	0	0	320
Definitely unwilling	4	0	0	0	0	0	0	0	206	0	0	206
Don't know	8	0	0	0	0	0	0	0	51	0	0	51
No answer	9	0	0	0	0	0	0	0	21	0	0	21
Not applicable	BK	13,626	354	7,542	353	5,907	1,606	2,992	1,460	2,832	2,817	39,489

B. To spend an evening socializing with NAME?

[VAR: VIGSOC]

RESPONSE	PUNCH	YEAR										COL. 2687
		1972-82	1982B	1983-87	1987B	1988-91	1993	1994	1996	1998	2000	ALL
Definitely willing	1	0	0	0	0	0	0	0	212	0	0	212
Probably willing	2	0	0	0	0	0	0	0	540	0	0	540
Probably unwilling	3	0	0	0	0	0	0	0	344	0	0	344
Definitely unwilling	4	0	0	0	0	0	0	0	295	0	0	295
Don't know	8	0	0	0	0	0	0	0	31	0	0	31
No answer	9	0	0	0	0	0	0	0	22	0	0	22
Not applicable	BK	13,626	354	7,542	353	5,907	1,606	2,992	1,460	2,832	2,817	39,489

C. To make friends with NAME?

[VAR: VIGFRND]

RESPONSE	PUNCH	YEAR										COL. 2688
		1972-82	1982B	1983-87	1987B	1988-91	1993	1994	1996	1998	2000	ALL
Definitely willing	1	0	0	0	0	0	0	0	266	0	0	266
Probably willing	2	0	0	0	0	0	0	0	657	0	0	657
Probably unwilling	3	0	0	0	0	0	0	0	274	0	0	274
Definitely unwilling	4	0	0	0	0	0	0	0	178	0	0	178
Don't know	8	0	0	0	0	0	0	0	45	0	0	45
No answer	9	0	0	0	0	0	0	0	24	0	0	24
Not applicable	BK	13,626	354	7,542	353	5,907	1,606	2,992	1,460	2,832	2,817	39,489

D. To have NAME start working closely with you on a job?

[VAR: VIGWORK]

RESPONSE	PUNCH	YEAR										COL. 2689
		1972-82	1982B	1983-87	1987B	1988-91	1993	1994	1996	1998	2000	ALL
Definitely willing	1	0	0	0	0	0	0	0	146	0	0	146
Probably willing	2	0	0	0	0	0	0	0	420	0	0	420
Probably unwilling	3	0	0	0	0	0	0	0	380	0	0	380
Definitely unwilling	4	0	0	0	0	0	0	0	410	0	0	410
Don't know	8	0	0	0	0	0	0	0	66	0	0	66
No answer	9	0	0	0	0	0	0	0	22	0	0	22
Not applicable	BK	13,626	354	7,542	353	5,907	1,606	2,992	1,460	2,832	2,817	39,489

E. To have a group home for people like NAME opened in your neighborhood?

[VAR: VIGGRP]

RESPONSE	PUNCH	YEAR										COL. 2690
		1972-82	1982B	1983-87	1987B	1988-91	1993	1994	1996	1998	2000	ALL
Definitely willing	1	0	0	0	0	0	0	0	263	0	0	263
Probably willing	2	0	0	0	0	0	0	0	572	0	0	572
Probably unwilling	3	0	0	0	0	0	0	0	272	0	0	272
Definitely unwilling	4	0	0	0	0	0	0	0	237	0	0	237
Don't know	8	0	0	0	0	0	0	0	74	0	0	74
No answer	9	0	0	0	0	0	0	0	26	0	0	26
Not applicable	BK	13,626	354	7,542	353	5,907	1,606	2,992	1,460	2,832	2,817	39,489

F. To have NAME marry into your family?

[VAR: VIGMAR]

RESPONSE	PUNCH	YEAR										COL. 2691
		1972-82	1982B	1983-87	1987B	1988-91	1993	1994	1996	1998	2000	ALL
Definitely willing	1	0	0	0	0	0	0	0	105	0	0	105
Probably willing	2	0	0	0	0	0	0	0	307	0	0	307
Probably unwilling	3	0	0	0	0	0	0	0	379	0	0	379
Definitely unwilling	4	0	0	0	0	0	0	0	530	0	0	530
Don't know	8	0	0	0	0	0	0	0	97	0	0	97
No answer	9	0	0	0	0	0	0	0	26	0	0	26
Not applicable	BK	13,626	354	7,542	353	5,907	1,606	2,992	1,460	2,832	2,817	39,489

657. In your opinion, how likely is it NAME would do something violent toward other people? Is it:

[VAR: HURTOTH]

RESPONSE	PUNCH	YEAR										COL. 2692
		1972-82	1982B	1983-87	1987B	1988-91	1993	1994	1996	1998	2000	ALL
Very likely	1	0	0	0	0	0	0	0	231	0	0	231
Somewhat likely	2	0	0	0	0	0	0	0	487	0	0	487
Not very likely	3	0	0	0	0	0	0	0	427	0	0	427
Not likely at all	4	0	0	0	0	0	0	0	187	0	0	187
Don't know	8	0	0	0	0	0	0	0	91	0	0	91
No answer	9	0	0	0	0	0	0	0	21	0	0	21
Not applicable	BK	13,626	354	7,542	353	5,907	1,606	2,992	1,460	2,832	2,817	39,489

658. In your opinion, how likely is it NAME would do something violent toward him/herself? Is it:

ALLOWED DEFINITION: violent toward self: suicide, not eating, wandering in traffic, self-mutilation

[VAR: HURTSELF]

RESPONSE	PUNCH	YEAR										COL. 2693
		1972-82	1982B	1983-87	1987B	1988-91	1993	1994	1996	1998	2000	ALL
Very likely	1	0	0	0	0	0	0	0	408	0	0	408
Somewhat likely	2	0	0	0	0	0	0	0	585	0	0	585
Not very likely	3	0	0	0	0	0	0	0	256	0	0	256
Not likely at all	4	0	0	0	0	0	0	0	111	0	0	111
Don't know	8	0	0	0	0	0	0	0	67	0	0	67
No answer	9	0	0	0	0	0	0	0	17	0	0	17
Not applicable	BK	13,626	354	7,542	353	5,907	1,606	2,992	1,460	2,832	2,817	39,489

659. Should NAME do any of the following:

A. Talk things over with family and friends

[VAR: TLKFAM]

RESPONSE	PUNCH	YEAR										COL. 2694
		1972-82	1982B	1983-87	1987B	1988-91	1993	1994	1996	1998	2000	ALL
Yes	1	0	0	0	0	0	0	0	1,355	0	0	1,355
No	2	0	0	0	0	0	0	0	54	0	0	54
Don't know	8	0	0	0	0	0	0	0	13	0	0	13
No answer	9	0	0	0	0	0	0	0	22	0	0	22
Not applicable	BK	13,626	354	7,542	353	5,907	1,606	2,992	1,460	2,832	2,817	39,489

B. Talk to a minister, priest, rabbi or other religious leader

[VAR: TLKCLRGY]

RESPONSE	PUNCH	YEAR										COL. 2695
		1972-82	1982B	1983-87	1987B	1988-91	1993	1994	1996	1998	2000	ALL
Yes	1	0	0	0	0	0	0	0	1,174	0	0	1,174
No	2	0	0	0	0	0	0	0	169	0	0	169
Don't know	8	0	0	0	0	0	0	0	70	0	0	70
No answer	9	0	0	0	0	0	0	0	31	0	0	31
Not applicable	BK	13,626	354	7,542	353	5,907	1,606	2,992	1,460	2,832	2,817	39,489

C. Go to a general medical doctor for help

[VAR: MEDDOC]

RESPONSE	PUNCH	YEAR										COL. 2696
		1972-82	1982B	1983-87	1987B	1988-91	1993	1994	1996	1998	2000	ALL
Yes	1	0	0	0	0	0	0	0	1,019	0	0	1,019
No	2	0	0	0	0	0	0	0	355	0	0	355
Don't know	8	0	0	0	0	0	0	0	43	0	0	43
No answer	9	0	0	0	0	0	0	0	27	0	0	27
Not applicable	BK	13,626	354	7,542	353	5,907	1,606	2,992	1,460	2,832	2,817	39,489

D. Go to a psychiatrist for help

[VAR: MENTLDOC]

RESPONSE	PUNCH	YEAR										COL. 2697
		1972-82	1982B	1983-87	1987B	1988-91	1993	1994	1996	1998	2000	ALL
Yes	1	0	0	0	0	0	0	0	954	0	0	954
No	2	0	0	0	0	0	0	0	379	0	0	379
Don't know	8	0	0	0	0	0	0	0	77	0	0	77
No answer	9	0	0	0	0	0	0	0	34	0	0	34
Not applicable	BK	13,626	354	7,542	353	5,907	1,606	2,992	1,460	2,832	2,817	39,489

E. Go to a therapist, or counselor, like a psychologist, social worker, or other mental health professional for help

[VAR: MENTLOTH]

RESPONSE	PUNCH	YEAR										COL. 2698
		1972-82	1982B	1983-87	1987B	1988-91	1993	1994	1996	1998	2000	ALL
Yes	1	0	0	0	0	0	0	0	1,169	0	0	1,169
No	2	0	0	0	0	0	0	0	204	0	0	204
Don't know	8	0	0	0	0	0	0	0	42	0	0	42
No answer	9	0	0	0	0	0	0	0	29	0	0	29
Not applicable	BK	13,626	354	7,542	353	5,907	1,606	2,992	1,460	2,832	2,817	39,489

F. Go to a spiritual or a natural healer for help

[VAR: SPHEALER]

RESPONSE	PUNCH	YEAR										COL. 2699
		1972-82	1982B	1983-87	1987B	1988-91	1993	1994	1996	1998	2000	ALL
Yes	1	0	0	0	0	0	0	0	293	0	0	293
No	2	0	0	0	0	0	0	0	1,011	0	0	1,011
Don't know	8	0	0	0	0	0	0	0	106	0	0	106
No answer	9	0	0	0	0	0	0	0	34	0	0	34
Not applicable	BK	13,626	354	7,542	353	5,907	1,606	2,992	1,460	2,832	2,817	39,489

G. Join a self-help group where people with similar problems help each other

[VAR: SELFHELP]

RESPONSE	PUNCH	YEAR										COL. 2700
		1972-82	1982B	1983-87	1987B	1988-91	1993	1994	1996	1998	2000	ALL
Yes	1	0	0	0	0	0	0	0	1,184	0	0	1,184
No	2	0	0	0	0	0	0	0	189	0	0	189
Don't know	8	0	0	0	0	0	0	0	40	0	0	40
No answer	9	0	0	0	0	0	0	0	31	0	0	31
Not applicable	BK	13,626	354	7,542	353	5,907	1,606	2,992	1,460	2,832	2,817	39,489

H. Take non-prescription medication, like over the counter sleeping pills.

[VAR: OTCMED]

RESPONSE	PUNCH	YEAR										COL. 2701 ALL
		1972-82	1982B	1983-87	1987B	1988-91	1993	1994	1996	1998	2000	
Yes	1	0	0	0	0	0	0	0	110	0	0	110
No	2	0	0	0	0	0	0	0	1,250	0	0	1,250
Don't know	8	0	0	0	0	0	0	0	52	0	0	52
No answer	9	0	0	0	0	0	0	0	32	0	0	32
Not applicable	BK	13,626	354	7,542	353	5,907	1,606	2,992	1,460	2,832	2,817	39,489

I. Take prescription medication.

[VAR: RXMED]

RESPONSE	PUNCH	YEAR										COL. 2702 ALL
		1972-82	1982B	1983-87	1987B	1988-91	1993	1994	1996	1998	2000	
Yes	1	0	0	0	0	0	0	0	788	0	0	788
No	2	0	0	0	0	0	0	0	513	0	0	513
Don't know	8	0	0	0	0	0	0	0	109	0	0	109
No answer	9	0	0	0	0	0	0	0	34	0	0	34
Not applicable	BK	13,626	354	7,542	353	5,907	1,606	2,992	1,460	2,832	2,817	39,489

J. Check into a mental hospital.

[VAR: MENTLHOS]

RESPONSE	PUNCH	YEAR										COL. 2703 ALL
		1972-82	1982B	1983-87	1987B	1988-91	1993	1994	1996	1998	2000	
Yes	1	0	0	0	0	0	0	0	441	0	0	441
No	2	0	0	0	0	0	0	0	836	0	0	836
Don't know	8	0	0	0	0	0	0	0	132	0	0	132
No answer	9	0	0	0	0	0	0	0	35	0	0	35
Not applicable	BK	13,626	354	7,542	353	5,907	1,606	2,992	1,460	2,832	2,817	39,489

660. Here are the things you said NAME should do. **INTERVIEWER: READ "YES" ANSWERS AND ASK:** In what order should s/he do them?

A. Talk things over with family and friends.

[VAR: ORTLKFM]

RESPONSE	PUNCH	YEAR										COL. 2704-2705 ALL
		1972-82	1982B	1983-87	1987B	1988-91	1993	1994	1996	1998	2000	
1	1	0	0	0	0	0	0	0	701	0	0	701
2	2	0	0	0	0	0	0	0	186	0	0	186
3	3	0	0	0	0	0	0	0	123	0	0	123
4	4	0	0	0	0	0	0	0	102	0	0	102
5	5	0	0	0	0	0	0	0	62	0	0	62
6	6	0	0	0	0	0	0	0	41	0	0	41
7	7	0	0	0	0	0	0	0	14	0	0	14
8	8	0	0	0	0	0	0	0	9	0	0	9
9	9	0	0	0	0	0	0	0	4	0	0	4
10	10	0	0	0	0	0	0	0	1	0	0	1
Don't know	98	0	0	0	0	0	0	0	2	0	0	2
No answer	99	0	0	0	0	0	0	0	132	0	0	132
Not applicable (Not PUNCH 1 in Col. 2694)	BK	13,626	354	7,542	353	5,907	1,606	2,992	1527	2,832	2,817	39,556

B. Talk to a minister, priest, rabbi or other religious leader.

[VAR: ORTLKCLR]

RESPONSE	PUNCH	YEAR								COL. 2706-2707		ALL
		1972-82	1982B	1983-87	1987B	1988-91	1993	1994	1996	1998	2000	
1	1	0	0	0	0	0	0	0	109	0	0	109
2	2	0	0	0	0	0	0	0	316	0	0	316
3	3	0	0	0	0	0	0	0	183	0	0	183
4	4	0	0	0	0	0	0	0	154	0	0	154
5	5	0	0	0	0	0	0	0	122	0	0	122
6	6	0	0	0	0	0	0	0	90	0	0	90
7	7	0	0	0	0	0	0	0	61	0	0	61
8	8	0	0	0	0	0	0	0	22	0	0	22
9	9	0	0	0	0	0	0	0	4	0	0	4
10	10	0	0	0	0	0	0	0	1	0	0	1
Don't know	98	0	0	0	0	0	0	0	3	0	0	3
No answer	99	0	0	0	0	0	0	0	140	0	0	140
Not applicable (Not PUNCH 1 in												
Col. 2695)	BK	13,626	354	7,542	353	5,907	1,606	2,992	1,699	2,832	2,817	39,728

C. Go to a general medical doctor for help.

[VAR: ORMEDDOC]

RESPONSE	PUNCH	YEAR								COL. 2708-2709		ALL
		1972-82	1982B	1983-87	1987B	1988-91	1993	1994	1996	1998	2000	
1	1	0	0	0	0	0	0	0	177	0	0	177
2	2	0	0	0	0	0	0	0	243	0	0	243
3	3	0	0	0	0	0	0	0	240	0	0	240
4	4	0	0	0	0	0	0	0	115	0	0	115
5	5	0	0	0	0	0	0	0	83	0	0	83
6	6	0	0	0	0	0	0	0	48	0	0	48
7	7	0	0	0	0	0	0	0	18	0	0	18
8	8	0	0	0	0	0	0	0	5	0	0	5
9	9	0	0	0	0	0	0	0	1	0	0	1
10	10	0	0	0	0	0	0	0	0	0	0	0
Don't know	98	0	0	0	0	0	0	0	4	0	0	4
No answer	99	0	0	0	0	0	0	0	112	0	0	112
Not applicable (Not PUNCH 1 in												
Col. 2696)	BK	13,626	354	7,542	353	5,907	1,606	2,992	1,858	2,832	2,817	39,728

D. Go to a psychiatrist for help.

[VAR: ORMNTLDC]

RESPONSE	PUNCH	YEAR								COL. 2710-2711		ALL
		1972-82	1982B	1983-87	1987B	1988-91	1993	1994	1996	1998	2000	
1	1	0	0	0	0	0	0	0	75	0	0	75
2	2	0	0	0	0	0	0	0	135	0	0	135
3	3	0	0	0	0	0	0	0	167	0	0	167
4	4	0	0	0	0	0	0	0	169	0	0	169
5	5	0	0	0	0	0	0	0	154	0	0	154
6	6	0	0	0	0	0	0	0	98	0	0	98
7	7	0	0	0	0	0	0	0	48	0	0	48
8	8	0	0	0	0	0	0	0	16	0	0	16
9	9	0	0	0	0	0	0	0	2	0	0	2
10	10	0	0	0	0	0	0	0	0	0	0	0
Don't know	98	0	0	0	0	0	0	0	4	0	0	4
No answer	99	0	0	0	0	0	0	0	122	0	0	122
Not applicable (Not PUNCH 1 in												
Col. 2697)	BK	13,626	354	7,542	353	5,907	1,606	2,992	1,914	2,832	2,817	39,943

E. Go to a therapist, or counselor, like a psychologist, social worker, or other mental health professional for help.

[VAR: ORMNTLOT]

RESPONSE	PUNCH	YEAR										COL. 2712-2713
		1972-82	1982B	1983-87	1987B	1988-91	1993	1994	1996	1998	2000	ALL
1	1	0	0	0	0	0	0	0	124	0	0	124
2	2	0	0	0	0	0	0	0	161	0	0	161
3	3	0	0	0	0	0	0	0	223	0	0	223
4	4	0	0	0	0	0	0	0	232	0	0	232
5	5	0	0	0	0	0	0	0	184	0	0	184
6	6	0	0	0	0	0	0	0	84	0	0	84
7	7	0	0	0	0	0	0	0	32	0	0	32
8	8	0	0	0	0	0	0	0	10	0	0	10
9	9	0	0	0	0	0	0	0	2	0	0	2
10	10	0	0	0	0	0	0	0	0	0	0	0
Don't know	98	0	0	0	0	0	0	0	3	0	0	3
No answer	99	0	0	0	0	0	0	0	143	0	0	143
Not applicable (Not PUNCH 1 in Col. 2698)	BK	13,626	354	7,542	353	5,907	1,606	2,992	1,706	2,832	2,817	39,735

F. Go to a spiritual or a natural healer for help.

[VAR: ORHEALER]

RESPONSE	PUNCH	YEAR										COL. 2714-2715
		1972-82	1982B	1983-87	1987B	1988-91	1993	1994	1996	1998	2000	ALL
1	1	0	0	0	0	0	0	0	4	0	0	4
2	2	0	0	0	0	0	0	0	15	0	0	15
3	3	0	0	0	0	0	0	0	22	0	0	22
4	4	0	0	0	0	0	0	0	29	0	0	29
5	5	0	0	0	0	0	0	0	35	0	0	35
6	6	0	0	0	0	0	0	0	49	0	0	49
7	7	0	0	0	0	0	0	0	51	0	0	51
8	8	0	0	0	0	0	0	0	30	0	0	30
9	9	0	0	0	0	0	0	0	25	0	0	25
10	10	0	0	0	0	0	0	0	3	0	0	3
Don't know	98	0	0	0	0	0	0	0	1	0	0	1
No answer	99	0	0	0	0	0	0	0	63	0	0	63
Not applicable (Not PUNCH 1 in Col. 2699)	BK	13,626	354	7,542	353	5,907	1,606	2,992	2,577	2,832	2,817	40,606

G. Join a self-help group where people with similar problems help each other.

[VAR: ORSLFHLP]

RESPONSE	PUNCH	YEAR										COL. 2716-2717
		1972-82	1982B	1983-87	1987B	1988-91	1993	1994	1996	1998	2000	ALL
1	1	0	0	0	0	0	0	0	80	0	0	80
2	2	0	0	0	0	0	0	0	154	0	0	154
3	3	0	0	0	0	0	0	0	186	0	0	186
4	4	0	0	0	0	0	0	0	195	0	0	195
5	5	0	0	0	0	0	0	0	197	0	0	197
6	6	0	0	0	0	0	0	0	158	0	0	158
7	7	0	0	0	0	0	0	0	72	0	0	72
8	8	0	0	0	0	0	0	0	22	0	0	22
9	9	0	0	0	0	0	0	0	4	0	0	4
10	10	0	0	0	0	0	0	0	0	0	0	0
Don't know	98	0	0	0	0	0	0	0	2	0	0	2
No answer	99	0	0	0	0	0	0	0	145	0	0	145
Not applicable (Not PUNCH 1 in Col. 2700)	BK	13,626	354	7,542	353	5,907	1,606	2,992	1,689	2,832	2,817	39,718

H. Take non-prescription medication, like over the counter sleeping pills.

[VAR: OROTCMED]

RESPONSE	PUNCH	YEAR										COL. 2718-2719 ALL
		1972-82	1982B	1983-87	1987B	1988-91	1993	1994	1996	1998	2000	
1	1	0	0	0	0	0	0	0	4	0	0	4
2	2	0	0	0	0	0	0	0	9	0	0	9
3	3	0	0	0	0	0	0	0	4	0	0	4
4	4	0	0	0	0	0	0	0	15	0	0	15
5	5	0	0	0	0	0	0	0	8	0	0	8
6	6	0	0	0	0	0	0	0	13	0	0	13
7	7	0	0	0	0	0	0	0	12	0	0	12
8	8	0	0	0	0	0	0	0	16	0	0	16
9	9	0	0	0	0	0	0	0	8	0	0	8
10	10	0	0	0	0	0	0	0	5	0	0	5
Don't know	98	0	0	0	0	0	0	0	0	0	0	0
No answer	99	0	0	0	0	0	0	0	48	0	0	48
Not applicable (Not PUNCH 1 in												
Col. 2701)	BK	13,626	354	7,542	353	5,907	1,606	2,992	2,762	2,832	2,817	40,791

I. Take prescription medication.

[VAR: ORRXMED]

RESPONSE	PUNCH	YEAR										COL. 2720-2721 ALL
		1972-82	1982B	1983-87	1987B	1988-91	1993	1994	1996	1998	2000	
1	1	0	0	0	0	0	0	0	2	0	0	2
2	2	0	0	0	0	0	0	0	34	0	0	34
3	3	0	0	0	0	0	0	0	55	0	0	55
4	4	0	0	0	0	0	0	0	104	0	0	104
5	5	0	0	0	0	0	0	0	110	0	0	110
6	6	0	0	0	0	0	0	0	150	0	0	150
7	7	0	0	0	0	0	0	0	159	0	0	159
8	8	0	0	0	0	0	0	0	72	0	0	72
9	9	0	0	0	0	0	0	0	20	0	0	20
10	10	0	0	0	0	0	0	0	1	0	0	1
Don't know	98	0	0	0	0	0	0	0	3	0	0	3
No answer	99	0	0	0	0	0	0	0	112	0	0	112
Not applicable (Not PUNCH 1 in												
Col. 2702)	BK	13,626	354	7,542	353	5,907	1,606	2,992	2,082	2,832	2,817	40,111

J. Check into a mental hospital.

[VAR: ORMNTLHS]

RESPONSE	PUNCH	YEAR										COL. 2722-2723 ALL
		1972-82	1982B	1983-87	1987B	1988-91	1993	1994	1996	1998	2000	
1	1	0	0	0	0	0	0	0	31	0	0	31
2	2	0	0	0	0	0	0	0	22	0	0	22
3	3	0	0	0	0	0	0	0	26	0	0	26
4	4	0	0	0	0	0	0	0	26	0	0	26
5	5	0	0	0	0	0	0	0	39	0	0	39
6	6	0	0	0	0	0	0	0	45	0	0	45
7	7	0	0	0	0	0	0	0	77	0	0	77
8	8	0	0	0	0	0	0	0	79	0	0	79
9	9	0	0	0	0	0	0	0	26	0	0	26
10	10	0	0	0	0	0	0	0	13	0	0	13
Don't know	98	0	0	0	0	0	0	0	3	0	0	3
No answer	99	0	0	0	0	0	0	0	89	0	0	89
Not applicable (Not PUNCH 1 in												
Col. 2703)	BK	13,626	354	7,542	353	5,907	1,606	2,992	2,428	2,832	2,817	40,457

661. Some cities and states have laws that force people with problems like NAME into treatment. Do you think that people like NAME should be forced by law to...

A. Get treatment at a clinic or from a doctor.

[VAR: MUSTDOC]

RESPONSE	PUNCH	YEAR										COL. 2724
		1972-82	1982B	1983-87	1987B	1988-91	1993	1994	1996	1998	2000	ALL
Yes	1	0	0	0	0	0	0	0	503	0	0	503
No	2	0	0	0	0	0	0	0	844	0	0	844
Don't know	8	0	0	0	0	0	0	0	79	0	0	79
No answer	9	0	0	0	0	0	0	0	18	0	0	18
Not applicable	BK	13,626	354	7,542	353	5,907	1,606	2,992	1,460	2,832	2,817	39,489

B. Take a prescription medication to control his/her behavior.

[VAR: MUSTMED]

RESPONSE	PUNCH	YEAR										COL. 2725
		1972-82	1982B	1983-87	1987B	1988-91	1993	1994	1996	1998	2000	ALL
Yes	1	0	0	0	0	0	0	0	372	0	0	372
No	2	0	0	0	0	0	0	0	970	0	0	970
Don't know	8	0	0	0	0	0	0	0	82	0	0	82
No answer	9	0	0	0	0	0	0	0	20	0	0	20
Not applicable	BK	13,626	354	7,542	353	5,907	1,606	2,992	1,460	2,832	2,817	39,489

C. Be admitted to a hospital for treatment.

[VAR: MUSTHOSP]

RESPONSE	PUNCH	YEAR										COL. 2726
		1972-82	1982B	1983-87	1987B	1988-91	1993	1994	1996	1998	2000	ALL
Yes	1	0	0	0	0	0	0	0	501	0	0	501
No	2	0	0	0	0	0	0	0	840	0	0	840
Don't know	8	0	0	0	0	0	0	0	79	0	0	79
No answer	9	0	0	0	0	0	0	0	24	0	0	24
Not applicable	BK	13,626	354	7,542	353	5,907	1,606	2,992	1,460	2,832	2,817	39,489

D. Be admitted to a hospital for treatment if s/he is dangerous to him/herself.

[VAR: DANGRSLF]

RESPONSE	PUNCH	YEAR										COL. 2727
		1972-82	1982B	1983-87	1987B	1988-91	1993	1994	1996	1998	2000	ALL
Yes	1	0	0	0	0	0	0	0	1,227	0	0	1,227
No	2	0	0	0	0	0	0	0	158	0	0	158
Don't know	8	0	0	0	0	0	0	0	38	0	0	38
No answer	9	0	0	0	0	0	0	0	21	0	0	21
Not applicable	BK	13,626	354	7,542	353	5,907	1,606	2,992	1,460	2,832	2,817	39,489

E. Be admitted to a hospital for treatment if s/he is dangerous to others.

[VAR: DANGROTH]

RESPONSE	PUNCH	YEAR										COL. 2728
		1972-82	1982B	1983-87	1987B	1988-91	1993	1994	1996	1998	2000	ALL
Yes	1	0	0	0	0	0	0	0	1,286	0	0	1,286
No	2	0	0	0	0	0	0	0	107	0	0	107
Don't know	8	0	0	0	0	0	0	0	30	0	0	30
No answer	9	0	0	0	0	0	0	0	21	0	0	21
Not applicable	BK	13,626	354	7,542	353	5,907	1,606	2,992	1,460	2,832	2,817	39,489

662. In your opinion, who should be most responsible for paying the cost of NAME's medical care, including mental health care and treatment?

[VAR: MEDCARE1]

RESPONSE	PUNCH	YEAR										COL. 2729
		1972-82	1982B	1983-87	1987B	1988-91	1993	1994	1996	1998	2000	ALL
NAME, him/herself (ASK 662A)	1	0	0	0	0	0	0	0	550	0	0	550
His/her family (GO TO Q.663)	2	0	0	0	0	0	0	0	105	0	0	105
Government (GO TO Q.663)	3	0	0	0	0	0	0	0	147	0	0	147
Insurance (GO TO Q.663)	4	0	0	0	0	0	0	0	515	0	0	515
Private charity (GO TO Q.663)	5	0	0	0	0	0	0	0	35	0	0	35
Don't know	8	0	0	0	0	0	0	0	74	0	0	74
No answer	9	0	0	0	0	0	0	0	18	0	0	18
Not applicable	BK	13,626	354	7,542	353	5,907	1,606	2,992	1,460	2,832	2,817	39,489

IF NAME (CODE 1) IS CHOSEN IN Q.662, ASK 662A

A. Who should be next most responsible?

[VAR: MEDCARE2]

RESPONSE	PUNCH	YEAR										COL. 2730
		1972-82	1982B	1983-87	1987B	1988-91	1993	1994	1996	1998	2000	ALL
His/her family	1	0	0	0	0	0	0	0	258	0	0	258
Government	2	0	0	0	0	0	0	0	50	0	0	50
Insurance	3	0	0	0	0	0	0	0	192	0	0	192
Private charity	4	0	0	0	0	0	0	0	25	0	0	25
Don't know	8	0	0	0	0	0	0	0	15	0	0	15
No answer	9	0	0	0	0	0	0	0	28	0	0	28
Not applicable (Punches 2-5, 8, BK in Col. 2729)	BK	13,626	354	7,542	353	5,907	1,606	2,992	2,336	2,832	2,817	40,365

Let's turn away from NAME, now.

RETRIEVE VIGNETTE FROM RESPONDENT

IF FORM "X", ASK Q.663. IF FORM "Y", GO TO Q.664.

663. Earlier, we talked about various areas of government spending. Since we've been talking about the mental health area, please indicate whether you would like to see more or less government spending in the area of mental health care. Remember that if you say "much more," it might require a tax increase to pay for it.

IF R ANSWERS BY SAYING NAME DOES NOT REQUIRE CARE, REMIND HIM/HER WE'RE NOT TALKING ABOUT NAME ANYMORE.

[VAR: SPMENTL]

RESPONSE	PUNCH	YEAR										COL. 2731
		1972-82	1982B	1983-87	1987B	1988-91	1993	1994	1996	1998	2000	ALL
Spend much more	1	0	0	0	0	0	0	0	86	0	0	86
Spend more	2	0	0	0	0	0	0	0	248	0	0	248
Spend the same as now	3	0	0	0	0	0	0	0	267	0	0	267
Spend less	4	0	0	0	0	0	0	0	61	0	0	61
Spend much less	5	0	0	0	0	0	0	0	15	0	0	15
Can't choose	8	0	0	0	0	0	0	0	48	0	0	48
No answer	9	0	0	0	0	0	0	0	11	0	0	11
Not applicable (Form 2)	BK	13,626	354	7,542	353	5,907	1,606	2,992	2,168	2,832	2,817	40,197

IF FORM "Y", ASK QS. 664-665. IF FORM "X", GO TO INSTRUCTIONS BEFORE Q.666.

664. On the whole, do you think it should or should not be the government's responsibility to provide mental health care for persons with mental illnesses?
 IF R ANSWERS BY SAYING NAME DOES NOT REQUIRE CARE, REMIND HIM/HER WE'RE NOT TALKING ABOUT NAME ANYMORE.

[VAR: GOVMENLTL]

RESPONSE	PUNCH	YEAR										COL. 2732
		1972-82	1982B	1983-87	1987B	1988-91	1993	1994	1996	1998	2000	ALL
Definitely should be 1		0	0	0	0	0	0	0	243	0	0	243
Probably should be 2		0	0	0	0	0	0	0	274	0	0	274
Probably should not be 3		0	0	0	0	0	0	0	86	0	0	86
Definitely should not be . . . 4		0	0	0	0	0	0	0	53	0	0	53
Can't choose 8		0	0	0	0	0	0	0	40	0	0	40
No answer 9		0	0	0	0	0	0	0	12	0	0	12
Not applicable (Form 1) . . BK	13,626	354	7,542	353	5,907	1,606	2,992	2,196	2,832	2,817	40,225	

665. Of course, everybody hears a good deal about physical illness and disease, but now, what about the ones we call mental or nervous illness?...When you hear someone say that a person is "mentally-ill," what does that mean to you? **(PROBES: How would you describe a person who is mentally-ill? What do you think a mentally-ill person is like? What does a person like this do that tells you he is mentally-ill? How does a person like this act?)**

1. R's asserted references for what mental illness is -- First mention.

[VAR: MNTLAS1]

RESPONSE	PUNCH	YEAR										COL. 2733-2734
		1972-82	1982B	1983-87	1987B	1988-91	1993	1994	1996	1998	2000	ALL
1 1		0	0	0	0	0	0	0	84	0	0	84
2 2		0	0	0	0	0	0	0	36	0	0	36
3 3		0	0	0	0	0	0	0	37	0	0	37
4 4		0	0	0	0	0	0	0	48	0	0	48
5 5		0	0	0	0	0	0	0	104	0	0	104
6 6		0	0	0	0	0	0	0	4	0	0	4
7 7		0	0	0	0	0	0	0	4	0	0	4
8 8		0	0	0	0	0	0	0	78	0	0	78
9 9		0	0	0	0	0	0	0	53	0	0	53
10 10		0	0	0	0	0	0	0	2	0	0	2
11 11		0	0	0	0	0	0	0	106	0	0	106
12 12		0	0	0	0	0	0	0	3	0	0	3
13 13		0	0	0	0	0	0	0	58	0	0	58
14 14		0	0	0	0	0	0	0	12	0	0	12
15 15		0	0	0	0	0	0	0	16	0	0	16
16 16		0	0	0	0	0	0	0	18	0	0	18
17 17		0	0	0	0	0	0	0	0	0	0	0
18 18		0	0	0	0	0	0	0	0	0	0	0
19 19		0	0	0	0	0	0	0	0	0	0	0
20 20		0	0	0	0	0	0	0	0	0	0	0
21 21		0	0	0	0	0	0	0	0	0	0	0
22 22		0	0	0	0	0	0	0	1	0	0	1
Don't know 98		0	0	0	0	0	0	0	0	0	0	0
No answer 99		0	0	0	0	0	0	0	44	0	0	44
Not applicable (Form 1) . . BK	13,626	354	7,542	353	5,907	1,606	2,992	2,196	2,832	2,817	40,255	

2. R's asserted references for what a mental illness is -- Second mention.

[VAR: MNTLAS2]

RESPONSE	PUNCH	YEAR										COL. 2735-2736 ALL
		1972-82	1982B	1983-87	1987B	1988-91	1993	1994	1996	1998	2000	
1	1	0	0	0	0	0	0	0	27	0	0	27
2	2	0	0	0	0	0	0	0	35	0	0	35
3	3	0	0	0	0	0	0	0	20	0	0	20
4	4	0	0	0	0	0	0	0	15	0	0	15
5	5	0	0	0	0	0	0	0	46	0	0	46
6	6	0	0	0	0	0	0	0	2	0	0	2
7	7	0	0	0	0	0	0	0	7	0	0	7
8	8	0	0	0	0	0	0	0	35	0	0	35
9	9	0	0	0	0	0	0	0	41	0	0	41
10	10	0	0	0	0	0	0	0	1	0	0	1
11	11	0	0	0	0	0	0	0	24	0	0	24
12	12	0	0	0	0	0	0	0	0	0	0	0
13	13	0	0	0	0	0	0	0	3	0	0	3
14	14	0	0	0	0	0	0	0	5	0	0	5
15	15	0	0	0	0	0	0	0	0	0	0	0
16	16	0	0	0	0	0	0	0	10	0	0	10
17	17	0	0	0	0	0	0	0	0	0	0	0
18	18	0	0	0	0	0	0	0	1	0	0	1
19	19	0	0	0	0	0	0	0	0	0	0	0
20	20	0	0	0	0	0	0	0	2	0	0	2
21	21	0	0	0	0	0	0	0	0	0	0	0
22	22	0	0	0	0	0	0	0	0	0	0	0
Don't know	98	0	0	0	0	0	0	0	0	0	0	0
No answer	99	0	0	0	0	0	0	0	44	0	0	44
Not applicable (Form 1)	BK	13,626	354	7,542	353	5,907	1,606	2,992	2,586	2,832	2,817	40,615

REMARKS: Please refer to Appendix D for an explanation of the above codes.

1. R's imputed references for what mental illness is -- First mention.

[VAR: MNTLIMP1]

RESPONSE	PUNCH	YEAR										COL. 2737-2739 ALL
		1972-82	1982B	1983-87	1987B	1988-91	1993	1994	1996	1998	2000	
101	101	0	0	0	0	0	0	0	88	0	0	88
102	102	0	0	0	0	0	0	0	38	0	0	38
103	103	0	0	0	0	0	0	0	43	0	0	43
104	104	0	0	0	0	0	0	0	52	0	0	52
105	105	0	0	0	0	0	0	0	106	0	0	106
106	106	0	0	0	0	0	0	0	4	0	0	4
107	107	0	0	0	0	0	0	0	56	0	0	56
108	108	0	0	0	0	0	0	0	61	0	0	61
109	109	0	0	0	0	0	0	0	90	0	0	90
110	110	0	0	0	0	0	0	0	89	0	0	89
111	111	0	0	0	0	0	0	0	14	0	0	14
112	112	0	0	0	0	0	0	0	1	0	0	1
113	113	0	0	0	0	0	0	0	11	0	0	11
No answer	999	0	0	0	0	0	0	0	55	0	0	55
Not applicable (Form 1)	BK	13,626	354	7,542	353	5,907	1,606	2,992	2,196	2,832	2,817	40,225

2. R's imputed references for what mental illness is -- Second mention.

[VAR: MNTLIMP2]

RESPONSE	PUNCH	YEAR								COL. 2740-2742		
		1972-82	1982B	1983-87	1987B	1988-91	1993	1994	1996	1998	2000	ALL
101	101	0	0	0	0	0	0	0	17	0	0	17
102	102	0	0	0	0	0	0	0	38	0	0	38
103	103	0	0	0	0	0	0	0	18	0	0	18
104	104	0	0	0	0	0	0	0	15	0	0	15
105	105	0	0	0	0	0	0	0	45	0	0	45
106	106	0	0	0	0	0	0	0	7	0	0	7
107	107	0	0	0	0	0	0	0	37	0	0	37
108	108	0	0	0	0	0	0	0	24	0	0	24
109	109	0	0	0	0	0	0	0	24	0	0	24
110	110	0	0	0	0	0	0	0	9	0	0	9
111	111	0	0	0	0	0	0	0	4	0	0	4
112	112	0	0	0	0	0	0	0	1	0	0	1
113	113	0	0	0	0	0	0	0	12	0	0	12
No answer	999	0	0	0	0	0	0	0	55	0	0	55
Not applicable (Form 1)	BK	13,626	354	7,542	353	5,907	1,606	2,992	2,598	2,832	2,817	40,627

3. R's imputed references for what mental illness is -- Third mention.

[VAR: MNTLIMP3]

RESPONSE	PUNCH	YEAR								COL. 2743-2745		
		1972-82	1982B	1983-87	1987B	1988-91	1993	1994	1996	1998	2000	ALL
101	101	0	0	0	0	0	0	0	2	0	0	2
102	102	0	0	0	0	0	0	0	7	0	0	7
103	103	0	0	0	0	0	0	0	3	0	0	3
104	104	0	0	0	0	0	0	0	5	0	0	5
105	105	0	0	0	0	0	0	0	9	0	0	9
106	106	0	0	0	0	0	0	0	2	0	0	2
107	107	0	0	0	0	0	0	0	9	0	0	9
108	108	0	0	0	0	0	0	0	5	0	0	5
109	109	0	0	0	0	0	0	0	9	0	0	9
110	110	0	0	0	0	0	0	0	4	0	0	4
111	111	0	0	0	0	0	0	0	0	0	0	0
112	112	0	0	0	0	0	0	0	0	0	0	0
113	113	0	0	0	0	0	0	0	2	0	0	2
No answer	999	0	0	0	0	0	0	0	55	0	0	55
Not applicable (Form 1)	BK	13,626	354	7,542	353	5,907	1,606	2,992	2,792	2,832	2,817	40,821

REMARKS: Please refer to Appendix D for an explanation of the above codes.

1. Symptoms or manifestations of mental illness – First mention.

[VAR: MNTLSYM1]

RESPONSE	PUNCH	YEAR										COL. 2746-2748	
		1972-82	1982B	1983-87	1987B	1988-91	1993	1994	1996	1998	2000	ALL	
202	202	0	0	0	0	0	0	0	32	0	0	32	
203	203	0	0	0	0	0	0	0	5	0	0	5	
204	204	0	0	0	0	0	0	0	2	0	0	2	
205	205	0	0	0	0	0	0	0	25	0	0	25	
206	206	0	0	0	0	0	0	0	1	0	0	1	
207	207	0	0	0	0	0	0	0	40	0	0	40	
208	208	0	0	0	0	0	0	0	35	0	0	35	
210	210	0	0	0	0	0	0	0	34	0	0	34	
211	211	0	0	0	0	0	0	0	2	0	0	2	
212	212	0	0	0	0	0	0	0	114	0	0	114	
303	303	0	0	0	0	0	0	0	5	0	0	5	
304	304	0	0	0	0	0	0	0	9	0	0	9	
306	306	0	0	0	0	0	0	0	9	0	0	9	
308	308	0	0	0	0	0	0	0	1	0	0	1	
310	310	0	0	0	0	0	0	0	1	0	0	1	
402	402	0	0	0	0	0	0	0	1	0	0	1	
405	405	0	0	0	0	0	0	0	5	0	0	5	
407	407	0	0	0	0	0	0	0	2	0	0	2	
409	409	0	0	0	0	0	0	0	1	0	0	1	
411	411	0	0	0	0	0	0	0	5	0	0	5	
501	501	0	0	0	0	0	0	0	1	0	0	1	
502	502	0	0	0	0	0	0	0	2	0	0	2	
503	503	0	0	0	0	0	0	0	3	0	0	3	
512	512	0	0	0	0	0	0	0	3	0	0	3	
601	601	0	0	0	0	0	0	0	1	0	0	1	
603	603	0	0	0	0	0	0	0	1	0	0	1	
611	611	0	0	0	0	0	0	0	4	0	0	4	
701	701	0	0	0	0	0	0	0	3	0	0	3	
702	702	0	0	0	0	0	0	0	2	0	0	2	
704	704	0	0	0	0	0	0	0	1	0	0	1	
707	707	0	0	0	0	0	0	0	13	0	0	13	
708	708	0	0	0	0	0	0	0	12	0	0	12	
709	709	0	0	0	0	0	0	0	57	0	0	57	
710	710	0	0	0	0	0	0	0	15	0	0	15	
712	712	0	0	0	0	0	0	0	3	0	0	3	
804	804	0	0	0	0	0	0	0	1	0	0	1	
807	807	0	0	0	0	0	0	0	1	0	0	1	
808	808	0	0	0	0	0	0	0	5	0	0	5	
810	810	0	0	0	0	0	0	0	1	0	0	1	
811	811	0	0	0	0	0	0	0	57	0	0	57	
812	812	0	0	0	0	0	0	0	19	0	0	19	
902	902	0	0	0	0	0	0	0	4	0	0	4	
906	906	0	0	0	0	0	0	0	15	0	0	15	
907	907	0	0	0	0	0	0	0	1	0	0	1	
908	908	0	0	0	0	0	0	0	10	0	0	10	
909	909	0	0	0	0	0	0	0	3	0	0	3	
921	921	0	0	0	0	0	0	0	12	0	0	12	
922	922	0	0	0	0	0	0	0	35	0	0	35	
923	923	0	0	0	0	0	0	0	4	0	0	4	
924	924	0	0	0	0	0	0	0	2	0	0	2	
925	925	0	0	0	0	0	0	0	2	0	0	2	
No answer	999	0	0	0	0	0	0	0	86	0	0	86	
Not applicable (Form 1)	BK	13,626	354	7,542	353	5,907	1,606	2,992	2,196	2,832	2,817	40,225	

2. Symptoms or manifestations of mental illness – Second mention.

[VAR: MNTLSYM2]

RESPONSE	PUNCH	YEAR										COL. 2749-2751	
		1972-82	1982B	1983-87	1987B	1988-91	1993	1994	1996	1998	2000	ALL	
201	201	0	0	0	0	0	0	0	3	0	0	3	
202	202	0	0	0	0	0	0	0	11	0	0	11	
203	203	0	0	0	0	0	0	0	4	0	0	4	
204	204	0	0	0	0	0	0	0	2	0	0	2	
205	205	0	0	0	0	0	0	0	10	0	0	10	
207	207	0	0	0	0	0	0	0	31	0	0	31	
208	208	0	0	0	0	0	0	0	29	0	0	29	
210	210	0	0	0	0	0	0	0	27	0	0	27	
211	211	0	0	0	0	0	0	0	4	0	0	4	
212	212	0	0	0	0	0	0	0	28	0	0	28	
302	302	0	0	0	0	0	0	0	1	0	0	1	
303	303	0	0	0	0	0	0	0	14	0	0	14	
304	304	0	0	0	0	0	0	0	16	0	0	16	
306	306	0	0	0	0	0	0	0	8	0	0	8	
307	307	0	0	0	0	0	0	0	3	0	0	3	
308	308	0	0	0	0	0	0	0	1	0	0	1	
310	310	0	0	0	0	0	0	0	1	0	0	1	
404	404	0	0	0	0	0	0	0	1	0	0	1	
405	405	0	0	0	0	0	0	0	2	0	0	2	
406	406	0	0	0	0	0	0	0	1	0	0	1	
407	407	0	0	0	0	0	0	0	2	0	0	2	
408	408	0	0	0	0	0	0	0	1	0	0	1	
409	409	0	0	0	0	0	0	0	2	0	0	2	
411	411	0	0	0	0	0	0	0	5	0	0	5	
412	412	0	0	0	0	0	0	0	2	0	0	2	
501	501	0	0	0	0	0	0	0	3	0	0	3	
503	503	0	0	0	0	0	0	0	1	0	0	1	
506	506	0	0	0	0	0	0	0	1	0	0	1	
507	507	0	0	0	0	0	0	0	3	0	0	3	
508	508	0	0	0	0	0	0	0	1	0	0	1	
510	510	0	0	0	0	0	0	0	2	0	0	2	
512	512	0	0	0	0	0	0	0	1	0	0	1	
601	601	0	0	0	0	0	0	0	2	0	0	2	
602	602	0	0	0	0	0	0	0	1	0	0	1	
609	609	0	0	0	0	0	0	0	3	0	0	3	
610	610	0	0	0	0	0	0	0	2	0	0	2	
611	611	0	0	0	0	0	0	0	4	0	0	4	
612	612	0	0	0	0	0	0	0	1	0	0	1	
701	701	0	0	0	0	0	0	0	3	0	0	3	
702	702	0	0	0	0	0	0	0	2	0	0	2	
704	704	0	0	0	0	0	0	0	6	0	0	6	
707	707	0	0	0	0	0	0	0	8	0	0	8	
708	708	0	0	0	0	0	0	0	4	0	0	4	
709	709	0	0	0	0	0	0	0	13	0	0	13	
710	710	0	0	0	0	0	0	0	16	0	0	16	
711	711	0	0	0	0	0	0	0	2	0	0	2	
712	712	0	0	0	0	0	0	0	3	0	0	3	
801	801	0	0	0	0	0	0	0	1	0	0	1	
802	802	0	0	0	0	0	0	0	1	0	0	1	
803	803	0	0	0	0	0	0	0	1	0	0	1	
805	805	0	0	0	0	0	0	0	1	0	0	1	
807	807	0	0	0	0	0	0	0	2	0	0	2	
808	808	0	0	0	0	0	0	0	8	0	0	8	
810	810	0	0	0	0	0	0	0	2	0	0	2	
811	811	0	0	0	0	0	0	0	33	0	0	33	
812	812	0	0	0	0	0	0	0	12	0	0	12	
902	902	0	0	0	0	0	0	0	10	0	0	10	
904	904	0	0	0	0	0	0	0	3	0	0	3	
905	905	0	0	0	0	0	0	0	6	0	0	6	
906	906	0	0	0	0	0	0	0	12	0	0	12	
908	908	0	0	0	0	0	0	0	11	0	0	11	
909	909	0	0	0	0	0	0	0	1	0	0	1	
911	911	0	0	0	0	0	0	0	1	0	0	1	
921	921	0	0	0	0	0	0	0	5	0	0	5	
922	922	0	0	0	0	0	0	0	20	0	0	20	
923	923	0	0	0	0	0	0	0	5	0	0	5	
925	925	0	0	0	0	0	0	0	1	0	0	1	
No answer	999	0	0	0	0	0	0	0	86	0	0	86	
Not applicable (Form 1)	BK	13,626	354	7,542	353	5,907	1,606	2,992	2,391	2,832	2,817	40,420	

3. Symptoms or manifestations of mental illness – Third mention.

[VAR: MNTLSYM3]

RESPONSE	PUNCH	YEAR										COL. 2752-2754
		1972-82	1982B	1983-87	1987B	1988-91	1993	1994	1996	1998	2000	ALL
7,54202	202	0	0	0	0	0	0	0	6	0	0	6
203	203	0	0	0	0	0	0	0	3	0	0	3
204	204	0	0	0	0	0	0	0	2	0	0	2
205	205	0	0	0	0	0	0	0	8	0	0	8
206	206	0	0	0	0	0	0	0	1	0	0	1
207	207	0	0	0	0	0	0	0	14	0	0	14
208	208	0	0	0	0	0	0	0	8	0	0	8
210	210	0	0	0	0	0	0	0	8	0	0	8
211	211	0	0	0	0	0	0	0	3	0	0	3
212	212	0	0	0	0	0	0	0	11	0	0	11
303	303	0	0	0	0	0	0	0	13	0	0	13
304	304	0	0	0	0	0	0	0	16	0	0	16
306	306	0	0	0	0	0	0	0	11	0	0	11
307	307	0	0	0	0	0	0	0	2	0	0	2
308	308	0	0	0	0	0	0	0	2	0	0	2
310	310	0	0	0	0	0	0	0	1	0	0	1
402	402	0	0	0	0	0	0	0	5	0	0	5
403	403	0	0	0	0	0	0	0	1	0	0	1
404	404	0	0	0	0	0	0	0	3	0	0	3
405	405	0	0	0	0	0	0	0	3	0	0	3
408	408	0	0	0	0	0	0	0	1	0	0	1
411	411	0	0	0	0	0	0	0	1	0	0	1
412	412	0	0	0	0	0	0	0	3	0	0	3
501	501	0	0	0	0	0	0	0	3	0	0	3
502	502	0	0	0	0	0	0	0	2	0	0	2
503	503	0	0	0	0	0	0	0	2	0	0	2
510	510	0	0	0	0	0	0	0	1	0	0	1
511	511	0	0	0	0	0	0	0	2	0	0	2
512	512	0	0	0	0	0	0	0	3	0	0	3
602	602	0	0	0	0	0	0	0	1	0	0	1
701	701	0	0	0	0	0	0	0	3	0	0	3
704	704	0	0	0	0	0	0	0	2	0	0	2
705	705	0	0	0	0	0	0	0	1	0	0	1
706	706	0	0	0	0	0	0	0	2	0	0	2
707	707	0	0	0	0	0	0	0	2	0	0	2
708	708	0	0	0	0	0	0	0	4	0	0	4
709	709	0	0	0	0	0	0	0	3	0	0	3
710	710	0	0	0	0	0	0	0	9	0	0	9
712	712	0	0	0	0	0	0	0	2	0	0	2
803	803	0	0	0	0	0	0	0	1	0	0	1
807	807	0	0	0	0	0	0	0	2	0	0	2
808	808	0	0	0	0	0	0	0	6	0	0	6
811	811	0	0	0	0	0	0	0	10	0	0	10
812	812	0	0	0	0	0	0	0	5	0	0	5
901	901	0	0	0	0	0	0	0	1	0	0	1
902	902	0	0	0	0	0	0	0	6	0	0	6
904	904	0	0	0	0	0	0	0	5	0	0	5
905	905	0	0	0	0	0	0	0	4	0	0	4
906	906	0	0	0	0	0	0	0	11	0	0	11
907	907	0	0	0	0	0	0	0	1	0	0	1
908	908	0	0	0	0	0	0	0	7	0	0	7
910	910	0	0	0	0	0	0	0	1	0	0	1
911	911	0	0	0	0	0	0	0	1	0	0	1
921	921	0	0	0	0	0	0	0	3	0	0	3
922	922	0	0	0	0	0	0	0	7	0	0	7
923	923	0	0	0	0	0	0	0	4	0	0	4
925	925	0	0	0	0	0	0	0	3	0	0	3
No answer	999	0	0	0	0	0	0	0	86	0	0	86
Not applicable (Form 1)	BK	13,626	354	7,542	353	5,907	1,606	2,992	2,572	2,832	2,817	40,601

REMARKS: Please refer to Appendix D for an explanation of the above codes.

1. Other mentions about the nature of mental illness.

[VAR: MNTLOTH]

RESPONSE	PUNCH	YEAR										COL. 2755-2758	
		1972-82	1982B	1983-87	1987B	1988-91	1993	1994	1996	1998	2000	ALL	
1007	1007	0	0	0	0	0	0	0	2	0	0	2	
1011	1011	0	0	0	0	0	0	0	1	0	0	1	
1102	1102	0	0	0	0	0	0	0	4	0	0	4	
1106	1106	0	0	0	0	0	0	0	1	0	0	1	
1107	1107	0	0	0	0	0	0	0	17	0	0	17	
1108	1108	0	0	0	0	0	0	0	1	0	0	1	
1110	1110	0	0	0	0	0	0	0	1	0	0	1	
1201	1201	0	0	0	0	0	0	0	3	0	0	3	
1204	1204	0	0	0	0	0	0	0	3	0	0	3	
1205	1205	0	0	0	0	0	0	0	1	0	0	1	
1206	1206	0	0	0	0	0	0	0	2	0	0	2	
1207	1207	0	0	0	0	0	0	0	14	0	0	14	
1209	1209	0	0	0	0	0	0	0	51	0	0	51	
1210	1210	0	0	0	0	0	0	0	4	0	0	4	
1211	1211	0	0	0	0	0	0	0	53	0	0	53	
1214	1214	0	0	0	0	0	0	0	42	0	0	42	
No answer	9999	0	0	0	0	0	0	0	18	0	0	18	
Not applicable (Form 1)	BK	13,626	354	7,542	353	5,907	1,606	2,992	2,686	2,832	2,817	40,715	

REMARKS: Please refer to Appendix D for an explanation of the above codes.

IF FORM "X", ASK QS. 666-669

IF FORM "Y", GO TO Q. 669A

666. As far as you know, what is a nervous breakdown? (PROBES: How would you describe it? What is it like? What happens to a person who has one? How does he act?)

1. R's asserted references for what a nervous breakdown is -- First mention.

[VAR: BRKDAS1]

RESPONSE	PUNCH	YEAR										COL. 2759-2760	
		1972-82	1982B	1983-87	1987B	1988-91	1993	1994	1996	1998	2000	ALL	
1	1	0	0	0	0	0	0	0	22	0	0	22	
2	2	0	0	0	0	0	0	0	9	0	0	9	
3	3	0	0	0	0	0	0	0	23	0	0	23	
4	4	0	0	0	0	0	0	0	81	0	0	81	
5	5	0	0	0	0	0	0	0	348	0	0	348	
6	6	0	0	0	0	0	0	0	5	0	0	5	
7	7	0	0	0	0	0	0	0	20	0	0	20	
8	8	0	0	0	0	0	0	0	40	0	0	40	
9	9	0	0	0	0	0	0	0	7	0	0	7	
10	10	0	0	0	0	0	0	0	0	0	0	0	
11	11	0	0	0	0	0	0	0	27	0	0	27	
12	12	0	0	0	0	0	0	0	3	0	0	3	
13	13	0	0	0	0	0	0	0	17	0	0	17	
14	14	0	0	0	0	0	0	0	35	0	0	35	
15	15	0	0	0	0	0	0	0	49	0	0	49	
16	16	0	0	0	0	0	0	0	1	0	0	1	
17	17	0	0	0	0	0	0	0	1	0	0	1	
18	18	0	0	0	0	0	0	0	3	0	0	3	
19	19	0	0	0	0	0	0	0	1	0	0	1	
20	20	0	0	0	0	0	0	0	0	0	0	0	
21	21	0	0	0	0	0	0	0	9	0	0	9	
22	22	0	0	0	0	0	0	0	3	0	0	3	
Don't know	98	0	0	0	0	0	0	0	0	0	0	0	
No answer	99	0	0	0	0	0	0	0	32	0	0	32	
Not applicable (Form 2)	BK	13,626	354	7,542	353	5,907	1,606	2,992	2,168	2,832	2,817	40,197	

2. R's asserted references for what a nervous breakdown is -- Second mention.

[VAR: BRKDAS2]

RESPONSE	PUNCH	YEAR										COL. 2761-2762
		1972-82	1982B	1983-87	1987B	1988-91	1993	1994	1996	1998	2000	
1	1	0	0	0	0	0	0	0	9	0	0	9
2	2	0	0	0	0	0	0	0	10	0	0	10
3	3	0	0	0	0	0	0	0	12	0	0	12
4	4	0	0	0	0	0	0	0	46	0	0	46
5	5	0	0	0	0	0	0	0	65	0	0	65
6	6	0	0	0	0	0	0	0	4	0	0	4
7	7	0	0	0	0	0	0	0	9	0	0	9
8	8	0	0	0	0	0	0	0	28	0	0	28
9	9	0	0	0	0	0	0	0	10	0	0	10
10	10	0	0	0	0	0	0	0	1	0	0	1
11	11	0	0	0	0	0	0	0	16	0	0	16
12	12	0	0	0	0	0	0	0	3	0	0	3
13	13	0	0	0	0	0	0	0	3	0	0	3
14	14	0	0	0	0	0	0	0	16	0	0	16
15	15	0	0	0	0	0	0	0	0	0	0	0
16	16	0	0	0	0	0	0	0	2	0	0	2
17	17	0	0	0	0	0	0	0	0	0	0	0
18	18	0	0	0	0	0	0	0	1	0	0	1
19	19	0	0	0	0	0	0	0	0	0	0	0
20	20	0	0	0	0	0	0	0	1	0	0	1
21	21	0	0	0	0	0	0	0	2	0	0	2
22	22	0	0	0	0	0	0	0	1	0	0	1
Don't know	98	0	0	0	0	0	0	0	0	0	0	0
No answer	9	0	0	0	0	0	0	0	32	0	0	32
Not applicable (Form 2)	BK	13,626	354	7,542	353	5,907	1,606	2,992	2,633	2,832	2,817	40,662

REMARKS: Please refer to Appendix D for an explanation of the above codes.

1. R's imputed references for what a nervous breakdown is -- First mention.

[VAR: BRKDIMP1]

RESPONSE	PUNCH	YEAR										COL. 2763-2765
		1972-82	1982B	1983-87	1987B	1988-91	1993	1994	1996	1998	2000	
101	101	0	0	0	0	0	0	0	31	0	0	31
102	102	0	0	0	0	0	0	0	9	0	0	9
103	103	0	0	0	0	0	0	0	23	0	0	23
104	104	0	0	0	0	0	0	0	86	0	0	86
105	105	0	0	0	0	0	0	0	374	0	0	374
106	106	0	0	0	0	0	0	0	22	0	0	22
107	107	0	0	0	0	0	0	0	7	0	0	7
108	108	0	0	0	0	0	0	0	4	0	0	4
109	109	0	0	0	0	0	0	0	44	0	0	44
110	110	0	0	0	0	0	0	0	44	0	0	44
111	111	0	0	0	0	0	0	0	3	0	0	3
113	113	0	0	0	0	0	0	0	2	0	0	2
No answer	999	0	0	0	0	0	0	0	87	0	0	87
Not applicable (Form 2)	BK	13,626	354	7,542	353	5,907	1,606	2,992	2,168	2,832	2,817	40,197

2. R's imputed references for what a nervous breakdown is -- Second mention.

[VAR: BRKDIMP2]

RESPONSE	PUNCH	YEAR										COL. 2766-2768
		1972-82	1982B	1983-87	1987B	1988-91	1993	1994	1996	1998	2000	ALL
101	101	0	0	0	0	0	0	0	7	0	0	7
102	102	0	0	0	0	0	0	0	9	0	0	9
103	103	0	0	0	0	0	0	0	11	0	0	11
104	104	0	0	0	0	0	0	0	37	0	0	37
105	105	0	0	0	0	0	0	0	46	0	0	46
106	106	0	0	0	0	0	0	0	8	0	0	8
107	107	0	0	0	0	0	0	0	7	0	0	7
108	108	0	0	0	0	0	0	0	2	0	0	2
109	109	0	0	0	0	0	0	0	21	0	0	21
110	110	0	0	0	0	0	0	0	9	0	0	9
111	111	0	0	0	0	0	0	0	5	0	0	5
112	112	0	0	0	0	0	0	0	1	0	0	1
113	113	0	0	0	0	0	0	0	8	0	0	8
114	114	0	0	0	0	0	0	0	1	0	0	1
No answer	999	0	0	0	0	0	0	0	87	0	0	87
Not applicable (Form 2)	BK	13,626	354	7,542	353	5,907	1,606	2,992	2,645	2,832	2,817	40,674

3. R's imputed references for what a nervous breakdown is -- Third mention.

[VAR: BRKDIMP3]

RESPONSE	PUNCH	YEAR										COL. 2769-2771
		1972-82	1982B	1983-87	1987B	1988-91	1993	1994	1996	1998	2000	ALL
102	102	0	0	0	0	0	0	0	4	0	0	4
103	103	0	0	0	0	0	0	0	1	0	0	1
104	104	0	0	0	0	0	0	0	6	0	0	6
105	105	0	0	0	0	0	0	0	7	0	0	7
106	106	0	0	0	0	0	0	0	1	0	0	1
107	107	0	0	0	0	0	0	0	3	0	0	3
108	108	0	0	0	0	0	0	0	1	0	0	1
109	109	0	0	0	0	0	0	0	3	0	0	3
110	110	0	0	0	0	0	0	0	2	0	0	2
111	111	0	0	0	0	0	0	0	2	0	0	2
113	113	0	0	0	0	0	0	0	2	0	0	2
709	709	0	0	0	0	0	0	0	1	0	0	1
No answer	999	0	0	0	0	0	0	0	87	0	0	87
Not applicable (Form 2)	BK	13,626	354	7,542	353	5,907	1,606	2,992	2,784	2,832	2,817	40,813

REMARKS: Please refer to Appendix D for an explanation of the above codes.

1. Symptoms or manifestations of nervous breakdown -- First mention.

[VAR: BRKDSYM1]

RESPONSE	PUNCH	YEAR										COL. 2772-2774	
		1972-82	1982B	1983-87	1987B	1988-91	1993	1994	1996	1998	2000	ALL	
201	201	0	0	0	0	0	0	0	4	0	0	4	
202	202	0	0	0	0	0	0	0	25	0	0	25	
203	203	0	0	0	0	0	0	0	1	0	0	1	
204	204	0	0	0	0	0	0	0	2	0	0	2	
205	205	0	0	0	0	0	0	0	87	0	0	87	
207	207	0	0	0	0	0	0	0	28	0	0	28	
208	208	0	0	0	0	0	0	0	1	0	0	1	
210	210	0	0	0	0	0	0	0	3	0	0	3	
211	211	0	0	0	0	0	0	0	5	0	0	5	
212	212	0	0	0	0	0	0	0	18	0	0	18	
304	304	0	0	0	0	0	0	0	3	0	0	3	
305	305	0	0	0	0	0	0	0	1	0	0	1	
306	306	0	0	0	0	0	0	0	1	0	0	1	
308	308	0	0	0	0	0	0	0	1	0	0	1	
310	310	0	0	0	0	0	0	0	9	0	0	9	
311	311	0	0	0	0	0	0	0	1	0	0	1	
406	406	0	0	0	0	0	0	0	1	0	0	1	
501	501	0	0	0	0	0	0	0	5	0	0	5	
502	502	0	0	0	0	0	0	0	1	0	0	1	
506	506	0	0	0	0	0	0	0	1	0	0	1	
510	510	0	0	0	0	0	0	0	1	0	0	1	
511	511	0	0	0	0	0	0	0	2	0	0	2	
601	601	0	0	0	0	0	0	0	2	0	0	2	
602	602	0	0	0	0	0	0	0	5	0	0	5	
608	608	0	0	0	0	0	0	0	1	0	0	1	
609	609	0	0	0	0	0	0	0	1	0	0	1	
610	610	0	0	0	0	0	0	0	3	0	0	3	
611	611	0	0	0	0	0	0	0	9	0	0	9	
612	612	0	0	0	0	0	0	0	5	0	0	5	
702	702	0	0	0	0	0	0	0	1	0	0	1	
704	704	0	0	0	0	0	0	0	1	0	0	1	
707	707	0	0	0	0	0	0	0	10	0	0	10	
708	708	0	0	0	0	0	0	0	11	0	0	11	
709	709	0	0	0	0	0	0	0	156	0	0	156	
710	710	0	0	0	0	0	0	0	6	0	0	6	
803	803	0	0	0	0	0	0	0	2	0	0	2	
806	806	0	0	0	0	0	0	0	1	0	0	1	
807	807	0	0	0	0	0	0	0	3	0	0	3	
808	808	0	0	0	0	0	0	0	3	0	0	3	
810	810	0	0	0	0	0	0	0	1	0	0	1	
811	811	0	0	0	0	0	0	0	25	0	0	25	
812	812	0	0	0	0	0	0	0	43	0	0	43	
902	902	0	0	0	0	0	0	0	50	0	0	50	
904	904	0	0	0	0	0	0	0	8	0	0	8	
906	906	0	0	0	0	0	0	0	46	0	0	46	
907	907	0	0	0	0	0	0	0	13	0	0	13	
908	908	0	0	0	0	0	0	0	8	0	0	8	
911	911	0	0	0	0	0	0	0	7	0	0	7	
921	921	0	0	0	0	0	0	0	5	0	0	5	
922	922	0	0	0	0	0	0	0	1	0	0	1	
923	923	0	0	0	0	0	0	0	7	0	0	7	
924	924	0	0	0	0	0	0	0	5	0	0	5	
No answer	999	0	0	0	0	0	0	0	96	0	0	96	
Not applicable (Form 2)	BK	13,626	354	7,542	353	5,907	1,606	2,992	2,168	2,832	2,817	40,197	

2. Symptoms or manifestations of nervous breakdown -- Second mention.

[VAR: BRKDSYM2]

RESPONSE	PUNCH	YEAR										COL. 2775-2777	
		1972-82	1982B	1983-87	1987B	1988-91	1993	1994	1996	1998	2000	ALL	
202	202	0	0	0	0	0	0	0	20	0	0	20	
203	203	0	0	0	0	0	0	0	3	0	0	3	
205	205	0	0	0	0	0	0	0	27	0	0	27	
207	207	0	0	0	0	0	0	0	30	0	0	30	
208	208	0	0	0	0	0	0	0	8	0	0	8	
210	210	0	0	0	0	0	0	0	1	0	0	1	
211	211	0	0	0	0	0	0	0	5	0	0	5	
212	212	0	0	0	0	0	0	0	7	0	0	7	
301	301	0	0	0	0	0	0	0	1	0	0	1	
304	304	0	0	0	0	0	0	0	17	0	0	17	
306	306	0	0	0	0	0	0	0	2	0	0	2	
308	308	0	0	0	0	0	0	0	2	0	0	2	
310	310	0	0	0	0	0	0	0	11	0	0	11	
311	311	0	0	0	0	0	0	0	1	0	0	1	
403	403	0	0	0	0	0	0	0	2	0	0	2	
404	404	0	0	0	0	0	0	0	1	0	0	1	
405	405	0	0	0	0	0	0	0	1	0	0	1	
406	406	0	0	0	0	0	0	0	1	0	0	1	
407	407	0	0	0	0	0	0	0	1	0	0	1	
408	408	0	0	0	0	0	0	0	1	0	0	1	
411	411	0	0	0	0	0	0	0	1	0	0	1	
412	412	0	0	0	0	0	0	0	1	0	0	1	
501	501	0	0	0	0	0	0	0	4	0	0	4	
502	502	0	0	0	0	0	0	0	3	0	0	3	
503	503	0	0	0	0	0	0	0	1	0	0	1	
506	506	0	0	0	0	0	0	0	1	0	0	1	
508	508	0	0	0	0	0	0	0	2	0	0	2	
510	510	0	0	0	0	0	0	0	2	0	0	2	
512	512	0	0	0	0	0	0	0	1	0	0	1	
601	601	0	0	0	0	0	0	0	8	0	0	8	
602	602	0	0	0	0	0	0	0	5	0	0	5	
603	603	0	0	0	0	0	0	0	1	0	0	1	
608	608	0	0	0	0	0	0	0	1	0	0	1	
609	609	0	0	0	0	0	0	0	8	0	0	8	
610	610	0	0	0	0	0	0	0	3	0	0	3	
611	611	0	0	0	0	0	0	0	5	0	0	5	
612	612	0	0	0	0	0	0	0	5	0	0	5	
701	701	0	0	0	0	0	0	0	2	0	0	2	
702	702	0	0	0	0	0	0	0	1	0	0	1	
704	704	0	0	0	0	0	0	0	4	0	0	4	
706	706	0	0	0	0	0	0	0	1	0	0	1	
707	707	0	0	0	0	0	0	0	9	0	0	9	
708	708	0	0	0	0	0	0	0	7	0	0	7	
709	709	0	0	0	0	0	0	0	48	0	0	48	
710	710	0	0	0	0	0	0	0	18	0	0	18	
712	712	0	0	0	0	0	0	0	4	0	0	4	
801	801	0	0	0	0	0	0	0	1	0	0	1	
803	803	0	0	0	0	0	0	0	1	0	0	1	
804	804	0	0	0	0	0	0	0	2	0	0	2	
805	805	0	0	0	0	0	0	0	1	0	0	1	
807	807	0	0	0	0	0	0	0	4	0	0	4	
808	808	0	0	0	0	0	0	0	11	0	0	11	
810	810	0	0	0	0	0	0	0	1	0	0	1	
811	811	0	0	0	0	0	0	0	18	0	0	18	
812	812	0	0	0	0	0	0	0	29	0	0	29	
902	902	0	0	0	0	0	0	0	30	0	0	30	
904	904	0	0	0	0	0	0	0	9	0	0	9	
905	905	0	0	0	0	0	0	0	3	0	0	3	
906	906	0	0	0	0	0	0	0	23	0	0	23	
907	907	0	0	0	0	0	0	0	10	0	0	10	
908	908	0	0	0	0	0	0	0	20	0	0	20	
911	911	0	0	0	0	0	0	0	8	0	0	8	
921	921	0	0	0	0	0	0	0	5	0	0	5	
922	922	0	0	0	0	0	0	0	1	0	0	1	
923	923	0	0	0	0	0	0	0	7	0	0	7	
924	924	0	0	0	0	0	0	0	4	0	0	4	
No answer	999	0	0	0	0	0	0	0	96	0	0	96	
Not applicable (Form 2)	BK	13,626	354	7,542	353	5,907	1,606	2,992	2,332	2,832	2,817	40,361	

3. Symptoms or manifestations of nervous breakdown -- Third mention.

[VAR: BRKDSYM3]

RESPONSE	PUNCH	YEAR										COL. 2778-2780	
		1972-82	1982B	1983-87	1987B	1988-91	1993	1994	1996	1998	2000	ALL	
201	201	0	0	0	0	0	0	0	1	0	0	1	
202	202	0	0	0	0	0	0	0	10	0	0	10	
203	203	0	0	0	0	0	0	0	2	0	0	2	
204	204	0	0	0	0	0	0	0	1	0	0	1	
205	205	0	0	0	0	0	0	0	12	0	0	12	
207	207	0	0	0	0	0	0	0	14	0	0	14	
210	210	0	0	0	0	0	0	0	1	0	0	1	
211	211	0	0	0	0	0	0	0	2	0	0	2	
212	212	0	0	0	0	0	0	0	5	0	0	5	
302	302	0	0	0	0	0	0	0	1	0	0	1	
303	303	0	0	0	0	0	0	0	7	0	0	7	
304	304	0	0	0	0	0	0	0	6	0	0	6	
305	305	0	0	0	0	0	0	0	1	0	0	1	
306	306	0	0	0	0	0	0	0	3	0	0	3	
307	307	0	0	0	0	0	0	0	1	0	0	1	
309	309	0	0	0	0	0	0	0	1	0	0	1	
310	310	0	0	0	0	0	0	0	11	0	0	11	
311	311	0	0	0	0	0	0	0	2	0	0	2	
405	405	0	0	0	0	0	0	0	2	0	0	2	
407	407	0	0	0	0	0	0	0	2	0	0	2	
411	411	0	0	0	0	0	0	0	1	0	0	1	
501	501	0	0	0	0	0	0	0	2	0	0	2	
502	502	0	0	0	0	0	0	0	3	0	0	3	
503	503	0	0	0	0	0	0	0	1	0	0	1	
506	506	0	0	0	0	0	0	0	1	0	0	1	
508	508	0	0	0	0	0	0	0	1	0	0	1	
511	511	0	0	0	0	0	0	0	1	0	0	1	
512	512	0	0	0	0	0	0	0	1	0	0	1	
601	601	0	0	0	0	0	0	0	5	0	0	5	
602	602	0	0	0	0	0	0	0	4	0	0	4	
609	609	0	0	0	0	0	0	0	3	0	0	3	
610	610	0	0	0	0	0	0	0	1	0	0	1	
611	611	0	0	0	0	0	0	0	1	0	0	1	
612	612	0	0	0	0	0	0	0	6	0	0	6	
701	701	0	0	0	0	0	0	0	1	0	0	1	
702	702	0	0	0	0	0	0	0	1	0	0	1	
704	704	0	0	0	0	0	0	0	7	0	0	7	
706	706	0	0	0	0	0	0	0	1	0	0	1	
707	707	0	0	0	0	0	0	0	4	0	0	4	
709	709	0	0	0	0	0	0	0	15	0	0	15	
710	710	0	0	0	0	0	0	0	5	0	0	5	
803	803	0	0	0	0	0	0	0	1	0	0	1	
807	807	0	0	0	0	0	0	0	3	0	0	3	
808	808	0	0	0	0	0	0	0	4	0	0	4	
811	811	0	0	0	0	0	0	0	11	0	0	11	
812	812	0	0	0	0	0	0	0	21	0	0	21	
902	902	0	0	0	0	0	0	0	6	0	0	6	
904	904	0	0	0	0	0	0	0	12	0	0	12	
905	905	0	0	0	0	0	0	0	1	0	0	1	
906	906	0	0	0	0	0	0	0	27	0	0	27	
907	907	0	0	0	0	0	0	0	8	0	0	8	
908	908	0	0	0	0	0	0	0	14	0	0	14	
911	911	0	0	0	0	0	0	0	9	0	0	9	
921	921	0	0	0	0	0	0	0	3	0	0	3	
923	923	0	0	0	0	0	0	0	6	0	0	6	
925	925	0	0	0	0	0	0	0	1	0	0	1	
No answer	999	0	0	0	0	0	0	0	96	0	0	96	
Not applicable (Form 2)	BK	13,626	354	7,542	353	5,907	1,606	2,992	2,531	2,832	2,817	40,560	

REMARKS: Please refer to Appendix D for an explanation of the above codes.

1. Other mentions about the nature of a nervous breakdown.

[VAR: BRKDOTH]

RESPONSE	PUNCH	YEAR										COL. 2781-2784
		1972-82	1982B	1983-87	1987B	1988-91	1993	1994	1996	1998	2000	ALL
1002	1002	0	0	0	0	0	0	0	1	0	0	1
1003	1003	0	0	0	0	0	0	0	2	0	0	2
1004	1004	0	0	0	0	0	0	0	2	0	0	2
1008	1008	0	0	0	0	0	0	0	3	0	0	3
1010	1010	0	0	0	0	0	0	0	7	0	0	7
1104	1104	0	0	0	0	0	0	0	20	0	0	20
1109	1109	0	0	0	0	0	0	0	65	0	0	65
1203	1203	0	0	0	0	0	0	0	1	0	0	1
1207	1207	0	0	0	0	0	0	0	2	0	0	2
1209	1209	0	0	0	0	0	0	0	11	0	0	11
1210	1210	0	0	0	0	0	0	0	1	0	0	1
1211	1211	0	0	0	0	0	0	0	26	0	0	26
1214	1214	0	0	0	0	0	0	0	9	0	0	9
No answer	9999	0	0	0	0	0	0	0	13	0	0	13
Not applicable (Form 2)	BK	13,626	354	7,542	353	5,907	1,606	2,992	2,741	2,832	2,817	40,770

REMARKS: Please refer to Appendix D for an explanation of the above codes.

667. Did you ever know anyone who was in a hospital because of a mental illness?

[VAR: KNWMHOSP]

RESPONSE	PUNCH	YEAR										COL. 2785
		1972-82	1982B	1983-87	1987B	1988-91	1993	1994	1996	1998	2000	ALL
Yes (GO TO Q.668A-F)	1	0	0	0	0	0	0	0	366	0	0	366
No (GO TO Q.669)	2	0	0	0	0	0	0	0	355	0	0	355
Not sure (GO TO Q.669)	8	0	0	0	0	0	0	0	8	0	0	8
No answer	9	0	0	0	0	0	0	0	7	0	0	7
Not applicable (Form 2)	BK	13,626	354	7,542	353	5,907	1,606	2,992	2,168	2,832	2,817	40,197

668. Was this a relative, a close friend, or just someone you didn't know very well? (CIRCLE ALL THAT APPLY) PROBE UNTIL "NO": ANYONE ELSE?

A. Respondent.

[VAR: RELMHSP1]

RESPONSE	PUNCH	YEAR										COL. 2786
		1972-82	1982B	1983-87	1987B	1988-91	1993	1994	1996	1998	2000	ALL
Respondent	1	0	0	0	0	0	0	0	9	0	0	9
Not respondent	2	0	0	0	0	0	0	0	355	0	0	355
Don't know	8	0	0	0	0	0	0	0	0	0	0	0
No answer	9	0	0	0	0	0	0	0	9	0	0	9
Not applicable (Form 2 or Punches 2-38 in Col. 2785)	BK	13,626	354	7,542	353	5,907	1,606	2,992	2,531	2,832	2,817	40,560

B. Immediate Family.

[VAR: RELMHSP2]

RESPONSE	PUNCH	YEAR										COL. 2787
		1972-82	1982B	1983-87	1987B	1988-91	1993	1994	1996	1998	2000	ALL
Immediate family	1	0	0	0	0	0	0	0	92	0	0	92
Not immediate family	2	0	0	0	0	0	0	0	272	0	0	272
Don't know	8	0	0	0	0	0	0	0	0	0	0	0
No answer	9	0	0	0	0	0	0	0	9	0	0	9
Not applicable (Form 2 or Punches 2-38 in Col. 2785)	BK	13,626	354	7,542	353	5,907	1,606	2,992	2,531	2,832	2,817	40,560

C. Other relatives.

[VAR: RELMHSP3]

RESPONSE	PUNCH	YEAR										COL. 2788
		1972-82	1982B	1983-87	1987B	1988-91	1993	1994	1996	1998	2000	ALL
Other relatives	1	0	0	0	0	0	0	0	99	0	0	99
Not other relatives	2	0	0	0	0	0	0	0	265	0	0	265
Don't know	8	0	0	0	0	0	0	0	0	0	0	0
No answer	9	0	0	0	0	0	0	0	9	0	0	9
Not applicable (Form 2 or Punches 2-38 in Col. 2785)	BK	13,626	354	7,542	353	5,907	1,606	2,992	2,531	2,832	2,817	40,560

D. Close friends.

[VAR: RELMHSP4]

RESPONSE	PUNCH	YEAR										COL. 2789
		1972-82	1982B	1983-87	1987B	1988-91	1993	1994	1996	1998	2000	ALL
Close friends	1	0	0	0	0	0	0	0	98	0	0	98
Not close friends	2	0	0	0	0	0	0	0	266	0	0	266
Don't know	8	0	0	0	0	0	0	0	0	0	0	0
No answer	9	0	0	0	0	0	0	0	9	0	0	9
Not applicable (Form 2 or Punches 2-38 in Col. 2785)	BK	13,626	354	7,542	353	5,907	1,606	2,992	2,531	2,832	2,817	40,560

E. Acquaintances.

[VAR: RELMHSP5]

RESPONSE	PUNCH	YEAR										COL. 2790
		1972-82	1982B	1983-87	1987B	1988-91	1993	1994	1996	1998	2000	ALL
Acquaintances	1	0	0	0	0	0	0	0	88	0	0	88
Not acquaintances	2	0	0	0	0	0	0	0	276	0	0	276
Don't know	8	0	0	0	0	0	0	0	0	0	0	0
No answer	9	0	0	0	0	0	0	0	9	0	0	9
Not applicable (Form 2 or Punches 2-38 in Col. 2785)	BK	13,626	354	7,542	353	5,907	1,606	2,992	2,531	2,832	2,817	40,560

F. Other (specify).

[VAR: RELMHSP6]

RESPONSE	PUNCH	YEAR										COL. 2791
		1972-82	1982B	1983-87	1987B	1988-91	1993	1994	1996	1998	2000	ALL
Other (specify)	1	0	0	0	0	0	0	0	26	0	0	26
Not other	2	0	0	0	0	0	0	0	338	0	0	338
Don't know	8	0	0	0	0	0	0	0	0	0	0	0
No answer	9	0	0	0	0	0	0	0	9	0	0	9
Not applicable (Form 2 or Punches 2-38 in Col. 2785)	BK	13,626	354	7,542	353	5,907	1,606	2,992	2,531	2,832	2,817	40,560

669. Have you ever known anyone (other than persons mentioned in Q. 667) who was seeing a psychologist, mental health professional, social worker or other counselor?

[VAR: KNWPATNT]

RESPONSE	PUNCH	YEAR										COL. 2792
		1972-82	1982B	1983-87	1987B	1988-91	1993	1994	1996	1998	2000	ALL
Yes	1	0	0	0	0	0	0	0	388	0	0	388
No	2	0	0	0	0	0	0	0	271	0	0	271
Don't know	8	0	0	0	0	0	0	0	11	0	0	11
No answer	9	0	0	0	0	0	0	0	66	0	0	66
Not applicable (Form 2)	BK	13,626	354	7,542	353	5,907	1,606	2,992	2,168	2,832	2,817	40,197

669 A. Have you ever felt that you were going to have a nervous breakdown?

[VAR: EVBRKDWN]

RESPONSE	PUNCH	YEAR										COL. 2793
		1972-82	1982B	1983-87	1987B	1988-91	1993	1994	1996	1998	2000	ALL
Yes . (GO TO Q.669A1)	1	0	0	0	0	0	0	0	376	0	0	376
No . (GO TO Q.669C)	2	0	0	0	0	0	0	0	1,047	0	0	1,047
Don't know . (GO TO Q.669C)	8	0	0	0	0	0	0	0	10	0	0	10
No answer	9	0	0	0	0	0	0	0	11	0	0	11
Not applicable	BK	13,626	354	7,542	353	5,907	1,606	2,992	1,460	2,832	2,817	39,489

1. **(IF YES TO Q.669A) Could you tell me about when you felt that way? What was it about?
(PROBE: GET EXACT DATE and complete details.)**

The causes and sources of R's nervous breakdown -- First mention.

[VAR: BRKDWHY1]

RESPONSE	PUNCH	YEAR										COL. 2794-2796	
		1972-82	1982B	1983-87	1987B	1988-91	1993	1994	1996	1998	2000	ALL	
10	10	0	0	0	0	0	0	0	16	0	0	16	
11	11	0	0	0	0	0	0	0	1	0	0	1	
12	12	0	0	0	0	0	0	0	7	0	0	7	
13	13	0	0	0	0	0	0	0	7	0	0	7	
15	15	0	0	0	0	0	0	0	18	0	0	18	
16	16	0	0	0	0	0	0	0	5	0	0	5	
17	17	0	0	0	0	0	0	0	3	0	0	3	
18	18	0	0	0	0	0	0	0	18	0	0	18	
19	19	0	0	0	0	0	0	0	10	0	0	10	
21	21	0	0	0	0	0	0	0	27	0	0	27	
22	22	0	0	0	0	0	0	0	8	0	0	8	
23	23	0	0	0	0	0	0	0	7	0	0	7	
24	24	0	0	0	0	0	0	0	2	0	0	2	
25	25	0	0	0	0	0	0	0	9	0	0	9	
29	29	0	0	0	0	0	0	0	7	0	0	7	
31	31	0	0	0	0	0	0	0	1	0	0	1	
32	32	0	0	0	0	0	0	0	1	0	0	1	
34	34	0	0	0	0	0	0	0	1	0	0	1	
36	36	0	0	0	0	0	0	0	2	0	0	2	
39	39	0	0	0	0	0	0	0	5	0	0	5	
41	41	0	0	0	0	0	0	0	59	0	0	59	
80	80	0	0	0	0	0	0	0	10	0	0	10	
101	101	0	0	0	0	0	0	0	6	0	0	6	
129	129	0	0	0	0	0	0	0	1	0	0	1	
202	202	0	0	0	0	0	0	0	1	0	0	1	
204	204	0	0	0	0	0	0	0	4	0	0	4	
206	206	0	0	0	0	0	0	0	1	0	0	1	
207	207	0	0	0	0	0	0	0	1	0	0	1	
213	213	0	0	0	0	0	0	0	2	0	0	2	
216	216	0	0	0	0	0	0	0	7	0	0	7	
219	219	0	0	0	0	0	0	0	1	0	0	1	
300	300	0	0	0	0	0	0	0	1	0	0	1	
304	304	0	0	0	0	0	0	0	3	0	0	3	
309	309	0	0	0	0	0	0	0	1	0	0	1	
400	400	0	0	0	0	0	0	0	2	0	0	2	
404	404	0	0	0	0	0	0	0	3	0	0	3	
411	411	0	0	0	0	0	0	0	1	0	0	1	
500	500	0	0	0	0	0	0	0	4	0	0	4	
502	502	0	0	0	0	0	0	0	4	0	0	4	
503	503	0	0	0	0	0	0	0	6	0	0	6	
504	504	0	0	0	0	0	0	0	4	0	0	4	
505	505	0	0	0	0	0	0	0	2	0	0	2	
508	508	0	0	0	0	0	0	0	2	0	0	2	
509	509	0	0	0	0	0	0	0	3	0	0	3	
519	519	0	0	0	0	0	0	0	1	0	0	1	
521	521	0	0	0	0	0	0	0	2	0	0	2	
523	523	0	0	0	0	0	0	0	6	0	0	6	
524	524	0	0	0	0	0	0	0	9	0	0	9	
526	526	0	0	0	0	0	0	0	4	0	0	4	
540	540	0	0	0	0	0	0	0	1	0	0	1	
611	611	0	0	0	0	0	0	0	3	0	0	3	
613	613	0	0	0	0	0	0	0	2	0	0	2	
614	614	0	0	0	0	0	0	0	2	0	0	2	
700	700	0	0	0	0	0	0	0	2	0	0	2	
702	702	0	0	0	0	0	0	0	1	0	0	1	

RESPONSE	PUNCH	YEAR										COL. 2794-2796	
		1972-82	1982B	1983-87	1987B	1988-91	1993	1994	1996	1998	2000	ALL	
710	710	0	0	0	0	0	0	0	1	0	0	1	
730	730	0	0	0	0	0	0	0	1	0	0	1	
749	749	0	0	0	0	0	0	0	1	0	0	1	
800	800	0	0	0	0	0	0	0	4	0	0	4	
801	801	0	0	0	0	0	0	0	1	0	0	1	
802	802	0	0	0	0	0	0	0	11	0	0	11	
803	803	0	0	0	0	0	0	0	7	0	0	7	
804	804	0	0	0	0	0	0	0	2	0	0	2	
805	805	0	0	0	0	0	0	0	1	0	0	1	
806	806	0	0	0	0	0	0	0	2	0	0	2	
807	807	0	0	0	0	0	0	0	4	0	0	4	
810	810	0	0	0	0	0	0	0	2	0	0	2	
811	811	0	0	0	0	0	0	0	1	0	0	1	
813	813	0	0	0	0	0	0	0	1	0	0	1	
Don't know	998	0	0	0	0	0	0	0	1	0	0	1	
No answer	999	0	0	0	0	0	0	0	30	0	0	30	
Not applicable (Punches 28 in Col. 2793)	BK	13,626	354	7,542	353	5,907	1,606	2,992	2,517	2,832	2,817	40,546	

2. The causes and sources of R's nervous breakdown -- Second mention.

[VAR: BRKDWY2]

RESPONSE	PUNCH	YEAR										COL. 2797-2799	
		1972-82	1982B	1983-87	1987B	1988-91	1993	1994	1996	1998	2000	ALL	
10	10	0	0	0	0	0	0	0	10	0	0	10	
11	11	0	0	0	0	0	0	0	3	0	0	3	
12	12	0	0	0	0	0	0	0	5	0	0	5	
13	13	0	0	0	0	0	0	0	4	0	0	4	
14	14	0	0	0	0	0	0	0	1	0	0	1	
15	15	0	0	0	0	0	0	0	8	0	0	8	
16	16	0	0	0	0	0	0	0	1	0	0	1	
17	17	0	0	0	0	0	0	0	1	0	0	1	
18	18	0	0	0	0	0	0	0	8	0	0	8	
19	19	0	0	0	0	0	0	0	10	0	0	10	
21	21	0	0	0	0	0	0	0	5	0	0	5	
22	22	0	0	0	0	0	0	0	5	0	0	5	
23	23	0	0	0	0	0	0	0	3	0	0	3	
24	24	0	0	0	0	0	0	0	2	0	0	2	
25	25	0	0	0	0	0	0	0	6	0	0	6	
29	29	0	0	0	0	0	0	0	4	0	0	4	
31	31	0	0	0	0	0	0	0	1	0	0	1	
33	33	0	0	0	0	0	0	0	1	0	0	1	
34	34	0	0	0	0	0	0	0	2	0	0	2	
39	39	0	0	0	0	0	0	0	8	0	0	8	
41	41	0	0	0	0	0	0	0	27	0	0	27	
80	80	0	0	0	0	0	0	0	3	0	0	3	
101	101	0	0	0	0	0	0	0	4	0	0	4	
122	122	0	0	0	0	0	0	0	1	0	0	1	
129	129	0	0	0	0	0	0	0	2	0	0	2	
200	200	0	0	0	0	0	0	0	2	0	0	2	
201	201	0	0	0	0	0	0	0	1	0	0	1	
203	203	0	0	0	0	0	0	0	1	0	0	1	
204	204	0	0	0	0	0	0	0	2	0	0	2	
206	206	0	0	0	0	0	0	0	1	0	0	1	
213	213	0	0	0	0	0	0	0	2	0	0	2	
216	216	0	0	0	0	0	0	0	3	0	0	3	
219	219	0	0	0	0	0	0	0	1	0	0	1	
309	309	0	0	0	0	0	0	0	1	0	0	1	
500	500	0	0	0	0	0	0	0	1	0	0	1	
502	502	0	0	0	0	0	0	0	2	0	0	2	
504	504	0	0	0	0	0	0	0	2	0	0	2	
505	505	0	0	0	0	0	0	0	1	0	0	1	
506	506	0	0	0	0	0	0	0	1	0	0	1	
509	509	0	0	0	0	0	0	0	4	0	0	4	
521	521	0	0	0	0	0	0	0	1	0	0	1	
524	524	0	0	0	0	0	0	0	3	0	0	3	
532	532	0	0	0	0	0	0	0	1	0	0	1	
533	533	0	0	0	0	0	0	0	1	0	0	1	
703	703	0	0	0	0	0	0	0	1	0	0	1	
709	709	0	0	0	0	0	0	0	1	0	0	1	
730	730	0	0	0	0	0	0	0	1	0	0	1	
802	802	0	0	0	0	0	0	0	1	0	0	1	
803	803	0	0	0	0	0	0	0	7	0	0	7	
804	804	0	0	0	0	0	0	0	1	0	0	1	
805	805	0	0	0	0	0	0	0	1	0	0	1	
807	807	0	0	0	0	0	0	0	1	0	0	1	
812	812	0	0	0	0	0	0	0	2	0	0	2	
Don't know	998	0	0	0	0	0	0	0	1	0	0	1	
No answer	999	0	0	0	0	0	0	0	31	0	0	31	
Not applicable (Punches 28 in in Col. 2793)	BK	13,626	354	7,542	353	5,907	1,606	2,992	2,700	2,832	2,817	40,729	

3. The causes and sources of R's nervous breakdown -- Third mention.

[VAR: BRKDWY3]

RESPONSE	PUNCH	YEAR										COL. 2800-2802	
		1972-82	1982B	1983-87	1987B	1988-91	1993	1994	1996	1998	2000	ALL	
10	10	0	0	0	0	0	0	0	7	0	0	7	
11	11	0	0	0	0	0	0	0	2	0	0	2	
12	12	0	0	0	0	0	0	0	2	0	0	2	
13	13	0	0	0	0	0	0	0	1	0	0	1	
14	14	0	0	0	0	0	0	0	1	0	0	1	
15	15	0	0	0	0	0	0	0	3	0	0	3	
16	16	0	0	0	0	0	0	0	1	0	0	1	
18	18	0	0	0	0	0	0	0	3	0	0	3	
19	19	0	0	0	0	0	0	0	4	0	0	4	
21	21	0	0	0	0	0	0	0	1	0	0	1	
22	22	0	0	0	0	0	0	0	2	0	0	2	
23	23	0	0	0	0	0	0	0	2	0	0	2	
24	24	0	0	0	0	0	0	0	1	0	0	1	
25	25	0	0	0	0	0	0	0	2	0	0	2	
29	29	0	0	0	0	0	0	0	2	0	0	2	
37	37	0	0	0	0	0	0	0	1	0	0	1	
39	39	0	0	0	0	0	0	0	1	0	0	1	
41	41	0	0	0	0	0	0	0	19	0	0	19	
80	80	0	0	0	0	0	0	0	1	0	0	1	
121	121	0	0	0	0	0	0	0	1	0	0	1	
129	129	0	0	0	0	0	0	0	1	0	0	1	
216	216	0	0	0	0	0	0	0	1	0	0	1	
219	219	0	0	0	0	0	0	0	1	0	0	1	
304	304	0	0	0	0	0	0	0	2	0	0	2	
402	402	0	0	0	0	0	0	0	1	0	0	1	
500	500	0	0	0	0	0	0	0	3	0	0	3	
505	505	0	0	0	0	0	0	0	1	0	0	1	
509	509	0	0	0	0	0	0	0	1	0	0	1	
802	802	0	0	0	0	0	0	0	2	0	0	2	
803	803	0	0	0	0	0	0	0	2	0	0	2	
806	806	0	0	0	0	0	0	0	2	0	0	2	
807	807	0	0	0	0	0	0	0	1	0	0	1	
No answer	999	0	0	0	0	0	0	0	31	0	0	31	
Not applicable (Punches 28 in Col. 2793)	BK	13,626	354	7,542	353	5,907	1,606	2,992	2,798	2,832	2,817	40,827	

REMARKS: Please refer to Appendix D for an explanation of the above codes.

B. **(IF EVER ANTICIPATED A NERVOUS BREAKDOWN)** What did you do about it?
 (PROBE: Anything else? until R says no.) Which of these things did you do first; second; third?
(INTERVIEWER: Sequence list; read back if needed.)

1. What R did about the nervous breakdown - First mention.

[VAR: BRKDDO1]

RESPONSE	PUNCH	YEAR										COL. 2803-2804	
		1972-82	1982B	1983-87	1987B	1988-91	1993	1994	1996	1998	2000	ALL	
11	11	0	0	0	0	0	0	0	2	0	0	2	
21	21	0	0	0	0	0	0	0	1	0	0	1	
22	22	0	0	0	0	0	0	0	11	0	0	11	
23	23	0	0	0	0	0	0	0	5	0	0	5	
24	24	0	0	0	0	0	0	0	3	0	0	3	
31	31	0	0	0	0	0	0	0	49	0	0	49	
41	41	0	0	0	0	0	0	0	4	0	0	4	
51	51	0	0	0	0	0	0	0	18	0	0	18	
61	61	0	0	0	0	0	0	0	8	0	0	8	
62	62	0	0	0	0	0	0	0	3	0	0	3	
64	64	0	0	0	0	0	0	0	13	0	0	13	
65	65	0	0	0	0	0	0	0	1	0	0	1	
69	69	0	0	0	0	0	0	0	11	0	0	11	
71	71	0	0	0	0	0	0	0	10	0	0	10	
72	72	0	0	0	0	0	0	0	25	0	0	25	
73	73	0	0	0	0	0	0	0	8	0	0	8	
74	74	0	0	0	0	0	0	0	18	0	0	18	
75	75	0	0	0	0	0	0	0	9	0	0	9	
81	81	0	0	0	0	0	0	0	66	0	0	66	
82	82	0	0	0	0	0	0	0	90	0	0	90	
83	83	0	0	0	0	0	0	0	5	0	0	5	
Don't know	98	0	0	0	0	0	0	0	1	0	0	1	
No answer	99	0	0	0	0	0	0	0	26	0	0	26	
Not applicable (Punches 28 in Col. 2793)	BK	13,626	354	7,542	353	5,907	1,606	2,992	2,517	2,832	2,817	40,546	

2. What R did about the nervous breakdown -- Second mention.

[VAR: BRKDDO2]

RESPONSE	PUNCH	YEAR										COL. 2805-2806	
		1972-82	1982B	1983-87	1987B	1988-91	1993	1994	1996	1998	2000	ALL	
22	22	0	0	0	0	0	0	0	9	0	0	9	
23	23	0	0	0	0	0	0	0	1	0	0	1	
24	24	0	0	0	0	0	0	0	1	0	0	1	
31	31	0	0	0	0	0	0	0	5	0	0	5	
39	39	0	0	0	0	0	0	0	1	0	0	1	
41	41	0	0	0	0	0	0	0	2	0	0	2	
51	51	0	0	0	0	0	0	0	17	0	0	17	
61	61	0	0	0	0	0	0	0	39	0	0	39	
62	62	0	0	0	0	0	0	0	3	0	0	3	
63	63	0	0	0	0	0	0	0	1	0	0	1	
64	64	0	0	0	0	0	0	0	12	0	0	12	
68	68	0	0	0	0	0	0	0	1	0	0	1	
69	69	0	0	0	0	0	0	0	15	0	0	15	
71	71	0	0	0	0	0	0	0	4	0	0	4	
72	72	0	0	0	0	0	0	0	22	0	0	22	
73	73	0	0	0	0	0	0	0	3	0	0	3	
74	74	0	0	0	0	0	0	0	6	0	0	6	
75	75	0	0	0	0	0	0	0	4	0	0	4	
81	81	0	0	0	0	0	0	0	44	0	0	44	
82	82	0	0	0	0	0	0	0	37	0	0	37	
83	83	0	0	0	0	0	0	0	2	0	0	2	
No answer	99	0	0	0	0	0	0	0	26	0	0	26	
Not applicable (Punches 2, 8 in Col. 2793)	BK	13,626	354	7,542	353	5,907	1,606	2,992	2,649	2,832	2,817	40,678	

3. What R did about the nervous breakdown -- Third mention.

[VAR: BRKDDO3]

RESPONSE	PUNCH	YEAR										COL. 2807-2808	
		1972-82	1982B	1983-87	1987B	1988-91	1993	1994	1996	1998	2000	ALL	
11	11	0	0	0	0	0	0	0	1	0	0	1	
22	22	0	0	0	0	0	0	0	8	0	0	8	
23	23	0	0	0	0	0	0	0	2	0	0	2	
24	24	0	0	0	0	0	0	0	1	0	0	1	
51	51	0	0	0	0	0	0	0	6	0	0	6	
61	61	0	0	0	0	0	0	0	10	0	0	10	
62	62	0	0	0	0	0	0	0	3	0	0	3	
64	64	0	0	0	0	0	0	0	5	0	0	5	
65	65	0	0	0	0	0	0	0	2	0	0	2	
66	66	0	0	0	0	0	0	0	1	0	0	1	
69	69	0	0	0	0	0	0	0	5	0	0	5	
71	71	0	0	0	0	0	0	0	9	0	0	9	
72	72	0	0	0	0	0	0	0	9	0	0	9	
73	73	0	0	0	0	0	0	0	2	0	0	2	
74	74	0	0	0	0	0	0	0	1	0	0	1	
75	75	0	0	0	0	0	0	0	4	0	0	4	
81	81	0	0	0	0	0	0	0	21	0	0	21	
82	82	0	0	0	0	0	0	0	18	0	0	18	
83	83	0	0	0	0	0	0	0	3	0	0	3	
No answer	99	0	0	0	0	0	0	0	26	0	0	26	
Not applicable (Punches 2, 8 in Col. 2793)	BK	13,626	354	7,542	353	5,907	1,606	2,992	2,767	2,832	2,817	40,796	

REMARKS: Please refer to Appendix D for an explanation of the above codes.

1. R's sources of help during nervous breakdown -- First mention.

[VAR: BRKDHL P1]

RESPONSE	PUNCH	YEAR							COL. 2809-2811			
		1972-82	1982B	1983-87	1987B	1988-91	1993	1994	1996	1998	2000	ALL
100	100	0	0	0	0	0	0	0	12	0	0	12
101	101	0	0	0	0	0	0	0	2	0	0	2
102	102	0	0	0	0	0	0	0	1	0	0	1
103	103	0	0	0	0	0	0	0	8	0	0	8
105	105	0	0	0	0	0	0	0	3	0	0	3
106	106	0	0	0	0	0	0	0	23	0	0	23
107	107	0	0	0	0	0	0	0	4	0	0	4
108	108	0	0	0	0	0	0	0	1	0	0	1
190	190	0	0	0	0	0	0	0	3	0	0	3
200	200	0	0	0	0	0	0	0	20	0	0	20
201	201	0	0	0	0	0	0	0	13	0	0	13
300	300	0	0	0	0	0	0	0	1	0	0	1
390	390	0	0	0	0	0	0	0	1	0	0	1
400	400	0	0	0	0	0	0	0	4	0	0	4
401	401	0	0	0	0	0	0	0	4	0	0	4
402	402	0	0	0	0	0	0	0	2	0	0	2
403	403	0	0	0	0	0	0	0	38	0	0	38
408	408	0	0	0	0	0	0	0	1	0	0	1
480	480	0	0	0	0	0	0	0	2	0	0	2
490	490	0	0	0	0	0	0	0	2	0	0	2
499	499	0	0	0	0	0	0	0	4	0	0	4
500	500	0	0	0	0	0	0	0	10	0	0	10
502	502	0	0	0	0	0	0	0	6	0	0	6
503	503	0	0	0	0	0	0	0	1	0	0	1
505	505	0	0	0	0	0	0	0	1	0	0	1
506	506	0	0	0	0	0	0	0	38	0	0	38
604	604	0	0	0	0	0	0	0	3	0	0	3
605	605	0	0	0	0	0	0	0	8	0	0	8
606	606	0	0	0	0	0	0	0	3	0	0	3
610	610	0	0	0	0	0	0	0	1	0	0	1
690	690	0	0	0	0	0	0	0	1	0	0	1
700	700	0	0	0	0	0	0	0	2	0	0	2
800	800	0	0	0	0	0	0	0	3	0	0	3
860	860	0	0	0	0	0	0	0	1	0	0	1
910	910	0	0	0	0	0	0	0	131	0	0	131
No answer	999	0	0	0	0	0	0	0	29	0	0	29
Not applicable (Punches 28 in Col. 2793)	BK	13,626	354	7,542	353	5,907	1,606	2,992	2,517	2,832	2,817	40,546

2. R's sources of help during nervous breakdown -- Second mention.

[VAR: BRKDHL P2]

RESPONSE	PUNCH	YEAR							COL. 2812-2814			
		1972-82	1982B	1983-87	1987B	1988-91	1993	1994	1996	1998	2000	ALL
100	100	0	0	0	0	0	0	0	3	0	0	3
101	101	0	0	0	0	0	0	0	2	0	0	2
106	106	0	0	0	0	0	0	0	8	0	0	8
107	107	0	0	0	0	0	0	0	2	0	0	2
190	190	0	0	0	0	0	0	0	2	0	0	2
200	200	0	0	0	0	0	0	0	17	0	0	17
201	201	0	0	0	0	0	0	0	5	0	0	5
202	202	0	0	0	0	0	0	0	1	0	0	1
290	290	0	0	0	0	0	0	0	1	0	0	1
390	390	0	0	0	0	0	0	0	3	0	0	3
400	400	0	0	0	0	0	0	0	5	0	0	5
401	401	0	0	0	0	0	0	0	1	0	0	1
402	402	0	0	0	0	0	0	0	1	0	0	1
403	403	0	0	0	0	0	0	0	10	0	0	10
500	500	0	0	0	0	0	0	0	4	0	0	4
502	502	0	0	0	0	0	0	0	1	0	0	1
505	505	0	0	0	0	0	0	0	1	0	0	1
506	506	0	0	0	0	0	0	0	12	0	0	12
590	590	0	0	0	0	0	0	0	1	0	0	1
604	604	0	0	0	0	0	0	0	2	0	0	2
605	605	0	0	0	0	0	0	0	5	0	0	5
606	606	0	0	0	0	0	0	0	2	0	0	2
800	800	0	0	0	0	0	0	0	1	0	0	1
910	910	0	0	0	0	0	0	0	260	0	0	260
No answer	999	0	0	0	0	0	0	0	30	0	0	30
Not applicable (Punches 2, 8 in Col. 2793)	BK	13,626	354	7,542	353	5,907	1,606	2,992	2,524	2,832	2,817	40,553

3. R's sources of help during nervous breakdown -- Third mention.

[VAR: BRKDHL P3]

RESPONSE	PUNCH	YEAR							COL. 2815-2,817			
		1972-82	1982B	1983-87	1987B	1988-91	1993	1994	1996	1998	2000	ALL
100	100	0	0	0	0	0	0	0	1	0	0	1
103	103	0	0	0	0	0	0	0	1	0	0	1
106	106	0	0	0	0	0	0	0	3	0	0	3
108	108	0	0	0	0	0	0	0	1	0	0	1
200	200	0	0	0	0	0	0	0	2	0	0	2
300	300	0	0	0	0	0	0	0	1	0	0	1
390	390	0	0	0	0	0	0	0	1	0	0	1
400	400	0	0	0	0	0	0	0	2	0	0	2
401	401	0	0	0	0	0	0	0	1	0	0	1
500	500	0	0	0	0	0	0	0	1	0	0	1
506	506	0	0	0	0	0	0	0	2	0	0	2
606	606	0	0	0	0	0	0	0	1	0	0	1
700	700	0	0	0	0	0	0	0	1	0	0	1
800	800	0	0	0	0	0	0	0	1	0	0	1
910	910	0	0	0	0	0	0	0	319	0	0	319
No answer	999	0	0	0	0	0	0	0	33	0	0	33
Not applicable (Punches 2, 8 in Col. 2793)	BK	13,626	354	7,542	353	5,907	1,606	2,992	2,533	2,832	2,817	40,562

REMARKS: Please refer to Appendix D for an explanation of the above codes.

4. The timing of R's nervous breakdown.

[VAR: BRKDTIME]

RESPONSE	PUNCH	YEAR										COL. 2818
		1972-82	1982B	1983-87	1987B	1988-91	1993	1994	1996	1998	2000	ALL
1	1	0	0	0	0	0	0	0	17	0	0	17
2	2	0	0	0	0	0	0	0	77	0	0	77
3	3	0	0	0	0	0	0	0	96	0	0	96
4	4	0	0	0	0	0	0	0	98	0	0	98
Don't know	8	0	0	0	0	0	0	0	0	0	0	0
No answer	9	0	0	0	0	0	0	0	99	0	0	99
Not applicable (Punches 2, 8 in Col. 2793)	BK	13,626	354	7,542	353	5,907	1,606	2,992	2,517	2,832	2,817	40,546

REMARKS: Please refer to Appendix D for an explanation of the above codes.

5. The duration and severity of R's breakdown.

[VAR: BRKDDUR]

RESPONSE	PUNCH	YEAR										COL. 2819
		1972-82	1982B	1983-87	1987B	1988-91	1993	1994	1996	1998	2000	ALL
1	1	0	0	0	0	0	0	0	87	0	0	87
2	2	0	0	0	0	0	0	0	1	0	0	1
3	3	0	0	0	0	0	0	0	18	0	0	18
4	4	0	0	0	0	0	0	0	16	0	0	16
5	5	0	0	0	0	0	0	0	20	0	0	20
6	6	0	0	0	0	0	0	0	5	0	0	5
7	7	0	0	0	0	0	0	0	51	0	0	51
Don't know	8	0	0	0	0	0	0	0	13	0	0	13
No answer	9	0	0	0	0	0	0	0	176	0	0	176
Not applicable (Punches 2, 8 in Col. 2793)	BK	13,626	354	7,542	353	5,907	1,606	2,992	2,517	2,832	2,817	40,546

REMARKS: Please refer to Appendix D for an explanation of the above codes.

IF ANSWERED Q.669A & Q.669B, GO TO Q.839A.

C. (IF NO TO Q.669, ASK Q.669C) Have you ever felt you had a mental health problem?

[VAR: EVMHP]

RESPONSE	PUNCH	YEAR										COL. 2820
		1972-82	1982B	1983-87	1987B	1988-91	1993	1994	1996	1998	2000	ALL
Yes . (GO TO Qs. 669D-E)	1	0	0	0	0	0	0	0	76	0	0	76
No . (GO TO Q. 736)	2	0	0	0	0	0	0	0	977	0	0	977
Don't know . (GO TO Q. 736)	8	0	0	0	0	0	0	0	1	0	0	1
No answer	9	0	0	0	0	0	0	0	13	0	0	13
Not applicable (Punch 1 in Col. 2793)	BK	13,626	354	7,542	353	5,907	1,606	2,992	2,517	2,832	2,817	39,866

D. (IF YES TO Q.669C ASK:) Could you tell me about when you felt that way? What was it about? (PROBE: GET EXACT DATE and complete details.)

1. The causes and sources of R's mental illness -- First mention.

[VAR: MNIL WHY 1]

RESPONSE	PUNCH	YEAR										COL. 2821-2823
		1972-82	1982B	1983-87	1987B	1988-91	1993	1994	1996	1998	2000	ALL
12	12	0	0	0	0	0	0	0	4	0	0	4
15	15	0	0	0	0	0	0	0	3	0	0	3
19	19	0	0	0	0	0	0	0	2	0	0	2
21	21	0	0	0	0	0	0	0	1	0	0	1
22	22	0	0	0	0	0	0	0	1	0	0	1
31	31	0	0	0	0	0	0	0	1	0	0	1
35	35	0	0	0	0	0	0	0	1	0	0	1
38	38	0	0	0	0	0	0	0	1	0	0	1
39	39	0	0	0	0	0	0	0	6	0	0	6
41	41	0	0	0	0	0	0	0	8	0	0	8
80	80	0	0	0	0	0	0	0	2	0	0	2
123	123	0	0	0	0	0	0	0	1	0	0	1
200	200	0	0	0	0	0	0	0	2	0	0	2
204	204	0	0	0	0	0	0	0	1	0	0	1
217	217	0	0	0	0	0	0	0	1	0	0	1
219	219	0	0	0	0	0	0	0	1	0	0	1
309	309	0	0	0	0	0	0	0	1	0	0	1
500	500	0	0	0	0	0	0	0	1	0	0	1
502	502	0	0	0	0	0	0	0	1	0	0	1
524	524	0	0	0	0	0	0	0	4	0	0	4
700	700	0	0	0	0	0	0	0	1	0	0	1
701	701	0	0	0	0	0	0	0	1	0	0	1
702	702	0	0	0	0	0	0	0	1	0	0	1
709	709	0	0	0	0	0	0	0	1	0	0	1
802	802	0	0	0	0	0	0	0	3	0	0	3
803	803	0	0	0	0	0	0	0	15	0	0	15
804	804	0	0	0	0	0	0	0	1	0	0	1
806	806	0	0	0	0	0	0	0	1	0	0	1
807	807	0	0	0	0	0	0	0	2	0	0	2
809	809	0	0	0	0	0	0	0	1	0	0	1
No answer	999	0	0	0	0	0	0	0	19	0	0	19
Not applicable (Punch 1 in Col. 2793)	BK	13,626	354	7,542	353	5,907	1,606	2,992	2,815	2,832	2,817	40,844

2. The causes and sources of R's mental illness -- Second mention.

[VAR: MNIL WHY 2]

RESPONSE	PUNCH	YEAR										COL. 2824-2826
		1972-82	1982B	1983-87	1987B	1988-91	1993	1994	1996	1998	2000	ALL
15	15	0	0	0	0	0	0	0	3	0	0	3
16	16	0	0	0	0	0	0	0	1	0	0	1
17	17	0	0	0	0	0	0	0	1	0	0	1
21	21	0	0	0	0	0	0	0	2	0	0	2
23	23	0	0	0	0	0	0	0	1	0	0	1
35	35	0	0	0	0	0	0	0	1	0	0	1
41	41	0	0	0	0	0	0	0	4	0	0	4
129	129	0	0	0	0	0	0	0	1	0	0	1
204	204	0	0	0	0	0	0	0	1	0	0	1
216	216	0	0	0	0	0	0	0	2	0	0	2
649	649	0	0	0	0	0	0	0	1	0	0	1
800	800	0	0	0	0	0	0	0	1	0	0	1
802	802	0	0	0	0	0	0	0	1	0	0	1
803	803	0	0	0	0	0	0	0	2	0	0	2
805	805	0	0	0	0	0	0	0	2	0	0	2
809	809	0	0	0	0	0	0	0	1	0	0	1
No answer	999	0	0	0	0	0	0	0	19	0	0	19
Not applicable (Punch 1 in Col. 2793)	BK	13,626	354	7,542	353	5,907	1,606	2,992	2,860	2,832	2,817	40,889

3. The causes and sources of R's mental illness -- Third mention.

[VAR: MNILWHY3]

RESPONSE	PUNCH	YEAR										COL. 2827-2829
		1972-82	1982B	1983-87	1987B	1988-91	1993	1994	1996	1998	2000	
15	15	0	0	0	0	0	0	0	1	0	0	1
16	16	0	0	0	0	0	0	0	1	0	0	1
23	23	0	0	0	0	0	0	0	1	0	0	1
24	24	0	0	0	0	0	0	0	1	0	0	1
500	500	0	0	0	0	0	0	0	1	0	0	1
730	730	0	0	0	0	0	0	0	1	0	0	1
803	803	0	0	0	0	0	0	0	2	0	0	2
No answer	999	0	0	0	0	0	0	0	20	0	0	20
Not applicable (Punch 1 in Col. 2793)	BK	13,626	354	7,542	353	5,907	1,606	2,992	2,876	2,832	2,817	40,905

REMARKS: Please refer to Appendix D for an explanation of the above codes.

E. (IF YES TO Q.669C ASK:) What did you do about it? (PROBE: Anything else? until R says no.) Which of these things did you do first; second; third? (INTERVIEWER: Sequence list; read back if needed.)

1. What R. did about the mental illness -- First mention.

[VAR: MNILDO1]

RESPONSE	PUNCH	YEAR										COL. 2830-2831
		1972-82	1982B	1983-87	1987B	1988-91	1993	1994	1996	1998	2000	
31	31	0	0	0	0	0	0	0	10	0	0	10
51	51	0	0	0	0	0	0	0	6	0	0	6
61	61	0	0	0	0	0	0	0	2	0	0	2
62	62	0	0	0	0	0	0	0	1	0	0	1
64	64	0	0	0	0	0	0	0	1	0	0	1
69	69	0	0	0	0	0	0	0	3	0	0	3
72	72	0	0	0	0	0	0	0	5	0	0	5
74	74	0	0	0	0	0	0	0	2	0	0	2
75	75	0	0	0	0	0	0	0	1	0	0	1
81	81	0	0	0	0	0	0	0	7	0	0	7
82	82	0	0	0	0	0	0	0	35	0	0	35
83	83	0	0	0	0	0	0	0	1	0	0	1
No answer	99	0	0	0	0	0	0	0	15	0	0	15
Not applicable (Punch 1 in Col. 2793)	BK	13,626	354	7,542	353	5,907	1,606	2,992	2,815	2,832	2,817	40,844

2. What R. did about the mental illness -- Second mention.

[VAR: MNILDO2]

RESPONSE	PUNCH	YEAR										COL. 2,832-2833
		1972-82	1982B	1983-87	1987B	1988-91	1993	1994	1996	1998	2000	
22	22	0	0	0	0	0	0	0	2	0	0	2
23	23	0	0	0	0	0	0	0	1	0	0	1
24	24	0	0	0	0	0	0	0	1	0	0	1
31	31	0	0	0	0	0	0	0	1	0	0	1
61	61	0	0	0	0	0	0	0	7	0	0	7
69	69	0	0	0	0	0	0	0	1	0	0	1
72	72	0	0	0	0	0	0	0	1	0	0	1
74	74	0	0	0	0	0	0	0	1	0	0	1
81	81	0	0	0	0	0	0	0	6	0	0	6
82	82	0	0	0	0	0	0	0	14	0	0	14
No answer	99	0	0	0	0	0	0	0	15	0	0	15
Not applicable (Punch 1 in Col. 2793)	BK	13,626	354	7,542	353	5,907	1,606	2,992	2,854	2,832	2,817	40,883

3. What R. did about the mental illness -- Third mention.

[VAR: MNILDO3]

RESPONSE	PUNCH	YEAR										COL. 2834-2835
		1972-82	1982B	1983-87	1987B	1988-91	1993	1994	1996	1998	2000	ALL
51	51	0	0	0	0	0	0	0	1	0	0	1
61	61	0	0	0	0	0	0	0	3	0	0	3
64	64	0	0	0	0	0	0	0	1	0	0	1
69	69	0	0	0	0	0	0	0	2	0	0	2
74	74	0	0	0	0	0	0	0	1	0	0	1
81	81	0	0	0	0	0	0	0	4	0	0	4
82	82	0	0	0	0	0	0	0	5	0	0	5
No answer	99	0	0	0	0	0	0	0	16	0	0	16
Not applicable (Punch 1 in Col. 2793)	BK	13,626	354	7,542	353	5,907	1,606	2,992	2,871	2,832	2,817	40,900

REMARKS: Please refer to Appendix D for an explanation of the above codes.

1. R's sources of help during mental illness -- First mention.

[VAR: MNILHLP1]

RESPONSE	PUNCH	YEAR										COL. 2836-2838
		1972-82	1982B	1983-87	1987B	1988-91	1993	1994	1996	1998	2000	ALL
100	100	0	0	0	0	0	0	0	1	0	0	1
101	101	0	0	0	0	0	0	0	1	0	0	1
106	106	0	0	0	0	0	0	0	1	0	0	1
200	200	0	0	0	0	0	0	0	3	0	0	3
201	201	0	0	0	0	0	0	0	1	0	0	1
390	390	0	0	0	0	0	0	0	1	0	0	1
401	401	0	0	0	0	0	0	0	2	0	0	2
402	402	0	0	0	0	0	0	0	2	0	0	2
403	403	0	0	0	0	0	0	0	6	0	0	6
480	480	0	0	0	0	0	0	0	1	0	0	1
490	490	0	0	0	0	0	0	0	1	0	0	1
499	499	0	0	0	0	0	0	0	1	0	0	1
500	500	0	0	0	0	0	0	0	8	0	0	8
502	502	0	0	0	0	0	0	0	4	0	0	4
503	503	0	0	0	0	0	0	0	1	0	0	1
506	506	0	0	0	0	0	0	0	13	0	0	13
604	604	0	0	0	0	0	0	0	2	0	0	2
605	605	0	0	0	0	0	0	0	1	0	0	1
690	690	0	0	0	0	0	0	0	1	0	0	1
910	910	0	0	0	0	0	0	0	23	0	0	23
No answer	999	0	0	0	0	0	0	0	15	0	0	15
Not applicable (Punch 1 in Col. 2793)	BK	13,626	354	7,542	353	5,907	1,606	2,992	2,815	2,832	2,817	40,844

2. R's sources of help during mental illness -- Second mention.

[VAR: MNILHLP2]

RESPONSE	PUNCH	YEAR										COL. 2839-2841
		1972-82	1982B	1983-87	1987B	1988-91	1993	1994	1996	1998	2000	ALL
106	106	0	0	0	0	0	0	0	3	0	0	3
200	200	0	0	0	0	0	0	0	3	0	0	3
201	201	0	0	0	0	0	0	0	1	0	0	1
400	400	0	0	0	0	0	0	0	1	0	0	1
403	403	0	0	0	0	0	0	0	2	0	0	2
500	500	0	0	0	0	0	0	0	2	0	0	2
502	502	0	0	0	0	0	0	0	1	0	0	1
506	506	0	0	0	0	0	0	0	2	0	0	2
700	700	0	0	0	0	0	0	0	1	0	0	1
No answer	999	0	0	0	0	0	0	0	15	0	0	15
Not applicable (Punch 1 in Col. 2793)	BK	13,626	354	7,542	353	5,907	1,606	2,992	2,873	2,832	2,817	40,902

3. R's sources of help during mental illness -- Third mention.

[VAR: MNILHLP3]

RESPONSE	PUNCH	YEAR										COL. 2842-2844
		1972-82	1982B	1983-87	1987B	1988-91	1993	1994	1996	1998	2000	ALL
108	108	0	0	0	0	0	0	0	1	0	0	1
200	200	0	0	0	0	0	0	0	2	0	0	2
400	400	0	0	0	0	0	0	0	1	0	0	1
500	500	0	0	0	0	0	0	0	3	0	0	3
506	506	0	0	0	0	0	0	0	1	0	0	1
590	590	0	0	0	0	0	0	0	1	0	0	1
605	605	0	0	0	0	0	0	0	1	0	0	1
No answer	999	0	0	0	0	0	0	0	15	0	0	15
Not applicable (Punch 1 in Col. 2793)	BK	13,626	354	7,542	353	5,907	1,606	2,992	2,879	2,832	2,817	40,908

REMARKS: Please refer to Appendix D for an explanation of the above codes.

1. The timing of R's mental illness.

[VAR: MNILTIME]

RESPONSE	PUNCH	YEAR										COL. 2845
		1972-82	1982B	1983-87	1987B	1988-91	1993	1994	1996	1998	2000	ALL
1	1	0	0	0	0	0	0	0	13	0	0	13
2	2	0	0	0	0	0	0	0	16	0	0	16
3	3	0	0	0	0	0	0	0	19	0	0	19
4	4	0	0	0	0	0	0	0	13	0	0	13
No answer	9	0	0	0	0	0	0	0	28	0	0	28
Not applicable (Punch 1 in Col. 2793)	BK	13,626	354	7,542	353	5,907	1,606	2,992	2,815	2,832	2,817	40,844

REMARKS: Please refer to Appendix D for an explanation of the above codes.

1. The duration and severity of R's mental illness.

[VAR: MNILDUR]

RESPONSE	PUNCH	YEAR										COL. 2846
		1972-82	1982B	1983-87	1987B	1988-91	1993	1994	1996	1998	2000	ALL
1	1	0	0	0	0	0	0	0	18	0	0	18
2	2	0	0	0	0	0	0	0	2	0	0	2
3	3	0	0	0	0	0	0	0	6	0	0	6
4	4	0	0	0	0	0	0	0	1	0	0	1
5	5	0	0	0	0	0	0	0	1	0	0	1
6	6	0	0	0	0	0	0	0	1	0	0	1
7	7	0	0	0	0	0	0	0	17	0	0	17
8	8	0	0	0	0	0	0	0	2	0	0	2
No answer	9	0	0	0	0	0	0	0	41	0	0	41
Not applicable (Punch 1 in Col. 2793)	BK	13,626	354	7,542	353	5,907	1,606	2,992	2,815	2,832	2,817	40,844

REMARKS: Please refer to Appendix D for an explanation of the above codes.

670. How often do you pray privately in places other than at church or synagogue?

HAND
CARD EA

[VAR: PRIVPRAY]

RESPONSE	PUNCH	YEAR										COL. 2848-2849	
		1972-82	1982B	1983-87	1987B	1988-91	1993	1994	1996	1998	2000	ALL	
More than once a day	1	0	0	0	0	0	0	0	0	0	343	0	343
Once a day	2	0	0	0	0	0	0	0	0	373	0	373	
A few times a week	3	0	0	0	0	0	0	0	0	195	0	195	
Once a week	4	0	0	0	0	0	0	0	0	69	0	69	
A few times a month	5	0	0	0	0	0	0	0	0	78	0	78	
Once a month	6	0	0	0	0	0	0	0	0	33	0	33	
Less than once a month	7	0	0	0	0	0	0	0	0	129	0	129	
Never	8	0	0	0	0	0	0	0	0	186	0	186	
Don't know	98	0	0	0	0	0	0	0	0	14	0	14	
No answer	99	0	0	0	0	0	0	0	0	25	0	25	
Not applicable	BK	13,626	354	7,542	353	5,907	1,606	2,992	2,904	1,387	2,817	39,488	

671. Within your religious or spiritual tradition, how often do you meditate?

HAND
CARD EB

[VAR: MEDITATE]

RESPONSE	PUNCH	YEAR										COL. 2850-2851	
		1972-82	1982B	1983-87	1987B	1988-91	1993	1994	1996	1998	2000	ALL	
More than once a day	1	0	0	0	0	0	0	0	0	0	123	0	123
Once a day	2	0	0	0	0	0	0	0	0	188	0	188	
A few times a week	3	0	0	0	0	0	0	0	0	130	0	130	
Once a week	4	0	0	0	0	0	0	0	0	68	0	68	
A few times a month	5	0	0	0	0	0	0	0	0	60	0	60	
Once a month	6	0	0	0	0	0	0	0	0	46	0	46	
Less than once a month	7	0	0	0	0	0	0	0	0	95	0	95	
Never	8	0	0	0	0	0	0	0	0	660	0	660	
Don't know	98	0	0	0	0	0	0	0	0	47	0	47	
No answer	99	0	0	0	0	0	0	0	0	28	0	28	
Not applicable	BK	13,626	354	7,542	353	5,907	1,606	2,992	2,904	1,387	2,817	39,488	

ASK Q. 672-675 IF R IS ATTENDS RELIGIOUS SERVICES AT LEAST ONCE A YEAR (Q.105 EQUALS 2-8).

These questions are designed to find out how much help the people in your congregation would provide if you needed it in the future.

672. If you were ill, how much would the people in your congregation help you out?

HAND
CARD EC

[VAR: CONGHLP1]

RESPONSE	PUNCH	YEAR										COL. 2852	
		1972-82	1982B	1983-87	1987B	1988-91	1993	1994	1996	1998	2000	ALL	
A great deal	1	0	0	0	0	0	0	0	0	372	0	372	
Some	2	0	0	0	0	0	0	0	0	261	0	261	
A little	3	0	0	0	0	0	0	0	0	110	0	110	
None	4	0	0	0	0	0	0	0	0	63	0	63	
Don't know	8	0	0	0	0	0	0	0	0	65	0	65	
No answer	9	0	0	0	0	0	0	0	0	164	0	164	
Not applicable (Punches 01 in Col. 402)	BK	13,626	354	7,542	353	5,907	1,606	2,992	2,904	1,797	2,817	39,898	

673. If you had a problem or were faced with a difficult situation, how much comfort would the people in your congregation be willing to give you?

[VAR: CONGHLP2]

RESPONSE	PUNCH	YEAR										COL. 2853
		1972-82	1982B	1983-87	1987B	1988-91	1993	1994	1996	1998	2000	ALL
A great deal	1	0	0	0	0	0	0	0	0	435	0	435
Some	2	0	0	0	0	0	0	0	0	240	0	240
A little	3	0	0	0	0	0	0	0	0	82	0	82
None	4	0	0	0	0	0	0	0	0	48	0	48
Don't know	8	0	0	0	0	0	0	0	0	64	0	64
No answer	9	0	0	0	0	0	0	0	0	166	0	166
Not applicable (Punches 01 in Col. 402)	BK	13,626	354	7,542	353	5,907	1,606	2,992	2,904	1,797	2,817	39,898

Sometimes the contact we have with others is not always pleasant. **READ RESPONSE CATEGORIES.**

674. How often do the people in your congregation make too many demands on you . . .

[VAR: CONGHRM 1]

RESPONSE	PUNCH	YEAR										COL. 2854
		1972-82	1982B	1983-87	1987B	1988-91	1993	1994	1996	1998	2000	ALL
Very often	1	0	0	0	0	0	0	0	0	23	0	23
Fairly often	2	0	0	0	0	0	0	0	0	57	0	57
Once in a while	3	0	0	0	0	0	0	0	0	253	0	253
Never	4	0	0	0	0	0	0	0	0	542	0	542
Don't know	8	0	0	0	0	0	0	0	0	4	0	4
No answer	9	0	0	0	0	0	0	0	0	156	0	156
Not applicable (Punches 01 in Col. 402)	BK	13,626	354	7,542	353	5,907	1,606	2,992	2,904	1,797	2,817	39,898

675. How often are the people in your congregation critical of you and the things you do . . .

[VAR: CONGHRM 2]

RESPONSE	PUNCH	YEAR										COL. 2855
		1972-82	1982B	1983-87	1987B	1988-91	1993	1994	1996	1998	2000	ALL
Very often	1	0	0	0	0	0	0	0	0	23	0	23
Fairly often	2	0	0	0	0	0	0	0	0	27	0	27
Once in a while	3	0	0	0	0	0	0	0	0	164	0	164
Never	4	0	0	0	0	0	0	0	0	649	0	649
Don't know	8	0	0	0	0	0	0	0	0	8	0	8
No answer	9	0	0	0	0	0	0	0	0	164	0	164
Not applicable (Punches 01 in Col. 402)	BK	13,626	354	7,542	353	5,907	1,606	2,992	2,904	1,797	2,817	39,898

676. Think about how you try to understand and deal with major problems in your life. To what extent is each of the following involved in the way you cope:

HAND
CARD ED

A. I think about how my life is part of a larger spiritual force.

[VAR: COPE1]

RESPONSE	PUNCH	YEAR										COL. 2856
		1972-82	1982B	1983-87	1987B	1988-91	1993	1994	1996	1998	2000	ALL
A great deal	1	0	0	0	0	0	0	0	0	274	0	274
Quite a bit	2	0	0	0	0	0	0	0	0	293	0	293
Somewhat	3	0	0	0	0	0	0	0	0	489	0	489
Not at all	4	0	0	0	0	0	0	0	0	332	0	332
Don't know	8	0	0	0	0	0	0	0	0	38	0	38
No answer	9	0	0	0	0	0	0	0	0	19	0	19
Not applicable	BK	13,626	354	7,542	353	5,907	1,606	2,992	2,904	1,387	2,817	39,488

B. I work together with God as partners.

[VAR: COPE2]

RESPONSE	PUNCH	YEAR										COL. 2857
		1972-82	1982B	1983-87	1987B	1988-91	1993	1994	1996	1998	2000	ALL
A great deal	1	0	0	0	0	0	0	0	0	312	0	312
Quite a bit	2	0	0	0	0	0	0	0	0	316	0	316
Somewhat	3	0	0	0	0	0	0	0	0	502	0	502
Not at all	4	0	0	0	0	0	0	0	0	267	0	267
Don't know	8	0	0	0	0	0	0	0	0	29	0	29
No answer	9	0	0	0	0	0	0	0	0	19	0	19
Not applicable	BK	13,626	354	7,542	353	5,907	1,606	2,992	2,904	1,387	2,817	39,488

C. I look to God for strength, support, guidance.

[VAR: COPE3]

RESPONSE	PUNCH	YEAR										COL. 2858
		1972-82	1982B	1983-87	1987B	1988-91	1993	1994	1996	1998	2000	ALL
A great deal	1	0	0	0	0	0	0	0	0	616	0	616
Quite a bit	2	0	0	0	0	0	0	0	0	291	0	291
Somewhat	3	0	0	0	0	0	0	0	0	324	0	324
Not at all	4	0	0	0	0	0	0	0	0	185	0	185
Don't know	8	0	0	0	0	0	0	0	0	8	0	8
No answer	9	0	0	0	0	0	0	0	0	21	0	21
Not applicable	BK	13,626	354	7,542	353	5,907	1,606	2,992	2,904	1,387	2,817	39,488

D. I feel that God is punishing me for my sins or lack of spirituality.

[VAR: COPE4]

RESPONSE	PUNCH	YEAR										COL. 2859
		1972-82	1982B	1983-87	1987B	1988-91	1993	1994	1996	1998	2000	ALL
A great deal	1	0	0	0	0	0	0	0	0	28	0	28
Quite a bit	2	0	0	0	0	0	0	0	0	53	0	53
Somewhat	3	0	0	0	0	0	0	0	0	245	0	245
Not at all	4	0	0	0	0	0	0	0	0	1081	0	1081
Don't know	8	0	0	0	0	0	0	0	0	18	0	18
No answer	9	0	0	0	0	0	0	0	0	20	0	20
Not applicable	BK	13,626	354	7,542	353	5,907	1,606	2,992	2,904	1,387	2,817	39,488

E. I wonder whether God has abandoned me.

[VAR: COPE5]

RESPONSE	PUNCH	YEAR										COL. 2860
		1972-82	1982B	1983-87	1987B	1988-91	1993	1994	1996	1998	2000	ALL
A great deal	1	0	0	0	0	0	0	0	0	17	0	17
Quite a bit	2	0	0	0	0	0	0	0	0	24	0	24
Somewhat	3	0	0	0	0	0	0	0	0	134	0	134
Not at all	4	0	0	0	0	0	0	0	0	1232	0	1232
Don't know	8	0	0	0	0	0	0	0	0	15	0	15
No answer	9	0	0	0	0	0	0	0	0	23	0	23
Not applicable	BK	13,626	354	7,542	353	5,907	1,606	2,992	2,904	1,387	2,817	39,488

F. I try to make sense of the situation and decide what to do without relying on God.

[VAR: COPE6]

RESPONSE	PUNCH	YEAR										COL. 2861
		1972-82	1982B	1983-87	1987B	1988-91	1993	1994	1996	1998	2000	ALL
A great deal	1	0	0	0	0	0	0	0	0	180	0	180
Quite a bit	2	0	0	0	0	0	0	0	0	218	0	218
Somewhat	3	0	0	0	0	0	0	0	0	470	0	470
Not at all	4	0	0	0	0	0	0	0	0	530	0	530
Don't know	8	0	0	0	0	0	0	0	0	26	0	26
No answer	9	0	0	0	0	0	0	0	0	21	0	21
Not applicable	BK	13,626	354	7,542	353	5,907	1,606	2,992	2,904	1,387	2,817	39,488

Please tell me whether you strongly agree, agree, disagree, or strongly disagree with the following statements:

677. I believe in a God who watches over me.

HAND
CARD EF

[VAR: GODWATCH]

RESPONSE	PUNCH	YEAR										COL. 2862
		1972-82	1982B	1983-87	1987B	1988-91	1993	1994	1996	1998	2000	ALL
Strongly agree	1	0	0	0	0	0	0	0	0	833	0	833
Agree	2	0	0	0	0	0	0	0	0	426	0	426
Disagree	3	0	0	0	0	0	0	0	0	105	0	105
Strongly disagree	4	0	0	0	0	0	0	0	0	51	0	51
Don't know	8	0	0	0	0	0	0	0	0	5	0	5
No answer	9	0	0	0	0	0	0	0	0	25	0	25
Not applicable	BK	13,626	354	7,542	353	5,907	1,606	2,992	2,904	1,387	2,817	39,488

678. I feel a deep sense of responsibility for reducing pain and suffering in the world.

HAND
CARD EG

[VAR: LESSPAIN]

RESPONSE	PUNCH	YEAR										COL. 2863
		1972-82	1982B	1983-87	1987B	1988-91	1993	1994	1996	1998	2000	ALL
Strongly agree	1	0	0	0	0	0	0	0	0	239	0	239
Agree	2	0	0	0	0	0	0	0	0	640	0	640
Disagree	3	0	0	0	0	0	0	0	0	433	0	433
Strongly disagree	4	0	0	0	0	0	0	0	0	97	0	97
Don't know	8	0	0	0	0	0	0	0	0	12	0	12
No answer	9	0	0	0	0	0	0	0	0	24	0	24
Not applicable	BK	13,626	354	7,542	353	5,907	1,606	2,992	2,904	1,387	2,817	39,488

679. I try hard to carry my religious beliefs over into all my other dealings in life.

HAND
CARD EH

[VAR: RELIFE]

RESPONSE	PUNCH	YEAR										COL. 2864	
		1972-82	1982B	1983-87	1987B	1988-91	1993	1994	1996	1998	2000	ALL	
Strongly agree	1	0	0	0	0	0	0	0	0	0	391	0	391
Agree	2	0	0	0	0	0	0	0	0	632	0	632	
Disagree	3	0	0	0	0	0	0	0	0	288	0	288	
Strongly disagree	4	0	0	0	0	0	0	0	0	103	0	103	
Don't know	8	0	0	0	0	0	0	0	0	8	0	8	
No answer	9	0	0	0	0	0	0	0	0	23	0	23	
Not applicable	BK	13,626	354	7,542	353	5,907	1,606	2,992	2,904	1,387	2,817	39,488	

680. Because of your religious or spiritual beliefs have you always, almost always, often, seldom, or never felt the following ways:

A. I have forgiven myself for things that I have done wrong.

[VAR: FORGIVE1]

RESPONSE	PUNCH	YEAR										COL. 2865
		1972-82	1982B	1983-87	1987B	1988-91	1993	1994	1996	1998	2000	ALL
Always or almost always	1	0	0	0	0	0	0	0	0	625	0	625
Often	2	0	0	0	0	0	0	0	0	512	0	512
Seldom	3	0	0	0	0	0	0	0	0	191	0	191
Never	4	0	0	0	0	0	0	0	0	84	0	84
Don't know	8	0	0	0	0	0	0	0	0	4	0	4
No answer	9	0	0	0	0	0	0	0	0	29	0	29
Not applicable	BK	13,626	354	7,542	353	5,907	1,606	2,992	2,904	1,387	2,817	39,488

B. I have forgiven those who hurt me.

[VAR: FORGIVE2]

RESPONSE	PUNCH	YEAR										COL. 2866
		1972-82	1982B	1983-87	1987B	1988-91	1993	1994	1996	1998	2000	ALL
Always or almost always	1	0	0	0	0	0	0	0	0	669	0	669
Often	2	0	0	0	0	0	0	0	0	547	0	547
Seldom	3	0	0	0	0	0	0	0	0	141	0	141
Never	4	0	0	0	0	0	0	0	0	60	0	60
Don't know	8	0	0	0	0	0	0	0	0	3	0	3
No answer	9	0	0	0	0	0	0	0	0	25	0	25
Not applicable	BK	13,626	354	7,542	353	5,907	1,606	2,992	2,904	1,387	2,817	39,488

C. I know that God forgives me.

[VAR: FORGIVE3]

RESPONSE	PUNCH	YEAR										COL. 2867
		1972-82	1982B	1983-87	1987B	1988-91	1993	1994	1996	1998	2000	ALL
Always or almost always	1	0	0	0	0	0	0	0	0	1044	0	1044
Often	2	0	0	0	0	0	0	0	0	245	0	245
Seldom	3	0	0	0	0	0	0	0	0	46	0	46
Never	4	0	0	0	0	0	0	0	0	68	0	68
Don't know	8	0	0	0	0	0	0	0	0	5	0	5
No answer	9	0	0	0	0	0	0	0	0	37	0	37
Not applicable	BK	13,626	354	7,542	353	5,907	1,606	2,992	2,904	1,387	2,817	39,488

681. The following questions deal with possible daily spiritual experiences. To what extent can you say you experience the following:

HAND
CARD EI

A. I feel God's presence.

[VAR: FEELGOD]

RESPONSE	PUNCH	YEAR										COL. 2868
		1972-82	1982B	1983-87	1987B	1988-91	1993	1994	1996	1998	2000	ALL
Many times a day	1	0	0	0	0	0	0	0	0	245	0	245
Every day	2	0	0	0	0	0	0	0	0	361	0	361
Most days	3	0	0	0	0	0	0	0	0	195	0	195
Some days	4	0	0	0	0	0	0	0	0	193	0	193
Once in a while	5	0	0	0	0	0	0	0	0	237	0	237
Never or almost never	6	0	0	0	0	0	0	0	0	167	0	167
Don't know	8	0	0	0	0	0	0	0	0	18	0	18
No answer	9	0	0	0	0	0	0	0	0	29	0	29
Not applicable	BK	13,626	354	7,542	353	5,907	1,606	2,992	2,904	1,387	2,817	39,488

B. I find strength and comfort in my religion.

[VAR: RELCMFRT]

RESPONSE	PUNCH	YEAR										COL. 2869
		1972-82	1982B	1983-87	1987B	1988-91	1993	1994	1996	1998	2000	ALL
Many times a day	1	0	0	0	0	0	0	0	0	226	0	226
Every day	2	0	0	0	0	0	0	0	0	362	0	362
Most days	3	0	0	0	0	0	0	0	0	243	0	243
Some days	4	0	0	0	0	0	0	0	0	193	0	193
Once in a while	5	0	0	0	0	0	0	0	0	179	0	179
Never or almost never	6	0	0	0	0	0	0	0	0	193	0	193
Don't know	8	0	0	0	0	0	0	0	0	19	0	19
No answer	9	0	0	0	0	0	0	0	0	30	0	30
Not applicable	BK	13,626	354	7,542	353	5,907	1,606	2,992	2,904	1,387	2,817	39,488

C. I feel deep inner peace or harmony.

[VAR: HARMONY]

RESPONSE	PUNCH	YEAR										COL. 2870
		1972-82	1982B	1983-87	1987B	1988-91	1993	1994	1996	1998	2000	ALL
Many times a day	1	0	0	0	0	0	0	0	0	163	0	163
Every day	2	0	0	0	0	0	0	0	0	269	0	269
Most days	3	0	0	0	0	0	0	0	0	392	0	392
Some days	4	0	0	0	0	0	0	0	0	283	0	283
Once in a while	5	0	0	0	0	0	0	0	0	204	0	204
Never or almost never	6	0	0	0	0	0	0	0	0	89	0	89
Don't know	8	0	0	0	0	0	0	0	0	14	0	14
No answer	9	0	0	0	0	0	0	0	0	31	0	31
Not applicable	BK	13,626	354	7,542	353	5,907	1,606	2,992	2,904	1,387	2,817	39,488

D. I desire to be closer to or in union with God.

[VAR: UNIONGOD]

RESPONSE	PUNCH	YEAR										COL. 2871
		1972-82	1982B	1983-87	1987B	1988-91	1993	1994	1996	1998	2000	ALL
Many times a day	1	0	0	0	0	0	0	0	0	230	0	230
Every day	2	0	0	0	0	0	0	0	0	387	0	387
Most days	3	0	0	0	0	0	0	0	0	227	0	227
Some days	4	0	0	0	0	0	0	0	0	204	0	204
Once in a while	5	0	0	0	0	0	0	0	0	182	0	182
Never or almost never	6	0	0	0	0	0	0	0	0	158	0	158
Don't know	8	0	0	0	0	0	0	0	0	22	0	22
No answer	9	0	0	0	0	0	0	0	0	35	0	35
Not applicable	BK	13,626	354	7,542	353	5,907	1,606	2,992	2,904	1,387	2,817	39,488

E. I feel God's love for me, directly or through others.

[VAR: GODLOVE]

RESPONSE	PUNCH	YEAR										COL. 2872
		1972-82	1982B	1983-87	1987B	1988-91	1993	1994	1996	1998	2000	ALL
Many times a day	1	0	0	0	0	0	0	0	0	237	0	237
Every day	2	0	0	0	0	0	0	0	0	372	0	372
Most days	3	0	0	0	0	0	0	0	0	246	0	246
Some days	4	0	0	0	0	0	0	0	0	210	0	210
Once in a while	5	0	0	0	0	0	0	0	0	182	0	182
Never or almost never	6	0	0	0	0	0	0	0	0	143	0	143
Don't know	8	0	0	0	0	0	0	0	0	21	0	21
No answer	9	0	0	0	0	0	0	0	0	34	0	34
Not applicable	BK	13,626	354	7,542	353	5,907	1,606	2,992	2,904	1,387	2,817	39,488

F. I am spiritually touched by the beauty of creation.

[VAR: BEAUSPRT]

RESPONSE	PUNCH	YEAR										COL. 2873
		1972-82	1982B	1983-87	1987B	1988-91	1993	1994	1996	1998	2000	ALL
Many times a day	1	0	0	0	0	0	0	0	0	357	0	357
Every day	2	0	0	0	0	0	0	0	0	401	0	401
Most days	3	0	0	0	0	0	0	0	0	245	0	245
Some days	4	0	0	0	0	0	0	0	0	176	0	176
Once in a while	5	0	0	0	0	0	0	0	0	135	0	135
Never or almost never	6	0	0	0	0	0	0	0	0	86	0	86
Don't know	8	0	0	0	0	0	0	0	0	13	0	13
No answer	9	0	0	0	0	0	0	0	0	32	0	32
Not applicable	BK	13,626	354	7,542	353	5,907	1,606	2,992	2,904	1,387	2,817	39,488

682. In the past 30 days, about how often did you feel:

HAND
CARD EJ

A. So sad nothing could cheer you up.

[VAR: NOCHEER]

RESPONSE	PUNCH	YEAR										COL. 2874
		1972-82	1982B	1983-87	1987B	1988-91	1993	1994	1996	1998	2000	ALL
All of the time	1	0	0	0	0	0	0	0	0	22	0	22
Most of the time	2	0	0	0	0	0	0	0	0	68	0	68
Some of the time	3	0	0	0	0	0	0	0	0	242	0	242
A little of the time	4	0	0	0	0	0	0	0	0	412	0	412
None of the time	5	0	0	0	0	0	0	0	0	686	0	686
Don't know	8	0	0	0	0	0	0	0	0	2	0	2
No answer	9	0	0	0	0	0	0	0	0	13	0	13
Not applicable	BK	13,626	354	7,542	353	5,907	1,606	2,992	2,904	1,387	2,817	39,488

B. Nervous.

[VAR: NERVOUS]

RESPONSE	PUNCH	YEAR										COL. 2875
		1972-82	1982B	1983-87	1987B	1988-91	1993	1994	1996	1998	2000	ALL
All of the time	1	0	0	0	0	0	0	0	0	44	0	44
Most of the time	2	0	0	0	0	0	0	0	0	92	0	92
Some of the time	3	0	0	0	0	0	0	0	0	390	0	390
A little of the time	4	0	0	0	0	0	0	0	0	464	0	464
None of the time	5	0	0	0	0	0	0	0	0	439	0	439
Don't know	8	0	0	0	0	0	0	0	0	4	0	4
No answer	9	0	0	0	0	0	0	0	0	12	0	12
Not applicable	BK	13,626	354	7,542	353	5,907	1,606	2,992	2,904	1,387	2,817	39,488

C. Restless or fidgety.

[VAR: FIDGETY]

RESPONSE	PUNCH	YEAR										COL. 2876
		1972-82	1982B	1983-87	1987B	1988-91	1993	1994	1996	1998	2000	ALL
All of the time	1	0	0	0	0	0	0	0	0	52	0	52
Most of the time	2	0	0	0	0	0	0	0	0	132	0	132
Some of the time	3	0	0	0	0	0	0	0	0	412	0	412
A little of the time	4	0	0	0	0	0	0	0	0	431	0	431
None of the time	5	0	0	0	0	0	0	0	0	397	0	397
Don't know	8	0	0	0	0	0	0	0	0	5	0	5
No answer	9	0	0	0	0	0	0	0	0	16	0	16
Not applicable	BK	13,626	354	7,542	353	5,907	1,606	2,992	2,904	1,387	2,817	39,488

D. Hopeless.

[VAR: HOPELESS]

RESPONSE	PUNCH	YEAR										COL. 2877
		1972-82	1982B	1983-87	1987B	1988-91	1993	1994	1996	1998	2000	ALL
All of the time	1	0	0	0	0	0	0	0	0	18	0	18
Most of the time	2	0	0	0	0	0	0	0	0	43	0	43
Some of the time	3	0	0	0	0	0	0	0	0	128	0	128
A little of the time	4	0	0	0	0	0	0	0	0	194	0	194
None of the time	5	0	0	0	0	0	0	0	0	1041	0	1041
Don't know	8	0	0	0	0	0	0	0	0	5	0	5
No answer	9	0	0	0	0	0	0	0	0	16	0	16
Not applicable	BK	13,626	354	7,542	353	5,907	1,606	2,992	2,904	1,387	2,817	39,488

E. That everything was an effort.

[VAR: EFFORT]

RESPONSE	PUNCH	YEAR										COL. 2878
		1972-82	1982B	1983-87	1987B	1988-91	1993	1994	1996	1998	2000	ALL
All of the time	1	0	0	0	0	0	0	0	0	65	0	65
Most of the time	2	0	0	0	0	0	0	0	0	121	0	121
Some of the time	3	0	0	0	0	0	0	0	0	324	0	324
A little of the time	4	0	0	0	0	0	0	0	0	433	0	433
None of the time	5	0	0	0	0	0	0	0	0	479	0	479
Don't know	8	0	0	0	0	0	0	0	0	6	0	6
No answer	9	0	0	0	0	0	0	0	0	17	0	17
Not applicable	BK	13,626	354	7,542	353	5,907	1,606	2,992	2,904	1,387	2,817	39,488

F. Worthless.

[VAR: WRTHLESS]

RESPONSE	PUNCH	YEAR										COL. 2879
		1972-82	1982B	1983-87	1987B	1988-91	1993	1994	1996	1998	2000	ALL
All of the time	1	0	0	0	0	0	0	0	0	19	0	19
Most of the time	2	0	0	0	0	0	0	0	0	37	0	37
Some of the time	3	0	0	0	0	0	0	0	0	103	0	103
A little of the time	4	0	0	0	0	0	0	0	0	162	0	162
None of the time	5	0	0	0	0	0	0	0	0	1,103	0	1,103
Don't know	8	0	0	0	0	0	0	0	0	6	0	6
No answer	9	0	0	0	0	0	0	0	0	15	0	15
Not applicable	BK	13,626	354	7,542	353	5,907	1,606	2,992	2,904	1,387	2,817	39,488

683. To what extent do you consider yourself a religious person? Are you . . .

[VAR: RELPERSN]

RESPONSE	PUNCH	YEAR										COL. 2880
		1972-82	1982B	1983-87	1987B	1988-91	1993	1994	1996	1998	2000	ALL
Very religious	1	0	0	0	0	0	0	0	0	268	0	268
Moderately religious	2	0	0	0	0	0	0	0	0	606	0	606
Slightly religious	3	0	0	0	0	0	0	0	0	335	0	335
Not religious at all	4	0	0	0	0	0	0	0	0	218	0	218
Don't know	8	0	0	0	0	0	0	0	0	2	0	2
No answer	9	0	0	0	0	0	0	0	0	16	0	16
Not applicable	BK	13,626	354	7,542	353	5,907	1,606	2,992	2,904	1,387	2,817	39,488

684. To what extent do you consider yourself a spiritual person? Are you . . .

[VAR: SPRTPRSN]

RESPONSE	PUNCH	YEAR										COL. 2881
		1972-82	1982B	1983-87	1987B	1988-91	1993	1994	1996	1998	2000	ALL
Very spiritual	1	0	0	0	0	0	0	0	0	314	0	314
Moderately spiritual	2	0	0	0	0	0	0	0	0	571	0	571
Slightly spiritual	3	0	0	0	0	0	0	0	0	366	0	366
Not spiritual at all	4	0	0	0	0	0	0	0	0	171	0	171
Don't know	8	0	0	0	0	0	0	0	0	5	0	5
No answer	9	0	0	0	0	0	0	0	0	18	0	18
Not applicable	BK	13,626	354	7,542	353	5,907	1,606	2,992	2,904	1,387	2,817	39,488

685. Did you ever have a religious or spiritual experience that changed your life?

[VAR: RELEXP]

RESPONSE	PUNCH	YEAR										COL. 2882
		1972-82	1982B	1983-87	1987B	1988-91	1993	1994	1996	1998	2000	ALL
Yes	1	0	0	0	0	0	0	0	0	557	0	557
No	2	0	0	0	0	0	0	0	0	867	0	867
Don't know	8	0	0	0	0	0	0	0	0	5	0	5
No answer	9	0	0	0	0	0	0	0	0	16	0	16
Not applicable	BK	13,626	354	7,542	353	5,907	1,606	2,992	2,904	1,387	2,817	39,488

686. Earlier we talked about problems in this country, and whether we are spending too much money on them, too little money, or about the right amount. I have one more problem to ask you about: the arts . . . are we spending too much, too little, or about the right amount on that?

[VAR: NATARTS]

RESPONSE	PUNCH	YEAR										COL. 2883
		1972-82	1982B	1983-87	1987B	1988-91	1993	1994	1996	1998	2000	ALL
Too little	1	0	0	0	0	0	0	0	0	303	0	303
About the right amount	2	0	0	0	0	0	0	0	0	631	0	631
Too much	3	0	0	0	0	0	0	0	0	269	0	269
Don't know	8	0	0	0	0	0	0	0	0	229	0	229
No answer	9	0	0	0	0	0	0	0	0	13	0	13
Not applicable	BK	13,626	354	7,542	353	5,907	1,606	2,992	2,904	1,387	2,817	39,488

687. I'm going to read several statements. After I read each one, please tell me whether you strongly agree, agree, disagree, or strongly disagree with it. For example . . .

A. Through such things as art and music, we come closer to God.

[VAR: ARTGOD]

RESPONSE	PUNCH	YEAR										COL. 2884
		1972-82	1982B	1983-87	1987B	1988-91	1993	1994	1996	1998	2000	ALL
Strongly agree	1	0	0	0	0	0	0	0	0	161	0	161
Agree	2	0	0	0	0	0	0	0	0	741	0	741
Disagree	3	0	0	0	0	0	0	0	0	311	0	311
Strongly disagree	4	0	0	0	0	0	0	0	0	80	0	80
Don't know	8	0	0	0	0	0	0	0	0	134	0	134
No answer	9	0	0	0	0	0	0	0	0	18	0	18
Not applicable	BK	13,626	354	7,542	353	5,907	1,606	2,992	2,904	1,387	2,817	39,488

B. Artists and performers who are truly excellent will be able to support themselves by selling artworks or tickets to performances.

[VAR: ARTISTS]

RESPONSE	PUNCH	YEAR										COL. 2885
		1972-82	1982B	1983-87	1987B	1988-91	1993	1994	1996	1998	2000	ALL
Strongly agree	1	0	0	0	0	0	0	0	0	108	0	108
Agree	2	0	0	0	0	0	0	0	0	697	0	697
Disagree	3	0	0	0	0	0	0	0	0	385	0	385
Strongly disagree	4	0	0	0	0	0	0	0	0	68	0	68
Don't know	8	0	0	0	0	0	0	0	0	174	0	174
No answer	9	0	0	0	0	0	0	0	0	13	0	13
Not applicable	BK	13,626	354	7,542	353	5,907	1,606	2,992	2,904	1,387	2,817	39,488

688. Consider an artist--like a painter, sculptor, or photographer--whose art works mock or demean religions or religious figures. If such a person wanted to exhibit these works in your community, should the exhibit be allowed, or not?

[VAR: IRRELART]

RESPONSE	PUNCH	YEAR										COL. 2886
		1972-82	1982B	1983-87	1987B	1988-91	1993	1994	1996	1998	2000	ALL
Yes . (ASK Q.688A)	1	0	0	0	0	0	0	0	0	779	0	779
No	2	0	0	0	0	0	0	0	0	638	0	638
Don't know	8	0	0	0	0	0	0	0	0	15	0	15
No answer	9	0	0	0	0	0	0	0	0	13	0	13
Not applicable	BK	13,626	354	7,542	353	5,907	1,606	2,992	2,904	1,387	2,817	39,488

IF YES, ASK Q.688A:

688. A. Would you, personally, be offended by an exhibit of such artworks or would you not be offended?

[VAR: IRRELOFF]

RESPONSE	PUNCH	YEAR										COL. 2887
		1972-82	1982B	1983-87	1987B	1988-91	1993	1994	1996	1998	2000	ALL
Offended	1	0	0	0	0	0	0	0	0	316	0	316
Not offended	2	0	0	0	0	0	0	0	0	444	0	444
Don't know	8	0	0	0	0	0	0	0	0	10	0	10
No answer	9	0	0	0	0	0	0	0	0	22	0	22
Not applicable	BK	13,626	354	7,542	353	5,907	1,606	2,992	2,904	1,387	2,817	40141

689. I'm going to read two statements about what works of art should do. Please tell me which statement is closest to your opinion.

[VAR: AIMOFART]

RESPONSE	PUNCH	YEAR										COL. 2888
		1972-82	1982B	1983-87	1987B	1988-91	1993	1994	1996	1998	2000	ALL
Art works should celebrate what is most beautiful about the world and the human spirit	1	0	0	0	0	0	0	0	0	538	0	538
Art works should freely express the artist's deepest thoughts and emotions, good or bad .	2	0	0	0	0	0	0	0	0	851	0	851
Don't know	8	0	0	0	0	0	0	0	0	23	0	23
No answer	9	0	0	0	0	0	0	0	0	33	0	33
Not applicable	BK	13,626	354	7,542	353	5,907	1,606	2,992	2,904	1,387	2,817	39,488

690. Next I'd like to ask about some leisure or recreational activities that people do during their free time. As I read each activity, can you tell me if it is something you have done in the past twelve months?

A. Read novels, short stories, poems, or plays, other than those required by work or school.

[VAR: READFICT]

RESPONSE	PUNCH	YEAR										COL. 2889
		1972-82	1982B	1983-87	1987B	1988-91	1993	1994	1996	1998	2000	ALL
Yes	1	0	0	0	0	0	0	0	0	968	0	968
No	2	0	0	0	0	0	0	0	0	466	0	466
Don't know	8	0	0	0	0	0	0	0	0	0	0	0
No answer	9	0	0	0	0	0	0	0	0	11	0	11
Not applicable	BK	13,626	354	7,542	353	5,907	1,606	2,992	2,904	1,387	2,817	39,488

B. Go to a live performance of popular music like rock, country, or rap, not including school performances.

[VAR: POPMUSIC]

RESPONSE	PUNCH	YEAR										COL. 2890
		1972-82	1982B	1983-87	1987B	1988-91	1993	1994	1996	1998	2000	ALL
Yes	1	0	0	0	0	0	0	0	0	551	0	551
No	2	0	0	0	0	0	0	0	0	884	0	884
Don't know	8	0	0	0	0	0	0	0	0	0	0	0
No answer	9	0	0	0	0	0	0	0	0	10	0	10
Not applicable	BK	13,626	354	7,542	353	5,907	1,606	2,992	2,904	1,387	2,817	39,488

C. Go to a live performance of a non-musical stage play, not including school performances.

[VAR: DRAMA]

RESPONSE	PUNCH	YEAR										COL. 2891
		1972-82	1982B	1983-87	1987B	1988-91	1993	1994	1996	1998	2000	ALL
Yes	1	0	0	0	0	0	0	0	0	339	0	339
No	2	0	0	0	0	0	0	0	0	1,095	0	1,095
Don't know	8	0	0	0	0	0	0	0	0	1	0	1
No answer	9	0	0	0	0	0	0	0	0	10	0	10
Not applicable	BK	13,626	354	7,542	353	5,907	1,606	2,992	2,904	1,387	2,817	39,488

**IF R ATTENDS RELIGIOUS SERVICES AT LEAST ONCE A YEAR (Q.105 EQUALS 2-8), ASK Q.691.
IF R ATTENDS RELIGIOUS SERVICES LESS THAN ONCE A YEAR (Q.105 EQUALS 0-1),
GO TO Q. 692.**

691. Within the past twelve months, have you had any experiences with the arts at your place of worship? I mean activities like viewing performances or exhibits, singing in a choir, or playing an instrument.

[VAR: RELART]

RESPONSE	PUNCH	YEAR										COL. 2892
		1972-82	1982B	1983-87	1987B	1988-91	1993	1994	1996	1998	2000	ALL
Yes	1	0	0	0	0	0	0	0	0	313	0	313
No	2	0	0	0	0	0	0	0	0	643	0	643
Don't know	8	0	0	0	0	0	0	0	0	0	0	0
No answer	9	0	0	0	0	0	0	0	0	79	0	79
Not applicable (Punch 01 on Col. 402)	BK	13,626	354	7,542	353	5,907	1,606	2,992	2,904	1,797	2,817	39,898

692. Last year, did you do any volunteer work for organizations involved in the arts, culture, or the humanities?

[VAR: VOLARTS]

RESPONSE	PUNCH	YEAR										COL. 2893
		1972-82	1982B	1983-87	1987B	1988-91	1993	1994	1996	1998	2000	ALL
Yes	1	0	0	0	0	0	0	0	0	226	0	226
No	2	0	0	0	0	0	0	0	0	1,190	0	1,190
Don't know	8	0	0	0	0	0	0	0	0	1	0	1
No answer	9	0	0	0	0	0	0	0	0	28	0	28
Not applicable	BK	13,626	354	7,542	353	5,907	1,606	2,992	2,904	1,387	2,817	39,488

693. If arts organizations -- such as art museums, dance, operas, theater groups and symphony orchestras -- need financial assistance to operate, do you feel that the federal government should provide assistance or not?

[VAR: NATLART]

RESPONSE	PUNCH	YEAR										COL. 2894
		1972-82	1982B	1983-87	1987B	1988-91	1993	1994	1996	1998	2000	ALL
Yes	1	0	0	0	0	0	0	0	0	639	0	639
No	2	0	0	0	0	0	0	0	0	639	0	639
Don't know	8	0	0	0	0	0	0	0	0	150	0	150
No answer	9	0	0	0	0	0	0	0	0	17	0	17
Not applicable	BK	13,626	354	7,542	353	5,907	1,606	2,992	2,904	1,387	2,817	39,488

A. What about state government? Do you feel that it should provide financial assistance to arts organizations?

[VAR: STATEART]

RESPONSE	PUNCH	YEAR										COL. 2895
		1972-82	1982B	1983-87	1987B	1988-91	1993	1994	1996	1998	2000	ALL
Yes	1	0	0	0	0	0	0	0	0	786	0	786
No	2	0	0	0	0	0	0	0	0	487	0	487
Don't know	8	0	0	0	0	0	0	0	0	154	0	154
No answer	9	0	0	0	0	0	0	0	0	18	0	18
Not applicable	BK	13,626	354	7,542	353	5,907	1,606	2,992	2,904	1,387	2,817	39,488

B. How about municipal or county governments? Should these governments assist arts organizations financially?

[VAR: LOCALART]

RESPONSE	PUNCH	YEAR										COL. 2896
		1972-82	1982B	1983-87	1987B	1988-91	1993	1994	1996	1998	2000	ALL
Yes	1	0	0	0	0	0	0	0	0	786	0	786
No	2	0	0	0	0	0	0	0	0	487	0	487
Don't know	8	0	0	0	0	0	0	0	0	154	0	154
No answer	9	0	0	0	0	0	0	0	0	18	0	18
Not applicable	BK	13,626	354	7,542	353	5,907	1,606	2,992	2,904	1,387	2,817	39,488

**ASK QS.694-707E IF: 1) FORM EQUALS X; AND
2) R. ANSWERED 1 OR 2 ON Q.1, THAT IS, R. WORKED FULL-TIME OR
PART-TIME LAST WEEK.**

694. How long have you been doing the kind of work you did last week (OCCUPATION DESCRIBED IN Q.2)? That is, at least how many years in your occupation? Please include all previous jobs of the same kind.

[VAR: OCCYRS]

RESPONSE	PUNCH	YEAR								COL. 2898-2899		
		1972-82	1982B	1983-87	1987B	1988-91	1993	1994	1996	1998	2000	ALL
Less than one year	0	0	0	0	0	0	0	0	0	131	0	131
Two years or less												
(1-2 years)	1	0	0	0	0	0	0	0	0	190	0	190
Four years or less												
(3-4 years)	2	0	0	0	0	0	0	0	0	168	0	168
Nine years or less												
(5-9 years)	3	0	0	0	0	0	0	0	0	277	0	277
Nineteen years or less												
(10-19 years)	4	0	0	0	0	0	0	0	0	329	0	329
29 years or less												
(20-29 years)	5	0	0	0	0	0	0	0	0	172	0	172
30 years or more	6	0	0	0	0	0	0	0	0	82	0	82
Don't know	8	0	0	0	0	0	0	0	0	2	0	2
No answer	9	0	0	0	0	0	0	0	0	26	0	26
Not applicable (Form 2 and Col. 9 not 1-2)	BK	13,626	354	7,542	353	5,907	1,606	2,992	2,904	1,455	2,817	39,556

IF THE RESPONDENT IS A TEACHER, ENGINEER, SCIENTIST, MEDICAL PRACTITIONER, LAWYER, ACCOUNTANT, PLEASE ENTER OPTION 1 (YES) FOR THE RESPONDENT WITHOUT ACTUALLY ASKING Q.695A.

695. A. Have you gone through any specialized training in school to obtain a vocational certificate, diploma, degree, or license for this occupation?

[VAR: OCCTRAIN]

RESPONSE	PUNCH	YEAR										COL. 2900	
		1972-82	1982B	1983-87	1987B	1988-91	1993	1994	1996	1998	2000	ALL	
Yes	1	0	0	0	0	0	0	0	0	0	504	0	504
No (SKIP TO Q.696)	2	0	0	0	0	0	0	0	0	0	739	0	739
Don't know	8	0	0	0	0	0	0	0	0	0	0	0	0
No answer	9	0	0	0	0	0	0	0	0	0	134	0	134
Not applicable (Form 2 and Col. 9 not 1-2)	BK	13,626	354	7,542	353	5,907	1,606	2,992	2,904	1,455	2,817	39,556	

IF YES:

B. In total, how many years have you spent (on such specialized training in school)?

[VAR: TRAINSCH]

RESPONSE	PUNCH	YEAR										COL. 2901
		1972-82	1982B	1983-87	1987B	1988-91	1993	1994	1996	1998	2000	ALL
Less than one year	1	0	0	0	0	0	0	0	0	136	0	136
Two years or less (1-2 years)	2	0	0	0	0	0	0	0	0	150	0	150
Four years or less (3-4 years)	3	0	0	0	0	0	0	0	0	110	0	110
Six years or less (5-6 years)	4	0	0	0	0	0	0	0	0	50	0	50
Eight years or less (7-8 years)	5	0	0	0	0	0	0	0	0	19	0	19
Over eight years	6	0	0	0	0	0	0	0	0	29	0	29
Don't know	8	0	0	0	0	0	0	0	0	0	0	0
No answer	9	0	0	0	0	0	0	0	0	144	0	144
Not applicable	BK	13,626	354	7,542	353	5,907	1,606	2,992	2,904	2,194	2,817	40,295

THE RESPONDENT HAS TO DECIDE FOR ONESELF ROUGHLY HOW MANY YEARS OF SCHOOLING HAVE BEEN DEVOTED TO SPECIALIZED TRAINING FOR ONE'S CURRENT OCCUPATION. FOR A TYPICAL COLLEGE GRADUATE, TWO YEARS HAVE BEEN DEVOTED TO GENERAL EDUCATION AND THUS NO MORE THAN TWO YEARS WOULD BE SPECIALIZED TRAINING FOR ONE'S CURRENT OCCUPATION. A CORPORATE MANAGER WHO MAJORED IN BUSINESS ADMINISTRATION IN COLLEGE AND SPENT TWO YEARS FOR AN MBA WOULD GIVE "FOUR YEARS OR LESS" AS THE ANSWER TO Q.695B.

696. I would like to ask you a few questions about the place you worked full or part time last week. Is the place part of a larger organization or is it completely independent in finance and personnel?

[VAR: TYPEORG]

RESPONSE	PUNCH	YEAR										COL. 2902
		1972-82	1982B	1983-87	1987B	1988-91	1993	1994	1996	1998	2000	ALL
Part of a larger organization	1	0	0	0	0	0	0	0	0	735	0	735
Completely independent (SKIP TO Q.698)	2	0	0	0	0	0	0	0	0	598	0	598
Not sure	8	0	0	0	0	0	0	0	0	21	0	21
No answer	9	0	0	0	0	0	0	0	0	23	0	23
Not applicable (Form 2 and Col. 9 not 1-2)	BK	13,626	354	7,542	353	5,907	1,606	2,992	2,904	1,455	2,817	39,556

INSTRUCTION:

(1) If the respondent is a consultant employed by a consulting firm, the place refers to an office of the consulting firm rather than the office of a client. If the respondent is a civil servant at a local, state, or the federal government, the place is a departmental level agency (e.g. department of education, department of labor), not the entire government.

(2) The main relevant criterion for the answer is whether the work place of the respondent is just one location or a multi-location organization. If the respondent is not sure, simply record "8" as the answer. For our purposes, however, there are two special cases that can be dealt with unambiguously.

(a) If Q.2 suggests that a respondent is a government employee:

--The interviewer should record "part of a larger organization" (option 1) as the answer without asking the respondent.

--Moreover, substitute "other departments or agencies of the government" for "other parts of the larger organization" in subsequent questions.

--On the relationship between the respondent's work place and the larger organization (Q.697C), the answer should be recorded as "a government agency" (option 3) without asking the respondent.

(b) Similarly, if Q.2 indicates that a respondent is a public school teacher:

--The interviewer should record "part of a larger organization" (option 1) as the answer without asking the respondent.

--In subsequent questions, please change the wording accordingly. For instance, the interviewer should substitute "other schools of the school system" for "other parts of the larger organization."

--On the relationship between the respondent's work place and the larger organization (Q.697C), the answer should be recorded as "part of a school system" (option 4) without asking the respondent.

IF PART OF AN ORGANIZATION:

697. A. Have you ever worked full time at other parts (locations/schools/government departments or agencies) of the larger organization?

[VAR: WRKOTH]

RESPONSE	PUNCH	YEAR										COL. 2903	
		1972-82	1982B	1983-87	1987B	1988-91	1993	1994	1996	1998	2000	ALL	
Yes	1	0	0	0	0	0	0	0	0	0	189	0	189
No (SKIP TO C)	2	0	0	0	0	0	0	0	0	540	0	0	540
Don't know	8	0	0	0	0	0	0	0	0	0	0	0	0
No answer	9	0	0	0	0	0	0	0	0	29	0	0	29
Not applicable (Form 2 and Col. 9 not 1-2)	BK	13,626	354	7,542	353	5,907	1,606	2,992	2,904	1,455	2,817	40,175	

IF YES:

B. How many years in total (at those parts) have you worked?

[VAR: OTHYRS]

RESPONSE	PUNCH	YEAR										COL. 2,904-2905
		1972-82	1982B	1983-87	1987B	1988-91	1993	1994	1996	1998	2000	ALL
Less than one year	0	0	0	0	0	0	0	0	0	28	0	28
Two years or less												
(1-2 years)	1	0	0	0	0	0	0	0	0	36	0	36
Four years or less												
(3-4 years)	2	0	0	0	0	0	0	0	0	28	0	28
Nine year or less												
(5-9 years)	3	0	0	0	0	0	0	0	0	43	0	43
Nineteen years or less												
(10-19 years)	4	0	0	0	0	0	0	0	0	33	0	33
29 years or less												
(20-29 years)	5	0	0	0	0	0	0	0	0	15	0	15
30 years or more	6	0	0	0	0	0	0	0	0	6	0	6
Don't know	8	0	0	0	0	0	0	0	0	0	0	0
No answer	9	0	0	0	0	0	0	0	0	29	0	29
Not applicable	BK	13,626	354	7,542	353	5,907	1,606	2,992	2,904	2,614	2,817	40,715

IGNORE ALL FRACTIONS OF A YEAR. FOR INSTANCE, "HALF A YEAR" SHOULD BE CODED AS "0" YEARS.

C. In what way is the place part of the larger or organization? Is it ..

[VAR: PARTORG]

RESPONSE	PUNCH	YEAR										COL. 2906
		1972-82	1982B	1983-87	1987B	1988-91	1993	1994	1996	1998	2000	ALL
A wholly owned branch or subsidiary	1	0	0	0	0	0	0	0	0	341	0	341
The headquarters of the larger organization	2	0	0	0	0	0	0	0	0	54	0	54
A government agency (SKIP TO Q.698)	3	0	0	0	0	0	0	0	0	111	0	111
Part of a public school system (SKIP TO Q.698)	4	0	0	0	0	0	0	0	0	70	0	70
Something else (SKIP TO Q.698)	5	0	0	0	0	0	0	0	0	132	0	132
Not sure	8	0	0	0	0	0	0	0	0	19	0	19
No answer	9	0	0	0	0	0	0	0	0	31	0	31
Not applicable	BK	13,626	354	7,542	353	5,907	1,606	2,992	2,904	2,074	2,817	40,175

[INSTRUCTION: "5. Something else" is a catch-all category that includes a locally owned franchise, partially owned subsidiary, and so on.]

IF A BRANCH, SUBSIDIARY, OR HEADQUARTERS:

D. About how many people are employed in the entire business, corporation, or organization for which you work? (Count part-time as well as full-time employees.)

[VAR: ORGSIZE]

RESPONSE	PUNCH	YEAR								COL. 2907-2908			
		1972-82	1982B	1983-87	1987B	1988-91	1993	1994	1996	1998	2000	ALL	
1-9	1	0	0	0	0	0	0	0	0	0	8	0	8
10-49	2	0	0	0	0	0	0	0	0	0	11	0	11
50-99	3	0	0	0	0	0	0	0	0	0	14	0	14
100-499	4	0	0	0	0	0	0	0	0	0	36	0	36
500-999	5	0	0	0	0	0	0	0	0	0	29	0	29
1,000-1,999	6	0	0	0	0	0	0	0	0	0	19	0	19
2,000-9,999	7	0	0	0	0	0	0	0	0	0	75	0	75
10000 or more	8	0	0	0	0	0	0	0	0	0	130	0	130
Don't know	98	0	0	0	0	0	0	0	0	0	63	0	63
No answer	99	0	0	0	0	0	0	0	0	0	41	0	41
Not applicable	BK	13,626	354	7,542	353	5,907	1,606	2,992	2,904	2,046	2,817	40,507	

698. Are the people who work at this location mostly men or women? Please just tell me the number on the card?

HAND
CARD EK

[VAR: GENDERWK]

RESPONSE	PUNCH	YEAR								COL. 2909			
		1972-82	1982B	1983-87	1987B	1988-91	1993	1994	1996	1998	2000	ALL	
All women	1	0	0	0	0	0	0	0	0	0	75	0	75
Almost all women (e.g. 95%)	2	0	0	0	0	0	0	0	0	0	124	0	124
Mostly women (e.g. 70%)	3	0	0	0	0	0	0	0	0	0	234	0	234
About half men and half women	4	0	0	0	0	0	0	0	0	0	434	0	434
Mostly men (e.g. 70%)	5	0	0	0	0	0	0	0	0	0	268	0	268
Almost all men (e.g. 95%)	6	0	0	0	0	0	0	0	0	0	118	0	118
All men	7	0	0	0	0	0	0	0	0	0	73	0	73
Not sure	8	0	0	0	0	0	0	0	0	0	20	0	20
No answer	9	0	0	0	0	0	0	0	0	0	31	0	31
Not applicable (Form 2 and Col. 9 not 1-2)	BK	13,626	354	7,542	353	5,907	1,606	2,992	2,904	1,455	2,817	39,556	

699. How long have you worked at this location? Include all full-time positions you have had at this location.

[VAR: LOCYRS]

RESPONSE	PUNCH	YEAR								COL. 2910-2913		
		1972-82	1982B	1983-87	1987B	1988-91	1993	1994	1996	1998	2000	ALL
0 - .99 years	0	0	0	0	0	0	0	0	0	180	0	180
1.0 - 2.9 years	1	0	0	0	0	0	0	0	0	358	0	358
3.0 - 4.9 years	2	0	0	0	0	0	0	0	0	193	0	193
5.0 - 9.9 years	3	0	0	0	0	0	0	0	0	265	0	265
10.0 - 19.9 years	4	0	0	0	0	0	0	0	0	204	0	204
20.0 - 29.9 years	5	0	0	0	0	0	0	0	0	68	0	68
30.0 years or more	6	0	0	0	0	0	0	0	0	13	0	13
Don't know	8	0	0	0	0	0	0	0	0	0	0	0
No answer	9	0	0	0	0	0	0	0	0	96	0	96
Not applicable (Form 2 and Col. 9 not 1-2)	BK	13,626	354	7,542	353	5,907	1,606	2,992	2,904	1,455	2,817	39,556

IGNORE FRACTIONS OF A MONTH. IF A RESPONDENT HAS NEVER WORKED FULL TIME AT THE LOCATION, THE ANSWER SHOULD BE CODED 0 YEARS AND 0 MONTHS.

700. A. Please think about the (products made/services provided) at your work site. Have you worked at any other work site that (makes/provides) a similar kind of (products/services), i.e., similar by your perception?

[VAR: SAMEWORK]

RESPONSE	PUNCH	YEAR								COL. 2914		
		1972-82	1982B	1983-87	1987B	1988-91	1993	1994	1996	1998	2000	ALL
Yes	1	0	0	0	0	0	0	0	0	576	0	576
No (SKIP TO Q.701)	2	0	0	0	0	0	0	0	0	765	0	765
Don't know	8	0	0	0	0	0	0	0	0	0	0	0
No answer	9	0	0	0	0	0	0	0	0	36	0	36
Not applicable (Form 2 and Col. 9 not 1-2)	BK	13,626	354	7,542	353	5,907	1,606	2,992	2,904	1,455	2,817	39,556

"OTHER WORK SITE" MAY BE OF THE SAME OR A DIFFERENT EMPLOYER.

IF YES:

B. How long have you worked full time for those work sites? How many years?

[VAR: SITEYRS]

RESPONSE	PUNCH	YEAR								COL. 2915-2916		
		1972-82	1982B	1983-87	1987B	1988-91	1993	1994	1996	1998	2000	ALL
Less than one year	0	0	0	0	0	0	0	0	0	68	0	68
Two years or less (1-2 years)	1	0	0	0	0	0	0	0	0	105	0	105
Four years or less (3-4 years)	2	0	0	0	0	0	0	0	0	82	0	82
Nine years or less (5-9 years)	3	0	0	0	0	0	0	0	0	131	0	131
Nineteen years or less (10-19 years)	4	0	0	0	0	0	0	0	0	121	0	121
29 years or less (20-29 years)	5	0	0	0	0	0	0	0	0	44	0	44
30 years or more	6	0	0	0	0	0	0	0	0	10	0	10
Don't know	8	0	0	0	0	0	0	0	0	0	0	0
No answer	9	0	0	0	0	0	0	0	0	0	0	0
Not applicable	BK	13,626	354	7,542	353	5,907	1,606	2,992	2,904	2,220	2,817	40,321

IGNORE ALL FRACTIONS OF A YEAR.

701. Did you receive any on-the-job training (anywhere) about this kind of (product/service) or its production process?

[VAR: OTJTRAIN]

RESPONSE	PUNCH	YEAR										COL. 2917
		1972-82	1982B	1983-87	1987B	1988-91	1993	1994	1996	1998	2000	ALL
Yes	1	0	0	0	0	0	0	0	0	920	0	920
No/practically none (SKIP TO Q.704)	2	0	0	0	0	0	0	0	0	428	0	428
Don't know	8	0	0	0	0	0	0	0	0	0	0	0
No answer	9	0	0	0	0	0	0	0	0	29	0	29
Not applicable (Form 2 and Col. 9 not 1-2)	BK	13,626	354	7,542	353	5,907	1,606	2,992	2,904	1,455	2,817	39,556

IF YES ON QUESTION 701:

702. A. Did it include formal training courses?

[VAR: FORMLTRN]

RESPONSE	PUNCH	YEAR										COL. 2918
		1972-82	1982B	1983-87	1987B	1988-91	1993	1994	1996	1998	2000	ALL
Yes	1	0	0	0	0	0	0	0	0	472	0	472
No (SKIP TO Q.703)	2	0	0	0	0	0	0	0	0	442	0	442
Don't know	8	0	0	0	0	0	0	0	0	0	0	0
No answer	9	0	0	0	0	0	0	0	0	35	0	35
Not applicable	BK	13,626	354	6865	353	5,907	1,606	2,992	2,904	1,883	2,817	40,426

IF YES ON Q. 702A

B. Have you finished all the required courses?

[VAR: FORMLFIN]

RESPONSE	PUNCH	YEAR										COL. 2919
		1972-82	1982B	1983-87	1987B	1988-91	1993	1994	1996	1998	2000	ALL
Yes	1	0	0	0	0	0	0	0	0	398	0	398
No	2	0	0	0	0	0	0	0	0	21	0	21
Never ends (SKIP TO Q.703)	3	0	0	0	0	0	0	0	0	52	0	52
Don't know	8	0	0	0	0	0	0	0	0	0	0	0
No answer	9	0	0	0	0	0	0	0	0	36	0	36
Not applicable	BK	13,626	354	7,542	353	5,907	1,606	2,992	2,904	2,325	2,817	40,426

C. In total, did the total number of days add up to...

[VAR: FORMLDY S]

RESPONSE	PUNCH	YEAR										COL. 2920
		1972-82	1982B	1983-87	1987B	1988-91	1993	1994	1996	1998	2000	ALL
A month or less	1	0	0	0	0	0	0	0	0	163	0	163
Over a month (but not over three months)	2	0	0	0	0	0	0	0	0	74	0	74
Over three months (but not over six months)	3	0	0	0	0	0	0	0	0	58	0	58
Over six months (but not over a year)	4	0	0	0	0	0	0	0	0	47	0	47
Over a year	5	0	0	0	0	0	0	0	0	74	0	74
Don't know	8	0	0	0	0	0	0	0	0	0	0	0
No answer	9	0	0	0	0	0	0	0	0	39	0	39
Not applicable	BK	13,626	354	7,542	353	5,907	1,606	2,992	2,904	2,377	2,817	40,478

[INSTRUCTION: Thus a once-a-week course lasting for six weeks adds up to six days, hence less than a month.]

D. In total, did the total number of hours add up to...

[VAR: FORMLHRS]

RESPONSE	PUNCH	YEAR										COL. 2921
		1972-82	1982B	1983-87	1987B	1988-91	1993	1994	1996	1998	2000	ALL
35 hours or less	1	0	0	0	0	0	0	0	0	85	0	85
Over 35 hours or one full week (but less than 70 hours or two full weeks)	2	0	0	0	0	0	0	0	0	68	0	68
Over 70 hours or two full weeks	3	0	0	0	0	0	0	0	0	241	0	241
Don't know	8	0	0	0	0	0	0	0	0	2	0	2
No answer	9	0	0	0	0	0	0	0	0	59	0	59
Not applicable	BK	13,626	354	7,542	353	5,907	1,606	2,992	2,904	2,377	2,817	40,478

703. A. Did the on-the-job training include informal learning by doing?

[VAR: DOINGTRN]

RESPONSE	PUNCH	YEAR										COL. 2922
		1972-82	1982B	1983-87	1987B	1988-91	1993	1994	1996	1998	2000	ALL
Yes	1	0	0	0	0	0	0	0	0	861	0	861
No (SKIP TO Q.704)	2	0	0	0	0	0	0	0	0	54	0	54
Don't know	8	0	0	0	0	0	0	0	0	0	0	0
No answer	9	0	0	0	0	0	0	0	0	34	0	34
Not applicable	BK	13,626	354	7,542	353	5,907	1,606	2,992	2,904	1,883	2,817	39,984

IF YES:

B. Have you completed this informal on-the-job training?

[VAR: DOINGFIN]

RESPONSE	PUNCH	YEAR										COL. 2923
		1972-82	1982B	1983-87	1987B	1988-91	1993	1994	1996	1998	2000	ALL
Yes	1	0	0	0	0	0	0	0	0	664	0	664
Not yet (but will eventually do)	2	0	0	0	0	0	0	0	0	29	0	29
Never ends (SKIP TO Q.704)	3	0	0	0	0	0	0	0	0	161	0	161
Don't know	8	0	0	0	0	0	0	0	0	0	0	0
No answer	9	0	0	0	0	0	0	0	0	41	0	41
Not applicable	BK	13,626	354	6865	353	5,907	1,606	2,992	2,904	1,937	2,817	40,038

C. How long have you spent on learning by doing?

[VAR: DOINGDYS]

RESPONSE	PUNCH	YEAR										COL. 2924
		1972-82	1982B	1983-87	1987B	1988-91	1993	1994	1996	1998	2000	ALL
A month or less	1	0	0	0	0	0	0	0	0	270	0	270
Over a month (but not over three months)	2	0	0	0	0	0	0	0	0	86	0	86
Over three months (but not over six months)	3	0	0	0	0	0	0	0	0	81	0	81
Over six months (but not over a year)	4	0	0	0	0	0	0	0	0	59	0	59
Over a year	5	0	0	0	0	0	0	0	0	186	0	186
Don't know	8	0	0	0	0	0	0	0	0	1	0	1
No answer	9	0	0	0	0	0	0	0	0	51	0	51
Not applicable	BK	13,626	354	7,542	353	5,907	1,606	2,992	2,904	2,098	2,817	40,199

704. A. Since your first full-time job, has there ever been a time when you've been without a job and not looking for a job?

[VAR: WOJOB]

RESPONSE	PUNCH	YEAR										COL. 2925
		1972-82	1982B	1983-87	1987B	1988-91	1993	1994	1996	1998	2000	ALL
Yes	1	0	0	0	0	0	0	0	0	495	0	495
No (SKIP TO Q.705)	2	0	0	0	0	0	0	0	0	854	0	854
Don't know	8	0	0	0	0	0	0	0	0	0	0	0
No answer	9	0	0	0	0	0	0	0	0	28	0	28
Not applicable (Form 2 and Col. 9 not 1-2)	BK	13,626	354	7,542	353	5,907	1,606	2,992	2,904	1,455	2,817	39,556

B. How many years in total?

[VAR: WOJOBYRS]

RESPONSE	PUNCH	YEAR										COL. 2926
		1972-82	1982B	1983-87	1987B	1988-91	1993	1994	1996	1998	2000	ALL
Less than one year	1	0	0	0	0	0	0	0	0	243	0	243
One year or over (but less than three years)	2	0	0	0	0	0	0	0	0	122	0	122
Three years or over (but less than five years)	3	0	0	0	0	0	0	0	0	35	0	35
Five years or over (but less than 10 years)	4	0	0	0	0	0	0	0	0	46	0	46
Ten years or over	5	0	0	0	0	0	0	0	0	39	0	39
Don't know	8	0	0	0	0	0	0	0	0	1	0	1
No answer	9	0	0	0	0	0	0	0	0	37	0	37
Not applicable	BK	13,626	354	6865	353	5,907	1,606	2,992	2,904	2,309	2,817	40,410

705. For how many employers have you ever worked full time? **READ CATEGORIES.**

[VAR: NUMEMP]

RESPONSE	PUNCH	YEAR										COL. 2927
		1972-82	1982B	1983-87	1987B	1988-91	1993	1994	1996	1998	2000	ALL
One	1	0	0	0	0	0	0	0	0	182	0	182
Two	2	0	0	0	0	0	0	0	0	211	0	211
Three to five	3	0	0	0	0	0	0	0	0	606	0	606
Six to ten	4	0	0	0	0	0	0	0	0	223	0	223
More than ten	5	0	0	0	0	0	0	0	0	104	0	104
Don't know	8	0	0	0	0	0	0	0	0	2	0	2
No answer	9	0	0	0	0	0	0	0	0	49	0	49
Not applicable (Form 2 and Col. 9 not 1-2)	BK	13,626	354	7,542	353	5,907	1,606	2,992	2,904	1,455	2,817	39,556

706. As of last week, did your main job pay an hourly wage, daily wage, weekly wage, monthly salary, annual salary, or other pay rate (e.g. piece rate, commission, wage + tips, and other mixed payment methods), irrespective of the time between payrolls and the use of bonuses or profit-sharing?

[VAR: HOWPAID]

RESPONSE	PUNCH	YEAR									COL. 2928	
		1972-82	1982B	1983-87	1987B	1988-91	1993	1994	1996	1998	2000	ALL
Hourly wage (SKIP TO Q.707A)	1	0	0	0	0	0	0	0	0	649	0	649
Daily wage (SKIP TO Q.707B)	2	0	0	0	0	0	0	0	0	19	0	19
Weekly wage (SKIP TO Q.707C)	3	0	0	0	0	0	0	0	0	123	0	123
Monthly salary (SKIP TO Q.707D)	4	0	0	0	0	0	0	0	0	149	0	149
Annual salary (SKIP TO Q.707E)	5	0	0	0	0	0	0	0	0	225	0	225
Other pay rate (GO TO SECTION E)	6	0	0	0	0	0	0	0	0	182	0	182
Don't know	8	0	0	0	0	0	0	0	0	0	0	0
No answer	9	0	0	0	0	0	0	0	0	30	0	30
Not applicable (Form 2 and Col. 9 not 1-2)	BK	13,626	354	7,542	353	5,907	1,606	2,992	2,904	1,455	2,817	39,556

707. IF HOURLY WAGE:

A. What was your hourly wage, before any taxes or deductions?

[VAR: HOURLY]

RESPONSE	PUNCH	YEAR									COL. 2929-2931	
		1972-82	1982B	1983-87	1987B	1988-91	1993	1994	1996	1998	2000	ALL
\$1 - \$9 per hour	1	0	0	0	0	0	0	0	0	0	0	0
(insert)	2	0	0	0	0	0	0	0	0	0	0	0
Don't know	8	0	0	0	0	0	0	0	0	0	0	0
No answer	9	0	0	0	0	0	0	0	0	0	0	0
Not applicable	BK	13,626	354	6865	353	5,907	1,606	2,992	2,904	2,832	2,817	40,253

IF DAILY WAGE:

B. What was your daily wage, before any taxes or deductions?

[VAR: DAILY]

RESPONSE	PUNCH	YEAR									COL. 2932-2935	
		1972-82	1982B	1983-87	1987B	1988-91	1993	1994	1996	1998	2000	ALL
\$1 - \$49 per day	1	0	0	0	0	0	0	0	0	4	0	4
\$50 - \$99 per day	2	0	0	0	0	0	0	0	0	4	0	4
\$100 - \$249 per day	3	0	0	0	0	0	0	0	0	6	0	6
\$250 or more per day	4	0	0	0	0	0	0	0	0	2	0	2
Don't know	8	0	0	0	0	0	0	0	0	0	0	0
No answer	9	0	0	0	0	0	0	0	0	33	0	33
Not applicable	BK	13,626	354	7,542	353	5,907	1,606	2,992	2,904	2,783	2,817	40,886

IF WEEKLY WAGE:

C. What was your weekly wage, before any taxes or deductions?

[VAR: WEEKLY]

RESPONSE	PUNCH	YEAR									COL. 2936-2939	
		1972-82	1982B	1983-87	1987B	1988-91	1993	1994	1996	1998	2000	ALL
\$1 - \$249 per week	1	0	0	0	0	0	0	0	0	18	0	18
\$250 - \$499 per week	2	0	0	0	0	0	0	0	0	32	0	32
\$500 - \$749 per week	3	0	0	0	0	0	0	0	0	28	0	28
\$750 - \$999 per week	4	0	0	0	0	0	0	0	0	13	0	13
\$1000 or more per week	5	0	0	0	0	0	0	0	0	18	0	18
Don't know	8	0	0	0	0	0	0	0	0	3	0	3
No answer	9	0	0	0	0	0	0	0	0	41	0	41
Not applicable	BK	13,626	354	7,542	353	5,907	1,606	2,992	2,904	2,679	2,817	40,779

IF PAY BY MONTHLY SALARY:

D. What is your monthly salary, before any taxes or deductions?

[VAR: MONTHLY]

RESPONSE	PUNCH	YEAR										COL. 2940-2944	
		1972-82	1982B	1983-87	1987B	1988-91	1993	1994	1996	1998	2000	ALL	
\$1 - \$1999 per month	1	0	0	0	0	0	0	0	0	0	37	0	37
\$2000 - \$3999 per month	2	0	0	0	0	0	0	0	0	55	0	55	
\$4000 - \$5999 per month	3	0	0	0	0	0	0	0	0	13	0	13	
\$6000 or more per month	4	0	0	0	0	0	0	0	0	74	0	74	
Don't know	8	0	0	0	0	0	0	0	0	0	0	0	
No answer	9	0	0	0	0	0	0	0	0	0	0	0	
Not applicable	BK	13,626	354	7,542	353	5,907	1,606	2,992	2,904	2,653	2,817	40,754	

IF PAY BY ANNUAL SALARY:

E. What is your 1998 annual salary, before any taxes or deductions?

[VAR: YEARLY]

RESPONSE	PUNCH	YEAR										COL. 2945-2950	
		1972-82	1982B	1983-87	1987B	1988-91	1993	1994	1996	1998	2000	ALL	
\$1 - \$1999	1	0	0	0	0	0	0	0	0	25	0	25	
\$20000 - \$49000	2	0	0	0	0	0	0	0	0	121	0	121	
\$50000 - \$99000	3	0	0	0	0	0	0	0	0	43	0	43	
\$100000 or more	4	0	0	0	0	0	0	0	0	9	0	9	
Don't know	8	0	0	0	0	0	0	0	0	6	0	6	
No answer	9	0	0	0	0	0	0	0	0	51	0	51	
Not applicable	BK	13,626	354	7,542	353	5,907	1,606	2,992	2,904	2,577	2,817	40,678	

708. Do you think of yourself as a trusting person? Are you..

[VAR: TRUSTING]

RESPONSE	PUNCH	YEAR										COL. 2955	
		1972-82	1982B	1983-87	1987B	1988-91	1993	1994	1996	1998	2000	ALL	
Very trusting	1	0	0	0	0	0	0	0	0	737	0	737	
Somewhat trusting	2	0	0	0	0	0	0	0	0	540	0	540	
Somewhat distrusting	3	0	0	0	0	0	0	0	0	85	0	85	
Very distrusting	4	0	0	0	0	0	0	0	0	21	0	21	
Don't know	8	0	0	0	0	0	0	0	0	3	0	3	
No answer	9	0	0	0	0	0	0	0	0	1	0	1	
Not applicable	BK	13,626	354	7,542	353	5,907	1,606	2,992	2,904	1,445	2,817	39,546	

Next, I'd like to ask you about your opinions about medicine, health, and health care.

709. Have you or has anyone else you know ever seen a psychiatrist, psychologist, or counselor?

[VAR: SEENMNTL]

RESPONSE	PUNCH	YEAR										COL. 2956	
		1972-82	1982B	1983-87	1987B	1988-91	1993	1994	1996	1998	2000	ALL	
Yes	1	0	0	0	0	0	0	0	0	808	0	808	
No	2	0	0	0	0	0	0	0	0	561	0	561	
Don't know	8	0	0	0	0	0	0	0	0	16	0	16	
No answer	9	0	0	0	0	0	0	0	0	2	0	2	
Not applicable	BK	13,626	354	7,542	353	5,907	1,606	2,992	2,904	1,445	2,817	39,546	

710. Please tell me how much you agree or disagree with the following statements about medicines prescribed by doctors to help people who are having problems with their emotions, nerves or their mental health:

HAND
CARD EL

A. Psychiatric medicine is harmful to the body.

[VAR: PSYCMED1]

RESPONSE	PUNCH	YEAR										COL. 2957
		1972-82	1982B	1983-87	1987B	1988-91	1993	1994	1996	1998	2000	ALL
Strongly agree	1	0	0	0	0	0	0	0	0	72	0	72
Agree	2	0	0	0	0	0	0	0	0	253	0	253
Neither agree nor disagree .	3	0	0	0	0	0	0	0	0	329	0	329
Disagree	4	0	0	0	0	0	0	0	0	431	0	431
Strongly disagree	5	0	0	0	0	0	0	0	0	127	0	127
Don't know	8	0	0	0	0	0	0	0	0	174	0	174
No answer	9	0	0	0	0	0	0	0	0	1	0	1
Not applicable	BK	13,626	354	7,542	353	5,907	1,606	2,992	2,904	1,445	2,817	39,546

B. If symptoms are no longer present, people should stop taking these medications.

[VAR: PSYCMED2]

RESPONSE	PUNCH	YEAR										COL. 2958
		1972-82	1982B	1983-87	1987B	1988-91	1993	1994	1996	1998	2000	ALL
Strongly agree	1	0	0	0	0	0	0	0	0	199	0	199
Agree	2	0	0	0	0	0	0	0	0	462	0	462
Neither agree nor disagree .	3	0	0	0	0	0	0	0	0	143	0	143
Disagree	4	0	0	0	0	0	0	0	0	356	0	356
Strongly disagree	5	0	0	0	0	0	0	0	0	102	0	102
Don't know	8	0	0	0	0	0	0	0	0	122	0	122
No answer	9	0	0	0	0	0	0	0	0	3	0	3
Not applicable	BK	13,626	354	7,542	353	5,907	1,606	2,992	2,904	1,445	2,817	39,546

C. Taking these medications interferes with daily activities.

[VAR: PSYCMED3]

RESPONSE	PUNCH	YEAR										COL. 2959
		1972-82	1982B	1983-87	1987B	1988-91	1993	1994	1996	1998	2000	ALL
Strongly agree	1	0	0	0	0	0	0	0	0	99	0	99
Agree	2	0	0	0	0	0	0	0	0	398	0	398
Neither agree nor disagree .	3	0	0	0	0	0	0	0	0	310	0	310
Disagree	4	0	0	0	0	0	0	0	0	335	0	335
Strongly disagree	5	0	0	0	0	0	0	0	0	62	0	62
Don't know	8	0	0	0	0	0	0	0	0	179	0	179
No answer	9	0	0	0	0	0	0	0	0	4	0	4
Not applicable	BK	13,626	354	7,542	353	5,907	1,606	2,992	2,904	1,445	2,817	39,546

D. Taking these medications helps people deal with day-to-day stresses.

[VAR: PSYCMED4]

RESPONSE	PUNCH	YEAR										COL. 2960
		1972-82	1982B	1983-87	1987B	1988-91	1993	1994	1996	1998	2000	ALL
Strongly agree	1	0	0	0	0	0	0	0	0	159	0	159
Agree	2	0	0	0	0	0	0	0	0	847	0	847
Neither agree nor disagree .	3	0	0	0	0	0	0	0	0	192	0	192
Disagree	4	0	0	0	0	0	0	0	0	66	0	66
Strongly disagree	5	0	0	0	0	0	0	0	0	15	0	15
Don't know	8	0	0	0	0	0	0	0	0	103	0	103
No answer	9	0	0	0	0	0	0	0	0	5	0	5
Not applicable	BK	13,626	354	7,542	353	5,907	1,606	2,992	2,904	1,445	2,817	39,546

E. Taking these medications makes things easier in relations with family and friends.

[VAR: PSYCMED5]

RESPONSE	PUNCH	YEAR										COL. 2961
		1972-82	1982B	1983-87	1987B	1988-91	1993	1994	1996	1998	2000	ALL
Strongly agree	1	0	0	0	0	0	0	0	0	126	0	126
Agree	2	0	0	0	0	0	0	0	0	729	0	729
Neither agree nor disagree .	3	0	0	0	0	0	0	0	0	239	0	239
Disagree	4	0	0	0	0	0	0	0	0	122	0	122
Strongly disagree	5	0	0	0	0	0	0	0	0	21	0	21
Don't know	8	0	0	0	0	0	0	0	0	146	0	146
No answer	9	0	0	0	0	0	0	0	0	4	0	4
Not applicable	BK	13,626	354	7,542	353	5,907	1,606	2,992	2,904	1,445	2,817	39,546

F. These medications help people control their symptoms.

[VAR: PSYCMED6]

RESPONSE	PUNCH	YEAR										COL. 2962
		1972-82	1982B	1983-87	1987B	1988-91	1993	1994	1996	1998	2000	ALL
Strongly agree	1	0	0	0	0	0	0	0	0	163	0	163
Agree	2	0	0	0	0	0	0	0	0	907	0	907
Neither agree nor disagree .	3	0	0	0	0	0	0	0	0	143	0	143
Disagree	4	0	0	0	0	0	0	0	0	55	0	55
Strongly disagree	5	0	0	0	0	0	0	0	0	7	0	7
Don't know	8	0	0	0	0	0	0	0	0	108	0	108
No answer	9	0	0	0	0	0	0	0	0	4	0	4
Not applicable	BK	13,626	354	7,542	353	5,907	1,606	2,992	2,904	1,445	2,817	39,546

G. Taking medication helps people feel better about themselves.

[VAR: PSYCMED7]

RESPONSE	PUNCH	YEAR										COL. 2963
		1972-82	1982B	1983-87	1987B	1988-91	1993	1994	1996	1998	2000	ALL
Strongly agree	1	0	0	0	0	0	0	0	0	111	0	111
Agree	2	0	0	0	0	0	0	0	0	650	0	650
Neither agree nor disagree .	3	0	0	0	0	0	0	0	0	286	0	286
Disagree	4	0	0	0	0	0	0	0	0	177	0	177
Strongly disagree	5	0	0	0	0	0	0	0	0	27	0	27
Don't know	8	0	0	0	0	0	0	0	0	133	0	133
No answer	9	0	0	0	0	0	0	0	0	3	0	3
Not applicable	BK	13,626	354	7,542	353	5,907	1,606	2,992	2,904	1,445	2,817	39,546

REMARKS: Hand Card EL contained response options 1-5.

711. How likely would you be to take doctor-prescribed psychiatric medication in the following situations?

HAND
CARD EM

A. ...because you were having trouble in your personal life.

[VAR: USEPSYC 1]

RESPONSE	PUNCH	YEAR										COL. 2964
		1972-82	1982B	1983-87	1987B	1988-91	1993	1994	1996	1998	2000	ALL
Very likely	1	0	0	0	0	0	0	0	0	116	0	116
Somewhat likely	2	0	0	0	0	0	0	0	0	205	0	205
Mixed	3	0	0	0	0	0	0	0	0	155	0	155
Somewhat unlikely	4	0	0	0	0	0	0	0	0	252	0	252
Very unlikely	5	0	0	0	0	0	0	0	0	610	0	610
Don't know	8	0	0	0	0	0	0	0	0	46	0	46
No answer	9	0	0	0	0	0	0	0	0	3	0	3
Not applicable	BK	13,626	354	7,542	353	5,907	1,606	2,992	2,904	1,445	2,817	39,546

B. ...because you didn't know how to cope anymore with the stresses of life.

[VAR: USEPSYC 2]

RESPONSE	PUNCH	YEAR										COL. 2965
		1972-82	1982B	1983-87	1987B	1988-91	1993	1994	1996	1998	2000	ALL
Very likely	1	0	0	0	0	0	0	0	0	168	0	168
Somewhat likely	2	0	0	0	0	0	0	0	0	322	0	322
Mixed	3	0	0	0	0	0	0	0	0	180	0	180
Somewhat unlikely	4	0	0	0	0	0	0	0	0	241	0	241
Very unlikely	5	0	0	0	0	0	0	0	0	427	0	427
Don't know	8	0	0	0	0	0	0	0	0	45	0	45
No answer	9	0	0	0	0	0	0	0	0	4	0	4
Not applicable	BK	13,626	354	7,542	353	5,907	1,606	2,992	2,904	1,445	2,817	39,546

C. ...because you were feeling depressed, tired, were having trouble sleeping and concentrating, and felt worthless.

[VAR: USEPSYC 3]

RESPONSE	PUNCH	YEAR										COL. 2966
		1972-82	1982B	1983-87	1987B	1988-91	1993	1994	1996	1998	2000	ALL
Very likely	1	0	0	0	0	0	0	0	0	210	0	210
Somewhat likely	2	0	0	0	0	0	0	0	0	341	0	341
Mixed	3	0	0	0	0	0	0	0	0	177	0	177
Somewhat unlikely	4	0	0	0	0	0	0	0	0	227	0	227
Very unlikely	5	0	0	0	0	0	0	0	0	379	0	379
Don't know	8	0	0	0	0	0	0	0	0	50	0	50
No answer	9	0	0	0	0	0	0	0	0	3	0	3
Not applicable	BK	13,626	354	7,542	353	5,907	1,606	2,992	2,904	1,445	2,817	39,546

D. ...for no apparent reason, you were having periods of intense fear in which you were trembling, sweating, feeling dizzy, and feared losing control or going crazy.

[VAR: USEPSYC4]

RESPONSE	PUNCH	YEAR										COL. 2967
		1972-82	1982B	1983-87	1987B	1988-91	1993	1994	1996	1998	2000	ALL
Very likely	1	0	0	0	0	0	0	0	0	351	0	351
Somewhat likely	2	0	0	0	0	0	0	0	0	391	0	391
Mixed	3	0	0	0	0	0	0	0	0	182	0	182
Somewhat unlikely	4	0	0	0	0	0	0	0	0	135	0	135
Very unlikely	5	0	0	0	0	0	0	0	0	267	0	267
Don't know	8	0	0	0	0	0	0	0	0	58	0	58
No answer	9	0	0	0	0	0	0	0	0	3	0	3
Not applicable	BK	13,626	354	7,542	353	5,907	1,606	2,992	2,904	1,445	2,817	39,546

REMARKS: Hand Card EM contained response options 1-5.

712. How likely would you be to give doctor-prescribed psychiatric medication to your child or a child you were responsible for in the following situations (A child would be considered anyone between the ages of 8 and 15).

HAND
CARD EN

A. ...because s/he is hostile, often loses his/her temper, often argues with adults, actively defies authority and seems spiteful or vindictive.

[VAR: PSYCKID1]

RESPONSE	PUNCH	YEAR										COL. 2968
		1972-82	1982B	1983-87	1987B	1988-91	1993	1994	1996	1998	2000	ALL
Very likely	1	0	0	0	0	0	0	0	0	161	0	161
Somewhat likely	2	0	0	0	0	0	0	0	0	275	0	275
Mixed	3	0	0	0	0	0	0	0	0	216	0	216
Somewhat unlikely	4	0	0	0	0	0	0	0	0	209	0	209
Very unlikely	5	0	0	0	0	0	0	0	0	438	0	438
Don't know	8	0	0	0	0	0	0	0	0	84	0	84
No answer	9	0	0	0	0	0	0	0	0	4	0	4
Not applicable	BK	13,626	354	7,542	353	5,907	1,606	2,992	2,904	1,445	2,817	39,546

B. ...because s/he is not paying attention at school, does not follow through with school work and chores, has difficulty organizing activities, is easily distracted, talks excessively, and seems to run around or fidget constantly.

[VAR: PSYCKID2]

RESPONSE	PUNCH	YEAR										COL. 2969
		1972-82	1982B	1983-87	1987B	1988-91	1993	1994	1996	1998	2000	ALL
Very likely	1	0	0	0	0	0	0	0	0	126	0	126
Somewhat likely	2	0	0	0	0	0	0	0	0	250	0	250
Mixed	3	0	0	0	0	0	0	0	0	222	0	222
Somewhat unlikely	4	0	0	0	0	0	0	0	0	259	0	259
Very unlikely	5	0	0	0	0	0	0	0	0	444	0	444
Don't know	8	0	0	0	0	0	0	0	0	82	0	82
No answer	9	0	0	0	0	0	0	0	0	4	0	4
Not applicable	BK	13,626	354	7,542	353	5,907	1,606	2,992	2,904	1,445	2,817	39,546

C. ...because s/he was talking about killing him or herself.

[VAR: PSYCKID3]

RESPONSE	PUNCH	YEAR										COL. 2970
		1972-82	1982B	1983-87	1987B	1988-91	1993	1994	1996	1998	2000	ALL
Very likely	1	0	0	0	0	0	0	0	0	454	0	454
Somewhat likely	2	0	0	0	0	0	0	0	0	280	0	280
Mixed	3	0	0	0	0	0	0	0	0	225	0	225
Somewhat unlikely	4	0	0	0	0	0	0	0	0	99	0	99
Very unlikely	5	0	0	0	0	0	0	0	0	243	0	243
Don't know	8	0	0	0	0	0	0	0	0	81	0	81
No answer	9	0	0	0	0	0	0	0	0	5	0	5
Not applicable	BK	13,626	354	7,542	353	5,907	1,606	2,992	2,904	1,445	2,817	39,546

REMARKS: Hand Card EN contained response options 1-5.

713. If you were to seek services for a problem with your emotions, nerves, or your mental health, how much would you agree or disagree with the following options?

HAND
CARD EO

A. I would prefer to go directly to a mental health care specialist, rather than being referred by my primary care physician.

[VAR: PSYCDRCT]

RESPONSE	PUNCH	YEAR										COL. 2971
		1972-82	1982B	1983-87	1987B	1988-91	1993	1994	1996	1998	2000	ALL
Strongly agree	1	0	0	0	0	0	0	0	0	242	0	242
Agree	2	0	0	0	0	0	0	0	0	369	0	369
Neither agree nor disagree	3	0	0	0	0	0	0	0	0	176	0	176
Disagree	4	0	0	0	0	0	0	0	0	404	0	404
Strongly disagree	5	0	0	0	0	0	0	0	0	119	0	119
Don't know	8	0	0	0	0	0	0	0	0	70	0	70
No answer	9	0	0	0	0	0	0	0	0	7	0	7
Not applicable	BK	13,626	354	7,542	353	5,907	1,606	2,992	2,904	1,445	2,817	39,546

B. I would trust my family physician to prescribe psychiatric medication.

[VAR: PSYCFDOC]

RESPONSE	PUNCH	YEAR										COL. 2972
		1972-82	1982B	1983-87	1987B	1988-91	1993	1994	1996	1998	2000	ALL
Strongly agree	1	0	0	0	0	0	0	0	0	106	0	106
Agree	2	0	0	0	0	0	0	0	0	381	0	381
Neither agree nor disagree	3	0	0	0	0	0	0	0	0	221	0	221
Disagree	4	0	0	0	0	0	0	0	0	416	0	416
Strongly disagree	5	0	0	0	0	0	0	0	0	189	0	189
Don't know	8	0	0	0	0	0	0	0	0	67	0	67
No answer	9	0	0	0	0	0	0	0	0	7	0	7
Not applicable	BK	13,626	354	7,542	353	5,907	1,606	2,992	2,904	1,445	2,817	39,546

C. I would only trust a psychiatrist to prescribe psychiatric medication.

[VAR: PSYCPSYC]

RESPONSE	PUNCH	YEAR										COL. 2973
		1972-82	1982B	1983-87	1987B	1988-91	1993	1994	1996	1998	2000	ALL
Strongly agree	1	0	0	0	0	0	0	0	0	199	0	199
Agree	2	0	0	0	0	0	0	0	0	494	0	494
Neither agree nor disagree .	3	0	0	0	0	0	0	0	0	241	0	241
Disagree	4	0	0	0	0	0	0	0	0	305	0	305
Strongly disagree	5	0	0	0	0	0	0	0	0	69	0	69
Don't know	8	0	0	0	0	0	0	0	0	72	0	72
No answer	9	0	0	0	0	0	0	0	0	7	0	7
Not applicable	BK	13,626	354	7,542	353	5,907	1,606	2,992	2,904	1,445	2,817	39,546

REMARKS: Hand Card EO contained response options 1-5.

714. First, are you, yourself, covered by health insurance, a government plan like Medicare or Medicaid, or some other plan that pays for your medical care?

[VAR: HLTHINSR]

RESPONSE	PUNCH	YEAR										COL. 2974
		1972-82	1982B	1983-87	1987B	1988-91	1993	1994	1996	1998	2000	ALL
Yes, Covered	1	0	0	0	0	0	0	0	0	1189	0	1189
No, not Covered (GO TO Q.721)	2	0	0	0	0	0	0	0	0	193	0	193
Don't know	8	0	0	0	0	0	0	0	0	1	0	1
No answer	9	0	0	0	0	0	0	0	0	4	0	4
Not applicable	BK	13,626	354	7,542	353	5,907	1,606	2,992	2,904	1,445	2,817	39,546

715. There are many different types of health care plans. I'd like to know which type of plan is most like yours. Please tell me if your plan has any of these features:

A. Is there a book, directory or list of doctors whom you must use?

[VAR: DOCLIST]

RESPONSE	PUNCH	YEAR										COL. 2975
		1972-82	1982B	1983-87	1987B	1988-91	1993	1994	1996	1998	2000	ALL
Yes	1	0	0	0	0	0	0	0	0	690	0	690
No	2	0	0	0	0	0	0	0	0	468	0	468
Don't know	8	0	0	0	0	0	0	0	0	18	0	18
No answer	9	0	0	0	0	0	0	0	0	17	0	17
Not applicable	BK	13,626	354	7,542	353	5,907	1,606	2,992	2,904	1,639	2,817	39,740

B. Can you choose any doctor you like in your community or elsewhere here, perhaps paying part of the bill?

[VAR: ANYDOC]

RESPONSE	PUNCH	YEAR										COL. 2976
		1972-82	1982B	1983-87	1987B	1988-91	1993	1994	1996	1998	2000	ALL
Yes	1	0	0	0	0	0	0	0	0	834	0	834
No	2	0	0	0	0	0	0	0	0	278	0	278
Don't know	8	0	0	0	0	0	0	0	0	58	0	58
No answer	9	0	0	0	0	0	0	0	0	23	0	23
Not applicable	BK	13,626	354	7,542	353	5,907	1,606	2,992	2,904	1,639	2,817	39,470

716. Have you ever switched your plan or the medical care provider within your plan due to dissatisfaction with a prior plan?

[VAR: SWITHLTH]

RESPONSE	PUNCH	YEAR										COL. 2977
		1972-82	1982B	1983-87	1987B	1988-91	1993	1994	1996	1998	2000	ALL
Yes	1	0	0	0	0	0	0	0	0	240	0	240
No	2	0	0	0	0	0	0	0	0	898	0	898
Can't switch	3	0	0	0	0	0	0	0	0	34	0	34
Don't know	8	0	0	0	0	0	0	0	0	14	0	14
No answer	9	0	0	0	0	0	0	0	0	7	0	7
Not applicable	BK	13,626	354	7,542	353	5,907	1,606	2,992	2,904	1,639	2,817	39470

717. Since you joined this plan, have you sought medical care for problems with your emotions, nerves, or mental health?

[VAR: USEDMENTL]

RESPONSE	PUNCH	YEAR										COL. 2978
		1972-82	1982B	1983-87	1987B	1988-91	1993	1994	1996	1998	2000	ALL
Yes	1	0	0	0	0	0	0	0	0	148	0	148
No (GO TO Q.721)	2	0	0	0	0	0	0	0	0	1039	0	1039
Don't know	8	0	0	0	0	0	0	0	0	0	0	0
No answer	9	0	0	0	0	0	0	0	0	6	0	6
Not applicable	BK	13,626	354	7,542	353	5,907	1,606	2,992	2,904	1,639	2,817	39,740

718. Were you able to get the treatment you sought?

[VAR: MNTLCARE]

RESPONSE	PUNCH	YEAR										COL. 2979
		1972-82	1982B	1983-87	1987B	1988-91	1993	1994	1996	1998	2000	ALL
Yes	1	0	0	0	0	0	0	0	0	129	0	129
No (GO TO Q.720)	2	0	0	0	0	0	0	0	0	18	0	18
Don't know	8	0	0	0	0	0	0	0	0	0	0	0
No answer	9	0	0	0	0	0	0	0	0	7	0	7
Not applicable (Punch 2 on Col. 2978)	BK	13,626	354	7,542	353	5,907	1,606	2,992	2,904	2,678	2,817	40,779

719. How difficult was it to get the treatment that you sought: very difficult, somewhat difficult, or not at all difficult?

[VAR: MNTLDIF]

RESPONSE	PUNCH	YEAR										COL. 2980
		1972-82	1982B	1983-87	1987B	1988-91	1993	1994	1996	1998	2000	ALL
Very difficult	1	0	0	0	0	0	0	0	0	7	0	7
Somewhat difficult	2	0	0	0	0	0	0	0	0	21	0	21
Not difficult at all	3	0	0	0	0	0	0	0	0	101	0	101
Don't know	8	0	0	0	0	0	0	0	0	0	0	0
No answer	9	0	0	0	0	0	0	0	0	7	0	7
Not applicable (Punch 2 on Col. 2979)	BK	13,626	354	7,542	353	5,907	1,606	2,992	2,904	2696	2,817	40797

720. Were you denied services under your plan's benefit package?

[VAR: MNTLDENY]

RESPONSE	PUNCH	YEAR										COL. 2981
		1972-82	1982B	1983-87	1987B	1988-91	1993	1994	1996	1998	2000	ALL
Yes	1	0	0	0	0	0	0	0	0	16	0	16
No	2	0	0	0	0	0	0	0	0	130	0	130
Don't know	8	0	0	0	0	0	0	0	0	1	0	1
No answer	9	0	0	0	0	0	0	0	0	7	0	7
Not applicable (Punch 2 on Col. 2978)	BK	13,626	354	7,542	353	5,907	1,606	2,992	2,904	2,678	2,817	40,779

721. The health care system is changing rapidly with more and more people being treated in Health Maintenance Organizations (or HMOs) and in managed care plans. How much do you agree or disagree with how the HMOs and managed care plans are working?

HAND
CARD EP

A. They improve the quality of care.

[VAR: HMO1]

RESPONSE	PUNCH	YEAR										COL. 2982
		1972-82	1982B	1983-87	1987B	1988-91	1993	1994	1996	1998	2000	ALL
Strongly disagree	1	0	0	0	0	0	0	0	0	167	0	167
Disagree	2	0	0	0	0	0	0	0	0	402	0	402
Neither agree nor disagree	3	0	0	0	0	0	0	0	0	325	0	325
Agree	4	0	0	0	0	0	0	0	0	271	0	271
Strongly agree	5	0	0	0	0	0	0	0	0	37	0	37
Don't know	8	0	0	0	0	0	0	0	0	184	0	184
No answer	9	0	0	0	0	0	0	0	0	1	0	1
Not applicable	BK	13,626	354	7,542	353	5,907	1,606	2,992	2,904	1,445	2,817	39,546

B. They prevent doctors from prescribing tests necessary for treatment.

[VAR: HMO2]

RESPONSE	PUNCH	YEAR										COL. 2983
		1972-82	1982B	1983-87	1987B	1988-91	1993	1994	1996	1998	2000	ALL
Strongly disagree	1	0	0	0	0	0	0	0	0	32	0	32
Disagree	2	0	0	0	0	0	0	0	0	301	0	301
Neither agree nor disagree	3	0	0	0	0	0	0	0	0	242	0	242
Agree	4	0	0	0	0	0	0	0	0	455	0	455
Strongly agree	5	0	0	0	0	0	0	0	0	128	0	128
Don't know	8	0	0	0	0	0	0	0	0	223	0	223
No answer	9	0	0	0	0	0	0	0	0	6	0	6
Not applicable	BK	13,626	354	7,542	353	5,907	1,606	2,992	2,904	1,445	2,817	39,546

C. They help to control costs.

[VAR: HMO3]

RESPONSE	PUNCH	YEAR										COL. 2984
		1972-82	1982B	1983-87	1987B	1988-91	1993	1994	1996	1998	2000	ALL
Strongly disagree	1	0	0	0	0	0	0	0	0	53	0	53
Disagree	2	0	0	0	0	0	0	0	0	253	0	253
Neither agree nor disagree	3	0	0	0	0	0	0	0	0	204	0	204
Agree	4	0	0	0	0	0	0	0	0	584	0	584
Strongly agree	5	0	0	0	0	0	0	0	0	83	0	83
Don't know	8	0	0	0	0	0	0	0	0	206	0	206
No answer	9	0	0	0	0	0	0	0	0	4	0	4
Not applicable	BK	13,626	354	7,542	353	5,907	1,606	2,992	2,904	1,445	2,817	39,546

D. They prevent people from getting the care they need.

[VAR: HMO4]

RESPONSE	PUNCH	YEAR										COL. 2985
		1972-82	1982B	1983-87	1987B	1988-91	1993	1994	1996	1998	2000	ALL
Strongly disagree	1	0	0	0	0	0	0	0	0	45	0	45
Disagree	2	0	0	0	0	0	0	0	0	365	0	365
Neither agree nor disagree .	3	0	0	0	0	0	0	0	0	238	0	238
Agree	4	0	0	0	0	0	0	0	0	428	0	428
Strongly agree	5	0	0	0	0	0	0	0	0	118	0	118
Don't know	8	0	0	0	0	0	0	0	0	187	0	187
No answer	9	0	0	0	0	0	0	0	0	6	0	6
Not applicable	BK	13,626	354	7,542	353	5,907	1,606	2,992	2,904	1,445	2,817	39,546

E. They damage the trust between doctors and patients.

[VAR: HMO5]

RESPONSE	PUNCH	YEAR										COL. 2986
		1972-82	1982B	1983-87	1987B	1988-91	1993	1994	1996	1998	2000	ALL
Strongly disagree	1	0	0	0	0	0	0	0	0	43	0	43
Disagree	2	0	0	0	0	0	0	0	0	377	0	377
Neither agree nor disagree .	3	0	0	0	0	0	0	0	0	269	0	269
Agree	4	0	0	0	0	0	0	0	0	379	0	379
Strongly agree	5	0	0	0	0	0	0	0	0	130	0	130
Don't know	8	0	0	0	0	0	0	0	0	186	0	186
No answer	9	0	0	0	0	0	0	0	0	3	0	3
Not applicable	BK	13,626	354	7,542	353	5,907	1,606	2,992	2,904	1,445	2,817	39,546

F. They take important medical decisions out of the hands of physicians.

[VAR: HMO6]

RESPONSE	PUNCH	YEAR										COL. 2987
		1972-82	1982B	1983-87	1987B	1988-91	1993	1994	1996	1998	2000	ALL
Strongly disagree	1	0	0	0	0	0	0	0	0	33	0	33
Disagree	2	0	0	0	0	0	0	0	0	281	0	281
Neither agree nor disagree .	3	0	0	0	0	0	0	0	0	216	0	216
Agree	4	0	0	0	0	0	0	0	0	461	0	461
Strongly agree	5	0	0	0	0	0	0	0	0	180	0	180
Don't know	8	0	0	0	0	0	0	0	0	212	0	212
No answer	9	0	0	0	0	0	0	0	0	4	0	4
Not applicable	BK	13,626	354	7,542	353	5,907	1,606	2,992	2,904	1,445	2,817	39,546

G. They make it more difficult to see a specialist for problems like emotional, nervous, and mental health problems.

[VAR: HMO7]

RESPONSE	PUNCH	YEAR										COL. 2988
		1972-82	1982B	1983-87	1987B	1988-91	1993	1994	1996	1998	2000	ALL
Strongly disagree	1	0	0	0	0	0	0	0	0	29	0	29
Disagree	2	0	0	0	0	0	0	0	0	238	0	238
Neither agree nor disagree .	3	0	0	0	0	0	0	0	0	198	0	198
Agree	4	0	0	0	0	0	0	0	0	469	0	469
Strongly agree	5	0	0	0	0	0	0	0	0	194	0	194
Don't know	8	0	0	0	0	0	0	0	0	255	0	255
No answer	9	0	0	0	0	0	0	0	0	4	0	4
Not applicable	BK	13,626	354	7,542	353	5,907	1,606	2,992	2,904	1,445	2,817	39,546

REMARKS: Hand Card EP contained response options 1-5.

722. As you read each of the following statements, please think about the medical care you are now receiving. If you have not received any medical care recently, circle the answer based on what you would expect if you had to seek care today. Even if you are not entirely certain about your answers, we want to remind you that your best guess is important for each statement.

HAND
CARD EQ

A. Doctors aren't as thorough as they should be.

[VAR: DOCS1]

RESPONSE	PUNCH	YEAR										COL. 2989
		1972-82	1982B	1983-87	1987B	1988-91	1993	1994	1996	1998	2000	ALL
Strongly agree	1	0	0	0	0	0	0	0	0	128	0	128
Agree	2	0	0	0	0	0	0	0	0	571	0	571
Uncertain	3	0	0	0	0	0	0	0	0	191	0	191
Disagree	4	0	0	0	0	0	0	0	0	425	0	425
Strongly disagree	5	0	0	0	0	0	0	0	0	48	0	48
Don't know	8	0	0	0	0	0	0	0	0	21	0	21
No answer	9	0	0	0	0	0	0	0	0	3	0	3
Not applicable	BK	13,626	354	7,542	353	5,907	1,606	2,992	2,904	1,445	2,817	39,546

B. Doctors always do their best to keep the patient from worrying.

[VAR: DOCS2]

RESPONSE	PUNCH	YEAR										COL. 2990
		1972-82	1982B	1983-87	1987B	1988-91	1993	1994	1996	1998	2000	ALL
Strongly agree	1	0	0	0	0	0	0	0	0	55	0	55
Agree	2	0	0	0	0	0	0	0	0	655	0	655
Uncertain	3	0	0	0	0	0	0	0	0	273	0	273
Disagree	4	0	0	0	0	0	0	0	0	347	0	347
Strongly disagree	5	0	0	0	0	0	0	0	0	37	0	37
Don't know	8	0	0	0	0	0	0	0	0	17	0	17
No answer	9	0	0	0	0	0	0	0	0	3	0	3
Not applicable	BK	13,626	354	7,542	353	5,907	1,606	2,992	2,904	1,445	2,817	39,546

C. Sometimes doctors take unnecessary risks in treating their patients.

[VAR: DOCS3]

RESPONSE	PUNCH	YEAR										COL. 2991
		1972-82	1982B	1983-87	1987B	1988-91	1993	1994	1996	1998	2000	ALL
Strongly agree	1	0	0	0	0	0	0	0	0	52	0	52
Agree	2	0	0	0	0	0	0	0	0	409	0	409
Uncertain	3	0	0	0	0	0	0	0	0	336	0	336
Disagree	4	0	0	0	0	0	0	0	0	480	0	480
Strongly disagree	5	0	0	0	0	0	0	0	0	55	0	55
Don't know	8	0	0	0	0	0	0	0	0	49	0	49
No answer	9	0	0	0	0	0	0	0	0	6	0	6
Not applicable	BK	13,626	354	7,542	353	5,907	1,606	2,992	2,904	1,445	2,817	39,546

D. Doctors are very careful to check everything when examining their patients.

[VAR: DOCS4]

RESPONSE	PUNCH	YEAR										COL. 2,992
		1972-82	1982B	1983-87	1987B	1988-91	1993	1994	1996	1998	2000	ALL
Strongly agree	1	0	0	0	0	0	0	0	0	39	0	39
Agree	2	0	0	0	0	0	0	0	0	429	0	429
Uncertain	3	0	0	0	0	0	0	0	0	282	0	282
Disagree	4	0	0	0	0	0	0	0	0	555	0	555
Strongly disagree	5	0	0	0	0	0	0	0	0	58	0	58
Don't know	8	0	0	0	0	0	0	0	0	20	0	20
No answer	9	0	0	0	0	0	0	0	0	4	0	4
Not applicable	BK	13,626	354	7,542	353	5,907	1,606	2,992	2,904	1,445	2,817	39,546

E. Doctors always treat their patients with respect.

[VAR: DOCS5]

RESPONSE	PUNCH	YEAR										COL.	2993
		1972-82	1982B	1983-87	1987B	1988-91	1993	1994	1996	1998	2000	ALL	
Strongly agree	1	0	0	0	0	0	0	0	0	83	0	83	
Agree	2	0	0	0	0	0	0	0	0	618	0	618	
Uncertain	3	0	0	0	0	0	0	0	0	193	0	193	
Disagree	4	0	0	0	0	0	0	0	0	420	0	420	
Strongly disagree	5	0	0	0	0	0	0	0	0	52	0	52	
Don't know	8	0	0	0	0	0	0	0	0	14	0	14	
No answer	9	0	0	0	0	0	0	0	0	7	0	7	
Not applicable	BK	13,626	354	7,542	353	5,907	1,606	2,992	2,904	1,445	2,817	39,546	

F. I hardly ever see the same doctor when I go for medical care.

[VAR: DOCS6]

RESPONSE	PUNCH	YEAR										COL.	2994
		1972-82	1982B	1983-87	1987B	1988-91	1993	1994	1996	1998	2000	ALL	
Strongly agree	1	0	0	0	0	0	0	0	0	40	0	40	
Agree	2	0	0	0	0	0	0	0	0	214	0	214	
Uncertain	3	0	0	0	0	0	0	0	0	59	0	59	
Disagree	4	0	0	0	0	0	0	0	0	781	0	781	
Strongly disagree	5	0	0	0	0	0	0	0	0	253	0	253	
Don't know	8	0	0	0	0	0	0	0	0	31	0	31	
No answer	9	0	0	0	0	0	0	0	0	9	0	9	
Not applicable	BK	13,626	354	7,542	353	5,907	1,606	2,992	2,904	1,445	2,817	39,546	

G. Doctors always avoid unnecessary patient expenses.

[VAR: DOCS7]

RESPONSE	PUNCH	YEAR										COL.	2995
		1972-82	1982B	1983-87	1987B	1988-91	1993	1994	1996	1998	2000	ALL	
Strongly agree	1	0	0	0	0	0	0	0	0	33	0	33	
Agree	2	0	0	0	0	0	0	0	0	274	0	274	
Uncertain	3	0	0	0	0	0	0	0	0	280	0	280	
Disagree	4	0	0	0	0	0	0	0	0	643	0	643	
Strongly disagree	5	0	0	0	0	0	0	0	0	109	0	109	
Don't know	8	0	0	0	0	0	0	0	0	41	0	41	
No answer	9	0	0	0	0	0	0	0	0	7	0	7	
Not applicable	BK	13,626	354	7,542	353	5,907	1,606	2,992	2,904	1,445	2,817	39,546	

H. Doctors cause people to worry a lot because they don't explain medical problems to patients.

[VAR: DOCS8]

RESPONSE	PUNCH	YEAR										COL.	2996
		1972-82	1982B	1983-87	1987B	1988-91	1993	1994	1996	1998	2000	ALL	
Strongly agree	1	0	0	0	0	0	0	0	0	90	0	90	
Agree	2	0	0	0	0	0	0	0	0	470	0	470	
Uncertain	3	0	0	0	0	0	0	0	0	219	0	219	
Disagree	4	0	0	0	0	0	0	0	0	523	0	523	
Strongly disagree	5	0	0	0	0	0	0	0	0	63	0	63	
Don't know	8	0	0	0	0	0	0	0	0	18	0	18	
No answer	9	0	0	0	0	0	0	0	0	4	0	4	
Not applicable	BK	13,626	354	7,542	353	5,907	1,606	2,992	2,904	1,445	2,817	39,546	

I. The medical problems I've had in the past are ignored when I seek care for a new medical problem.

[VAR: DOCS9]

RESPONSE	PUNCH	YEAR										COL.
		1972-82	1982B	1983-87	1987B	1988-91	1993	1994	1996	1998	2000	2997
Strongly agree	1	0	0	0	0	0	0	0	0	36	0	36
Agree	2	0	0	0	0	0	0	0	0	206	0	206
Uncertain	3	0	0	0	0	0	0	0	0	199	0	199
Disagree	4	0	0	0	0	0	0	0	0	786	0	786
Strongly disagree	5	0	0	0	0	0	0	0	0	99	0	99
Don't know	8	0	0	0	0	0	0	0	0	55	0	55
No answer	9	0	0	0	0	0	0	0	0	6	0	6
Not applicable	BK	13,626	354	7,542	353	5,907	1,606	2,992	2,904	1,445	2,817	39,546

J. Doctors never recommend surgery (an operation) unless there is no other way to solve the problem.

[VAR: DOCS10]

RESPONSE	PUNCH	YEAR										COL.
		1972-82	1982B	1983-87	1987B	1988-91	1993	1994	1996	1998	2000	2998
Strongly agree	1	0	0	0	0	0	0	0	0	50	0	50
Agree	2	0	0	0	0	0	0	0	0	539	0	539
Uncertain	3	0	0	0	0	0	0	0	0	268	0	268
Disagree	4	0	0	0	0	0	0	0	0	432	0	432
Strongly disagree	5	0	0	0	0	0	0	0	0	47	0	47
Don't know	8	0	0	0	0	0	0	0	0	46	0	46
No answer	9	0	0	0	0	0	0	0	0	5	0	5
Not applicable	BK	13,626	354	7,542	353	5,907	1,606	2,992	2,904	1,445	2,817	39,546

K. My doctor is willing to refer me to a specialist when needed.

[VAR: DOCS11]

RESPONSE	PUNCH	YEAR										COL.
		1972-82	1982B	1983-87	1987B	1988-91	1993	1994	1996	1998	2000	2999
Strongly agree	1	0	0	0	0	0	0	0	0	195	0	195
Agree	2	0	0	0	0	0	0	0	0	966	0	966
Uncertain	3	0	0	0	0	0	0	0	0	108	0	108
Disagree	4	0	0	0	0	0	0	0	0	68	0	68
Strongly disagree	5	0	0	0	0	0	0	0	0	6	0	6
Don't know	8	0	0	0	0	0	0	0	0	38	0	38
No answer	9	0	0	0	0	0	0	0	0	6	0	6
Not applicable	BK	13,626	354	7,542	353	5,907	1,606	2,992	2,904	1,445	2,817	39,546

L. I worry that my doctor is being prevented from telling me the full range of options for my treatment.

[VAR: DOCS12]

RESPONSE	PUNCH	YEAR										COL.
		1972-82	1982B	1983-87	1987B	1988-91	1993	1994	1996	1998	2000	3000
Strongly agree	1	0	0	0	0	0	0	0	0	45	0	45
Agree	2	0	0	0	0	0	0	0	0	254	0	254
Uncertain	3	0	0	0	0	0	0	0	0	237	0	237
Disagree	4	0	0	0	0	0	0	0	0	690	0	690
Strongly disagree	5	0	0	0	0	0	0	0	0	114	0	114
Don't know	8	0	0	0	0	0	0	0	0	41	0	41
No answer	9	0	0	0	0	0	0	0	0	6	0	6
Not applicable	BK	13,626	354	7,542	353	5,907	1,606	2,992	2,904	1,445	2,817	39,546

M. I worry that I will be denied the treatment or services I need.

[VAR: DOCS13]

RESPONSE	PUNCH	YEAR										COL. 3001
		1972-82	1982B	1983-87	1987B	1988-91	1993	1994	1996	1998	2000	ALL
Strongly agree	1	0	0	0	0	0	0	0	0	59	0	59
Agree	2	0	0	0	0	0	0	0	0	261	0	261
Uncertain	3	0	0	0	0	0	0	0	0	185	0	185
Disagree	4	0	0	0	0	0	0	0	0	734	0	734
Strongly disagree	5	0	0	0	0	0	0	0	0	118	0	118
Don't know	8	0	0	0	0	0	0	0	0	24	0	24
No answer	9	0	0	0	0	0	0	0	0	6	0	6
Not applicable	BK	13,626	354	7,542	353	5,907	1,606	2,992	2,904	1,445	2,817	39,546

N. I worry that my doctor will put cost considerations above the care I need.

[VAR: DOCS14]

RESPONSE	PUNCH	YEAR										COL. 3002
		1972-82	1982B	1983-87	1987B	1988-91	1993	1994	1996	1998	2000	ALL
Strongly agree	1	0	0	0	0	0	0	0	0	49	0	49
Agree	2	0	0	0	0	0	0	0	0	280	0	280
Uncertain	3	0	0	0	0	0	0	0	0	201	0	201
Disagree	4	0	0	0	0	0	0	0	0	710	0	710
Strongly disagree	5	0	0	0	0	0	0	0	0	116	0	116
Don't know	8	0	0	0	0	0	0	0	0	26	0	26
No answer	9	0	0	0	0	0	0	0	0	5	0	5
Not applicable	BK	13,626	354	7,542	353	5,907	1,606	2,992	2,904	1,445	2,817	39,546

O. I doubt that my doctor really cares about me as a person.

[VAR: DOCS15]

RESPONSE	PUNCH	YEAR										COL. 3003
		1972-82	1982B	1983-87	1987B	1988-91	1993	1994	1996	1998	2000	ALL
Strongly agree	1	0	0	0	0	0	0	0	0	25	0	25
Agree	2	0	0	0	0	0	0	0	0	199	0	199
Neither agree nor disagree	3	0	0	0	0	0	0	0	0	208	0	208
Disagree	4	0	0	0	0	0	0	0	0	758	0	758
Strongly disagree	5	0	0	0	0	0	0	0	0	164	0	164
Don't know	8	0	0	0	0	0	0	0	0	24	0	24
No answer	9	0	0	0	0	0	0	0	0	9	0	9
Not applicable	BK	13,626	354	7,542	353	5,907	1,606	2,992	2,904	1,445	2,817	39,546

P. I trust my doctor's judgments about my medical care.

[VAR: DOCS16]

RESPONSE	PUNCH	YEAR										COL. 3004
		1972-82	1982B	1983-87	1987B	1988-91	1993	1994	1996	1998	2000	ALL
Strongly agree	1	0	0	0	0	0	0	0	0	164	0	164
Agree	2	0	0	0	0	0	0	0	0	944	0	944
Neither agree nor disagree	3	0	0	0	0	0	0	0	0	157	0	157
Disagree	4	0	0	0	0	0	0	0	0	82	0	82
Strongly disagree	5	0	0	0	0	0	0	0	0	17	0	17
Don't know	8	0	0	0	0	0	0	0	0	14	0	14
No answer	9	0	0	0	0	0	0	0	0	9	0	9
Not applicable	BK	13,626	354	7,542	353	5,907	1,606	2,992	2,904	1,445	2,817	39,546

Q. I feel my doctor does not do everything s/he should for my medical care.

[VAR: DOCS17]

RESPONSE	PUNCH	YEAR										COL. 3005
		1972-82	1982B	1983-87	1987B	1988-91	1993	1994	1996	1998	2000	ALL
Strongly agree	1	0	0	0	0	0	0	0	0	26	0	26
Agree	2	0	0	0	0	0	0	0	0	246	0	246
Neither agree nor disagree .	3	0	0	0	0	0	0	0	0	204	0	204
Disagree	4	0	0	0	0	0	0	0	0	747	0	747
Strongly disagree	5	0	0	0	0	0	0	0	0	130	0	130
Don't know	8	0	0	0	0	0	0	0	0	24	0	24
No answer	9	0	0	0	0	0	0	0	0	10	0	10
Not applicable	BK	13,626	354	7,542	353	5,907	1,606	2,992	2,904	1,445	2,817	39,546

R. I trust my doctor to put my medical needs above all other considerations when treating my medical problems.

[VAR: DOCS18]

RESPONSE	PUNCH	YEAR										COL. 3006
		1972-82	1982B	1983-87	1987B	1988-91	1993	1994	1996	1998	2000	ALL
Strongly agree	1	0	0	0	0	0	0	0	0	135	0	135
Agree	2	0	0	0	0	0	0	0	0	860	0	860
Neither agree nor disagree .	3	0	0	0	0	0	0	0	0	205	0	205
Disagree	4	0	0	0	0	0	0	0	0	134	0	134
Strongly disagree	5	0	0	0	0	0	0	0	0	11	0	11
Don't know	8	0	0	0	0	0	0	0	0	32	0	32
No answer	9	0	0	0	0	0	0	0	0	10	0	10
Not applicable	BK	13,626	354	7,542	353	5,907	1,606	2,992	2,904	1,445	2,817	39,546

S. My doctor is a real expert in taking care of medical problems like mine.

[VAR: DOCS19]

RESPONSE	PUNCH	YEAR										COL. 3007
		1972-82	1982B	1983-87	1987B	1988-91	1993	1994	1996	1998	2000	ALL
Strongly agree	1	0	0	0	0	0	0	0	0	118	0	118
Agree	2	0	0	0	0	0	0	0	0	689	0	689
Neither agree nor disagree .	3	0	0	0	0	0	0	0	0	357	0	357
Disagree	4	0	0	0	0	0	0	0	0	138	0	138
Strongly disagree	5	0	0	0	0	0	0	0	0	15	0	15
Don't know	8	0	0	0	0	0	0	0	0	60	0	60
No answer	9	0	0	0	0	0	0	0	0	10	0	10
Not applicable	BK	13,626	354	7,542	353	5,907	1,606	2,992	2,904	1,445	2,817	39,546

T. I trust my doctor to tell me if a mistake was made about my treatment.

[VAR: DOCS20]

RESPONSE	PUNCH	YEAR										COL. 3008
		1972-82	1982B	1983-87	1987B	1988-91	1993	1994	1996	1998	2000	ALL
Strongly agree	1	0	0	0	0	0	0	0	0	102	0	102
Agree	2	0	0	0	0	0	0	0	0	728	0	728
Neither agree nor disagree .	3	0	0	0	0	0	0	0	0	219	0	219
Disagree	4	0	0	0	0	0	0	0	0	222	0	222
Strongly disagree	5	0	0	0	0	0	0	0	0	62	0	62
Don't know	8	0	0	0	0	0	0	0	0	44	0	44
No answer	9	0	0	0	0	0	0	0	0	10	0	10
Not applicable	BK	13,626	354	7,542	353	5,907	1,606	2,992	2,904	1,445	2,817	39,546

REMARKS: Hand Card EQ contained response options 1-5.

723. Next, I'd like to ask you some questions about the medication called Prozac.

A. Have you ever heard of Prozac?

[VAR: PROZAC]

RESPONSE	PUNCH	YEAR										COL. 3009	
		1972-82	1982B	1983-87	1987B	1988-91	1993	1994	1996	1998	2000	ALL	
Yes	1	0	0	0	0	0	0	0	0	0	1191	0	1191
No (SKIP TO SECTION D)	2	0	0	0	0	0	0	0	0	162	0	162	
Not sure/Can't remember	8	0	0	0	0	0	0	0	0	29	0	29	
No answer	9	0	0	0	0	0	0	0	0	6	0	6	
Not applicable	BK	13,626	354	7,542	353	5,907	1,606	2,992	2,904	1,445	2,817	39,546	

B. Have you, yourself, ever taken Prozac?

[VAR: USEDPROZ]

RESPONSE	PUNCH	YEAR										COL. 3010
		1972-82	1982B	1983-87	1987B	1988-91	1993	1994	1996	1998	2000	ALL
Yes	1	0	0	0	0	0	0	0	0	97	0	97
No	2	0	0	0	0	0	0	0	0	1078	0	1078
Not sure/Can't remember	8	0	0	0	0	0	0	0	0	7	0	7
No answer	9	0	0	0	0	0	0	0	0	15	0	15
Not applicable (Punch 2 on Col. 3009)	BK	13,626	354	7,542	353	5,907	1,606	2,992	2,904	1,635	2,817	39,736

C. Have you ever personally known anyone who took Prozac?

[VAR: KNWNPROZ]

RESPONSE	PUNCH	YEAR										COL. 3011
		1972-82	1982B	1983-87	1987B	1988-91	1993	1994	1996	1998	2000	ALL
Yes	1	0	0	0	0	0	0	0	0	670	0	670
No	2	0	0	0	0	0	0	0	0	470	0	470
Not sure/Can't remember	8	0	0	0	0	0	0	0	0	41	0	41
No answer	9	0	0	0	0	0	0	0	0	16	0	16
Not applicable (Punch 2 on Col. 3009)	BK	13,626	354	7,542	353	5,907	1,606	2,992	2,904	1,635	2,817	39,736

724. What can you tell me about what Prozac is used for?

A. First mention

[VAR: PROZFOR1]

RESPONSE	PUNCH	YEAR								COL. 3012-3013		
		1972-82	1982B	1983-87	1987B	1988-91	1993	1994	1996	1998	2000	ALL
1	1	0	0	0	0	0	0	0	0	136	0	136
2	2	0	0	0	0	0	0	0	0	539	0	539
3	3	0	0	0	0	0	0	0	0	34	0	34
4	4	0	0	0	0	0	0	0	0	57	0	57
5	5	0	0	0	0	0	0	0	0	18	0	18
6	6	0	0	0	0	0	0	0	0	16	0	16
7	7	0	0	0	0	0	0	0	0	60	0	60
8	8	0	0	0	0	0	0	0	0	4	0	4
9	9	0	0	0	0	0	0	0	0	14	0	14
10	10	0	0	0	0	0	0	0	0	0	0	0
11	11	0	0	0	0	0	0	0	0	23	0	23
12	12	0	0	0	0	0	0	0	0	3	0	3
13	13	0	0	0	0	0	0	0	0	8	0	8
14	14	0	0	0	0	0	0	0	0	1	0	1
15	15	0	0	0	0	0	0	0	0	16	0	16
16	16	0	0	0	0	0	0	0	0	7	0	7
17	17	0	0	0	0	0	0	0	0	11	0	11
18	18	0	0	0	0	0	0	0	0	2	0	2
19	19	0	0	0	0	0	0	0	0	4	0	4
20	20	0	0	0	0	0	0	0	0	24	0	24
21	21	0	0	0	0	0	0	0	0	1	0	1
22	22	0	0	0	0	0	0	0	0	5	0	5
23	23	0	0	0	0	0	0	0	0	5	0	5
24	24	0	0	0	0	0	0	0	0	4	0	4
25	25	0	0	0	0	0	0	0	0	13	0	13
26	26	0	0	0	0	0	0	0	0	1	0	1
50	50	0	0	0	0	0	0	0	0	13	0	13
98	98	0	0	0	0	0	0	0	0	144	0	144
99	99	0	0	0	0	0	0	0	0	34	0	34
Not applicable (Punch 2 on Col. 3009)	BK	13,626	354	7,542	353	5,907	1,606	2,992	2,904	1,635	2,817	39,736

B. Second mention

[VAR: PROZFOR2]

RESPONSE	PUNCH	YEAR									COL. 3014-3015	
		1972-82	1982B	1983-87	1987B	1988-91	1993	1994	1996	1998	2000	ALL
1	1	0	0	0	0	0	0	0	0	35	0	35
2	2	0	0	0	0	0	0	0	0	58	0	58
3	3	0	0	0	0	0	0	0	0	22	0	22
4	4	0	0	0	0	0	0	0	0	14	0	14
5	5	0	0	0	0	0	0	0	0	21	0	21
6	6	0	0	0	0	0	0	0	0	6	0	6
7	7	0	0	0	0	0	0	0	0	14	0	14
8	8	0	0	0	0	0	0	0	0	5	0	5
9	9	0	0	0	0	0	0	0	0	3	0	3
10	10	0	0	0	0	0	0	0	0	1	0	1
11	11	0	0	0	0	0	0	0	0	30	0	30
12	12	0	0	0	0	0	0	0	0	3	0	3
13	13	0	0	0	0	0	0	0	0	4	0	4
14	14	0	0	0	0	0	0	0	0	6	0	6
15	15	0	0	0	0	0	0	0	0	9	0	9
16	16	0	0	0	0	0	0	0	0	8	0	8
17	17	0	0	0	0	0	0	0	0	3	0	3
18	18	0	0	0	0	0	0	0	0	3	0	3
19	19	0	0	0	0	0	0	0	0	2	0	2
20	20	0	0	0	0	0	0	0	0	8	0	8
21	21	0	0	0	0	0	0	0	0	5	0	5
22	22	0	0	0	0	0	0	0	0	3	0	3
23	23	0	0	0	0	0	0	0	0	2	0	2
24	24	0	0	0	0	0	0	0	0	8	0	8
25	25	0	0	0	0	0	0	0	0	30	0	30
26	26	0	0	0	0	0	0	0	0	3	0	3
50	50	0	0	0	0	0	0	0	0	5	0	5
98	98	0	0	0	0	0	0	0	0	0	0	0
99	99	0	0	0	0	0	0	0	0	6	0	6
Not applicable	BK	13,626	354	7,542	353	5,907	1,606	2,992	2,904	2,515	2,817	40,616

C. Third Mention

[VAR: PROZFOR3]

RESPONSE	PUNCH	YEAR									COL. 3016-3017	
		1972-82	1982B	1983-87	1987B	1988-91	1993	1994	1996	1998	2000	ALL
1	1	0	0	0	0	0	0	0	0	9	0	9
2	2	0	0	0	0	0	0	0	0	8	0	8
3	3	0	0	0	0	0	0	0	0	3	0	3
4	4	0	0	0	0	0	0	0	0	6	0	6
5	5	0	0	0	0	0	0	0	0	3	0	3
6	6	0	0	0	0	0	0	0	0	3	0	3
7	7	0	0	0	0	0	0	0	0	0	0	0
8	8	0	0	0	0	0	0	0	0	2	0	2
9	9	0	0	0	0	0	0	0	0	0	0	0
10	10	0	0	0	0	0	0	0	0	0	0	0
11	11	0	0	0	0	0	0	0	0	4	0	4
12	12	0	0	0	0	0	0	0	0	2	0	2
13	13	0	0	0	0	0	0	0	0	2	0	2
14	14	0	0	0	0	0	0	0	0	1	0	1
15	15	0	0	0	0	0	0	0	0	1	0	1
16	16	0	0	0	0	0	0	0	0	2	0	2
17	17	0	0	0	0	0	0	0	0	0	0	0
18	18	0	0	0	0	0	0	0	0	0	0	0
19	19	0	0	0	0	0	0	0	0	3	0	3
20	20	0	0	0	0	0	0	0	0	1	0	1
21	21	0	0	0	0	0	0	0	0	1	0	1
22	22	0	0	0	0	0	0	0	0	0	0	0
23	23	0	0	0	0	0	0	0	0	0	0	0
24	24	0	0	0	0	0	0	0	0	7	0	7
25	25	0	0	0	0	0	0	0	0	6	0	6
26	26	0	0	0	0	0	0	0	0	0	0	0
50	50	0	0	0	0	0	0	0	0	5	0	5
98	98	0	0	0	0	0	0	0	0	0	0	0
99	99	0	0	0	0	0	0	0	0	6	0	6
Not applicable	BK	13,626	354	7,542	353	5,907	1,606	2,992	2,904	2,757	2,817	40,858

REMARKS: Punches given for PROZFOR1-3 refer to the codes lists below.

- 1.. Psychiatric/mental health/problems/illness; crazy people; emotional problems/disturbance; mental stability/instability
- 2.. Depression/anti-depressant
- 3.. Mood stabiliation/swings/altering/enhancing
- 4.. Calming; relaxing
- 5.. Stress
- 6.. Unhappiness/happiness; feel good
- 7.. Psychotropic drug; nerve pill
- 8.. Dieting
- 9.. Upper/stimulant
- 10.. Addictions
- 11.. Anxiety
- 12.. Obsessive Compulsive Disorder
- 13.. Tranquilizer/sedative/downer
- 14.. Sleep disorder
- 15.. Hyperactivity in/calm down children; Attention Deficit Disorder
- 16.. Chemical imbalance/brain chemistry/regulate chemicals
- 17.. Valley/manic depressive/bi-polar
- 18.. Seratonin
- 19.. Schizophrenia/hearoining voices/hallucinations
- 20.. Logical thinking/concentration/brain stimulation
- 21.. Suicide
- 22.. Female disorders/hormonal imbalance; hot flushes; PMS; Menopause
- 23.. Pain reliever
- 24.. Other specific mental disorders; phobias; panic attacks; MPD; learning disability; lust or sex desire
- 25.. General negative comments with no reference to it doing anything
- 26.. Eating disorder
- 50.. Miscellaneous
- 98.. DK
- 99.. Refused

725. How much do you agree or disagree with the following statements?

HAND
CARD ER

A. Prozac is harmful to the body.

[VAR: PROZ1]

RESPONSE	PUNCH	YEAR										COL. 3018
		1972-82	1982B	1983-87	1987B	1988-91	1993	1994	1996	1998	2000	ALL
Strongly agree	1	0	0	0	0	0	0	0	0	59	0	59
Agree	2	0	0	0	0	0	0	0	0	240	0	240
Neither agree nor disagree .	3	0	0	0	0	0	0	0	0	371	0	371
Disagree	4	0	0	0	0	0	0	0	0	211	0	211
Strongly disagree	5	0	0	0	0	0	0	0	0	28	0	28
Don't know	8	0	0	0	0	0	0	0	0	279	0	279
No answer	9	0	0	0	0	0	0	0	0	9	0	9
Not applicable (Punch 2 on Col. 3009)	BK	13,626	354	7,542	353	5,907	1,606	2,992	2,904	1,635	2,817	39,736

B. If symptoms are no longer present, people should discontinue Prozac.

[VAR: PROZ2]

RESPONSE	PUNCH	YEAR										COL. 3019
		1972-82	1982B	1983-87	1987B	1988-91	1993	1994	1996	1998	2000	ALL
Strongly agree	1	0	0	0	0	0	0	0	0	126	0	126
Agree	2	0	0	0	0	0	0	0	0	428	0	428
Neither agree nor disagree .	3	0	0	0	0	0	0	0	0	163	0	163
Disagree	4	0	0	0	0	0	0	0	0	225	0	225
Strongly disagree	5	0	0	0	0	0	0	0	0	52	0	52
Don't know	8	0	0	0	0	0	0	0	0	192	0	192
No answer	9	0	0	0	0	0	0	0	0	11	0	11
Not applicable (Punch 2 on Col. 3009)	BK	13,626	354	7,542	353	5,907	1,606	2,992	2,904	1,635	2,817	39,736

C. Taking Prozac interferes with daily activities.

[VAR: PROZ3]

RESPONSE	PUNCH	YEAR										COL. 3020
		1972-82	1982B	1983-87	1987B	1988-91	1993	1994	1996	1998	2000	ALL
Strongly agree	1	0	0	0	0	0	0	0	0	46	0	46
Agree	2	0	0	0	0	0	0	0	0	246	0	246
Neither agree nor disagree .	3	0	0	0	0	0	0	0	0	262	0	262
Disagree	4	0	0	0	0	0	0	0	0	323	0	323
Strongly disagree	5	0	0	0	0	0	0	0	0	36	0	36
Don't know	8	0	0	0	0	0	0	0	0	272	0	272
No answer	9	0	0	0	0	0	0	0	0	12	0	12
Not applicable (Punch 2 on Col. 3009)	BK	13,626	354	7,542	353	5,907	1,606	2,992	2,904	1,635	2,817	39,736

D. Taking Prozac helps people deal with day-to-day stresses.

[VAR: PROZ4]

RESPONSE	PUNCH	YEAR										COL. 3021
		1972-82	1982B	1983-87	1987B	1988-91	1993	1994	1996	1998	2000	ALL
Strongly agree	1	0	0	0	0	0	0	0	0	64	0	64
Agree	2	0	0	0	0	0	0	0	0	676	0	676
Neither agree nor disagree .	3	0	0	0	0	0	0	0	0	174	0	174
Disagree	4	0	0	0	0	0	0	0	0	48	0	48
Strongly disagree	5	0	0	0	0	0	0	0	0	12	0	12
Don't know	8	0	0	0	0	0	0	0	0	212	0	212
No answer	9	0	0	0	0	0	0	0	0	11	0	11
Not applicable (Punch 2 on Col. 3009)	BK	13,626	354	7,542	353	5,907	1,606	2,992	2,904	1,635	2,817	39,736

E. Taking Prozac makes things easier in relations with family and friends.

[VAR: PROZ5]

RESPONSE	PUNCH	YEAR										COL. 3022
		1972-82	1982B	1983-87	1987B	1988-91	1993	1994	1996	1998	2000	ALL
Strongly agree	1	0	0	0	0	0	0	0	0	50	0	50
Agree	2	0	0	0	0	0	0	0	0	548	0	548
Neither agree nor disagree .	3	0	0	0	0	0	0	0	0	246	0	246
Disagree	4	0	0	0	0	0	0	0	0	93	0	93
Strongly disagree	5	0	0	0	0	0	0	0	0	13	0	13
Don't know	8	0	0	0	0	0	0	0	0	235	0	235
No answer	9	0	0	0	0	0	0	0	0	12	0	12
Not applicable (Punch 2 on Col. 3009)	BK	13,626	354	7,542	353	5,907	1,606	2,992	2,904	1,635	2,817	39,736

F. I think Prozac helps people control their symptoms.

[VAR: PROZ 6]

RESPONSE	PUNCH	YEAR										COL. 3023
		1972-82	1982B	1983-87	1987B	1988-91	1993	1994	1996	1998	2000	ALL
Strongly agree	1	0	0	0	0	0	0	0	0	53	0	53
Agree	2	0	0	0	0	0	0	0	0	647	0	647
Neither agree nor disagree .	3	0	0	0	0	0	0	0	0	207	0	207
Disagree	4	0	0	0	0	0	0	0	0	58	0	58
Strongly disagree	5	0	0	0	0	0	0	0	0	11	0	11
Don't know	8	0	0	0	0	0	0	0	0	210	0	210
No answer	9	0	0	0	0	0	0	0	0	11	0	11
Not applicable (Punch 2 on Col. 3009)	BK	13,626	354	7,542	353	5,907	1,606	2,992	2,904	1,635	2,817	39,736

G. Taking Prozac makes people feel better about themselves.

[VAR: PROZ 7]

RESPONSE	PUNCH	YEAR										COL. 3024
		1972-82	1982B	1983-87	1987B	1988-91	1993	1994	1996	1998	2000	ALL
Strongly agree	1	0	0	0	0	0	0	0	0	52	0	52
Agree	2	0	0	0	0	0	0	0	0	491	0	491
Neither agree nor disagree .	3	0	0	0	0	0	0	0	0	272	0	272
Disagree	4	0	0	0	0	0	0	0	0	96	0	96
Strongly disagree	5	0	0	0	0	0	0	0	0	23	0	23
Don't know	8	0	0	0	0	0	0	0	0	250	0	250
No answer	9	0	0	0	0	0	0	0	0	13	0	13
Not applicable (Punch 2 on Col. 3009)	BK	13,626	354	7,542	353	5,907	1,606	2,992	2,904	1,635	2,817	39,736

H. Prozac should be taken to enhance the strengths of people's personalities.

[VAR: PROZ 8]

RESPONSE	PUNCH	YEAR										COL. 3025
		1972-82	1982B	1983-87	1987B	1988-91	1993	1994	1996	1998	2000	ALL
Strongly agree	1	0	0	0	0	0	0	0	0	12	0	12
Agree	2	0	0	0	0	0	0	0	0	98	0	98
Neither agree nor disagree .	3	0	0	0	0	0	0	0	0	211	0	211
Disagree	4	0	0	0	0	0	0	0	0	430	0	430
Strongly disagree	5	0	0	0	0	0	0	0	0	186	0	186
Don't know	8	0	0	0	0	0	0	0	0	247	0	247
No answer	9	0	0	0	0	0	0	0	0	13	0	13
Not applicable (Punch 2 on Col. 3009)	BK	13,626	354	7,542	353	5,907	1,606	2,992	2,904	1,635	2,817	39,736

I. Only people who are diagnosed with clinical depression should take Prozac.

[VAR: PROZ 9]

RESPONSE	PUNCH	YEAR										COL. 3026
		1972-82	1982B	1983-87	1987B	1988-91	1993	1994	1996	1998	2000	ALL
Strongly agree	1	0	0	0	0	0	0	0	0	137	0	137
Agree	2	0	0	0	0	0	0	0	0	451	0	451
Neither agree nor disagree .	3	0	0	0	0	0	0	0	0	206	0	206
Disagree	4	0	0	0	0	0	0	0	0	113	0	113
Strongly disagree	5	0	0	0	0	0	0	0	0	24	0	24
Don't know	8	0	0	0	0	0	0	0	0	253	0	253
No answer	9	0	0	0	0	0	0	0	0	13	0	13
Not applicable (Punch 2 on Col. 3009)	BK	13,626	354	7,542	353	5,907	1,606	2,992	2,904	1,635	2,817	39,736

REMARKS: Hand card ER contained response options 1-5.

726. How likely would you be to take doctor prescribed Prozac in the following situations?

HAND
CARD ES

A. ...because you were having trouble in your personal life.

[VAR: PROZSLF1]

RESPONSE	PUNCH	YEAR										COL. 3027
		1972-82	1982B	1983-87	1987B	1988-91	1993	1994	1996	1998	2000	ALL
Very likely	1	0	0	0	0	0	0	0	0	59	0	59
Somewhat likely	2	0	0	0	0	0	0	0	0	117	0	117
Mixed	3	0	0	0	0	0	0	0	0	95	0	95
Somewhat unlikely	4	0	0	0	0	0	0	0	0	191	0	191
Very unlikely	5	0	0	0	0	0	0	0	0	634	0	634
Don't know	8	0	0	0	0	0	0	0	0	91	0	91
No answer	9	0	0	0	0	0	0	0	0	10	0	10
Not applicable (Punch 2 on Col. 3009)	BK	13,626	354	7,542	353	5,907	1,606	2,992	2,904	1,635	2,817	39,736

B. ...because you didn't know how to cope anymore with the stresses of life.

[VAR: PROZSLF2]

RESPONSE	PUNCH	YEAR										COL. 3028
		1972-82	1982B	1983-87	1987B	1988-91	1993	1994	1996	1998	2000	ALL
Very likely	1	0	0	0	0	0	0	0	0	104	0	104
Somewhat likely	2	0	0	0	0	0	0	0	0	210	0	210
Mixed	3	0	0	0	0	0	0	0	0	136	0	136
Somewhat unlikely	4	0	0	0	0	0	0	0	0	191	0	191
Very unlikely	5	0	0	0	0	0	0	0	0	444	0	444
Don't know	8	0	0	0	0	0	0	0	0	100	0	100
No answer	9	0	0	0	0	0	0	0	0	12	0	12
Not applicable (Punch 2 on Col. 3009)	BK	13,626	354	7,542	353	5,907	1,606	2,992	2,904	1,635	2,817	39,736

C. ...because you were feeling depressed, tired, were having trouble sleeping and concentrating, and felt worthless.

[VAR: PROZSLF3]

RESPONSE	PUNCH	YEAR										COL. 3029
		1972-82	1982B	1983-87	1987B	1988-91	1993	1994	1996	1998	2000	ALL
Very likely	1	0	0	0	0	0	0	0	0	127	0	127
Somewhat likely	2	0	0	0	0	0	0	0	0	234	0	234
Mixed	3	0	0	0	0	0	0	0	0	126	0	126
Somewhat unlikely	4	0	0	0	0	0	0	0	0	176	0	176
Very unlikely	5	0	0	0	0	0	0	0	0	428	0	428
Don't know	8	0	0	0	0	0	0	0	0	95	0	95
No answer	9	0	0	0	0	0	0	0	0	11	0	11
Not applicable (Punch 2 on Col. 3009)	BK	13,626	354	7,542	353	5,907	1,606	2,992	2,904	1,635	2,817	39,736

D. ...for no apparent reason, you were having periods of intense fear in which you were trembling, sweating, feeling dizzy, and feared losing control or going crazy.

[VAR: PROZSLF4]

RESPONSE	PUNCH	YEAR										COL. 3030
		1972-82	1982B	1983-87	1987B	1988-91	1993	1994	1996	1998	2000	ALL
Very likely	1	0	0	0	0	0	0	0	0	186	0	186
Somewhat likely	2	0	0	0	0	0	0	0	0	292	0	292
Mixed	3	0	0	0	0	0	0	0	0	152	0	152
Somewhat unlikely	4	0	0	0	0	0	0	0	0	126	0	126
Very unlikely	5	0	0	0	0	0	0	0	0	319	0	319
Don't know	8	0	0	0	0	0	0	0	0	109	0	109
No answer	9	0	0	0	0	0	0	0	0	13	0	13
Not applicable (Punch 2 on Col. 3009)	BK	13,626	354	7,542	353	5,907	1,606	2,992	2,904	1,635	2,817	39,736

REMARKS: Hand Card ES contained responses 1-5.

727. How likely would you be to give doctor prescribed Prozac to your child or a child you were responsible for in the following situations (A child would be considered anyone between the age of 8 and 15).

A. ...because s/he is hostile, often loses his/her temper, often argues with adults, actively defies authority and seems spiteful or vindictive.

[VAR: PROZKID1]

RESPONSE	PUNCH	YEAR										COL. 3031
		1972-82	1982B	1983-87	1987B	1988-91	1993	1994	1996	1998	2000	ALL
Very likely	1	0	0	0	0	0	0	0	0	67	0	67
Somewhat likely	2	0	0	0	0	0	0	0	0	160	0	160
Mixed	3	0	0	0	0	0	0	0	0	132	0	132
Somewhat unlikely	4	0	0	0	0	0	0	0	0	173	0	173
Very unlikely	5	0	0	0	0	0	0	0	0	525	0	525
Don't know	8	0	0	0	0	0	0	0	0	127	0	127
No answer	9	0	0	0	0	0	0	0	0	13	0	13
Not applicable (Punch 2 on Col. 3009)	BK	13,626	354	7,542	353	5,907	1,606	2,992	2,904	1,635	2,817	39,736

B. ...because s/he is not paying attention at school, does not follow through with school work and chores, has difficulty organizing activities, is easily distracted, talks excessively, and seems to run around or fidget constantly.

[VAR: PROZKID2]

RESPONSE	PUNCH	YEAR										COL. 3032
		1972-82	1982B	1983-87	1987B	1988-91	1993	1994	1996	1998	2000	ALL
Very likely	1	0	0	0	0	0	0	0	0	40	0	40
Somewhat likely	2	0	0	0	0	0	0	0	0	121	0	121
Mixed	3	0	0	0	0	0	0	0	0	113	0	113
Somewhat unlikely	4	0	0	0	0	0	0	0	0	199	0	199
Very unlikely	5	0	0	0	0	0	0	0	0	587	0	587
Don't know	8	0	0	0	0	0	0	0	0	124	0	124
No answer	9	0	0	0	0	0	0	0	0	13	0	13
Not applicable (Punch 2 on Col. 3009)	BK	13,626	354	7,542	353	5,907	1,606	2,992	2,904	1,635	2,817	39,736

C. ...because s/he was talking about killing him or herself.

[VAR: PROZKID3]

RESPONSE	PUNCH	YEAR										COL. 3033
		1972-82	1982B	1983-87	1987B	1988-91	1993	1994	1996	1998	2000	ALL
Very likely	1	0	0	0	0	0	0	0	0	237	0	237
Somewhat likely	2	0	0	0	0	0	0	0	0	243	0	243
Mixed	3	0	0	0	0	0	0	0	0	180	0	180
Somewhat unlikely	4	0	0	0	0	0	0	0	0	78	0	78
Very unlikely	5	0	0	0	0	0	0	0	0	310	0	310
Don't know	8	0	0	0	0	0	0	0	0	136	0	136
No answer	9	0	0	0	0	0	0	0	0	13	0	13
Not applicable (Punch 2 on Col. 3009)	BK	13,626	354	7,542	353	5,907	1,606	2,992	2,904	1,635	2,817	39,736

728. When you retire, do you think Social Security benefits will be much better than those now paid of retirees, somewhat better, about the same, somewhat worse, or much worse?

[VAR: SOCSECR7]

RESPONSE	PUNCH	YEAR										COL. 3034
		1972-82	1982B	1983-87	1987B	1988-91	1993	1994	1996	1998	2000	ALL
Much better	1	0	0	0	0	0	0	0	0	32	0	32
Somewhat better	2	0	0	0	0	0	0	0	0	86	0	86
About the same	3	0	0	0	0	0	0	0	0	318	0	318
Somewhat worse	4	0	0	0	0	0	0	0	0	360	0	360
Much worse	5	0	0	0	0	0	0	0	0	420	0	420
Don't know	8	0	0	0	0	0	0	0	0	100	0	100
No answer	9	0	0	0	0	0	0	0	0	71	0	71
Not applicable	BK	13,626	354	7,542	353	5,907	1,606	2,992	2,904	1,445	2,817	39,546

729. Please tell me which of the following statements comes closest to your opinion about the Social Security program...

[VAR: SOCSECFX]

RESPONSE	PUNCH	YEAR										COL. 3035
		1972-82	1982B	1983-87	1987B	1988-91	1993	1994	1996	1998	2000	ALL
The Social Security program has no serious problems, certainly none that require changing the current system	1	0	0	0	0	0	0	0	0	64	0	64
Social Security has minor problems that can be fixed with minor changes to the current system	2	0	0	0	0	0	0	0	0	304	0	304
Social Security's problems are serious and can be fixed only with major changes to the current system	3	0	0	0	0	0	0	0	0	714	0	714
Social Security's problems are so bad that the current system should be replaced	4	0	0	0	0	0	0	0	0	218	0	218
Don't know	8	0	0	0	0	0	0	0	0	80	0	80
No answer	9	0	0	0	0	0	0	0	0	7	0	7
Not applicable	BK	13,626	354	7,542	353	5,907	1,606	2,992	2,904	1,445	2,817	39,546

730. Do you think it would be better to phase out Social Security and require people to take what they and their employers now pay into Social Security and invest it in mandatory private retirement accounts, or do you think Social Security should continue much as it is now?

[VAR: SOCSECNU]

RESPONSE	PUNCH	YEAR										COL. 3036
		1972-82	1982B	1983-87	1987B	1988-91	1993	1994	1996	1998	2000	ALL
Phase out Social Security	1	0	0	0	0	0	0	0	0	448	0	448
Continue as is	2	0	0	0	0	0	0	0	0	755	0	755
Don't know	8	0	0	0	0	0	0	0	0	173	0	173
No answer	9	0	0	0	0	0	0	0	0	11	0	11
Not applicable	BK	13,626	354	7,542	353	5,907	1,606	2,992	2,904	1,445	2,817	39,546

731. Now in this section, I will ask you some questions about the end of life. Have you or any close friend or family members been faced with a terminal or life-threatening illness?

[VAR: TERMINAL]

RESPONSE	PUNCH	YEAR										COL. 3037
		1972-82	1982B	1983-87	1987B	1988-91	1993	1994	1996	1998	2000	ALL
Yes, myself	1	0	0	0	0	0	0	0	0	71	0	71
Yes, friend	2	0	0	0	0	0	0	0	0	100	0	100
Yes, spouse, child parent, sibling	3	0	0	0	0	0	0	0	0	324	0	324
Yes, other relative	4	0	0	0	0	0	0	0	0	370	0	370
No	5	0	0	0	0	0	0	0	0	459	0	459
Self and one other	6	0	0	0	0	0	0	0	0	7	0	7
Two or more	7	0	0	0	0	0	0	0	0	26	0	26
Don't know	8	0	0	0	0	0	0	0	0	14	0	14
No answer	9	0	0	0	0	0	0	0	0	16	0	16
Not applicable	BK	13,626	354	7,542	353	5,907	1,606	2,992	2,904	1,445	2,817	39,546

732. Now, I would like to talk about concerns you may have when considering what may happen at the end of your life. Please tell me how much you agree or disagree with each of these statements:

HAND
CARD ET

A. I worry about the economic burden that a terminal illness might cause my family.

[VAR: TERMECON]

RESPONSE	PUNCH	YEAR										COL. 3038
		1972-82	1982B	1983-87	1987B	1988-91	1993	1994	1996	1998	2000	ALL
Strongly agree	1	0	0	0	0	0	0	0	0	305	0	305
Agree	2	0	0	0	0	0	0	0	0	536	0	536
Neither agree nor disagree	3	0	0	0	0	0	0	0	0	147	0	147
Disagree	4	0	0	0	0	0	0	0	0	285	0	285
Strongly disagree	5	0	0	0	0	0	0	0	0	91	0	91
Don't know	8	0	0	0	0	0	0	0	0	18	0	18
No answer	9	0	0	0	0	0	0	0	0	5	0	5
Not applicable	BK	13,626	354	7,542	353	5,907	1,606	2,992	2,904	1,445	2,817	39,546

B. My religious community would be very helpful if I were terminally ill.

[VAR: TERMREL]

RESPONSE	PUNCH	YEAR										COL.	3039
		1972-82	1982B	1983-87	1987B	1988-91	1993	1994	1996	1998	2000	ALL	
Strongly agree	1	0	0	0	0	0	0	0	0	236	0	236	
Agree	2	0	0	0	0	0	0	0	0	510	0	510	
Neither agree nor disagree .	3	0	0	0	0	0	0	0	0	199	0	199	
Disagree	4	0	0	0	0	0	0	0	0	228	0	228	
Strongly disagree	5	0	0	0	0	0	0	0	0	134	0	134	
Don't know	8	0	0	0	0	0	0	0	0	66	0	66	
No answer	9	0	0	0	0	0	0	0	0	14	0	14	
Not applicable	BK	13,626	354	7,542	353	5,907	1,606	2,992	2,904	1,445	2,817	39,546	

C. I worry about the emotional burden that my family might face making decisions for me at the end of life.

[VAR: TERMEMOT]

RESPONSE	PUNCH	YEAR										COL.	3040
		1972-82	1982B	1983-87	1987B	1988-91	1993	1994	1996	1998	2000	ALL	
Strongly agree	1	0	0	0	0	0	0	0	0	283	0	283	
Agree	2	0	0	0	0	0	0	0	0	566	0	566	
Neither agree nor disagree .	3	0	0	0	0	0	0	0	0	118	0	118	
Disagree	4	0	0	0	0	0	0	0	0	311	0	311	
Strongly disagree	5	0	0	0	0	0	0	0	0	79	0	79	
Don't know	8	0	0	0	0	0	0	0	0	22	0	22	
No answer	9	0	0	0	0	0	0	0	0	8	0	8	
Not applicable	BK	13,626	354	7,542	353	5,907	1,606	2,992	2,904	1,445	2,817	39,546	

D. I believe that the doctors will be able to control my pain.

[VAR: TERMPAIN]

RESPONSE	PUNCH	YEAR										COL.	3041
		1972-82	1982B	1983-87	1987B	1988-91	1993	1994	1996	1998	2000	ALL	
Strongly agree	1	0	0	0	0	0	0	0	0	118	0	118	
Agree	2	0	0	0	0	0	0	0	0	715	0	715	
Neither agree nor disagree .	3	0	0	0	0	0	0	0	0	248	0	248	
Disagree	4	0	0	0	0	0	0	0	0	185	0	185	
Strongly disagree	5	0	0	0	0	0	0	0	0	52	0	52	
Don't know	8	0	0	0	0	0	0	0	0	64	0	64	
No answer	9	0	0	0	0	0	0	0	0	5	0	5	
Not applicable	BK	13,626	354	7,542	353	5,907	1,606	2,992	2,904	1,445	2,817	39,546	

E. I worry that if I run out of money or health insurance I will get second class health care.

[VAR: TERMPAY]

RESPONSE	PUNCH	YEAR										COL.	3042
		1972-82	1982B	1983-87	1987B	1988-91	1993	1994	1996	1998	2000	ALL	
Strongly agree	1	0	0	0	0	0	0	0	0	208	0	208	
Agree	2	0	0	0	0	0	0	0	0	554	0	554	
Neither agree nor disagree .	3	0	0	0	0	0	0	0	0	177	0	177	
Disagree	4	0	0	0	0	0	0	0	0	339	0	339	
Strongly disagree	5	0	0	0	0	0	0	0	0	61	0	61	
Don't know	8	0	0	0	0	0	0	0	0	41	0	41	
No answer	9	0	0	0	0	0	0	0	0	4	0	4	
Not applicable	BK	13,626	354	7,542	353	5,907	1,606	2,992	2,904	1,445	2,817	39,546	

REMARKS: Hand Card ET contained responses 1-5.

733. People sometimes are incapable of making decisions about their care and medical treatment at the end of life. If you were incapable, how much trust would you put in the following people to do what was best for you? **READ RESPONSE CATEGORIES.**

A. I would trust my family.

[VAR: TRUSTFAM]

RESPONSE	PUNCH	YEAR										COL. 3043
		1972-82	1982B	1983-87	1987B	1988-91	1993	1994	1996	1998	2000	ALL
Completely	1	0	0	0	0	0	0	0	0	1025	0	1025
A great deal	2	0	0	0	0	0	0	0	0	242	0	242
Somewhat	3	0	0	0	0	0	0	0	0	77	0	77
Only a little	4	0	0	0	0	0	0	0	0	17	0	17
Not at all	5	0	0	0	0	0	0	0	0	17	0	17
Don't know	8	0	0	0	0	0	0	0	0	2	0	2
No answer	9	0	0	0	0	0	0	0	0	7	0	7
Not applicable	BK	13,626	354	7,542	353	5,907	1,606	2,992	2,904	1,445	2,817	39,546

B. I would trust my doctor.

[VAR: TRUSTDOC]

RESPONSE	PUNCH	YEAR										COL. 3044
		1972-82	1982B	1983-87	1987B	1988-91	1993	1994	1996	1998	2000	ALL
Completely	1	0	0	0	0	0	0	0	0	381	0	381
A great deal	2	0	0	0	0	0	0	0	0	400	0	400
Somewhat	3	0	0	0	0	0	0	0	0	441	0	441
Only a little	4	0	0	0	0	0	0	0	0	94	0	94
Not at all	5	0	0	0	0	0	0	0	0	49	0	49
Don't know	8	0	0	0	0	0	0	0	0	18	0	18
No answer	9	0	0	0	0	0	0	0	0	4	0	4
Not applicable	BK	13,626	354	7,542	353	5,907	1,606	2,992	2,904	1,445	2,817	39,546

C. I would trust the courts.

[VAR: TRUSTCRT]

RESPONSE	PUNCH	YEAR										COL. 3045
		1972-82	1982B	1983-87	1987B	1988-91	1993	1994	1996	1998	2000	ALL
Completely	1	0	0	0	0	0	0	0	0	51	0	51
A great deal	2	0	0	0	0	0	0	0	0	55	0	55
Somewhat	3	0	0	0	0	0	0	0	0	372	0	372
Only a little	4	0	0	0	0	0	0	0	0	284	0	284
Not at all	5	0	0	0	0	0	0	0	0	579	0	579
Don't know	8	0	0	0	0	0	0	0	0	42	0	42
No answer	9	0	0	0	0	0	0	0	0	4	0	4
Not applicable	BK	13,626	354	7,542	353	5,907	1,606	2,992	2,904	1,445	2,817	39,546

734. Now I'm going to describe a patient to you and then ask you some questions about that patient.

READ **ONE** OF THE FOLLOWING VIGNETTES ON **FOLLOWING PAGE** ACCORDING TO THE FOLLOWING SCHEDULE:

- IF VERSION 4, FORM X, READ A.
- IF VERSION 4, FORM Y, READ B.
- IF VERSION 5, FORM X, READ C.
- IF VERSION 5, FORM Y, READ D.
- IF VERSION 6, FORM X, READ E.
- IF VERSION 6, FORM Y, READ F.

[VAR: TERMVIG]

RESPONSE	PUNCH	YEAR										COL. 3047
		1972-82	1982B	1983-87	1987B	1988-91	1993	1994	1996	1998	2000	ALL
A	1	0	0	0	0	0	0	0	0	223	0	223
B	2	0	0	0	0	0	0	0	0	224	0	224
C	3	0	0	0	0	0	0	0	0	231	0	231
D	4	0	0	0	0	0	0	0	0	246	0	246
E	5	0	0	0	0	0	0	0	0	231	0	231
F	6	0	0	0	0	0	0	0	0	232	0	232
Not Applicable	BK	13,626	354	7,542	353	5,907	1,606	2,992	2,904	1,445	2,817	39,546

REMARKS: Variable pertains to Patient Vignettes read to R. Responses to Q.735 pertain to the vignette told to R. Patient Vignettes are as follows:

- A. A 72-year old female with lung cancer is told by her doctor that the cancer has begun to spread throughout her body and that chemical and radiation treatments do not seem to be working. The doctor tells her that she can expect to get continually worse with more and more pain and to die in 2 months.
- B. A 72-year old female with lung cancer is told by her doctor that the cancer has begun to spread throughout her body and that chemical and radiation treatments do not seem to be working. The doctor tells her that she can expect to get continually worse with more e and more pain and to die in 18 months.
- C. A 35-year old person with lung cancer is told by the doctor that the cancer has begun to spread throughout the body and that chemical and radiation treatments do not seem to be working. The doctor tells her that she can expect to get continually worse with more and more pain and to die in 18 months.
- D. A 35-year old person with lung cancer is told by the doctor that the cancer has begun to spread throughout the body and that chemical and radiation treatments do not seem to be working. The doctor tells her that she can expect to get continually worse with more and more pain and to die in 2 months.
- E. A 72-year old male with lung cancer is told by his doctor that the cancer has begun to spread throughout his body and that chemical and radiation treatments do not seem to be working. The doctor tells her that she can expect to get continually worse with more and more pain and to die in 2 months.
- F. A 72-year old male with lung cancer is told by his doctor that the cancer has begun to spread throughout his body and that chemical and radiation treatments do not seem to be working. The doctor tells her that she can expect to get continually worse with more and more pain and to die in 18 months.

735. How much do you agree of disagree with the following options for this person? This person should...

HAND CARD EU

A. Have a right to refuse further treatment except for pain relief.

[VAR: RIGHTREF]

RESPONSE	PUNCH	YEAR										COL. 3047
		1972-82	1982B	1983-87	1987B	1988-91	1993	1994	1996	1998	2000	ALL
Strongly agree	1	0	0	0	0	0	0	0	0	703	0	703
Agree	2	0	0	0	0	0	0	0	0	566	0	566
Neither agree nor disagree .	3	0	0	0	0	0	0	0	0	29	0	29
Disagree	4	0	0	0	0	0	0	0	0	35	0	35
Strongly disagree	5	0	0	0	0	0	0	0	0	9	0	9
Don't know	8	0	0	0	0	0	0	0	0	9	0	9
No answer	9	0	0	0	0	0	0	0	0	36	0	36
Not applicable	BK	13,626	354	7,542	353	5,907	1,606	2,992	2,904	1,445	2,817	39,546

B. Refuse further treatment except for pain relief right now.

[VAR: NOTREAT]

RESPONSE	PUNCH	YEAR										COL. 3048
		1972-82	1982B	1983-87	1987B	1988-91	1993	1994	1996	1998	2000	ALL
Strongly agree	1	0	0	0	0	0	0	0	0	444	0	444
Agree	2	0	0	0	0	0	0	0	0	523	0	523
Neither agree nor disagree .	3	0	0	0	0	0	0	0	0	165	0	165
Disagree	4	0	0	0	0	0	0	0	0	151	0	151
Strongly disagree	5	0	0	0	0	0	0	0	0	32	0	32
Don't know	8	0	0	0	0	0	0	0	0	33	0	33
No answer	9	0	0	0	0	0	0	0	0	39	0	39
Not applicable	BK	13,626	354	7,542	353	5,907	1,606	2,992	2,904	1,445	2,817	39,546

C. Prepare written instructions explaining what their future care should be.

[VAR: INSTRCTN]

RESPONSE	PUNCH	YEAR										COL. 3049
		1972-82	1982B	1983-87	1987B	1988-91	1993	1994	1996	1998	2000	ALL
Strongly agree	1	0	0	0	0	0	0	0	0	576	0	576
Agree	2	0	0	0	0	0	0	0	0	666	0	666
Neither agree nor disagree .	3	0	0	0	0	0	0	0	0	57	0	57
Disagree	4	0	0	0	0	0	0	0	0	28	0	28
Strongly disagree	5	0	0	0	0	0	0	0	0	3	0	3
Don't know	8	0	0	0	0	0	0	0	0	19	0	19
No answer	9	0	0	0	0	0	0	0	0	38	0	38
Not applicable	BK	13,626	354	7,542	353	5,907	1,606	2,992	2,904	1,445	2,817	39,546

D. Choose hospice services where the patient will be cared for until the patient dies naturally.

[VAR: HOSPICE]

RESPONSE	PUNCH	YEAR										COL. 3050
		1972-82	1982B	1983-87	1987B	1988-91	1993	1994	1996	1998	2000	ALL
Strongly agree	1	0	0	0	0	0	0	0	0	457	0	457
Agree	2	0	0	0	0	0	0	0	0	636	0	636
Neither agree nor disagree .	3	0	0	0	0	0	0	0	0	148	0	148
Disagree	4	0	0	0	0	0	0	0	0	60	0	60
Strongly disagree	5	0	0	0	0	0	0	0	0	10	0	10
Don't know	8	0	0	0	0	0	0	0	0	40	0	40
No answer	9	0	0	0	0	0	0	0	0	36	0	36
Not applicable	BK	13,626	354	7,542	353	5,907	1,606	2,992	2,904	1,445	2,817	39,546

E. Ask doctors to increase the use of pain medication, even if it might lead to premature death.

[VAR: PAINMED]

RESPONSE	PUNCH	YEAR										COL. 3051
		1972-82	1982B	1983-87	1987B	1988-91	1993	1994	1996	1998	2000	ALL
Strongly agree	1	0	0	0	0	0	0	0	0	362	0	362
Agree	2	0	0	0	0	0	0	0	0	516	0	516
Neither agree nor disagree .	3	0	0	0	0	0	0	0	0	231	0	231
Disagree	4	0	0	0	0	0	0	0	0	163	0	163
Strongly disagree	5	0	0	0	0	0	0	0	0	29	0	29
Don't know	8	0	0	0	0	0	0	0	0	49	0	49
No answer	9	0	0	0	0	0	0	0	0	37	0	37
Not applicable	BK	13,626	354	7,542	353	5,907	1,606	2,992	2,904	1,445	2,817	39,546

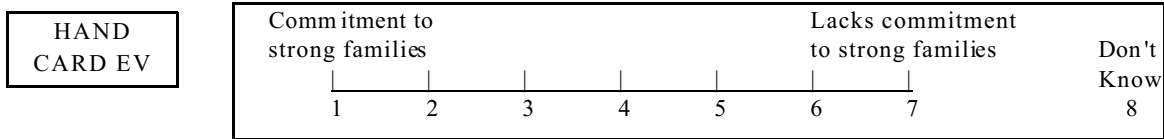
F. Ask for physician-assisted suicide.

[VAR: DOC SUI]

RESPONSE	PUNCH	YEAR										COL. 3052
		1972-82	1982B	1983-87	1987B	1988-91	1993	1994	1996	1998	2000	ALL
Strongly agree	1	0	0	0	0	0	0	0	0	184	0	184
Agree	2	0	0	0	0	0	0	0	0	234	0	234
Neither agree nor disagree .	3	0	0	0	0	0	0	0	0	260	0	260
Disagree	4	0	0	0	0	0	0	0	0	338	0	338
Strongly disagree	5	0	0	0	0	0	0	0	0	277	0	277
Don't know	8	0	0	0	0	0	0	0	0	56	0	56
No answer	9	0	0	0	0	0	0	0	0	38	0	38
Not applicable	BK	13,626	354	7,542	353	5,907	1,606	2,992	2,904	1,445	2,817	39,546

REMARKS: Hand Card EU contained response options 1-5. Q. 735 pertains to patient vignettes that varied by form and version of questionnaire. See Remarks field in Q.734.

736. In the next statement a score of 1 means that you think almost all of the people in the group have a "commitment to strong families." A score of 7 means that you think almost everyone in the group "lacks a commitment to strong families." A score of 4 means that you think that the group is not towards one end or the other, and of course you may choose any number in between that comes closest to where you think people in the group stand.



A. Where would you rate Whites in general on this scale?

[VAR: FAMWHTS]

RESPONSE	PUNCH	YEAR										COL. 3063
		1972-82	1982B	1983-87	1987B	1988-91	1993	1994	1996	1998	2000	ALL
Commitment to strong families	1	0	0	0	0	0	0	0	0	0	131	131
2	2	0	0	0	0	0	0	0	0	0	271	271
3	3	0	0	0	0	0	0	0	0	0	318	318
4	4	0	0	0	0	0	0	0	0	0	434	434
5	5	0	0	0	0	0	0	0	0	0	127	127
6	6	0	0	0	0	0	0	0	0	0	48	48
Lacks commitment to strong families	7	0	0	0	0	0	0	0	0	0	10	10
Don't know	8	0	0	0	0	0	0	0	0	0	47	47
No answer	9	0	0	0	0	0	0	0	0	0	12	12
Not applicable	BK	13,626	354	7,542	353	5,907	1,606	2,992	2,904	2,832	1,419	39,535

B. Blacks?

[VAR: FAMBLKS]

RESPONSE	PUNCH	YEAR									COL. 3064		
		1972-82	1982B	1983-87	1987B	1988-91	1993	1994	1996	1998	2000	ALL	
Commitment to strong families	1	0	0	0	0	0	0	0	0	0	0	84	84
2	2	0	0	0	0	0	0	0	0	0	0	140	140
3	3	0	0	0	0	0	0	0	0	0	0	229	229
4	4	0	0	0	0	0	0	0	0	0	0	459	459
5	5	0	0	0	0	0	0	0	0	0	0	238	238
6	6	0	0	0	0	0	0	0	0	0	0	136	136
Lacks commitment to strong families	7	0	0	0	0	0	0	0	0	0	0	41	41
Don't know	8	0	0	0	0	0	0	0	0	0	0	59	59
No answer	9	0	0	0	0	0	0	0	0	0	0	12	12
Not applicable	BK	13,626	354	7,542	353	5,907	1,606	2,992	2,904	2,832	1,419	39,535	39,535

C. Jews?

[VAR: FAMJEWS]

RESPONSE	PUNCH	YEAR									COL. 3065		
		1972-82	1982B	1983-87	1987B	1988-91	1993	1994	1996	1998	2000	ALL	
Commitment to strong families	1	0	0	0	0	0	0	0	0	0	0	225	225
2	2	0	0	0	0	0	0	0	0	0	0	310	310
3	3	0	0	0	0	0	0	0	0	0	0	279	279
4	4	0	0	0	0	0	0	0	0	0	0	331	331
5	5	0	0	0	0	0	0	0	0	0	0	50	50
6	6	0	0	0	0	0	0	0	0	0	0	14	14
Lacks commitment to strong families	7	0	0	0	0	0	0	0	0	0	0	7	7
Don't know	8	0	0	0	0	0	0	0	0	0	0	168	168
No answer	9	0	0	0	0	0	0	0	0	0	0	14	14
Not applicable	BK	13,626	354	7,542	353	5,907	1,606	2,992	2,904	2,832	1,419	39,535	39,535

D. Hispanics or Latin Americans?

[VAR: FAMHSPS]

RESPONSE	PUNCH	YEAR									COL. 3066		
		1972-82	1982B	1983-87	1987B	1988-91	1993	1994	1996	1998	2000	ALL	
Commitment to strong families	1	0	0	0	0	0	0	0	0	0	0	167	167
2	2	0	0	0	0	0	0	0	0	0	0	276	276
3	3	0	0	0	0	0	0	0	0	0	0	276	276
4	4	0	0	0	0	0	0	0	0	0	0	369	369
5	5	0	0	0	0	0	0	0	0	0	0	118	118
6	6	0	0	0	0	0	0	0	0	0	0	36	36
Lacks commitment to strong families	7	0	0	0	0	0	0	0	0	0	0	17	17
Don't know	8	0	0	0	0	0	0	0	0	0	0	125	125
No answer	9	0	0	0	0	0	0	0	0	0	0	14	14
Not applicable	BK	13,626	354	7,542	353	5,907	1,606	2,992	2,904	2,832	1,419	39,535	39,535

E. Asian Americans?

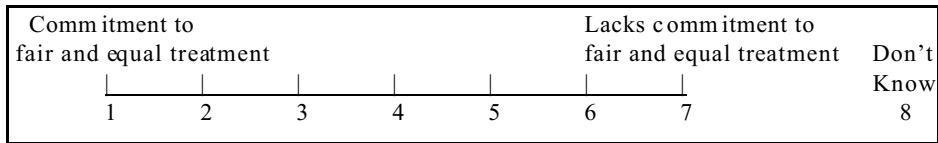
[VAR: FAMASNS]

RESPONSE	PUNCH	YEAR										COL. 3067	
		1972-82	1982B	1983-87	1987B	1988-91	1993	1994	1996	1998	2000	ALL	
Commitment to strong families	1	0	0	0	0	0	0	0	0	0	0	206	206
2	2	0	0	0	0	0	0	0	0	0	0	277	277
3	3	0	0	0	0	0	0	0	0	0	0	274	274
4	4	0	0	0	0	0	0	0	0	0	0	350	350
5	5	0	0	0	0	0	0	0	0	0	0	69	69
6	6	0	0	0	0	0	0	0	0	0	0	18	18
Lacks commitment to strong families	7	0	0	0	0	0	0	0	0	0	0	12	12
Don't know	8	0	0	0	0	0	0	0	0	0	0	178	178
No answer	9	0	0	0	0	0	0	0	0	0	0	14	14
Not applicable	BK	13,626	354	7,542	353	5,907	1,606	2,992	2,904	2,832	1,419	39,535	

REMARKS: Hand card EV contained response options 1-7.

737. In the next statement a score of 1 means that you think almost all of the people in the group have a "commitment to the fair and equal treatment of all groups in society." A score of 7 means that you think almost everyone in the group "lacks a commitment to the fair and equal treatment of all groups in society." A score of 4 means that you think that the group is not towards one end or the other, and of course you may choose any number in between that comes closest to where you think people in the group stand.

HAND CARD EV



A. Where would you rate Whites in general on this scale?

[VAR: FAIRWHTS]

RESPONSE	PUNCH	YEAR										COL. 3068	
		1972-82	1982B	1983-87	1987B	1988-91	1993	1994	1996	1998	2000	ALL	
Commitment to fair and equal treatment	1	0	0	0	0	0	0	0	0	0	0	91	91
2	2	0	0	0	0	0	0	0	0	0	0	185	185
3	3	0	0	0	0	0	0	0	0	0	0	277	277
4	4	0	0	0	0	0	0	0	0	0	0	430	430
5	5	0	0	0	0	0	0	0	0	0	0	201	201
6	6	0	0	0	0	0	0	0	0	0	0	90	90
Lacks commitment to fair and equal treatment	7	0	0	0	0	0	0	0	0	0	0	52	52
Don't know	8	0	0	0	0	0	0	0	0	0	0	60	60
No answer	9	0	0	0	0	0	0	0	0	0	0	12	12
Not applicable	BK	13,626	354	7,542	353	5,907	1,606	2,992	2,904	2,832	1,419	39,535	

B. Blacks?

[VAR: FAIRBLKS]

RESPONSE	PUNCH	YEAR									COL. 3069	
		1972-82	1982B	1983-87	1987B	1988-91	1993	1994	1996	1998	2000	ALL
Commitment to fair and equal												
treatment	1	0	0	0	0	0	0	0	0	0	66	66
2	2	0	0	0	0	0	0	0	0	0	87	87
3	3	0	0	0	0	0	0	0	0	0	199	199
4	4	0	0	0	0	0	0	0	0	0	462	462
5	5	0	0	0	0	0	0	0	0	0	298	298
6	6	0	0	0	0	0	0	0	0	0	143	143
Lacks commitment to												
fair and equal treatment .	7	0	0	0	0	0	0	0	0	0	58	58
Don't know	8	0	0	0	0	0	0	0	0	0	73	73
No answer	9	0	0	0	0	0	0	0	0	0	12	12
Not applicable	BK	13,626	354	7,542	353	5,907	1,606	2,992	2,904	2,832	1,419	39,535

C. Where would you rate Whites in general on this scale?

[VAR: FAIRJEWS]

RESPONSE	PUNCH	YEAR									COL. 3070	
		1972-82	1982B	1983-87	1987B	1988-91	1993	1994	1996	1998	2000	ALL
Commitment to fair and equal												
treatment	1	0	0	0	0	0	0	0	0	0	63	63
2	2	0	0	0	0	0	0	0	0	0	166	166
3	3	0	0	0	0	0	0	0	0	0	244	244
4	4	0	0	0	0	0	0	0	0	0	481	481
5	5	0	0	0	0	0	0	0	0	0	144	144
6	6	0	0	0	0	0	0	0	0	0	57	57
Lacks commitment to												
fair and equal treatment .	7	0	0	0	0	0	0	0	0	0	37	37
Don't know	8	0	0	0	0	0	0	0	0	0	194	194
No answer	9	0	0	0	0	0	0	0	0	0	12	12
Not applicable	BK	13625	354	7,542	253	5,907	1,606	2,992	2,904	2,832	1,419	39,535

D. Hispanics or Latin Americans?

[VAR: FAIRHSPS]

RESPONSE	PUNCH	YEAR									COL. 3071	
		1972-82	1982B	1983-87	1987B	1988-91	1993	1994	1996	1998	2000	ALL
Commitment to fair and equal												
treatment	1	0	0	0	0	0	0	0	0	0	49	49
2	2	0	0	0	0	0	0	0	0	0	94	94
3	3	0	0	0	0	0	0	0	0	0	211	211
4	4	0	0	0	0	0	0	0	0	0	522	522
5	5	0	0	0	0	0	0	0	0	0	247	247
6	6	0	0	0	0	0	0	0	0	0	80	80
Lacks commitment to												
fair and equal treatment .	7	0	0	0	0	0	0	0	0	0	33	33
Don't know	8	0	0	0	0	0	0	0	0	0	150	150
No answer	9	0	0	0	0	0	0	0	0	0	12	12
Not applicable	BK	13,626	354	7,542	353	5,907	1,606	2,992	2,904	2,832	1,419	39,535

E. Asian Americans?

[VAR: FAIRASNS]

RESPONSE	PUNCH	YEAR										COL. 3072
		1972-82	1982B	1983-87	1987B	1988-91	1993	1994	1996	1998	2000	ALL
Commitment to fair and equal treatment	1	0	0	0	0	0	0	0	0	0	66	66
2	2	0	0	0	0	0	0	0	0	0	112	112
3	3	0	0	0	0	0	0	0	0	0	199	199
4	4	0	0	0	0	0	0	0	0	0	512	512
5	5	0	0	0	0	0	0	0	0	0	195	195
6	6	0	0	0	0	0	0	0	0	0	57	57
Lacks commitment to fair and equal treatment	7	0	0	0	0	0	0	0	0	0	39	39
Don't know	8	0	0	0	0	0	0	0	0	0	206	206
No answer	9	0	0	0	0	0	0	0	0	0	12	12
Not applicable	BK	13,626	354	7,542	353	5,907	1,606	2,992	2,904	2,832	1,419	39,535

REMARKS: Hand Card EW contained response options 1-7.

738. Since the beginning of our country, people of many different races, nationalities, and religions have come here and settled. As I name some of these groups please tell me if the group has made one of the most important positive contributions to this country, an important contribution, some contribution, or little positive contribution to this country?

HAND
CARD EX

A. English?

[VAR: CONTENG]

RESPONSE	PUNCH	YEAR										COL. 3073
		1972-82	1982B	1983-87	1987B	1988-91	1993	1994	1996	1998	2000	ALL
Most important contribution	1	0	0	0	0	0	0	0	0	0	401	401
Important contribution	2	0	0	0	0	0	0	0	0	0	577	577
Some contribution	3	0	0	0	0	0	0	0	0	0	271	271
Little positive contribution	4	0	0	0	0	0	0	0	0	0	36	36
Don't know	8	0	0	0	0	0	0	0	0	0	103	103
No answer	9	0	0	0	0	0	0	0	0	0	10	10
Not applicable	BK	13,626	354	7,542	353	5,907	1,606	2,992	2,904	2,832	1,419	39,535

B. Italians?

[VAR: CONTITL]

RESPONSE	PUNCH	YEAR										COL. 3074
		1972-82	1982B	1983-87	1987B	1988-91	1993	1994	1996	1998	2000	ALL
Most important contribution	1	0	0	0	0	0	0	0	0	0	94	94
Important contribution	2	0	0	0	0	0	0	0	0	0	571	571
Some contribution	3	0	0	0	0	0	0	0	0	0	521	521
Little positive contribution	4	0	0	0	0	0	0	0	0	0	73	73
Don't know	8	0	0	0	0	0	0	0	0	0	131	131
No answer	9	0	0	0	0	0	0	0	0	0	8	8
Not applicable	BK	13,626	354	7,542	353	5,907	1,606	2,992	2,904	2,832	1,419	39,535

C. Chinese?

[VAR: CONTCHN]

RESPONSE	PUNCH	YEAR										COL.	3075
		1972-82	1982B	1983-87	1987B	1988-91	1993	1994	1996	1998	2000	ALL	
Most important contribution . 1		0	0	0	0	0	0	0	0	0	0	95	95
Important contribution . . . 2		0	0	0	0	0	0	0	0	0	0	430	430
Some contribution 3		0	0	0	0	0	0	0	0	0	0	550	550
Little positive contribution 4		0	0	0	0	0	0	0	0	0	0	171	171
Don't know 8		0	0	0	0	0	0	0	0	0	0	144	144
No answer 9		0	0	0	0	0	0	0	0	0	0	8	8
Not applicable BK	13,626	354	7,542	353	5,907	1,606	2,992	2,904	2,832	1,419	39,535		

D. Jews?

[VAR: CONTJEW]

RESPONSE	PUNCH	YEAR										COL.	3076
		1972-82	1982B	1983-87	1987B	1988-91	1993	1994	1996	1998	2000	ALL	
Most important contribution . 1		0	0	0	0	0	0	0	0	0	0	145	145
Important contribution . . . 2		0	0	0	0	0	0	0	0	0	0	582	582
Some contribution 3		0	0	0	0	0	0	0	0	0	0	441	441
Little positive contribution 4		0	0	0	0	0	0	0	0	0	0	72	72
Don't know 8		0	0	0	0	0	0	0	0	0	0	151	151
No answer 9		0	0	0	0	0	0	0	0	0	0	7	7
Not applicable BK	13,626	354	7,542	353	5,907	1,606	2,992	2,904	2,832	1,419	39,535		

E. Blacks/African Americans?

[VAR: CONTBLK]

RESPONSE	PUNCH	YEAR										COL.	3077
		1972-82	1982B	1983-87	1987B	1988-91	1993	1994	1996	1998	2000	ALL	
Most important contribution . 1		0	0	0	0	0	0	0	0	0	0	118	118
Important contribution . . . 2		0	0	0	0	0	0	0	0	0	0	541	541
Some contribution 3		0	0	0	0	0	0	0	0	0	0	491	491
Little positive contribution 4		0	0	0	0	0	0	0	0	0	0	144	144
Don't know 8		0	0	0	0	0	0	0	0	0	0	94	94
No answer 9		0	0	0	0	0	0	0	0	0	0	10	10
Not applicable BK	13,626	354	7,542	353	5,907	1,606	2,992	2,904	2,832	1,419	39,535		

F. Mexicans?

[VAR: CONTMEX]

RESPONSE	PUNCH	YEAR										COL.	3078
		1972-82	1982B	1983-87	1987B	1988-91	1993	1994	1996	1998	2000	ALL	
Most important contribution . 1		0	0	0	0	0	0	0	0	0	0	52	52
Important contribution . . . 2		0	0	0	0	0	0	0	0	0	0	334	334
Some contribution 3		0	0	0	0	0	0	0	0	0	0	569	569
Little positive contribution 4		0	0	0	0	0	0	0	0	0	0	288	288
Don't know 8		0	0	0	0	0	0	0	0	0	0	146	146
No answer 9		0	0	0	0	0	0	0	0	0	0	9	9
Not applicable BK	13,626	354	7,542	353	5,907	1,606	2,992	2,904	2,832	1,419	39,535		

G. Vietnamese?

[VAR: CONTVN]

RESPONSE	PUNCH	YEAR										COL.	3079
		1972-82	1982B	1983-87	1987B	1988-91	1993	1994	1996	1998	2000	ALL	
Most important contribution . 1		0	0	0	0	0	0	0	0	0	0	33	33
Important contribution . . . 2		0	0	0	0	0	0	0	0	0	0	216	216
Some contribution 3		0	0	0	0	0	0	0	0	0	0	517	517
Little positive contribution 4		0	0	0	0	0	0	0	0	0	0	421	421
Don't know 8		0	0	0	0	0	0	0	0	0	0	200	200
No answer 9		0	0	0	0	0	0	0	0	0	0	11	11
Not applicable BK	13,626	354	7,542	353	5,907	1,606	2,992	2,904	2,832	1,419	39,535		

H. Cubans?

[VAR: CONTCUBA]

RESPONSE	PUNCH	YEAR										COL. 3080	
		1972-82	1982B	1983-87	1987B	1988-91	1993	1994	1996	1998	2000	ALL	
Most important contribution . 1		0	0	0	0	0	0	0	0	0	0	29	29
Important contribution . . . 2		0	0	0	0	0	0	0	0	0	0	190	190
Some contribution 3		0	0	0	0	0	0	0	0	0	0	489	489
Little positive contribution 4		0	0	0	0	0	0	0	0	0	0	481	481
Don't know 8		0	0	0	0	0	0	0	0	0	0	197	197
No answer 9		0	0	0	0	0	0	0	0	0	0	12	12
Not applicable BK		13,626	354	7,542	353	5,907	1,606	2,992	2,904	2,832	1,419	39,535	

I. Irish?

[VAR: CONTIRSH]

RESPONSE	PUNCH	YEAR										COL. 3081	
		1972-82	1982B	1983-87	1987B	1988-91	1993	1994	1996	1998	2000	ALL	
Most important contribution . 1		0	0	0	0	0	0	0	0	0	0	109	109
Important contribution . . . 2		0	0	0	0	0	0	0	0	0	0	550	550
Some contribution 3		0	0	0	0	0	0	0	0	0	0	489	489
Little positive contribution 4		0	0	0	0	0	0	0	0	0	0	98	98
Don't know 8		0	0	0	0	0	0	0	0	0	0	140	140
No answer 9		0	0	0	0	0	0	0	0	0	0	12	12
Not applicable BK		13,626	354	7,542	353	5,907	1,606	2,992	2,904	2,832	1,419	39,535	

J. Puerto Ricans?

[VAR: CONTPR]

RESPONSE	PUNCH	YEAR										COL. 3082	
		1972-82	1982B	1983-87	1987B	1988-91	1993	1994	1996	1998	2000	ALL	
Most important contribution . 1		0	0	0	0	0	0	0	0	0	0	35	35
Important contribution . . . 2		0	0	0	0	0	0	0	0	0	0	224	224
Some contribution 3		0	0	0	0	0	0	0	0	0	0	563	563
Little positive contribution 4		0	0	0	0	0	0	0	0	0	0	369	369
Don't know 8		0	0	0	0	0	0	0	0	0	0	196	196
No answer 9		0	0	0	0	0	0	0	0	0	0	11	11
Not applicable BK		13,626	354	7,542	353	5,907	1,606	2,992	2,904	2,832	1,419	39,535	

K. Japanese?

[VAR: CONTJPN]

RESPONSE	PUNCH	YEAR										COL. 3083	
		1972-82	1982B	1983-87	1987B	1988-91	1993	1994	1996	1998	2000	ALL	
Most important contribution . 1		0	0	0	0	0	0	0	0	0	0	106	106
Important contribution . . . 2		0	0	0	0	0	0	0	0	0	0	449	449
Some contribution 3		0	0	0	0	0	0	0	0	0	0	482	482
Little positive contribution 4		0	0	0	0	0	0	0	0	0	0	191	191
Don't know 8		0	0	0	0	0	0	0	0	0	0	162	162
No answer 9		0	0	0	0	0	0	0	0	0	0	8	8
Not applicable BK		13,626	354	7,542	353	5,907	1,606	2,992	2,904	2,832	1,419	39,535	

L. Muslims?

[VAR: CONTMSLM]

RESPONSE	PUNCH	YEAR										COL. 3084	
		1972-82	1982B	1983-87	1987B	1988-91	1993	1994	1996	1998	2000	ALL	
Most important contribution . 1		0	0	0	0	0	0	0	0	0	0	32	32
Important contribution . . . 2		0	0	0	0	0	0	0	0	0	0	202	202
Some contribution 3		0	0	0	0	0	0	0	0	0	0	462	462
Little positive contribution 4		0	0	0	0	0	0	0	0	0	0	406	406
Don't know 8		0	0	0	0	0	0	0	0	0	0	286	286
No answer 9		0	0	0	0	0	0	0	0	0	0	10	10
Not applicable BK		13,626	354	7,542	353	5,907	1,606	2,992	2,904	2,832	1,419	39,535	39,535

REMARKS: Hand card EX contained response options 1-4.

739. A. Can you speak a language other than English?

[VAR: OTHLANG]

RESPONSE	PUNCH	YEAR										COL. 3085	
		1972-82	1982B	1983-87	1987B	1988-91	1993	1994	1996	1998	2000	ALL	
Yes 1		0	0	0	0	0	0	0	0	0	0	363	363
No (GO TO Q.741) . . . 2		0	0	0	0	0	0	0	0	0	0	1031	1031
Don't know 8		0	0	0	0	0	0	0	0	0	0	0	0
No answer 9		0	0	0	0	0	0	0	0	0	0	4	4
Not applicable BK		13,626	354	7,542	353	5,907	1,606	2,992	2,904	2,832	1,419	39,535	39,535

B. What other language(s) do you speak? First response

[VAR: OTHLANG1]

RESPONSE	PUNCH	YEAR										COL. 3086-3087
		1972-82	1982B	1983-87	1987B	1988-91	1993	1994	1996	1998	2000	ALL
English	1	0	0	0	0	0	0	0	1,258	0	0	1,258
Spanish	2	0	0	0	0	0	0	0	30	0	0	30
Polish	3	0	0	0	0	0	0	0	1	0	0	1
French	4	0	0	0	0	0	0	0	5	0	0	5
Hebrew	5	0	0	0	0	0	0	0	1	0	0	1
Russian	6	0	0	0	0	0	0	0	1	0	0	1
Tagalog	7	0	0	0	0	0	0	0	2	0	0	2
Chinese	8	0	0	0	0	0	0	0	1	0	0	1
Urdu	9	0	0	0	0	0	0	0	1	0	0	1
Italian	10	0	0	0	0	0	0	0	3	0	0	3
Rumanian	11	0	0	0	0	0	0	0	1	0	0	1
German	12	0	0	0	0	0	0	0	2	0	0	2
Pashtu	13	0	0	0	0	0	0	0	1	0	0	1
Chamorro	14	0	0	0	0	0	0	0	1	0	0	1
Ukrainian	15	0	0	0	0	0	0	0	1	0	0	1
Hungarian	16	0	0	0	0	0	0	0	1	0	0	1
Turkish	17	0	0	0	0	0	0	0	1	0	0	1
Khmer	18	0	0	0	0	0	0	0	1	0	0	1
Korean	19	0	0	0	0	0	0	0	1	0	0	1
Navajo	20	0	0	0	0	0	0	0	3	0	0	3
Malayam	21	0	0	0	0	0	0	0	0	0	0	0
Arabic	22	0	0	0	0	0	0	0	0	0	0	0
Farsi/Persian	23	0	0	0	0	0	0	0	0	0	0	0
Serbian	24	0	0	0	0	0	0	0	0	0	0	0
Lithuanian	25	0	0	0	0	0	0	0	0	0	0	0
Thai	27	0	0	0	0	0	0	0	0	0	0	0
Gujarati	28	0	0	0	0	0	0	0	0	0	0	0
Dari	30	0	0	0	0	0	0	0	0	0	0	0
Slovak	31	0	0	0	0	0	0	0	0	0	0	0
Japanese	32	0	0	0	0	0	0	0	0	0	0	0
Portuguese	33	0	0	0	0	0	0	0	0	0	0	0
Vajun	34	0	0	0	0	0	0	0	0	0	0	0
Yiddish	35	0	0	0	0	0	0	0	0	0	0	0
Creole	36	0	0	0	0	0	0	0	0	0	0	0
Vietnamese	37	0	0	0	0	0	0	0	1	0	0	1
Norwegian	38	0	0	0	0	0	0	0	0	0	0	0
Malaysian	39	0	0	0	0	0	0	0	0	0	0	0
Latin	40	0	0	0	0	0	0	0	0	0	0	0
Czech	41	0	0	0	0	0	0	0	0	0	0	0
Hindu	42	0	0	0	0	0	0	0	0	0	0	0
Swedish	44	0	0	0	0	0	0	0	0	0	0	0
Vesaya	45	0	0	0	0	0	0	0	0	0	0	0
Sign language	46	0	0	0	0	0	0	0	0	0	0	0
Tonga	47	0	0	0	0	0	0	0	0	0	0	0
Armenian	48	0	0	0	0	0	0	0	0	0	0	0
Ibo	49	0	0	0	0	0	0	0	0	0	0	0
Dutch	50	0	0	0	0	0	0	0	0	0	0	0
Cherokee	51	0	0	0	0	0	0	0	0	0	0	0
Samoan	52	0	0	0	0	0	0	0	0	0	0	0
Yoruba	53	0	0	0	0	0	0	0	0	0	0	0
Greek	54	0	0	0	0	0	0	0	0	0	0	0
Lakota	55	0	0	0	0	0	0	0	0	0	0	0
African	56	0	0	0	0	0	0	0	0	0	0	0
Anishnabee	57	0	0	0	0	0	0	0	0	0	0	0
Ilokand	58	0	0	0	0	0	0	0	0	0	0	0
Assyrian	59	0	0	0	0	0	0	0	0	0	0	0
Danish	60	0	0	0	0	0	0	0	0	0	0	0
Laotian	61	0	0	0	0	0	0	0	0	0	0	0
Finnish	62	0	0	0	0	0	0	0	0	0	0	0
Mohawk	63	0	0	0	0	0	0	0	0	0	0	0
Don't Know	98	0	0	0	0	0	0	0	0	0	0	0
No answer	99	0	0	0	0	0	0	0	0	0	0	0
Not applicable (Punch 2 on Col. 3085)	BK	13,626	354	7,542	353	5,907	1,606	2,992	2,904	2,832	2,455	40,571

C. What other language(s) do you speak? Second response

[VAR: OTHLANG2]

RESPONSE	PUNCH	YEAR										COL. 3088-3089
		1972-82	1982B	1983-87	1987B	1988-91	1993	1994	1996	1998	2000	ALL
English	1	0	0	0	0	0	0	0	1,258	0	0	1,258
Spanish	2	0	0	0	0	0	0	0	30	0	0	30
Polish	3	0	0	0	0	0	0	0	1	0	0	1
French	4	0	0	0	0	0	0	0	5	0	0	5
Hebrew	5	0	0	0	0	0	0	0	1	0	0	1
Russian	6	0	0	0	0	0	0	0	1	0	0	1
Tagalog	7	0	0	0	0	0	0	0	2	0	0	2
Chinese	8	0	0	0	0	0	0	0	1	0	0	1
Urdu	9	0	0	0	0	0	0	0	1	0	0	1
Italian	10	0	0	0	0	0	0	0	3	0	0	3
Rumanian	11	0	0	0	0	0	0	0	1	0	0	1
German	12	0	0	0	0	0	0	0	2	0	0	2
Pashtu	13	0	0	0	0	0	0	0	1	0	0	1
Chamorro	14	0	0	0	0	0	0	0	1	0	0	1
Ukrainian	15	0	0	0	0	0	0	0	1	0	0	1
Hungarian	16	0	0	0	0	0	0	0	1	0	0	1
Turkish	17	0	0	0	0	0	0	0	1	0	0	1
Khmer	18	0	0	0	0	0	0	0	1	0	0	1
Korean	19	0	0	0	0	0	0	0	1	0	0	1
Navajo	20	0	0	0	0	0	0	0	3	0	0	3
Malayam	21	0	0	0	0	0	0	0	0	0	0	0
Arabic	22	0	0	0	0	0	0	0	0	0	0	0
Farsi/Persian	23	0	0	0	0	0	0	0	0	0	0	0
Serbian	24	0	0	0	0	0	0	0	0	0	0	0
Lithuanian	25	0	0	0	0	0	0	0	0	0	0	0
Thai	27	0	0	0	0	0	0	0	0	0	0	0
Gujarati	28	0	0	0	0	0	0	0	0	0	0	0
Dari	30	0	0	0	0	0	0	0	0	0	0	0
Slovak	31	0	0	0	0	0	0	0	0	0	0	0
Japanese	32	0	0	0	0	0	0	0	0	0	0	0
Portuguese	33	0	0	0	0	0	0	0	0	0	0	0
Vajun	34	0	0	0	0	0	0	0	0	0	0	0
Yiddish	35	0	0	0	0	0	0	0	0	0	0	0
Creole	36	0	0	0	0	0	0	0	0	0	0	0
Vietnamese	37	0	0	0	0	0	0	0	1	0	0	1
Norwegian	38	0	0	0	0	0	0	0	0	0	0	0
Malaysian	39	0	0	0	0	0	0	0	0	0	0	0
Latin	40	0	0	0	0	0	0	0	0	0	0	0
Czech	41	0	0	0	0	0	0	0	0	0	0	0
Hindu	42	0	0	0	0	0	0	0	0	0	0	0
Swedish	44	0	0	0	0	0	0	0	0	0	0	0
Vesaya	45	0	0	0	0	0	0	0	0	0	0	0
Sign language	46	0	0	0	0	0	0	0	0	0	0	0
Tonga	47	0	0	0	0	0	0	0	0	0	0	0
Armenian	48	0	0	0	0	0	0	0	0	0	0	0
Ibo	49	0	0	0	0	0	0	0	0	0	0	0
Dutch	50	0	0	0	0	0	0	0	0	0	0	0
Cherokee	51	0	0	0	0	0	0	0	0	0	0	0
Samoan	52	0	0	0	0	0	0	0	0	0	0	0
Yoruba	53	0	0	0	0	0	0	0	0	0	0	0
Greek	54	0	0	0	0	0	0	0	0	0	0	0
Lakota	55	0	0	0	0	0	0	0	0	0	0	0
African	56	0	0	0	0	0	0	0	0	0	0	0
Anishnabee	57	0	0	0	0	0	0	0	0	0	0	0
Ilokand	58	0	0	0	0	0	0	0	0	0	0	0
Assyrian	59	0	0	0	0	0	0	0	0	0	0	0
Danish	60	0	0	0	0	0	0	0	0	0	0	0
Laotian	61	0	0	0	0	0	0	0	0	0	0	0
Finnish	62	0	0	0	0	0	0	0	0	0	0	0
Mohawk	63	0	0	0	0	0	0	0	0	0	0	0
Don't Know	98	0	0	0	0	0	0	0	0	0	0	0
No answer	99	0	0	0	0	0	0	0	0	0	0	0
Not applicable (Punch 2 on Col. 3085)	BK	13,626	354	7,542	353	5,907	1,606	2,992	2,904	2,832	2,723	40,839

IF MORE THAN ONE LANGUAGE OTHER THAN ENGLISH MENTIONED

D. Which of these languages other than English do you speak most fluently?

[VAR: OTHBEST]

RESPONSE	PUNCH	YEAR										COL. 3090-3091
		1972-82	1982B	1983-87	1987B	1988-91	1993	1994	1996	1998	2000	ALL
English	1	0	0	0	0	0	0	0	1,258	0	0	1,258
Spanish	2	0	0	0	0	0	0	0	30	0	0	30
Polish	3	0	0	0	0	0	0	0	1	0	0	1
French	4	0	0	0	0	0	0	0	5	0	0	5
Hebrew	5	0	0	0	0	0	0	0	1	0	0	1
Russian	6	0	0	0	0	0	0	0	1	0	0	1
Tagalog	7	0	0	0	0	0	0	0	2	0	0	2
Chinese	8	0	0	0	0	0	0	0	1	0	0	1
Urdu	9	0	0	0	0	0	0	0	1	0	0	1
Italian	10	0	0	0	0	0	0	0	3	0	0	3
Rumanian	11	0	0	0	0	0	0	0	1	0	0	1
German	12	0	0	0	0	0	0	0	2	0	0	2
Pashtu	13	0	0	0	0	0	0	0	1	0	0	1
Chamorro	14	0	0	0	0	0	0	0	1	0	0	1
Ukrainian	15	0	0	0	0	0	0	0	1	0	0	1
Hungarian	16	0	0	0	0	0	0	0	1	0	0	1
Turkish	17	0	0	0	0	0	0	0	1	0	0	1
Khmer	18	0	0	0	0	0	0	0	1	0	0	1
Korean	19	0	0	0	0	0	0	0	1	0	0	1
Navajo	20	0	0	0	0	0	0	0	3	0	0	3
Malayam	21	0	0	0	0	0	0	0	0	0	0	0
Arabic	22	0	0	0	0	0	0	0	0	0	0	0
Farsi/Persian	23	0	0	0	0	0	0	0	0	0	0	0
Serbian	24	0	0	0	0	0	0	0	0	0	0	0
Lithuanian	25	0	0	0	0	0	0	0	0	0	0	0
Thai	27	0	0	0	0	0	0	0	0	0	0	0
Gujarati	28	0	0	0	0	0	0	0	0	0	0	0
Dari	30	0	0	0	0	0	0	0	0	0	0	0
Slovak	31	0	0	0	0	0	0	0	0	0	0	0
Japanese	32	0	0	0	0	0	0	0	0	0	0	0
Portuguese	33	0	0	0	0	0	0	0	0	0	0	0
Vajun	34	0	0	0	0	0	0	0	0	0	0	0
Yiddish	35	0	0	0	0	0	0	0	0	0	0	0
Creole	36	0	0	0	0	0	0	0	0	0	0	0
Vietnamese	37	0	0	0	0	0	0	0	1	0	0	1
Norwegian	38	0	0	0	0	0	0	0	0	0	0	0
Malaysian	39	0	0	0	0	0	0	0	0	0	0	0
Latin	40	0	0	0	0	0	0	0	0	0	0	0
Czech	41	0	0	0	0	0	0	0	0	0	0	0
Hindu	42	0	0	0	0	0	0	0	0	0	0	0
Swedish	44	0	0	0	0	0	0	0	0	0	0	0
Vesaya	45	0	0	0	0	0	0	0	0	0	0	0
Sign language	46	0	0	0	0	0	0	0	0	0	0	0
Tonga	47	0	0	0	0	0	0	0	0	0	0	0
Armenian	48	0	0	0	0	0	0	0	0	0	0	0
Ibo	49	0	0	0	0	0	0	0	0	0	0	0
Dutch	50	0	0	0	0	0	0	0	0	0	0	0
Cherokee	51	0	0	0	0	0	0	0	0	0	0	0
Samoan	52	0	0	0	0	0	0	0	0	0	0	0
Yoruba	53	0	0	0	0	0	0	0	0	0	0	0
Greek	54	0	0	0	0	0	0	0	0	0	0	0
Lakota	55	0	0	0	0	0	0	0	0	0	0	0
African	56	0	0	0	0	0	0	0	0	0	0	0
Anishnabee	57	0	0	0	0	0	0	0	0	0	0	0
Ilokand	58	0	0	0	0	0	0	0	0	0	0	0
Assyrian	59	0	0	0	0	0	0	0	0	0	0	0
Danish	60	0	0	0	0	0	0	0	0	0	0	0
Laotian	61	0	0	0	0	0	0	0	0	0	0	0
Finnish	62	0	0	0	0	0	0	0	0	0	0	0
Mohawk	63	0	0	0	0	0	0	0	0	0	0	0
Neither	94	0	0	0	0	0	0	0	0	0	0	0
Both	95	0	0	0	0	0	0	0	0	0	0	0
Don't Know	98	0	0	0	0	0	0	0	0	0	0	0
No answer	99	0	0	0	0	0	0	0	0	0	0	0
Not applicable	BK	13,626	354	7,542	353	5,907	1,606	2,992	2,904	2,832	2,728	40,844

E. How well do you speak that language? [IF SPEAKS 2 OR MORE, ASK ONLY OF THE MOST FLUENT LANGUAGE] READ CATEGORIES

[VAR: SPKLANG]

RESPONSE	PUNCH	YEAR										COL. 3092	
		1972-82	1982B	1983-87	1987B	1988-91	1993	1994	1996	1998	2000	ALL	
Very Well	1	0	0	0	0	0	0	0	0	0	0	137	137
Well	2	0	0	0	0	0	0	0	0	0	0	85	85
Not Well	3	0	0	0	0	0	0	0	0	0	0	92	92
Poorly/Hardly at all	4	0	0	0	0	0	0	0	0	0	0	40	40
Don't know	8	0	0	0	0	0	0	0	0	0	0	0	0
No answer	9	0	0	0	0	0	0	0	0	0	0	13	13
Not applicable (Punch 2 on Col. 3085)	BK	13,626	354	7,542	353	5,907	1,606	2,992	2,904	2,832	2,450	40,566	

F. How often do you use that language in your everyday life? [READ CATEGORIES]

[VAR: USELANG]

RESPONSE	PUNCH	YEAR										COL. 3093	
		1972-82	1982B	1983-87	1987B	1988-91	1993	1994	1996	1998	2000	ALL	
Never	1	0	0	0	0	0	0	0	0	0	0	79	79
Less than once a week	2	0	0	0	0	0	0	0	0	0	0	73	73
Once a week	3	0	0	0	0	0	0	0	0	0	0	28	28
Several times a week	4	0	0	0	0	0	0	0	0	0	0	34	34
Once a day	5	0	0	0	0	0	0	0	0	0	0	19	19
Several times a day	6	0	0	0	0	0	0	0	0	0	0	126	126
Don't know	8	0	0	0	0	0	0	0	0	0	0	0	0
No answer	9	0	0	0	0	0	0	0	0	0	0	8	8
Not applicable (Punch 2 on Col. 3085)	BK	13,626	354	7,542	353	5,907	1,606	2,992	2,904	2,832	2,450	40,566	

740. Is that a language you first learned as a child at home, in school, or is it one that you learned elsewhere?

[VAR: GETLANG]

RESPONSE	PUNCH	YEAR										COL. 3094	
		1972-82	1982B	1983-87	1987B	1988-91	1993	1994	1996	1998	2000	ALL	
Childhood Home	1	0	0	0	0	0	0	0	0	0	0	183	183
School	2	0	0	0	0	0	0	0	0	0	0	116	116
Elsewhere	3	0	0	0	0	0	0	0	0	0	0	58	58
Don't know	8	0	0	0	0	0	0	0	0	0	0	0	0
No answer	9	0	0	0	0	0	0	0	0	0	0	10	10
Not applicable	BK	13,626	354	7,542	353	5,907	1,606	2,992	2,904	2,832	2,450	40,566	

741. Did/do one or both of your parents speak a language other than English at home?

[VAR: PARLANG]

RESPONSE	PUNCH	YEAR										COL. 3095	
		1972-82	1982B	1983-87	1987B	1988-91	1993	1994	1996	1998	2000	ALL	
Yes	1	0	0	0	0	0	0	0	0	0	0	360	360
No	2	0	0	0	0	0	0	0	0	0	0	1,013	1,013
Don't know	8	0	0	0	0	0	0	0	0	0	0	2	2
No answer	9	0	0	0	0	0	0	0	0	0	0	23	23
Not applicable	BK	13,626	354	7,542	353	5,907	1,606	2,992	2,904	2,832	1,419	39,535	

742. Did/do one or more of your grandparents speak a language other than English?

[VAR: GRANLANG]

RESPONSE	PUNCH	YEAR										COL. 3096	
		1972-82	1982B	1983-87	1987B	1988-91	1993	1994	1996	1998	2000	ALL	
Yes	1	0	0	0	0	0	0	0	0	0	0	544	544
No	2	0	0	0	0	0	0	0	0	0	0	759	759
Don't know	8	0	0	0	0	0	0	0	0	0	0	69	69
No answer	9	0	0	0	0	0	0	0	0	0	0	26	26
Not applicable	BK	13,626	354	7,542	353	5,907	1,606	2,992	2,904	2,832	1,419	39,535	39,535

743. How often do you hear languages other than English spoken in the local community where you live?

HAND CARD EY

[VAR: LANGCOM]

RESPONSE	PUNCH	YEAR										COL. 3097	
		1972-82	1982B	1983-87	1987B	1988-91	1993	1994	1996	1998	2000	ALL	
Never	1	0	0	0	0	0	0	0	0	0	0	380	380
Less than once a week	2	0	0	0	0	0	0	0	0	0	0	251	251
Once a week	3	0	0	0	0	0	0	0	0	0	0	142	142
Several times a week	4	0	0	0	0	0	0	0	0	0	0	251	251
Once a day	5	0	0	0	0	0	0	0	0	0	0	90	90
Several times a day	6	0	0	0	0	0	0	0	0	0	0	258	258
Don't know	8	0	0	0	0	0	0	0	0	0	0	13	13
No answer	9	0	0	0	0	0	0	0	0	0	0	13	13
Not applicable	BK	13,626	354	7,542	353	5,907	1,606	2,992	2,904	2,832	1,419	39,535	39,535

REMARKS: Hand Card EY contained response options 1-6.

IF R IS WORKING (Q.1 EQUALS 1, 2 OR 3), ASK Q.744.
IF R IS NOT WORKING (Q.1 EQUALS 4, 5, 6, 7 OR 8), ASK Q.745.

744. How often do you hear languages other than English spoken in the place where you work? [READ CATEGORIES]

[VAR: LANGWRK]

RESPONSE	PUNCH	YEAR										COL. 3098	
		1972-82	1982B	1983-87	1987B	1988-91	1993	1994	1996	1998	2000	ALL	
Never	1	0	0	0	0	0	0	0	0	0	0	310	310
Once a day	2	0	0	0	0	0	0	0	0	0	0	106	106
Several times a day	3	0	0	0	0	0	0	0	0	0	0	206	206
Less than once a week	4	0	0	0	0	0	0	0	0	0	0	95	95
Once a week	5	0	0	0	0	0	0	0	0	0	0	82	82
Several times a week	6	0	0	0	0	0	0	0	0	0	0	117	117
Don't know	8	0	0	0	0	0	0	0	0	0	0	8	8
No answer	9	0	0	0	0	0	0	0	0	0	0	11	11
Not applicable (Punches 4-8 on Col. 9)	BK	13,626	354	7,542	353	5,907	1,606	2,992	2,904	2,832	1,882	39,998	39,998

745. Do you favor a law making English the official language of the United States, or do you oppose such a law?

[VAR: ENGOFF1]

RESPONSE	PUNCH	YEAR										COL. 3099
		1972-82	1982B	1983-87	1987B	1988-91	1993	1994	1996	1998	2000	ALL
Favor	1	0	0	0	0	0	0	0	0	0	1,013	1,013
Oppose	2	0	0	0	0	0	0	0	0	0	294	294
Don't know	8	0	0	0	0	0	0	0	0	0	82	82
No answer	9	0	0	0	0	0	0	0	0	0	9	9
Not applicable	BK	13,626	354	7,542	353	5,907	1,606	2,992	2,904	2,832	1,419	39998

746. Now please tell us whether you strongly agree, agree, disagree or strongly disagree with each of these statements:



A. Children in the U. S. should learn a second language fluently before they finish high school.

[VAR: TWOLANG]

RESPONSE	PUNCH	YEAR										COL. 3100
		1972-82	1982B	1983-87	1987B	1988-91	1993	1994	1996	1998	2000	ALL
Strongly Agree	1	0	0	0	0	0	0	0	0	0	362	362
Agree	2	0	0	0	0	0	0	0	0	0	665	665
Disagree	3	0	0	0	0	0	0	0	0	0	298	298
Strongly Disagree	4	0	0	0	0	0	0	0	0	0	42	42
Don't know	8	0	0	0	0	0	0	0	0	0	27	27
No answer	9	0	0	0	0	0	0	0	0	0	4	4
Not applicable	BK	13,626	354	7,542	353	5,907	1,606	2,992	2,904	2,832	1,419	39,535

B. Bilingual education programs should be eliminated in American public schools.

[VAR: NOBILING]

RESPONSE	PUNCH	YEAR										COL. 3101
		1972-82	1982B	1983-87	1987B	1988-91	1993	1994	1996	1998	2000	ALL
Strongly Agree	1	0	0	0	0	0	0	0	0	0	80	80
Agree	2	0	0	0	0	0	0	0	0	0	218	218
Disagree	3	0	0	0	0	0	0	0	0	0	665	665
Strongly Disagree	4	0	0	0	0	0	0	0	0	0	380	380
Don't know	8	0	0	0	0	0	0	0	0	0	50	50
No answer	9	0	0	0	0	0	0	0	0	0	5	5
Not applicable	BK	13,626	354	7,542	353	5,907	1,606	2,992	2,904	2,832	1,419	39,535

C. Speaking English as the common national language is what unites all Americans.

[VAR: ENGUNITE]

RESPONSE	PUNCH	YEAR										COL. 3102
		1972-82	1982B	1983-87	1987B	1988-91	1993	1994	1996	1998	2000	ALL
Strongly Agree	1	0	0	0	0	0	0	0	0	0	354	354
Agree	2	0	0	0	0	0	0	0	0	0	670	670
Disagree	3	0	0	0	0	0	0	0	0	0	285	285
Strongly Disagree	4	0	0	0	0	0	0	0	0	0	37	37
Don't know	8	0	0	0	0	0	0	0	0	0	45	45
No answer	9	0	0	0	0	0	0	0	0	0	7	7
Not applicable	BK	13,626	354	7,542	353	5,907	1,606	2,992	2,904	2,832	1,419	39,535

D. Learning a foreign language is as valuable as learning math and science in school.

[VAR: FORLANG1]

RESPONSE	PUNCH	YEAR										COL. 3103	
		1972-82	1982B	1983-87	1987B	1988-91	1993	1994	1996	1998	2000	ALL	
Strongly Agree	1	0	0	0	0	0	0	0	0	0	0	278	278
Agree	2	0	0	0	0	0	0	0	0	0	0	583	583
Disagree	3	0	0	0	0	0	0	0	0	0	0	422	422
Strongly Disagree	4	0	0	0	0	0	0	0	0	0	0	70	70
Don't know	8	0	0	0	0	0	0	0	0	0	0	36	36
No answer	9	0	0	0	0	0	0	0	0	0	0	9	9
Not applicable	BK	13,626	354	7,542	353	5,907	1,606	2,992	2,904	2,832	1,419	39,535	

E. English will be threatened if other languages are frequently used in large immigrant communities in the U.S.

[VAR: ENGTHTN]

RESPONSE	PUNCH	YEAR										COL. 3104	
		1972-82	1982B	1983-87	1987B	1988-91	1993	1994	1996	1998	2000	ALL	
Strongly Agree	1	0	0	0	0	0	0	0	0	0	0	120	120
Agree	2	0	0	0	0	0	0	0	0	0	0	318	318
Disagree	3	0	0	0	0	0	0	0	0	0	0	692	692
Strongly Disagree	4	0	0	0	0	0	0	0	0	0	0	217	217
Don't know	8	0	0	0	0	0	0	0	0	0	0	46	46
No answer	9	0	0	0	0	0	0	0	0	0	0	5	5
Not applicable	BK	13,626	354	7,542	353	5,907	1,606	2,992	2,904	2,832	1,419	39,535	

F. Election ballots should be printed in other languages in areas where lots of people don't speak English.

[VAR: ENGVOTE]

RESPONSE	PUNCH	YEAR										COL. 3105	
		1972-82	1982B	1983-87	1987B	1988-91	1993	1994	1996	1998	2000	ALL	
Strongly Agree	1	0	0	0	0	0	0	0	0	0	0	227	227
Agree	2	0	0	0	0	0	0	0	0	0	0	665	665
Disagree	3	0	0	0	0	0	0	0	0	0	0	293	293
Strongly Disagree	4	0	0	0	0	0	0	0	0	0	0	166	166
Don't know	8	0	0	0	0	0	0	0	0	0	0	41	41
No answer	9	0	0	0	0	0	0	0	0	0	0	6	6
Not applicable	BK	13,626	354	7,542	353	5,907	1,606	2,992	2,904	2,832	1,419	39,535	

REMARKS: Hand Card EZ contained response options 1-4.

747. What about the number of immigrants from Latin America (that is, Spanish-speaking countries of the Americas)—should it be increased a lot, increased a little, left the same as it is now, decreased a little, or decreased a lot?

[VAR: LETINHSP]

RESPONSE	PUNCH	YEAR										COL. 3106	
		1972-82	1982B	1983-87	1987B	1988-91	1993	1994	1996	1998	2000	ALL	
Increased a lot	1	0	0	0	0	0	0	0	0	0	0	41	41
Increased a little	2	0	0	0	0	0	0	0	0	0	0	77	77
Left the same as it is now	3	0	0	0	0	0	0	0	0	0	0	615	615
Decreased a little	4	0	0	0	0	0	0	0	0	0	0	279	279
Decreased a lot	5	0	0	0	0	0	0	0	0	0	0	303	303
Don't know	8	0	0	0	0	0	0	0	0	0	0	78	78
No answer	9	0	0	0	0	0	0	0	0	0	0	5	5
Not applicable	BK	13,626	354	7,542	353	5,907	1,606	2,992	2,904	2,832	1,419	39,535	

748. What about the number of immigrants from Asia? (Should it be increased a lot, increased a little, left the same as it is now, decreased a little, or decreased a lot?)

[VAR: LETINASN]

RESPONSE	PUNCH	YEAR										COL. 3107	
		1972-82	1982B	1983-87	1987B	1988-91	1993	1994	1996	1998	2000	ALL	
Increased a lot	1	0	0	0	0	0	0	0	0	0	0	36	36
Increased a little	2	0	0	0	0	0	0	0	0	0	0	79	79
Left the same as it is now	3	0	0	0	0	0	0	0	0	0	0	626	626
Decreased a little	4	0	0	0	0	0	0	0	0	0	0	259	259
Decreased a lot	5	0	0	0	0	0	0	0	0	0	0	299	299
Don't know	8	0	0	0	0	0	0	0	0	0	0	95	95
No answer	9	0	0	0	0	0	0	0	0	0	0	4	4
Not applicable	BK	13,626	354	7,542	353	5,907	1,606	2,992	2,904	2,832	1,419	39,535	

749. What about the number of immigrants from Europe? (should it be increased a lot, increased a little, left the same as it is now, decreased a little, or decreased a lot?)

[VAR: LETINEUR]

RESPONSE	PUNCH	YEAR										COL. 3108	
		1972-82	1982B	1983-87	1987B	1988-91	1993	1994	1996	1998	2000	ALL	
Increased a lot	1	0	0	0	0	0	0	0	0	0	0	40	40
Increased a little	2	0	0	0	0	0	0	0	0	0	0	90	90
Left the same as it is now	3	0	0	0	0	0	0	0	0	0	0	717	717
Decreased a little	4	0	0	0	0	0	0	0	0	0	0	225	225
Decreased a lot	5	0	0	0	0	0	0	0	0	0	0	232	232
Don't know	8	0	0	0	0	0	0	0	0	0	0	90	90
No answer	9	0	0	0	0	0	0	0	0	0	0	4	4
Not applicable	BK	13,626	354	7,542	353	5,907	1,606	2,992	2,904	2,832	1,419	39,535	

750. What do you think will happen as a result of more immigrants coming to this country? Is each of these possible results very likely, somewhat likely, not too likely, or not likely at all?

HAND CARD FA

A. Higher crime rates?

[VAR: IMMCRMUP]

RESPONSE	PUNCH	YEAR										COL. 3110	
		1972-82	1982B	1983-87	1987B	1988-91	1993	1994	1996	1998	2000	ALL	
Very likely	1	0	0	0	0	0	0	0	0	0	0	332	332
Somewhat likely	2	0	0	0	0	0	0	0	0	0	0	629	629
Not too likely	3	0	0	0	0	0	0	0	0	0	0	305	305
Not likely at all	4	0	0	0	0	0	0	0	0	0	0	51	51
Don't know	8	0	0	0	0	0	0	0	0	0	0	72	72
No answer	9	0	0	0	0	0	0	0	0	0	0	9	9
Not applicable	BK	13,626	354	7,542	353	5,907	1,606	2,992	2,904	2,832	1,419	39,535	

B. Making the country more open to new ideas and cultures?

[VAR: IMMNEW]

RESPONSE	PUNCH	YEAR										COL. 3111	
		1972-82	1982B	1983-87	1987B	1988-91	1993	1994	1996	1998	2000	ALL	
Very likely	1	0	0	0	0	0	0	0	0	0	0	362	362
Somewhat likely	2	0	0	0	0	0	0	0	0	0	0	658	658
Not too likely	3	0	0	0	0	0	0	0	0	0	0	240	240
Not likely at all	4	0	0	0	0	0	0	0	0	0	0	76	76
Don't know	8	0	0	0	0	0	0	0	0	0	0	53	53
No answer	9	0	0	0	0	0	0	0	0	0	0	9	9
Not applicable	BK	13,626	354	7,542	353	5,907	1,606	2,992	2,904	2,832	1,419	39,535	39,535

C. People born in the U.S. losing their jobs?

[VAR: IMMNOJOB]

RESPONSE	PUNCH	YEAR										COL. 3113	
		1972-82	1982B	1983-87	1987B	1988-91	1993	1994	1996	1998	2000	ALL	
Very likely	1	0	0	0	0	0	0	0	0	0	0	351	351
Somewhat likely	2	0	0	0	0	0	0	0	0	0	0	453	453
Not too likely	3	0	0	0	0	0	0	0	0	0	0	402	402
Not likely at all	4	0	0	0	0	0	0	0	0	0	0	135	135
Don't know	8	0	0	0	0	0	0	0	0	0	0	48	48
No answer	9	0	0	0	0	0	0	0	0	0	0	9	9
Not applicable	BK	13,626	354	7,542	353	5,907	1,606	2,992	2,904	2,832	1,419	39,535	39,535

REMARKS: Hand card FA contained response options 1-4. See questions 529 A and 529 C for additional questions asked in this module.

751. Just your best guess—what percentage of the United States population is each group? [INSTRUCTION: PERCENTAGES DO NOT HAVE TO ADD TO 100% AND THE LISTED GROUPS MAY OVERLAP. ENCOURAGE ESTIMATES FOR ALL GROUPS, BUT DISCOURAGE RESPONDENTS REVISING THEIR ESTIMATES.]

A. Whites?

[VAR: USWHT]

RESPONSE	PUNCH	YEAR										COL. 3113-3115	
		1972-82	1982B	1983-87	1987B	1988-91	1993	1994	1996	1998	2000	ALL	
Zero percent	0	0	0	0	0	0	0	0	0	0	0	1	1
.	1-10	0	0	0	0	0	0	0	0	0	0	7	7
.	11-20	0	0	0	0	0	0	0	0	0	0	10	10
.	21-30	0	0	0	0	0	0	0	0	0	0	51	51
.	31-39	0	0	0	0	0	0	0	0	0	0	26	26
.	40-49	0	0	0	0	0	0	0	0	0	0	142	142
.	50-59	0	0	0	0	0	0	0	0	0	0	273	273
.	60-69	0	0	0	0	0	0	0	0	0	0	407	407
.	70-79	0	0	0	0	0	0	0	0	0	0	279	279
.	80-89	0	0	0	0	0	0	0	0	0	0	92	92
.	90-99	0	0	0	0	0	0	0	0	0	0	20	20
100 percent	100	0	0	0	0	0	0	0	0	0	0	10	10
Don't know	998	0	0	0	0	0	0	0	0	0	0	57	57
No answer	999	0	0	0	0	0	0	0	0	0	0	23	23
Not applicable	BK	13,626	354	7,542	353	5,907	1,606	2,992	2,904	2,832	1,419	39,535	39,535

B. Blacks/African-Americans?

[VAR: USBLK]

RESPONSE	PUNCH	YEAR										COL. 3116-3118		
		1972-82	1982B	1983-87	1987B	1988-91	1993	1994	1996	1998	2000	ALL		
Zero percent	0	0	0	0	0	0	0	0	0	0	0	0	0	0
.	1-10	0	0	0	0	0	0	0	0	0	0	0	105	105
.	11-20	0	0	0	0	0	0	0	0	0	0	0	387	387
.	21-30	0	0	0	0	0	0	0	0	0	0	0	346	346
.	31-39	0	0	0	0	0	0	0	0	0	0	0	67	67
.	40-49	0	0	0	0	0	0	0	0	0	0	0	172	172
.	50-59	0	0	0	0	0	0	0	0	0	0	0	117	117
.	60-69	0	0	0	0	0	0	0	0	0	0	0	45	45
.	70-79	0	0	0	0	0	0	0	0	0	0	0	41	41
.	80-89	0	0	0	0	0	0	0	0	0	0	0	13	13
.	90-99	0	0	0	0	0	0	0	0	0	0	0	11	11
100 percent	100	0	0	0	0	0	0	0	0	0	0	0	6	6
Don't know	998	0	0	0	0	0	0	0	0	0	0	0	61	61
No answer	999	0	0	0	0	0	0	0	0	0	0	0	27	27
Not applicable	BK	13,626	354	7,542	353	5,907	1,606	2,992	2,904	2,832	1,419	39,535		

C. Jews?

[VAR: USJEWS]

RESPONSE	PUNCH	YEAR										COL. 3119-3121		
		1972-82	1982B	1983-87	1987B	1988-91	1993	1994	1996	1998	2000	ALL		
Zero percent	0	0	0	0	0	0	0	0	0	0	0	0	15	15
.	1-10	0	0	0	0	0	0	0	0	0	0	0	604	604
.	11-20	0	0	0	0	0	0	0	0	0	0	0	245	245
.	21-30	0	0	0	0	0	0	0	0	0	0	0	175	175
.	31-39	0	0	0	0	0	0	0	0	0	0	0	19	19
.	40-49	0	0	0	0	0	0	0	0	0	0	0	57	57
.	50-59	0	0	0	0	0	0	0	0	0	0	0	40	40
.	60-69	0	0	0	0	0	0	0	0	0	0	0	16	16
.	70-79	0	0	0	0	0	0	0	0	0	0	0	12	12
.	80-89	0	0	0	0	0	0	0	0	0	0	0	11	11
.	90-99	0	0	0	0	0	0	0	0	0	0	0	2	2
100 percent	100	0	0	0	0	0	0	0	0	0	0	0	1	1
Don't know	998	0	0	0	0	0	0	0	0	0	0	0	156	156
No answer	999	0	0	0	0	0	0	0	0	0	0	0	45	45
Not applicable	BK	13,626	354	7,542	353	5,907	1,606	2,992	2,904	2,832	1,419	39,535		

D. Hispanics?

[VAR: USHISP]

RESPONSE	PUNCH	YEAR										COL. 3122-3124		
		1972-82	1982B	1983-87	1987B	1988-91	1993	1994	1996	1998	2000	ALL		
Zero percent	0	0	0	0	0	0	0	0	0	0	0	0	4	4
.	1-10	0	0	0	0	0	0	0	0	0	0	0	352	352
.	11-20	0	0	0	0	0	0	0	0	0	0	0	365	365
.	21-30	0	0	0	0	0	0	0	0	0	0	0	258	258
.	31-39	0	0	0	0	0	0	0	0	0	0	0	35	35
.	40-49	0	0	0	0	0	0	0	0	0	0	0	106	106
.	50-59	0	0	0	0	0	0	0	0	0	0	0	81	81
.	60-69	0	0	0	0	0	0	0	0	0	0	0	25	25
.	70-79	0	0	0	0	0	0	0	0	0	0	0	25	25
.	80-89	0	0	0	0	0	0	0	0	0	0	0	17	17
.	90-99	0	0	0	0	0	0	0	0	0	0	0	7	7
100 percent	100	0	0	0	0	0	0	0	0	0	0	0	2	2
Don't know	998	0	0	0	0	0	0	0	0	0	0	0	91	91
No answer	999	0	0	0	0	0	0	0	0	0	0	0	30	30
Not applicable	BK	13,626	354	7,542	353	5,907	1,606	2,992	2,904	2,832	1,419	39,535		

E. Asian Americans?

[VAR: USASN]

RESPONSE	PUNCH	YEAR									COL. 3125-3127		
		1972-82	1982B	1983-87	1987B	1988-91	1993	1994	1996	1998	2000	ALL	
Zero percent 0		0	0	0	0	0	0	0	0	0	0	5	5
. 1-10		0	0	0	0	0	0	0	0	0	0	630	630
. 11-20		0	0	0	0	0	0	0	0	0	0	294	294
. 21-30		0	0	0	0	0	0	0	0	0	0	162	162
. 31-39		0	0	0	0	0	0	0	0	0	0	13	13
. 40-49		0	0	0	0	0	0	0	0	0	0	62	62
. 50-59		0	0	0	0	0	0	0	0	0	0	49	49
. 60-69		0	0	0	0	0	0	0	0	0	0	20	20
. 70-79		0	0	0	0	0	0	0	0	0	0	10	10
. 80-89		0	0	0	0	0	0	0	0	0	0	6	6
. 90-99		0	0	0	0	0	0	0	0	0	0	3	3
100 percent 100		0	0	0	0	0	0	0	0	0	0	2	2
Don't know 998		0	0	0	0	0	0	0	0	0	0	111	111
No answer 999		0	0	0	0	0	0	0	0	0	0	31	31
Not applicable BK	13,626	354	7,542	353	5,907	1,606	2,992	2,904	2,832	1,419	39,535		

F. American Indians?

[VAR: USAMIND]

RESPONSE	PUNCH	YEAR									COL. 3128-3130		
		1972-82	1982B	1983-87	1987B	1988-91	1993	1994	1996	1998	2000	ALL	
Zero percent 0		0	0	0	0	0	0	0	0	0	0	12	12
. 1-10		0	0	0	0	0	0	0	0	0	0	814	814
. 11-20		0	0	0	0	0	0	0	0	0	0	181	181
. 21-30		0	0	0	0	0	0	0	0	0	0	108	108
. 31-39		0	0	0	0	0	0	0	0	0	0	16	16
. 40-49		0	0	0	0	0	0	0	0	0	0	36	36
. 50-59		0	0	0	0	0	0	0	0	0	0	40	40
. 60-69		0	0	0	0	0	0	0	0	0	0	14	14
. 70-79		0	0	0	0	0	0	0	0	0	0	8	8
. 80-89		0	0	0	0	0	0	0	0	0	0	11	11
. 90-99		0	0	0	0	0	0	0	0	0	0	2	2
100 percent 100		0	0	0	0	0	0	0	0	0	0	6	6
Don't know 998		0	0	0	0	0	0	0	0	0	0	119	119
No answer 999		0	0	0	0	0	0	0	0	0	0	31	31
Not applicable BK	13,626	354	7,542	353	5,907	1,606	2,992	2,904	2,832	1,419	39,535		

752. People may come from one racial group such as being White, Black/African-American, Hispanic, Asian, or American Indian, or people may come from two or more of these groups. What percent of people in the United States today do you think have parents or their ancestors from two or more racial groups?

[VAR: USMIXED]

RESPONSE	PUNCH	YEAR									COL. 3131-3133		
		1972-82	1982B	1983-87	1987B	1988-91	1993	1994	1996	1998	2000	ALL	
Zero percent 0		0	0	0	0	0	0	0	0	0	0	3	3
. 1-10		0	0	0	0	0	0	0	0	0	0	140	140
. 11-20		0	0	0	0	0	0	0	0	0	0	201	201
. 21-30		0	0	0	0	0	0	0	0	0	0	224	224
. 31-39		0	0	0	0	0	0	0	0	0	0	34	34
. 40-49		0	0	0	0	0	0	0	0	0	0	139	139
. 50-59		0	0	0	0	0	0	0	0	0	0	150	150
. 60-69		0	0	0	0	0	0	0	0	0	0	86	86
. 70-79		0	0	0	0	0	0	0	0	0	0	107	107
. 80-89		0	0	0	0	0	0	0	0	0	0	84	84
. 90-99		0	0	0	0	0	0	0	0	0	0	72	72
100 percent 100		0	0	0	0	0	0	0	0	0	0	36	36
Don't know 998		0	0	0	0	0	0	0	0	0	0	81	81
No answer 999		0	0	0	0	0	0	0	0	0	0	41	41
Not applicable BK	13,626	354	7,542	353	5,907	1,606	2,992	2,904	2,832	1,419	39,535		

753. In the next 25 years, which of these groups do you think will increase their share of the population by a

lot, which will increase by a little, which will stay the same, which will decrease by a little, and which will decrease by a lot?

HAND
CARD
FB

A. Whites?

[VAR: WHTCHNG]

RESPONSE	PUNCH	YEAR										COL. 3134	
		1972-82	1982B	1983-87	1987B	1988-91	1993	1994	1996	1998	2000	ALL	
Increase by a lot	1	0	0	0	0	0	0	0	0	0	0	115	115
Increase by a little	2	0	0	0	0	0	0	0	0	0	0	387	387
Stay the same	3	0	0	0	0	0	0	0	0	0	0	468	468
Decrease by a little	4	0	0	0	0	0	0	0	0	0	0	307	307
Decrease by a lot	5	0	0	0	0	0	0	0	0	0	0	77	77
Don't know	8	0	0	0	0	0	0	0	0	0	0	31	31
No answer	9	0	0	0	0	0	0	0	0	0	0	13	13
Not applicable	BK	13,626	354	7,542	353	5,907	1,606	2,992	2,904	2,832	1,419	39,535	

B. Blacks?

[VAR: BLKCHNG]

RESPONSE	PUNCH	YEAR										COL. 3135	
		1972-82	1982B	1983-87	1987B	1988-91	1993	1994	1996	1998	2000	ALL	
Increase by a lot	1	0	0	0	0	0	0	0	0	0	0	344	344
Increase by a little	2	0	0	0	0	0	0	0	0	0	0	624	624
Stay the same	3	0	0	0	0	0	0	0	0	0	0	303	303
Decrease by a little	4	0	0	0	0	0	0	0	0	0	0	60	60
Decrease by a lot	5	0	0	0	0	0	0	0	0	0	0	14	14
Don't know	8	0	0	0	0	0	0	0	0	0	0	37	37
No answer	9	0	0	0	0	0	0	0	0	0	0	16	16
Not applicable	BK	13,626	354	7,542	353	5,907	1,606	2,992	2,904	2,832	1,419	39,535	

C. Jews?

[VAR: JEWSCHNG]

RESPONSE	PUNCH	YEAR										COL. 3136	
		1972-82	1982B	1983-87	1987B	1988-91	1993	1994	1996	1998	2000	ALL	
Increase by a lot	1	0	0	0	0	0	0	0	0	0	0	50	50
Increase by a little	2	0	0	0	0	0	0	0	0	0	0	328	328
Stay the same	3	0	0	0	0	0	0	0	0	0	0	695	695
Decrease by a little	4	0	0	0	0	0	0	0	0	0	0	163	163
Decrease by a lot	5	0	0	0	0	0	0	0	0	0	0	25	25
Don't know	8	0	0	0	0	0	0	0	0	0	0	124	124
No answer	9	0	0	0	0	0	0	0	0	0	0	13	13
Not applicable	BK	13,626	354	7,542	353	5,907	1,606	2,992	2,904	2,832	1,419	39,535	

D. Hispanics or Latin Americans?

[VAR: HISPCHNG]

RESPONSE	PUNCH	YEAR										COL. 3137	
		1972-82	1982B	1983-87	1987B	1988-91	1993	1994	1996	1998	2000	ALL	
Increase by a lot	1	0	0	0	0	0	0	0	0	0	0	618	618
Increase by a little	2	0	0	0	0	0	0	0	0	0	0	531	531
Stay the same	3	0	0	0	0	0	0	0	0	0	0	125	125
Decrease by a little	4	0	0	0	0	0	0	0	0	0	0	30	30
Decrease by a lot	5	0	0	0	0	0	0	0	0	0	0	16	16
Don't know	8	0	0	0	0	0	0	0	0	0	0	65	65
No answer	9	0	0	0	0	0	0	0	0	0	0	13	13
Not applicable	BK	13,626	354	7,542	353	5,907	1,606	2,992	2,904	2,832	1,419	39,535	

E. Asian Americans?

[VAR: ASNCHNG]

RESPONSE	PUNCH	YEAR										COL. 3138	
		1972-82	1982B	1983-87	1987B	1988-91	1993	1994	1996	1998	2000	ALL	
Increase by a lot	1	0	0	0	0	0	0	0	0	0	0	269	269
Increase by a little	2	0	0	0	0	0	0	0	0	0	0	607	607
Stay the same	3	0	0	0	0	0	0	0	0	0	0	341	341
Decrease by a little	4	0	0	0	0	0	0	0	0	0	0	40	40
Decrease by a lot	5	0	0	0	0	0	0	0	0	0	0	17	17
Don't know	8	0	0	0	0	0	0	0	0	0	0	110	110
No answer	9	0	0	0	0	0	0	0	0	0	0	14	14
Not applicable	BK	13,626	354	7,542	353	5,907	1,606	2,992	2,904	2,832	1,419	39,535	39,535

REMARKS: Hand Car d FB contained response options 1-5.

754. When you think about these changes in the racial and ethnic make-up of the country in the next 25 years, do you think they will be a very good thing for the country, a good thing, neither good nor bad, a bad thing, or a very bad thing?

[VAR: ETMCHNG]

RESPONSE	PUNCH	YEAR										COL. 3139	
		1972-82	1982B	1983-87	1987B	1988-91	1993	1994	1996	1998	2000	ALL	
Very good thing	1	0	0	0	0	0	0	0	0	0	0	42	42
Good thing	2	0	0	0	0	0	0	0	0	0	0	301	301
Neither good nor bad	3	0	0	0	0	0	0	0	0	0	0	730	730
Bad thing	4	0	0	0	0	0	0	0	0	0	0	195	195
Very bad thing	5	0	0	0	0	0	0	0	0	0	0	52	52
Don't know	8	0	0	0	0	0	0	0	0	0	0	61	61
No answer	9	0	0	0	0	0	0	0	0	0	0	17	17
Not applicable	BK	13,626	354	7,542	353	5,907	1,606	2,992	2,904	2,832	1,419	39,535	39,535

755. Just your best guess--what percentage of the people who live in your local community is each group?

A. Whites?

[VAR: COMWHT]

RESPONSE	PUNCH	YEAR										COL. 3140-3142	
		1972-82	1982B	1983-87	1987B	1988-91	1993	1994	1996	1998	2000	ALL	
Zero percent	0	0	0	0	0	0	0	0	0	0	0	15	15
.	1-10	0	0	0	0	0	0	0	0	0	0	80	80
.	11-20	0	0	0	0	0	0	0	0	0	0	43	43
.	21-30	0	0	0	0	0	0	0	0	0	0	58	58
.	31-39	0	0	0	0	0	0	0	0	0	0	12	12
.	40-49	0	0	0	0	0	0	0	0	0	0	69	69
.	50-59	0	0	0	0	0	0	0	0	0	0	133	133
.	60-69	0	0	0	0	0	0	0	0	0	0	153	153
.	70-79	0	0	0	0	0	0	0	0	0	0	199	199
.	80-89	0	0	0	0	0	0	0	0	0	0	188	188
.	90-99	0	0	0	0	0	0	0	0	0	0	317	317
100 percent	100	0	0	0	0	0	0	0	0	0	0	70	70
Don't know	998	0	0	0	0	0	0	0	0	0	0	37	37
No answer	999	0	0	0	0	0	0	0	0	0	0	24	24
Not applicable	BK	13,626	354	7,542	353	5,907	1,606	2,992	2,904	2,832	1,419	39,535	39,535

B. Blacks/African-Americans?

[VAR: COMBLK]

RESPONSE	PUNCH	YEAR										COL. 3143-3145		
		1972-82	1982B	1983-87	1987B	1988-91	1993	1994	1996	1998	2000	ALL		
Zero percent	0	0	0	0	0	0	0	0	0	0	0	0	96	96
.	1-10	0	0	0	0	0	0	0	0	0	0	0	589	589
.	11-20	0	0	0	0	0	0	0	0	0	0	0	199	199
.	21-30	0	0	0	0	0	0	0	0	0	0	0	159	159
.	31-39	0	0	0	0	0	0	0	0	0	0	0	13	13
.	40-49	0	0	0	0	0	0	0	0	0	0	0	80	80
.	50-59	0	0	0	0	0	0	0	0	0	0	0	64	64
.	60-69	0	0	0	0	0	0	0	0	0	0	0	20	20
.	70-79	0	0	0	0	0	0	0	0	0	0	0	21	21
.	80-89	0	0	0	0	0	0	0	0	0	0	0	19	19
.	90-99	0	0	0	0	0	0	0	0	0	0	0	35	35
100 percent	100	0	0	0	0	0	0	0	0	0	0	0	13	13
Don't know	998	0	0	0	0	0	0	0	0	0	0	0	45	45
No answer	999	0	0	0	0	0	0	0	0	0	0	0	45	45
Not applicable	BK	13,626	354	7,542	353	5,907	1,606	2,992	2,904	2,832	1,419	39,535		

C. Jews?

[VAR: COMJEWS]

RESPONSE	PUNCH	YEAR										COL. 3146-3148		
		1972-82	1982B	1983-87	1987B	1988-91	1993	1994	1996	1998	2000	ALL		
Zero percent	0	0	0	0	0	0	0	0	0	0	0	0	375	375
.	1-10	0	0	0	0	0	0	0	0	0	0	0	626	626
.	11-20	0	0	0	0	0	0	0	0	0	0	0	76	76
.	21-30	0	0	0	0	0	0	0	0	0	0	0	47	47
.	31-39	0	0	0	0	0	0	0	0	0	0	0	9	9
.	40-49	0	0	0	0	0	0	0	0	0	0	0	12	12
.	50-59	0	0	0	0	0	0	0	0	0	0	0	16	16
.	60-69	0	0	0	0	0	0	0	0	0	0	0	5	5
.	70-79	0	0	0	0	0	0	0	0	0	0	0	3	3
.	80-89	0	0	0	0	0	0	0	0	0	0	0	2	2
.	90-99	0	0	0	0	0	0	0	0	0	0	0	1	1
100 percent	100	0	0	0	0	0	0	0	0	0	0	0	2	2
Don't know	998	0	0	0	0	0	0	0	0	0	0	0	149	149
No answer	999	0	0	0	0	0	0	0	0	0	0	0	75	75
Not applicable	BK	13,626	354	7,542	353	5,907	1,606	2,992	2,904	2,832	1,419	39,535		

D. Hispanics?

[VAR: COMHISP]

RESPONSE	PUNCH	YEAR										COL. 3149-3151		
		1972-82	1982B	1983-87	1987B	1988-91	1993	1994	1996	1998	2000	ALL		
Zero percent	0	0	0	0	0	0	0	0	0	0	0	0	190	190
.	1-10	0	0	0	0	0	0	0	0	0	0	0	628	628
.	11-20	0	0	0	0	0	0	0	0	0	0	0	177	177
.	21-30	0	0	0	0	0	0	0	0	0	0	0	170	170
.	31-39	0	0	0	0	0	0	0	0	0	0	0	18	18
.	40-49	0	0	0	0	0	0	0	0	0	0	0	52	52
.	50-59	0	0	0	0	0	0	0	0	0	0	0	50	50
.	60-69	0	0	0	0	0	0	0	0	0	0	0	19	19
.	70-79	0	0	0	0	0	0	0	0	0	0	0	11	11
.	80-89	0	0	0	0	0	0	0	0	0	0	0	10	10
.	90-99	0	0	0	0	0	0	0	0	0	0	0	8	8
100 percent	100	0	0	0	0	0	0	0	0	0	0	0	1	1
Don't know	998	0	0	0	0	0	0	0	0	0	0	0	69	69
No answer	999	0	0	0	0	0	0	0	0	0	0	0	58	58
Not applicable	BK	13,626	354	7,542	353	5,907	1,606	2,992	2,904	2,832	1,419	39,535		

E. Asian Americans?

[VAR: COMASN]

RESPONSE	PUNCH	YEAR									COL. 3152-3154	
		1972-82	1982B	1983-87	1987B	1988-91	1993	1994	1996	1998	2000	ALL
Zero percent	0	0	0	0	0	0	0	0	0	0	346	346
.	1-10	0	0	0	0	0	0	0	0	0	713	713
.	11-20	0	0	0	0	0	0	0	0	0	100	100
.	21-30	0	0	0	0	0	0	0	0	0	53	53
.	31-39	0	0	0	0	0	0	0	0	0	5	5
.	40-49	0	0	0	0	0	0	0	0	0	16	16
.	50-59	0	0	0	0	0	0	0	0	0	11	11
.	60-69	0	0	0	0	0	0	0	0	0	4	4
.	70-79	0	0	0	0	0	0	0	0	0	2	2
.	80-89	0	0	0	0	0	0	0	0	0	3	3
.	90-99	0	0	0	0	0	0	0	0	0	2	2
100 percent	100	0	0	0	0	0	0	0	0	0	1	1
Don't know	998	0	0	0	0	0	0	0	0	0	82	82
No answer	999	0	0	0	0	0	0	0	0	0	60	60
Not applicable	BK	13,626	354	7,542	353	5,907	1,606	2,992	2,904	2,832	1,419	39,535

F. American Indians

[VAR: COMAMIND]

RESPONSE	PUNCH	YEAR									COL. 3155-3157	
		1972-82	1982B	1983-87	1987B	1988-91	1993	1994	1996	1998	2000	ALL
Zero percent	0	0	0	0	0	0	0	0	0	0	521	521
.	1-10	0	0	0	0	0	0	0	0	0	602	602
.	11-20	0	0	0	0	0	0	0	0	0	51	51
.	21-30	0	0	0	0	0	0	0	0	0	30	30
.	31-39	0	0	0	0	0	0	0	0	0	2	2
.	40-49	0	0	0	0	0	0	0	0	0	8	8
.	50-59	0	0	0	0	0	0	0	0	0	10	10
.	60-69	0	0	0	0	0	0	0	0	0	3	3
.	70-79	0	0	0	0	0	0	0	0	0	1	1
.	80-89	0	0	0	0	0	0	0	0	0	2	2
.	90-99	0	0	0	0	0	0	0	0	0	4	4
100 percent	100	0	0	0	0	0	0	0	0	0	1	1
Don't know	998	0	0	0	0	0	0	0	0	0	97	97
No answer	999	0	0	0	0	0	0	0	0	0	66	66
Not applicable	BK	13,626	354	7,542	353	5,907	1,606	2,992	2,904	2,832	1,419	39,535

**IF EMPLOYED (Q. 1 EQUALS 12 OR 3) ASK Q.756.
IF NOT EMPLOYED (Q.1 EQUALS 4567 OR 8) GO TO Q.757.**

756. How many of the people who work where you work are Hispanic? Are all Hispanic, almost all Hispanic, most Hispanic, about half Hispanic, most not Hispanic, almost none Hispanic, or are none Hispanic?

[VAR: HISPWORK]

RESPONSE	PUNCH	YEAR									COL. 3158	
		1972-82	1982B	1983-87	1987B	1988-91	1993	1994	1996	1998	2000	ALL
All Hispanic	1	0	0	0	0	0	0	0	0	0	8	8
Almost all Hispanic	2	0	0	0	0	0	0	0	0	0	21	21
Most Hispanic	3	0	0	0	0	0	0	0	0	0	24	24
About half Hispanic	4	0	0	0	0	0	0	0	0	0	75	75
Most not Hispanic	5	0	0	0	0	0	0	0	0	0	180	180
Almost none Hispanic	6	0	0	0	0	0	0	0	0	0	269	269
None Hispanic	7	0	0	0	0	0	0	0	0	0	330	330
Don't know	8	0	0	0	0	0	0	0	0	0	14	14
No answer	9	0	0	0	0	0	0	0	0	0	16	16
Not applicable (Punches 4-8 on Col. 9)	BK	13,626	354	7,542	353	5,907	1,606	2,992	2,904	2,832	1880	39996

757. Do you personally know any...?

A. Whites?

[VAR: KNWWHT]

RESPONSE	PUNCH	YEAR										COL. 3159	
		1972-82	1982B	1983-87	1987B	1988-91	1993	1994	1996	1998	2000	ALL	
Yes	1	0	0	0	0	0	0	0	0	0	0	308	308
No	2	0	0	0	0	0	0	0	0	0	0	23	23
Don't know	8	0	0	0	0	0	0	0	0	0	0	0	0
No answer	9	0	0	0	0	0	0	0	0	0	0	24	24
Not applicable (see REMARKS) BK	13,626	354	7,542	353	5,907	1,606	2,992	2,904	2,832	2462	40578		

B. Blacks?

[VAR: KNWBLK]

RESPONSE	PUNCH	YEAR										COL. 3160	
		1972-82	1982B	1983-87	1987B	1988-91	1993	1994	1996	1998	2000	ALL	
Yes	1	0	0	0	0	0	0	0	0	0	1005	1005	
No	2	0	0	0	0	0	0	0	0	0	169	169	
Don't know	8	0	0	0	0	0	0	0	0	0	0	0	
No answer	9	0	0	0	0	0	0	0	0	0	24	24	
Not applicable (see REMARKS) BK	13,626	354	7,542	353	5,907	1,606	2,992	2,904	2,832	1619	39735		

C. Jews?

[VAR: KNWJEW]

RESPONSE	PUNCH	YEAR										COL. 3161	
		1972-82	1982B	1983-87	1987B	1988-91	1993	1994	1996	1998	2000	ALL	
Yes	1	0	0	0	0	0	0	0	0	0	752	752	
No	2	0	0	0	0	0	0	0	0	0	559	559	
Don't know	8	0	0	0	0	0	0	0	0	0	1	1	
No answer	9	0	0	0	0	0	0	0	0	0	50	50	
Not applicable (see REMARKS) BK	13,626	354	7,542	353	5,907	1,606	2,992	2,904	2,832	1,455	39,571		

D. Hispanics or Latin Americans?

[VAR: KNWHISP]

RESPONSE	PUNCH	YEAR										COL. 3162	
		1972-82	1982B	1983-87	1987B	1988-91	1993	1994	1996	1998	2000	ALL	
Yes	1	0	0	0	0	0	0	0	0	0	887	887	
No	2	0	0	0	0	0	0	0	0	0	346	346	
Don't know	8	0	0	0	0	0	0	0	0	0	0	0	
No answer	9	0	0	0	0	0	0	0	0	0	52	52	
Not applicable (see REMARKS) BK	13,626	354	7,542	353	5,907	1,606	2,992	2,904	2,832	1,532	39,648		

E. Asian Americans?

[VAR: KNWASN]

RESPONSE	PUNCH	YEAR										COL. 3163	
		1972-82	1982B	1983-87	1987B	1988-91	1993	1994	1996	1998	2000	ALL	
Yes	1	0	0	0	0	0	0	0	0	0	793	793	
No	2	0	0	0	0	0	0	0	0	0	564	564	
Don't know	8	0	0	0	0	0	0	0	0	0	1	1	
No answer	9	0	0	0	0	0	0	0	0	0	7	7	
Not applicable (see REMARKS) BK	13,626	354	7,542	353	5,907	1,606	2,992	2,904	2,832	1,452	39,568		

REMARKS: Qs. 757A-E were checked against R's race, religion and ethnicity. Whites were not asked Q.757A, Blacks were not asked Q. 757B, Jews were not asked Q. 757C, Hispanics were not asked Q. 757D, and Asians were not asked Q. 757E.

IF Q.757A IS "YES" (PERSONALLY KNOWS ANY WHITES), THEN ASK Q.758A.

IF Q.757A IS “NO” (DOESN’T PERSONALLY KNOW ANY WHITES) OR IF R IS WHITE (Q. 24), THEN GO TO Q. 758.

758. Now, I’m going to ask some questions about these people you personally know.

A. Do you know any of these Whites from when you went to school or college?

[VAR: WHTSCHL]

RESPONSE	PUNCH	YEAR										COL. 3164	
		1972-82	1982B	1983-87	1987B	1988-91	1993	1994	1996	1998	2000	ALL	
Yes	1	0	0	0	0	0	0	0	0	0	0	185	185
No	2	0	0	0	0	0	0	0	0	0	0	111	111
Don’t know	8	0	0	0	0	0	0	0	0	0	0	0	0
No answer	9	0	0	0	0	0	0	0	0	0	0	36	36
Not applicable (Punch 2 on													
Col. 3159 or Punch 1 on													
Col. 110)	BK	13,626	354	7,542	353	5,907	1,606	2,992	2,904	2,832	2,485	40,601	40,601

B. Do you know any of these Whites from the community where you now live?

[VAR: WHTCOM]

RESPONSE	PUNCH	YEAR										COL. 3165	
		1972-82	1982B	1983-87	1987B	1988-91	1993	1994	1996	1998	2000	ALL	
Yes	1	0	0	0	0	0	0	0	0	0	0	232	232
No	2	0	0	0	0	0	0	0	0	0	0	63	63
Don’t know	8	0	0	0	0	0	0	0	0	0	0	0	0
No answer	9	0	0	0	0	0	0	0	0	0	0	37	37
Not applicable (Punch 2 on													
Col. 3159 or Punch 1 on													
Col. 110)	BK	13,626	354	7,542	353	5,907	1,606	2,992	2,904	2,832	2,485	40,601	40,601

C. Do you know any of these Whites as a relative?

[VAR: WHTREL]

RESPONSE	PUNCH	YEAR										COL. 3166	
		1972-82	1982B	1983-87	1987B	1988-91	1993	1994	1996	1998	2000	ALL	
Yes	1	0	0	0	0	0	0	0	0	0	0	130	130
No	2	0	0	0	0	0	0	0	0	0	0	164	164
Don’t know	8	0	0	0	0	0	0	0	0	0	0	0	0
No answer	9	0	0	0	0	0	0	0	0	0	0	38	38
Not applicable (Punch 2 on													
Col. 3159 or Punch 1 on													
Col. 110)	BK	13,626	354	7,542	353	5,907	1,606	2,992	2,904	2,832	2,485	40,601	40,601

IF EMPLOYED (Q. 1 EQUALS 1, 2 OR 3), ASK Q.758D. IF NOT EMPLOYED (Q.1 EQUALS 4, 5, 6, 7 OR 8), GO TO Q758E.

D. Do you know any of these Whites from the place where you work?

[VAR: WHTWRK]

RESPONSE	PUNCH	YEAR										COL. 3167	
		1972-82	1982B	1983-87	1987B	1988-91	1993	1994	1996	1998	2000	ALL	
Yes	1	0	0	0	0	0	0	0	0	0	0	184	184
No	2	0	0	0	0	0	0	0	0	0	0	17	17
Don’t know	8	0	0	0	0	0	0	0	0	0	0	0	0
No answer	9	0	0	0	0	0	0	0	0	0	0	31	31
Not applicable (Punch 2 on													
Col. 3159 or Punch 1 on													
Col. 110 and Punch 4-8 on													
Col. 9)	BK	13,626	354	7,542	353	5,907	1,606	2,992	2,904	2,832	2,585	40,701	40,701

E. Are any or these Whites people that you feel close to?

[VAR: WHTCLS]

RESPONSE	PUNCH	YEAR										COL. 3168	
		1972-82	1982B	1983-87	1987B	1988-91	1993	1994	1996	1998	2000	ALL	
Yes	1	0	0	0	0	0	0	0	0	0	0	190	190
No	2	0	0	0	0	0	0	0	0	0	0	73	73
Don't know	8	0	0	0	0	0	0	0	0	0	0	9	9
No answer	9	0	0	0	0	0	0	0	0	0	0	60	60
Not applicable (Punch 2 on													
Col. 3159 or Punch 1 on													
Col. 110)	BK	13,626	354	7,542	353	5,907	1,606	2,992	2,904	2,832	2,485	40,601	

IF Q.757B IS “YES” (PERSONALLY KNOWS ANY BLACKS), THEN ASK Q.759A.

IF Q.757B IS “NO” (DOESN'T PERSONALLY KNOW ANY BLACKS) OR IF R IS BLACK (Q.24 EQUALS 2), THEN GO TO Q.780.

759. Now, I'm going to ask some questions about these people you personally know.

A. Do you know any of these Blacks from when you went to school or college?

[VAR: BLKSCHL]

RESPONSE	PUNCH	YEAR										COL. 3169	
		1972-82	1982B	1983-87	1987B	1988-91	1993	1994	1996	1998	2000	ALL	
Yes	1	0	0	0	0	0	0	0	0	0	0	469	469
No	2	0	0	0	0	0	0	0	0	0	0	524	524
Don't know	8	0	0	0	0	0	0	0	0	0	0	3	3
No answer	9	0	0	0	0	0	0	0	0	0	0	33	33
Not applicable (Punch 2 on													
Col. 3160 or Punch 2 on													
Col. 110)	BK	13,626	354	7,542	353	5,907	1,606	2,992	2,904	2,832	1,788	39,904	

B. Do you know any of these Blacks from the community where you now live?

[VAR: BLKCOM]

RESPONSE	PUNCH	YEAR										COL. 3170	
		1972-82	1982B	1983-87	1987B	1988-91	1993	1994	1996	1998	2000	ALL	
Yes	1	0	0	0	0	0	0	0	0	0	0	609	609
No	2	0	0	0	0	0	0	0	0	0	0	385	385
Don't know	8	0	0	0	0	0	0	0	0	0	0	1	1
No answer	9	0	0	0	0	0	0	0	0	0	0	34	34
Not applicable (Punch 2 on													
Col. 3160 or Punch 2 on													
Col. 110)	BK	13,626	354	7,542	353	5,907	1,606	2,992	2,904	2,832	1,788	39,904	

C. Do you know any of these Blacks as a relative?

[VAR: BLKREL]

RESPONSE	PUNCH	YEAR										COL. 3171	
		1972-82	1982B	1983-87	1987B	1988-91	1993	1994	1996	1998	2000	ALL	
Yes	1	0	0	0	0	0	0	0	0	0	0	106	106
No	2	0	0	0	0	0	0	0	0	0	0	885	885
Don't know	8	0	0	0	0	0	0	0	0	0	0	3	3
No answer	9	0	0	0	0	0	0	0	0	0	0	35	35
Not applicable (Punch 2 on													
Col. 3160 or Punch 2 on													
Col. 110)	BK	13,626	354	7,542	353	5,907	1,606	2,992	2,904	2,832	1,788	39,904	

IF EMPLOYED (Q.1 EQUALS 1, 2, OR 3), ASK Q.759D.

IF NOT EMPLOYED (Q.1 EQUALS 4, 5, 6, 7, OR 8), GO TO Q.759E.

D. Do you know any of these Blacks from the place where you work?

[VAR: BLKWRK]

RESPONSE	PUNCH	YEAR										COL. 3172	
		1972-82	1982B	1983-87	1987B	1988-91	1993	1994	1996	1998	2000	ALL	
Yes	1	0	0	0	0	0	0	0	0	0	0	494	494
No	2	0	0	0	0	0	0	0	0	0	0	211	211
Don't know	8	0	0	0	0	0	0	0	0	0	0	1	1
No answer	9	0	0	0	0	0	0	0	0	0	0	29	29
Not applicable (Punch 2 on Col. 3160 or Punch 2 on Col. 110 and Punches 4-8 on Col. 9) BK 13,626 354 7,542 353 5,907 1,606 2,992 2,904 2,832 2,082 40,198													

E. Are any of these Blacks people that you feel close to?

[VAR: BLKCLS]

RESPONSE	PUNCH	YEAR										COL. 3173	
		1972-82	1982B	1983-87	1987B	1988-91	1993	1994	1996	1998	2000	ALL	
Yes	1	0	0	0	0	0	0	0	0	0	0	510	510
No	2	0	0	0	0	0	0	0	0	0	0	413	413
Don't know	8	0	0	0	0	0	0	0	0	0	0	17	17
No answer	9	0	0	0	0	0	0	0	0	0	0	89	89
Not applicable (Punch 2 on Col. 3160 or Punch 2 on Col. 110) BK 13,626 354 7,542 353 5,907 1,606 2,992 2,904 2,832 1,788 39,904													

IF Q.757C IS "YES" (PERSONALLY KNOWS ANY JEWS), THEN ASK Q.760A.

IF Q.757C IS "NO" (DOESN'T PERSONALLY KNOW ANY JEWS) OR IF R IS JEWISH (Q.104 EQUALS 3), THEN GO TO Q.761.

760. Now, I'm going to ask some questions about these people you personally know.

A. Do you know any of these Jews from when you went to school or college?

[VAR: JEWSSCHL]

RESPONSE	PUNCH	YEAR										COL. 3174	
		1972-82	1982B	1983-87	1987B	1988-91	1993	1994	1996	1998	2000	ALL	
Yes	1	0	0	0	0	0	0	0	0	0	0	331	331
No	2	0	0	0	0	0	0	0	0	0	0	391	391
Don't know	8	0	0	0	0	0	0	0	0	0	0	6	6
No answer	9	0	0	0	0	0	0	0	0	0	0	74	74
Not applicable (Punch 2 on Col. 3161 or Punch not 3 on Col. 393-394) BK 13,626 354 7,542 353 5,907 1,606 2,992 2,904 2,832 2,015 40,131													

B. Do you know any of these Jews from the community where you now live?

[VAR: JEWSCOM]

RESPONSE	PUNCH	YEAR										COL. 3175	
		1972-82	1982B	1983-87	1987B	1988-91	1993	1994	1996	1998	2000	ALL	
Yes	1	0	0	0	0	0	0	0	0	0	0	334	334
No	2	0	0	0	0	0	0	0	0	0	0	381	381
Don't know	8	0	0	0	0	0	0	0	0	0	0	6	6
No answer	9	0	0	0	0	0	0	0	0	0	0	81	81
Not applicable (Punch 2 on Col. 3161 or Punch not 3 on Col. 393-394) BK 13,626 354 7,542 353 5,907 1,606 2,992 2,904 2,832 2,015 40,131													

C. Do you know any of these Jews as a relative?

[VAR: JEWSREL]

RESPONSE	PUNCH	YEAR										COL. 3176	
		1972-82	1982B	1983-87	1987B	1988-91	1993	1994	1996	1998	2000	ALL	
Yes	1	0	0	0	0	0	0	0	0	0	0	117	117
No	2	0	0	0	0	0	0	0	0	0	0	598	598
Don't know	8	0	0	0	0	0	0	0	0	0	0	5	5
No answer	9	0	0	0	0	0	0	0	0	0	0	82	82
Not applicable (Punch 2 on Col. 3161 or Punch not 3 on Col. 393-394) BK 13,626 354 7,542 353 5,907 1,606 2,992 2,904 2,832 2,015 40,131													

**IF EMPLOYED (Q.1 EQUALS 1, 2, OR 3), ASK Q.760D.
IF NOT EMPLOYED (Q.1 EQUALS 4, 5, 6, 7, OR 8), GO TO Q.760E.**

D. Do you know any of these Jews from the place where you work?

[VAR: JEW SWRK]

RESPONSE	PUNCH	YEAR										COL. 3177	
		1972-82	1982B	1983-87	1987B	1988-91	1993	1994	1996	1998	2000	ALL	
Yes	1	0	0	0	0	0	0	0	0	0	0	253	253
No	2	0	0	0	0	0	0	0	0	0	0	227	227
Don't know	8	0	0	0	0	0	0	0	0	0	0	15	15
No answer	9	0	0	0	0	0	0	0	0	0	0	61	61
Not applicable (Punch 2 on Col. 3161 or Punch not 3 on Col. 393-394 and Punches 4-8 on Col. 9) BK 13,626 354 7,542 353 5,907 1,606 2,992 2,904 2,832 2,261 40,377													

E. Are any of these Jews people that you feel close to?

[VAR: JEW SCLS]

RESPONSE	PUNCH	YEAR										COL. 3178	
		1972-82	1982B	1983-87	1987B	1988-91	1993	1994	1996	1998	2000	ALL	
Yes	1	0	0	0	0	0	0	0	0	0	0	330	330
No	2	0	0	0	0	0	0	0	0	0	0	330	330
Don't know	8	0	0	0	0	0	0	0	0	0	0	19	19
No answer	9	0	0	0	0	0	0	0	0	0	0	123	123
Not applicable (Punch 2 on Col. 3161 or Punch not 3 on Col. 393-394) BK 13,626 354 7,542 353 5,907 1,606 2,992 2,904 2,832 2,015 40,131													

IF Q.757D IS "YES" (PERSONALLY KNOWS ANY HISPANICS), THEN ASK Q.761A.

IF Q.757D IS "NO" (DOESN'T PERSONALLY KNOW ANY HISPANICS) OR IF R IS HISPANIC (Q. 1178 EQUALS 1), THEN GO TO Q.762.

761. Now, I'm going to ask some questions about these people you personally know.

A. Do you know any of these Hispanics from when you went to school or college?

[VAR: HISPSCHL]

RESPONSE	PUNCH	YEAR										COL. 3179	
		1972-82	1982B	1983-87	1987B	1988-91	1993	1994	1996	1998	2000	ALL	
Yes	1	0	0	0	0	0	0	0	0	0	0	369	369
No	2	0	0	0	0	0	0	0	0	0	0	501	501
Don't know	8	0	0	0	0	0	0	0	0	0	0	3	3
No answer	9	0	0	0	0	0	0	0	0	0	0	66	66
Not applicable (Punch 2 on Col. 3162 or Punch 1 on Col. 5000-5001) BK 13,626 354 7,542 353 5,907 1,606 2,992 2,904 2,832 1,878 39,994													

B. Do you know any of these Hispanics from the community where you now live?

[VAR: HISPCOM]

RESPONSE	PUNCH	YEAR										COL. 3180	
		1972-82	1982B	1983-87	1987B	1988-91	1993	1994	1996	1998	2000	ALL	
Yes	1	0	0	0	0	0	0	0	0	0	0	503	503
No	2	0	0	0	0	0	0	0	0	0	0	367	367
Don't know	8	0	0	0	0	0	0	0	0	0	0	1	1
No answer	9	0	0	0	0	0	0	0	0	0	0	68	68
Not applicable (Punch 2 on Col. 3162 or Punch 1 on Col. 5000-5001) . . . BK 13,626 354 7,542 353 5,907 1,606 2,992 2,904 2,832 1,878 39,994													

C. Do you know any of these Hispanics as a relative?

[VAR: HISPREL]

RESPONSE	PUNCH	YEAR										COL. 3181	
		1972-82	1982B	1983-87	1987B	1988-91	1993	1994	1996	1998	2000	ALL	
Yes	1	0	0	0	0	0	0	0	0	0	0	142	142
No	2	0	0	0	0	0	0	0	0	0	0	725	725
Don't know	8	0	0	0	0	0	0	0	0	0	0	3	3
No answer	9	0	0	0	0	0	0	0	0	0	0	69	69
Not applicable (Punch 2 on Col. 3162 or Punch 1 on Col. 5000-5001) . . . BK 13,626 354 7,542 353 5,907 1,606 2,992 2,904 2,832 1,878 39,994													

**IF EMPLOYED (Q.1 EQUALS 1, 2, OR 3), ASK Q.761D.
IF NOT EMPLOYED (Q.1 EQUALS 4, 5, 6, 7, OR 8), GO TO Q.761E.**

D. Do you know any of these Hispanics from the place where you work?

[VAR: HISPWRK]

RESPONSE	PUNCH	YEAR										COL. 3182	
		1972-82	1982B	1983-87	1987B	1988-91	1993	1994	1996	1998	2000	ALL	
Yes	1	0	0	0	0	0	0	0	0	0	0	420	420
No	2	0	0	0	0	0	0	0	0	0	0	206	206
Don't know	8	0	0	0	0	0	0	0	0	0	0	1	1
No answer	9	0	0	0	0	0	0	0	0	0	0	48	48
Not applicable (Punch 2 on Col. 3162 or Punch 1 on Col. 5000-5001 and Punches 4-8 on Col. 9) . . . BK 13,626 354 7,542 353 5,907 1,606 2,992 2,904 2,832 2,142 40,258													

E. Are any of these Hispanics people that you feel close to?

[VAR: HISPCLS]

RESPONSE	PUNCH	YEAR										COL. 3183	
		1972-82	1982B	1983-87	1987B	1988-91	1993	1994	1996	1998	2000	ALL	
Yes	1	0	0	0	0	0	0	0	0	0	0	401	401
No	2	0	0	0	0	0	0	0	0	0	0	408	408
Don't know	8	0	0	0	0	0	0	0	0	0	0	10	10
No answer	9	0	0	0	0	0	0	0	0	0	0	120	120
Not applicable (Punch 2 on Col. 3162 or Punch 1 on Col. 5000-5001) . . . BK 13,626 354 7,542 353 5,907 1,606 2,992 2,904 2,832 1,878 39,994													

IF Q.757E IS “YES” (PERSONALLY KNOWS ANY ASIANS), THEN ASK Q.762A.

IF Q.757E IS “NO” (DOESN’T PERSONALLY KNOW ANY ASIANS) OR R IS ASIAN (QS. 1179A-C EQUAL 4-10), THEN GO TO Q.763.

762. Now, I’m going to ask some questions about these people you personally know.

A. Do you know any of these Asians from when you went to school or college?

[VAR: ASNSCHL]

RESPONSE	PUNCH	YEAR										COL. 3184	
		1972-82	1982B	1983-87	1987B	1988-91	1993	1994	1996	1998	2000	ALL	
Yes	1	0	0	0	0	0	0	0	0	0	0	293	293
No	2	0	0	0	0	0	0	0	0	0	0	475	475
Don’t know	8	0	0	0	0	0	0	0	0	0	0	3	3
No answer	9	0	0	0	0	0	0	0	0	0	0	29	29
Not applicable (Punch 2 on Col. 3163 or Punch 4-10 on Cols. 5002-5007) . . BK 13,626 354 7,542 353 5,907 1,606 2,992 2,904 2,832 2,017 40,133													

B. Do you know any of these Asians from the community where you now live?

[VAR: ASNCOM]

RESPONSE	PUNCH	YEAR										COL. 3185	
		1972-82	1982B	1983-87	1987B	1988-91	1993	1994	1996	1998	2000	ALL	
Yes	1	0	0	0	0	0	0	0	0	0	0	376	376
No	2	0	0	0	0	0	0	0	0	0	0	391	391
Don’t know	8	0	0	0	0	0	0	0	0	0	0	2	2
No answer	9	0	0	0	0	0	0	0	0	0	0	31	31
Not applicable (Punch 2 on Col. 3163 or Punch 4-10 on Cols. 5002-5007) . . BK 13,626 354 7,542 353 5,907 1,606 2,992 2,904 2,832 2,017 40,133													

C. Do you know any of these Asians as a relative?

[VAR: ASNREL]

RESPONSE	PUNCH	YEAR										COL. 3186	
		1972-82	1982B	1983-87	1987B	1988-91	1993	1994	1996	1998	2000	ALL	
Yes	1	0	0	0	0	0	0	0	0	0	0	81	81
No	2	0	0	0	0	0	0	0	0	0	0	686	686
Don’t know	8	0	0	0	0	0	0	0	0	0	0	2	2
No answer	9	0	0	0	0	0	0	0	0	0	0	31	31
Not applicable (Punch 2 on Col. 3163 or Punch 4-10 on Cols. 5002-5007) . . BK 13,626 354 7,542 353 5,907 1,606 2,992 2,904 2,832 2,017 40,133													

IF EMPLOYED (Q.1 EQUALS 1, 2, OR 3) ASK Q.762D.

IF NOT EMPLOYED (Q.1 EQUALS 4, 5, 6, 7, OR 8), GO TO Q.762E.

D. Do you know any of these Asians from the place where you work?

[VAR: ASNWRK]

RESPONSE	PUNCH	YEAR										COL. 3187	
		1972-82	1982B	1983-87	1987B	1988-91	1993	1994	1996	1998	2000	ALL	
Yes	1	0	0	0	0	0	0	0	0	0	0	323	323
No	2	0	0	0	0	0	0	0	0	0	0	250	250
Don’t know	8	0	0	0	0	0	0	0	0	0	0	2	2
No answer	9	0	0	0	0	0	0	0	0	0	0	20	20
Not applicable (Punch 2 on Col. 3163 or Punch 4-10 on Cols. 5002-5007 and Punches 4-8 on Col. 9) . BK 13,626 354 7,542 353 5,907 1,606 2,992 2,904 2,832 2,222 40,338													

E. Are any of these Asians people that you feel close to?

[VAR: ASNCLS]

RESPONSE	PUNCH	YEAR										COL. 3188	
		1972-82	1982B	1983-87	1987B	1988-91	1993	1994	1996	1998	2000	ALL	
Yes	1	0	0	0	0	0	0	0	0	0	0	315	315
No	2	0	0	0	0	0	0	0	0	0	0	410	410
Don't know	8	0	0	0	0	0	0	0	0	0	0	9	9
No answer	9	0	0	0	0	0	0	0	0	0	0	66	66
Not applicable (Punch 2 on Col. 3163 or Punch 4-10 on Cols. 5002-5007)	BK	13,626	354	7,542	353	5,907	1,606	2,992	2,904	2,832	2,017	40,133	

763. Of these groups—whites, blacks, Jews, Hispanics and Latin Americans, Asian Americans, if you had to say, which one (other than your own) do you feel you have the most in common with?

[VAR: MOSTCOM]

RESPONSE	PUNCH	YEAR										COL. 3189	
		1972-82	1982B	1983-87	1987B	1988-91	1993	1994	1996	1998	2000	ALL	
Whites	1	0	0	0	0	0	0	0	0	0	0	286	286
Blacks/African Americans	2	0	0	0	0	0	0	0	0	0	0	213	213
Jews	3	0	0	0	0	0	0	0	0	0	0	180	180
Hispanics	4	0	0	0	0	0	0	0	0	0	0	197	197
Asians	5	0	0	0	0	0	0	0	0	0	0	99	99
Equal in common to all	6	0	0	0	0	0	0	0	0	0	0	221	221
Nothing in common with any	7	0	0	0	0	0	0	0	0	0	0	97	97
Don't know	8	0	0	0	0	0	0	0	0	0	0	75	75
No answer	9	0	0	0	0	0	0	0	0	0	0	30	30
Not applicable	BK	13,626	354	7,542	353	5,907	1,606	2,992	2,904	2,832	1,419	39,535	

764. Of these groups—whites, blacks, Jews, Hispanics and Latin Americans, Asian Americans, if you had to say, which one (other than your own) do you feel you have the least in common with?

[VAR: LEASTCOM]

RESPONSE	PUNCH	YEAR										COL. 3190	
		1972-82	1982B	1983-87	1987B	1988-91	1993	1994	1996	1998	2000	ALL	
Whites	1	0	0	0	0	0	0	0	0	0	0	35	35
Blacks/African Americans	2	0	0	0	0	0	0	0	0	0	0	210	210
Jews	3	0	0	0	0	0	0	0	0	0	0	174	174
Hispanics	4	0	0	0	0	0	0	0	0	0	0	173	173
Asians	5	0	0	0	0	0	0	0	0	0	0	426	426
Equal in common to all	6	0	0	0	0	0	0	0	0	0	0	164	164
Nothing in common with any	7	0	0	0	0	0	0	0	0	0	0	71	71
Don't know	8	0	0	0	0	0	0	0	0	0	0	107	107
No answer	9	0	0	0	0	0	0	0	0	0	0	38	38
Not applicable	BK	13,626	354	7,542	353	5,907	1,606	2,992	2,904	2,832	1,419	39,535	

765. Now I'd like you to imagine a neighborhood that had an ethnic and racial mix you personally would feel most comfortable in. Here is a blank neighborhood card, which depicts some houses that surround your own. Using the letters A for Asian, B for Black, H for Hispanic or Latin American and W for White, please put a letter in each of these houses to represent your preferred neighborhood where you would most like to live. Please be sure to fill in all of the houses.

HAND
CARD
FC

[VAR: NEIETH1]

RESPONSE	PUNCH	YEAR										COL. 3191	
		1972-82	1982B	1983-87	1987B	1988-91	1993	1994	1996	1998	2000	ALL	
B	1	0	0	0	0	0	0	0	0	0	0	266	266
W	2	0	0	0	0	0	0	0	0	0	0	231	231
H	3	0	0	0	0	0	0	0	0	0	0	151	151
A	4	0	0	0	0	0	0	0	0	0	0	510	510
Doesn't matter, Doesn't care, Race not important	5	0	0	0	0	0	0	0	0	0	0	47	47
Rural, No neighbors	6	0	0	0	0	0	0	0	0	0	0	5	5
Mixed race, Two or more races in one house	7	0	0	0	0	0	0	0	0	0	0	5	5
Don't know	8	0	0	0	0	0	0	0	0	0	0	2	2
No answer	9	0	0	0	0	0	0	0	0	0	0	181	181
Not applicable	BK	13,626	354	7,542	353	5,907	1,606	2,992	2,904	2,832	1,419	39,535	

[VAR: NEIETH2]

RESPONSE	PUNCH	YEAR										COL. 3192	
		1972-82	1982B	1983-87	1987B	1988-91	1993	1994	1996	1998	2000	ALL	
B	1	0	0	0	0	0	0	0	0	0	0	128	128
W	2	0	0	0	0	0	0	0	0	0	0	266	266
H	3	0	0	0	0	0	0	0	0	0	0	150	150
A	4	0	0	0	0	0	0	0	0	0	0	629	629
Doesn't matter, Doesn't care, Race not important	5	0	0	0	0	0	0	0	0	0	0	47	47
Rural, No neighbors	6	0	0	0	0	0	0	0	0	0	0	5	5
Mixed race, Two or more races in one house	7	0	0	0	0	0	0	0	0	0	0	5	5
Don't know	8	0	0	0	0	0	0	0	0	0	0	2	2
No answer	9	0	0	0	0	0	0	0	0	0	0	166	166
Not applicable	BK	13,626	354	7,542	353	5,907	1,606	2,992	2,904	2,832	1,419	39,535	

[VAR: NEIETH3]

RESPONSE	PUNCH	YEAR										COL. 3193	
		1972-82	1982B	1983-87	1987B	1988-91	1993	1994	1996	1998	2000	ALL	
B	1	0	0	0	0	0	0	0	0	0	0	115	115
W	2	0	0	0	0	0	0	0	0	0	0	191	191
H	3	0	0	0	0	0	0	0	0	0	0	171	171
A	4	0	0	0	0	0	0	0	0	0	0	699	699
Doesn't matter, Doesn't care, Race not important	5	0	0	0	0	0	0	0	0	0	0	47	47
Rural, No neighbors	6	0	0	0	0	0	0	0	0	0	0	5	5
Mixed race, Two or more races in one house	7	0	0	0	0	0	0	0	0	0	0	7	7
Don't know	8	0	0	0	0	0	0	0	0	0	0	2	2
No answer	9	0	0	0	0	0	0	0	0	0	0	161	161
Not applicable	BK	13,626	354	7,542	353	5,907	1,606	2,992	2,904	2,832	1,419	29,535	

[VAR: NEIETH4]

RESPONSE	PUNCH	YEAR										COL. 3194	
		1972-82	1982B	1983-87	1987B	1988-91	1993	1994	1996	1998	2000	ALL	
B	1	0	0	0	0	0	0	0	0	0	0	109	109
W	2	0	0	0	0	0	0	0	0	0	0	222	222
H	3	0	0	0	0	0	0	0	0	0	0	173	173
A	4	0	0	0	0	0	0	0	0	0	0	667	667
Doesn't matter, Doesn't care, Race not important	5	0	0	0	0	0	0	0	0	0	0	47	47
Rural, No neighbors	6	0	0	0	0	0	0	0	0	0	0	5	5
Mixed race, Two or more races in one house	7	0	0	0	0	0	0	0	0	0	0	7	7
Don't know	8	0	0	0	0	0	0	0	0	0	0	2	2
No answer	9	0	0	0	0	0	0	0	0	0	0	166	166
Not applicable	BK	13,626	354	7,542	353	5,907	1,606	2,992	2,904	2,832	1,419	39,535	

[VAR: NEIETH5]

RESPONSE	PUNCH	YEAR										COL. 3195	
		1972-82	1982B	1983-87	1987B	1988-91	1993	1994	1996	1998	2000	ALL	
B	1	0	0	0	0	0	0	0	0	0	0	196	196
W	2	0	0	0	0	0	0	0	0	0	0	224	224
H	3	0	0	0	0	0	0	0	0	0	0	165	165
A	4	0	0	0	0	0	0	0	0	0	0	574	574
Doesn't matter, Doesn't care, Race not important	5	0	0	0	0	0	0	0	0	0	0	47	47
Rural, No neighbors	6	0	0	0	0	0	0	0	0	0	0	5	5
Mixed race, Two or more races in one house	7	0	0	0	0	0	0	0	0	0	0	5	5
Don't know	8	0	0	0	0	0	0	0	0	0	0	2	2
No answer	9	0	0	0	0	0	0	0	0	0	0	180	180
Not applicable	BK	13,626	354	7,542	353	5,907	1,606	2,992	2,904	2,832	1,419	39,535	

[VAR: NEIETH6]

RESPONSE	PUNCH	YEAR										COL. 3196	
		1972-82	1982B	1983-87	1987B	1988-91	1993	1994	1996	1998	2000	ALL	
B	1	0	0	0	0	0	0	0	0	0	0	180	180
W	2	0	0	0	0	0	0	0	0	0	0	298	298
H	3	0	0	0	0	0	0	0	0	0	0	161	161
A	4	0	0	0	0	0	0	0	0	0	0	514	514
Doesn't matter, Doesn't care, Race not important	5	0	0	0	0	0	0	0	0	0	0	47	47
Rural, No neighbors	6	0	0	0	0	0	0	0	0	0	0	5	5
Mixed race, Two or more races in one house	7	0	0	0	0	0	0	0	0	0	0	7	7
Don't know	8	0	0	0	0	0	0	0	0	0	0	3	3
No answer	9	0	0	0	0	0	0	0	0	0	0	183	183
Not applicable	BK	13,626	354	7,542	353	5,907	1,606	2,992	2,904	2,832	1,419	39,535	

[VAR: NEIETH7]

RESPONSE	PUNCH	YEAR										COL. 3197	
		1972-82	1982B	1983-87	1987B	1988-91	1993	1994	1996	1998	2000	ALL	
B	1	0	0	0	0	0	0	0	0	0	0	149	149
W	2	0	0	0	0	0	0	0	0	0	0	226	226
H	3	0	0	0	0	0	0	0	0	0	0	174	174
A	4	0	0	0	0	0	0	0	0	0	0	628	628
Doesn't matter, Doesn't care, Race not important	5	0	0	0	0	0	0	0	0	0	0	47	47
Rural, No neighbors	6	0	0	0	0	0	0	0	0	0	0	5	5
Mixed race, Two or more races in one house	7	0	0	0	0	0	0	0	0	0	0	6	6
Don't know	8	0	0	0	0	0	0	0	0	0	0	2	2
No answer	9	0	0	0	0	0	0	0	0	0	0	161	161
Not applicable	BK	13,626	354	7,542	353	5,907	1,606	2,992	2,904	2,832	1,419	39,535	

[VAR: NEIETH8]

RESPONSE	PUNCH	YEAR										COL. 3198	
		1972-82	1982B	1983-87	1987B	1988-91	1993	1994	1996	1998	2000	ALL	
B	1	0	0	0	0	0	0	0	0	0	0	102	102
W	2	0	0	0	0	0	0	0	0	0	0	214	214
H	3	0	0	0	0	0	0	0	0	0	0	163	163
A	4	0	0	0	0	0	0	0	0	0	0	698	698
Doesn't matter, Doesn't care, Race not important	5	0	0	0	0	0	0	0	0	0	0	47	47
Rural, No neighbors	6	0	0	0	0	0	0	0	0	0	0	5	5
Mixed race, Two or more races in one house	7	0	0	0	0	0	0	0	0	0	0	6	6
Don't know	8	0	0	0	0	0	0	0	0	0	0	2	2
No answer	9	0	0	0	0	0	0	0	0	0	0	161	161
Not applicable	BK	13,626	354	7,542	353	5,907	1,606	2,992	2,904	2,832	1,419	39,535	

[VAR: NEIETH9]

RESPONSE	PUNCH	YEAR										COL. 3199	
		1972-82	1982B	1983-87	1987B	1988-91	1993	1994	1996	1998	2000	ALL	
B	1	0	0	0	0	0	0	0	0	0	0	162	162
W	2	0	0	0	0	0	0	0	0	0	0	260	260
H	3	0	0	0	0	0	0	0	0	0	0	184	184
A	4	0	0	0	0	0	0	0	0	0	0	549	549
Doesn't matter, Doesn't care, Race not important	5	0	0	0	0	0	0	0	0	0	0	47	47
Rural, No neighbors	6	0	0	0	0	0	0	0	0	0	0	5	5
Mixed race, Two or more races in one house	7	0	0	0	0	0	0	0	0	0	0	6	6
Don't know	8	0	0	0	0	0	0	0	0	0	0	2	2
No answer	9	0	0	0	0	0	0	0	0	0	0	183	183
Not applicable	BK	13,626	354	7,542	353	5,907	1,606	2,992	2,904	2,832	1,419	39,535	

[VAR: NEIETH10]

RESPONSE	PUNCH	YEAR										COL. 3200	
		1972-82	1982B	1983-87	1987B	1988-91	1993	1994	1996	1998	2000	ALL	
B	1	0	0	0	0	0	0	0	0	0	0	235	235
W	2	0	0	0	0	0	0	0	0	0	0	261	261
H	3	0	0	0	0	0	0	0	0	0	0	173	173
A	4	0	0	0	0	0	0	0	0	0	0	488	488
Doesn't matter, Doesn't care, Race not important	5	0	0	0	0	0	0	0	0	0	0	47	47
Rural, No neighbors	6	0	0	0	0	0	0	0	0	0	0	5	5
Mixed race, Two or more races in one house	7	0	0	0	0	0	0	0	0	0	0	6	6
Don't know	8	0	0	0	0	0	0	0	0	0	0	3	3
No answer	9	0	0	0	0	0	0	0	0	0	0	180	180
Not applicable	BK	13,626	354	7,542	353	5,907	1,606	2,992	2,904	2,832	1,419	39,535	

[VAR: NEIETH11]

RESPONSE	PUNCH	YEAR										COL. 3201	
		1972-82	1982B	1983-87	1987B	1988-91	1993	1994	1996	1998	2000	ALL	
B	1	0	0	0	0	0	0	0	0	0	0	134	134
W	2	0	0	0	0	0	0	0	0	0	0	275	275
H	3	0	0	0	0	0	0	0	0	0	0	195	195
A	4	0	0	0	0	0	0	0	0	0	0	574	574
Doesn't matter, Doesn't care, Race not important	5	0	0	0	0	0	0	0	0	0	0	47	47
Rural, No neighbors	6	0	0	0	0	0	0	0	0	0	0	5	5
Mixed race, Two or more races in one house	7	0	0	0	0	0	0	0	0	0	0	5	5
Don't know	8	0	0	0	0	0	0	0	0	0	0	2	2
No answer	9	0	0	0	0	0	0	0	0	0	0	161	161
Not applicable	BK	13,626	354	7,542	353	5,907	1,606	2,992	2,904	2,832	1,419	39,535	

[VAR: NEIETH12]

RESPONSE	PUNCH	YEAR										COL. 3202	
		1972-82	1982B	1983-87	1987B	1988-91	1993	1994	1996	1998	2000	ALL	
B	1	0	0	0	0	0	0	0	0	0	0	112	112
W	2	0	0	0	0	0	0	0	0	0	0	211	211
H	3	0	0	0	0	0	0	0	0	0	0	158	158
A	4	0	0	0	0	0	0	0	0	0	0	691	691
Doesn't matter, Doesn't care, Race not important	5	0	0	0	0	0	0	0	0	0	0	47	47
Rural, No neighbors	6	0	0	0	0	0	0	0	0	0	0	5	5
Mixed race, Two or more races in one house	7	0	0	0	0	0	0	0	0	0	0	8	8
Don't know	8	0	0	0	0	0	0	0	0	0	0	2	2
No answer	9	0	0	0	0	0	0	0	0	0	0	164	164
Not applicable	BK 13,626	354	7,542	353	5,907	1,606	2,992	2,904	2,832	1,419	39,535		

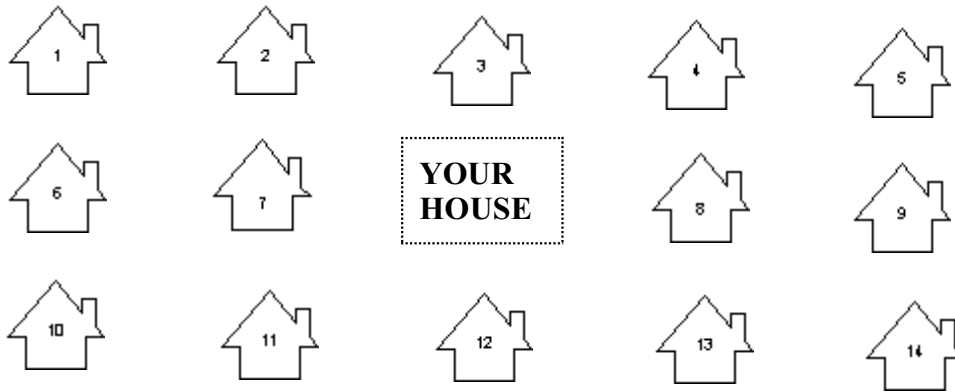
[VAR: NEIETH13]

RESPONSE	PUNCH	YEAR										COL. 3203	
		1972-82	1982B	1983-87	1987B	1988-91	1993	1994	1996	1998	2000	ALL	
B	1	0	0	0	0	0	0	0	0	0	0	167	167
W	2	0	0	0	0	0	0	0	0	0	0	195	195
H	3	0	0	0	0	0	0	0	0	0	0	203	203
A	4	0	0	0	0	0	0	0	0	0	0	608	608
Doesn't matter, Doesn't care, Race not important	5	0	0	0	0	0	0	0	0	0	0	47	47
Rural, No neighbors	6	0	0	0	0	0	0	0	0	0	0	5	5
Mixed race, Two or more races in one house	7	0	0	0	0	0	0	0	0	0	0	6	6
Don't know	8	0	0	0	0	0	0	0	0	0	0	2	2
No answer	9	0	0	0	0	0	0	0	0	0	0	165	165
Not applicable	BK 13,626	354	7,542	353	5,907	1,606	2,992	2,904	2,832	1,419	39,535		

[VAR: NEIETH14]

RESPONSE	PUNCH	YEAR										COL. 3204	
		1972-82	1982B	1983-87	1987B	1988-91	1993	1994	1996	1998	2000	ALL	
B	1	0	0	0	0	0	0	0	0	0	0	176	176
W	2	0	0	0	0	0	0	0	0	0	0	266	266
H	3	0	0	0	0	0	0	0	0	0	0	183	183
A	4	0	0	0	0	0	0	0	0	0	0	532	532
Doesn't matter, Doesn't care, Race not important	5	0	0	0	0	0	0	0	0	0	0	47	47
Rural, No neighbors	6	0	0	0	0	0	0	0	0	0	0	5	5
Mixed race, Two or more races in one house	7	0	0	0	0	0	0	0	0	0	0	6	6
Don't know	8	0	0	0	0	0	0	0	0	0	0	2	2
No answer	9	0	0	0	0	0	0	0	0	0	0	181	181
Not applicable	BK 13,626	354	7,542	353	5,907	1,606	2,992	2,904	2,832	1,419	39,535		

REMARKS: Hand Card FC was a graphical depiction of 14 houses surrounding "your house." Respondents were asked to fill in letters in each house to represent a most desirable racial-ethnic mix. In the sheet given to respondents, houses were empty and an A, B, H, or W was to go into the middle of each house. Here, numbers have been placed in the houses to clarify which variable pertains to which house. House #1 is NEIETH1, House #2 is NEIETH2, etc.



766. **IF ATTENDED HIGH SCHOOL (Q.15), ASK IN TERMS OF “HIGH SCHOOL.” IF LEFT SCHOOL BEFORE HIGH SCHOOL, ASK IN TERMS OF “THE LAST SCHOOL YOU ATTENDED.”**

- A. Was the high school/last school you attended all white, mostly white, about half white and half other races, mostly other races, or all other races?

[VAR: HSWHT]

RESPONSE	PUNCH	YEAR										COL. 3210	
		1972-82	1982B	1983-87	1987B	1988-91	1993	1994	1996	1998	2000	ALL	
All white	1	0	0	0	0	0	0	0	0	0	0	286	286
Mostly white	2	0	0	0	0	0	0	0	0	0	0	444	444
About half white and half other races	3	0	0	0	0	0	0	0	0	0	0	159	159
All other races	4	0	0	0	0	0	0	0	0	0	0	45	45
All other races	5	0	0	0	0	0	0	0	0	0	0	55	55
Not all white	6	0	0	0	0	0	0	0	0	0	0	358	358
Don't know	8	0	0	0	0	0	0	0	0	0	0	0	0
No answer	9	0	0	0	0	0	0	0	0	0	0	51	51
Not applicable	BK	13,626	354	7,542	353	5,907	1,606	2,992	2,904	2,832	1,419	39,535	

IF NOT “ALL WHITE,” ASK A:

- B. Besides Whites, what was the largest racial group in your high school/the last school you attended—Blacks/African Americans, Hispanics, Asians, or American Indians?

[VAR: HSETH]

RESPONSE	PUNCH	YEAR										COL. 3211	
		1972-82	1982B	1983-87	1987B	1988-91	1993	1994	1996	1998	2000	ALL	
Blacks/African-Americans	1	0	0	0	0	0	0	0	0	0	0	606	606
Hispanics	2	0	0	0	0	0	0	0	0	0	0	223	223
Asians	3	0	0	0	0	0	0	0	0	0	0	106	106
American Indians	4	0	0	0	0	0	0	0	0	0	0	28	28
All, Mixed	5	0	0	0	0	0	0	0	0	0	0	5	5
Two or more groups	6	0	0	0	0	0	0	0	0	0	0	3	3
Don't know	8	0	0	0	0	0	0	0	0	0	0	66	66
No answer	9	0	0	0	0	0	0	0	0	0	0	74	74
Not applicable	BK	13,626	354	7,542	353	5,907	1,606	2,992	2,904	2,832	1,706	39,822	

767. Do you personally ever use a computer at home, at work, or at some other location?

[VAR: COMPUSE]

RESPONSE	PUNCH	YEAR										COL. 3212		
		1972-82	1982B	1983-87	1987B	1988-91	1993	1994	1996	1998	2000	ALL		
Yes . . . (GO TO Q.767B) . . . 1		0	0	0	0	0	0	0	0	0	0	0	1,360	1,360
No (GO TO Q.767A) . . . 2		0	0	0	0	0	0	0	0	0	0	0	993	993
Don't know 8		0	0	0	0	0	0	0	0	0	0	0	0	0
No answer 9		0	0	0	0	0	0	0	0	0	0	0	10	10
Not applicable BK		13,626	354	7,542	353	5,907	1,606	2,992	2,904	2,832	454	38,570		

A. Do you have access to the Internet or World Wide Web in your home through Web TV?

[VAR: WEBTV]

RESPONSE	PUNCH	YEAR										COL. 3213		
		1972-82	1982B	1983-87	1987B	1988-91	1993	1994	1996	1998	2000	ALL		
Yes (GO TO Q.767B) . . . 1		0	0	0	0	0	0	0	0	0	0	23	23	
No (GO TO SECTION G) 2		0	0	0	0	0	0	0	0	0	0	970	970	
Don't know 8		0	0	0	0	0	0	0	0	0	0	0	0	
No answer 9		0	0	0	0	0	0	0	0	0	0	10	10	
Not applicable BK		13,626	354	7,542	353	5,907	1,606	2,992	2,904	2,832	1,814	39,930		

B. About how many minutes or hours per week do you spend sending and answering electronic mail or e-mail?

[VAR: EMAILMIN]

RESPONSE	PUNCH	YEAR										COL. 3214-3215		
		1972-82	1982B	1983-87	1987B	1988-91	1993	1994	1996	1998	2000	ALL		
Zero Minutes 0		0	0	0	0	0	0	0	0	0	0	1,078	1,078	
. 1-14		0	0	0	0	0	0	0	0	0	0	73	73	
. 15-29		0	0	0	0	0	0	0	0	0	0	50	50	
. 30-44		0	0	0	0	0	0	0	0	0	0	115	115	
. 45-59		0	0	0	0	0	0	0	0	0	0	5	5	
Don't know 98		0	0	0	0	0	0	0	0	0	0	4	4	
No answer 99		0	0	0	0	0	0	0	0	0	0	68	68	
Not applicable (Punch 2 on Cols. 3325 and 3326) . . . BK		13,626	354	7,542	353	5,907	1,606	2,992	2,904	2,832	1,424	39,540		

[VAR: EMAILHR]

RESPONSE	PUNCH	YEAR										COL. 3216-3218		
		1972-82	1982B	1983-87	1987B	1988-91	1993	1994	1996	1998	2000	ALL		
Zero hours 0		0	0	0	0	0	0	0	0	0	0	538	538	
. 1		0	0	0	0	0	0	0	0	0	0	205	205	
. 2		0	0	0	0	0	0	0	0	0	0	138	138	
. 3		0	0	0	0	0	0	0	0	0	0	98	98	
. 4		0	0	0	0	0	0	0	0	0	0	48	48	
. 5-9		0	0	0	0	0	0	0	0	0	0	150	150	
. 10-997		0	0	0	0	0	0	0	0	0	0	144	144	
Don't know 998		0	0	0	0	0	0	0	0	0	0	4	4	
No answer 999		0	0	0	0	0	0	0	0	0	0	68	68	
Not applicable (Punch 2 on Cols. 3325 and 3326) . . . BK		13,626	354	7,542	353	5,907	1,606	2,992	2,904	2,832	1,424	39,540		

REMARKS: Responses for Question 767 B were collapsed for display purposes.

768. Other than for e-mail, do you ever use the Internet or World Wide Web? [INTERVIEWER: TREAT THESE AS THE SAME]

[VAR: USEWWW]

RESPONSE	PUNCH	YEAR										COL. 3219
		1972-82	1982B	1983-87	1987B	1988-91	1993	1994	1996	1998	2000	ALL
Yes (Go to Q.769) . 1	0	0	0	0	0	0	0	0	0	0	1,000	1,000
No (Go to Q.770) . 2	0	0	0	0	0	0	0	0	0	0	339	339
Don't know 8	0	0	0	0	0	0	0	0	0	0	0	0
No answer 9	0	0	0	0	0	0	0	0	0	0	54	54
Not applicable (Punch 2 on Cols. 3325 and 3326) . . BK	13,626	354	7,542	353	5,907	1,606	2,992	2,904	2,832	1,424	39,540	

769. Not counting e-mail, about how many minutes or hours per week do you use the Web? (Include time you spend visiting regular web sites and time spent using interactive Internet services like chat rooms, Usenet groups, discussion forums, bulletin boards, and the like.)

A. Hours per week?

[VAR: WWWHR]

RESPONSE	PUNCH	YEAR										COL. 3220-3222
		1972-82	1982B	1983-87	1987B	1988-91	1993	1994	1996	1998	2000	ALL
Zero Hours 0	0	0	0	0	0	0	0	0	0	0	202	202
. 1	0	0	0	0	0	0	0	0	0	0	163	163
. 2	0	0	0	0	0	0	0	0	0	0	143	143
. 3	0	0	0	0	0	0	0	0	0	0	75	75
. 4	0	0	0	0	0	0	0	0	0	0	60	60
. 5-9	0	0	0	0	0	0	0	0	0	0	94	94
. 10-997	0	0	0	0	0	0	0	0	0	0	179	179
Don't know 998	0	0	0	0	0	0	0	0	0	0	1	1
No answer 999	0	0	0	0	0	0	0	0	0	0	55	55
Not applicable (Punch 2 on Cols. 3325, 3326, and 3231) BK	13,626	354	7,542	353	5,907	1,606	2,992	2,904	2,832	1,763	39,879	

B. Minutes per week?

[VAR: WWWMIN]

RESPONSE	PUNCH	YEAR										COL. 3223-3224
		1972-82	1982B	1983-87	1987B	1988-91	1993	1994	1996	1998	2000	ALL
Zero Minutes 0	0	0	0	0	0	0	0	0	0	0	802	802
. 1-14	0	0	0	0	0	0	0	0	0	0	64	64
. 15-29	0	0	0	0	0	0	0	0	0	0	32	32
. 30-44	0	0	0	0	0	0	0	0	0	0	87	87
. 45-59	0	0	0	0	0	0	0	0	0	0	13	13
Don't know 98	0	0	0	0	0	0	0	0	0	0	1	1
No answer 99	0	0	0	0	0	0	0	0	0	0	55	55
Not applicable (Punch 2 on Cols. 3325, 3326, and 3231) BK	13,626	354	7,542	353	5,907	1,606	2,992	2,904	2,832	1,763	39,879	

REMARKS: Responses for Question 769 B were collapsed for display purposes.

770. Earlier you mentioned that you spend [number in answer to Q.769] (minutes/hours) using the World Wide Web in a typical week. About how many of those do you spend using chat rooms, news groups, bulletin boards, discussion forums, and other forms of on-line interaction with other Net users—not just browsing on your own?

A. Hours per week?

[VAR: CHATHR]

RESPONSE	PUNCH	YEAR								COL. 3225-3227		
		1972-82	1982B	1983-87	1987B	1988-91	1993	1994	1996	1998	2000	ALL
Zero Hours	0	0	0	0	0	0	0	0	0	0	485	485
.	1	0	0	0	0	0	0	0	0	0	49	49
.	2	0	0	0	0	0	0	0	0	0	35	35
.	3	0	0	0	0	0	0	0	0	0	15	15
.	4	0	0	0	0	0	0	0	0	0	10	10
.	5-9	0	0	0	0	0	0	0	0	0	34	34
.	10-997	0	0	0	0	0	0	0	0	0	26	26
Don't know	998	0	0	0	0	0	0	0	0	0	3	3
No answer	999	0	0	0	0	0	0	0	0	0	86	86
Not applicable (SEE REMARKS) BK		13,626	354	7,542	353	5,907	1,606	2,992	2,904	2,832	2,074	40,190

B. Minutes per week?

[VAR: CHATMIN]

RESPONSE	PUNCH	YEAR								COL. 3228-3229		
		1972-82	1982B	1983-87	1987B	1988-91	1993	1994	1996	1998	2000	ALL
Zero Minutes	0	0	0	0	0	0	0	0	0	0	597	597
.	1-14	0	0	0	0	0	0	0	0	0	12	12
.	15-29	0	0	0	0	0	0	0	0	0	12	12
.	30-44	0	0	0	0	0	0	0	0	0	33	33
.	45-59	0	0	0	0	0	0	0	0	0	0	0
Don't know	98	0	0	0	0	0	0	0	0	0	3	3
No answer	99	0	0	0	0	0	0	0	0	0	86	86
Not applicable (SEE REMARKS) BK		13,626	354	7,542	353	5,907	1,606	2,992	2,904	2,832	2,074	40,190

REMARKS: In 2000, filter logic for the computer questions varied across versions of the survey. In Version 4, computer questions were asked of respondents who: 1) used a computer (Q.767= 1) or Web-TV (Q.767A= 1); and 2) ever used the Web (Q.768= 1); and 3) used the Web more than 0 minutes per week (Q.769A> 0) or (Q.769B> 0). In Versions 5 and 6, computer questions were asked of respondents who: 1) used a computer (Q.767= 1) or Web-TV (Q.767A= 1); and 2) ever used the Web (Q.768= 1); and 3) used the Web at least 1 hour per week (Q.769A≥1). In Versions 1 and 2, computer questions were asked of respondents who: 1) used a computer (Q.767= 1) or Web-TV (Q.767A= 1); and 2) ever used the Web (Q.768= 1); and 3) used the Web at least 4 hours per week (Q.769A≥4).

Responses for Question 770 A and B were collapsed for display purposes.

771. Now I'd like to ask you about how you navigate around the Web. How frequently do you use each of the following ways of getting to the web sites you visit:

A. Use a direct link from your starting page (the page that you see when you go onto the web.)?

[VAR: DRCTLINK]

RESPONSE	PUNCH	YEAR										COL. 3240	
		1972-82	1982B	1983-87	1987B	1988-91	1993	1994	1996	1998	2000	ALL	
Never	1	0	0	0	0	0	0	0	0	0	0	106	106
Less than half of the time	2	0	0	0	0	0	0	0	0	0	0	156	156
About half of the time	3	0	0	0	0	0	0	0	0	0	0	97	97
More than half of the time	4	0	0	0	0	0	0	0	0	0	0	82	82
Almost always	5	0	0	0	0	0	0	0	0	0	0	224	224
Don't know	8	0	0	0	0	0	0	0	0	0	0	0	0
No answer	9	0	0	0	0	0	0	0	0	0	0	77	77
Not applicable (SEE REMARKS) BK		13,626	354	7,542	353	5,907	1,606	2,992	2,904	2,832	2,075	40,191	

B. Type (or paste in) the web address yourself?

[VAR: TYPEURL]

RESPONSE	PUNCH	YEAR										COL. 3241	
		1972-82	1982B	1983-87	1987B	1988-91	1993	1994	1996	1998	2000	ALL	
Never	1	0	0	0	0	0	0	0	0	0	0	90	90
Less than half of the time	2	0	0	0	0	0	0	0	0	0	0	188	188
About half of the time	3	0	0	0	0	0	0	0	0	0	0	135	135
More than half of the time	4	0	0	0	0	0	0	0	0	0	0	113	113
Almost always	5	0	0	0	0	0	0	0	0	0	0	135	135
Don't know	8	0	0	0	0	0	0	0	0	0	0	0	0
No answer	9	0	0	0	0	0	0	0	0	0	0	81	81
Not applicable (SEE REMARKS) BK		13,626	354	7,542	353	5,907	1,606	2,992	2,904	2,832	2,075	40,191	

C. Use a search engine?

[VAR: SRCHENG]

RESPONSE	PUNCH	YEAR										COL. 3243	
		1972-82	1982B	1983-87	1987B	1988-91	1993	1994	1996	1998	2000	ALL	
Never	1	0	0	0	0	0	0	0	0	0	0	83	83
Less than half of the time	2	0	0	0	0	0	0	0	0	0	0	231	231
About half of the time	3	0	0	0	0	0	0	0	0	0	0	160	160
More than half of the time	4	0	0	0	0	0	0	0	0	0	0	94	94
Almost always	5	0	0	0	0	0	0	0	0	0	0	96	96
Don't know	8	0	0	0	0	0	0	0	0	0	0	1	1
No answer	9	0	0	0	0	0	0	0	0	0	0	77	77
Not applicable (SEE REMARKS) BK		13,626	354	7,542	353	5,907	1,606	2,992	2,904	2,832	2,075	40,191	

D. Use a bookmark?

[VAR: BOOKMARK]

RESPONSE	PUNCH	YEAR										COL. 3244	
		1972-82	1982B	1983-87	1987B	1988-91	1993	1994	1996	1998	2000	ALL	
Never	1	0	0	0	0	0	0	0	0	0	0	276	276
Less than half of the time	2	0	0	0	0	0	0	0	0	0	0	140	140
About half of the time	3	0	0	0	0	0	0	0	0	0	0	92	92
More than half of the time	4	0	0	0	0	0	0	0	0	0	0	80	80
Almost always	5	0	0	0	0	0	0	0	0	0	0	68	68
Don't know	8	0	0	0	0	0	0	0	0	0	0	0	0
No answer	9	0	0	0	0	0	0	0	0	0	0	86	86
Not applicable (SEE REMARKS) BK		13,626	354	7,542	353	5,907	1,606	2,992	2,904	2,832	2,075	40,191	

E. Go to a category directory or web guide and select an option?

[VAR: CATDRCTY]

RESPONSE	PUNCH	YEAR										COL. 3245	
		1972-82	1982B	1983-87	1987B	1988-91	1993	1994	1996	1998	2000	ALL	
Never	1	0	0	0	0	0	0	0	0	0	0	233	233
Less than half of the time	2	0	0	0	0	0	0	0	0	0	0	227	227
About half of the time	3	0	0	0	0	0	0	0	0	0	0	110	110
More than half of the time	4	0	0	0	0	0	0	0	0	0	0	50	50
Almost always	5	0	0	0	0	0	0	0	0	0	0	41	41
Don't know	8	0	0	0	0	0	0	0	0	0	0	1	1
No answer	9	0	0	0	0	0	0	0	0	0	0	80	80
Not applicable (SEE REMARKS)	BK	13,626	354	7,542	353	5,907	1,606	2,992	2,904	2,832	2,075	40,191	

F. Go from a hyperlink in another site that you are visiting?

[VAR: HYPERLNK]

RESPONSE	PUNCH	YEAR										COL. 3246	
		1972-82	1982B	1983-87	1987B	1988-91	1993	1994	1996	1998	2000	ALL	
Never	1	0	0	0	0	0	0	0	0	0	0	179	179
Less than half of the time	2	0	0	0	0	0	0	0	0	0	0	282	282
About half of the time	3	0	0	0	0	0	0	0	0	0	0	112	112
More than half of the time	4	0	0	0	0	0	0	0	0	0	0	58	58
Almost always	5	0	0	0	0	0	0	0	0	0	0	32	32
Don't know	8	0	0	0	0	0	0	0	0	0	0	0	0
No answer	9	0	0	0	0	0	0	0	0	0	0	79	79
Not applicable (SEE REMARKS)	BK	13,626	354	7,542	353	5,907	1,606	2,992	2,904	2,832	2,075	40,191	

REMARKS: In 2000, filter logic for the computer questions varied across versions of the survey. In Version 4, computer questions were asked of respondents who: 1) used a computer (Q.767= 1) or Web-TV (Q.767A= 1); and 2) ever used the Web (Q.768= 1); and 3) used the Web more than 0 minutes per week (Q.769A> 0) or (Q.769B> 0). In Versions 5 and 6, computer questions were asked of respondents who: 1) used a computer (Q.767= 1) or Web-TV (Q.767A= 1); and 2) ever used the Web (Q.768= 1); and 3) used the Web at least 1 hour per week (Q.769A ≥ 1). In Versions 1 and 2, computer questions were asked of respondents who: 1) used a computer (Q.767= 1) or Web-TV (Q.767A= 1); and 2) ever used the Web (Q.768= 1); and 3) used the Web at least 4 hours per week (Q.769A ≥ 4).

772. In the past 30 days, how often have you visited a web site for?

A. Financial information?

[VAR: FIN30]

RESPONSE	PUNCH	YEAR										COL. 3247	
		1972-82	1982B	1983-87	1987B	1988-91	1993	1994	1996	1998	2000	ALL	
Never	1	0	0	0	0	0	0	0	0	0	0	303	303
1-2 times	2	0	0	0	0	0	0	0	0	0	0	158	158
3-5 times	3	0	0	0	0	0	0	0	0	0	0	63	63
More than 5 times	4	0	0	0	0	0	0	0	0	0	0	145	145
Don't know	8	0	0	0	0	0	0	0	0	0	0	0	0
No answer	9	0	0	0	0	0	0	0	0	0	0	73	73
Not applicable (SEE REMARKS)	BK	13,626	354	7,542	353	5,907	1,606	2,992	2,904	2,832	2,075	40,191	

B. Sites related to a school that you or your children attend?

[VAR: SCHL30]

RESPONSE	PUNCH	YEAR										COL. 3248	
		1972-82	1982B	1983-87	1987B	1988-91	1993	1994	1996	1998	2000	ALL	
Never	1	0	0	0	0	0	0	0	0	0	0	509	509
1-2 times	2	0	0	0	0	0	0	0	0	0	0	82	82
3-5 times	3	0	0	0	0	0	0	0	0	0	0	24	24
More than 5 times	4	0	0	0	0	0	0	0	0	0	0	52	52
Don't know	8	0	0	0	0	0	0	0	0	0	0	0	0
No answer	9	0	0	0	0	0	0	0	0	0	0	75	75
Not applicable (SEE REMARKS) BK		13,626	354	7,542	353	5,907	1,606	2,992	2,904	2,832	2,075	40,191	

C. Other educational site?

[VAR: EDUC30]

RESPONSE	PUNCH	YEAR										COL. 3249	
		1972-82	1982B	1983-87	1987B	1988-91	1993	1994	1996	1998	2000	ALL	
Never	1	0	0	0	0	0	0	0	0	0	0	290	290
1-2 times	2	0	0	0	0	0	0	0	0	0	0	193	193
3-5 times	3	0	0	0	0	0	0	0	0	0	0	105	105
More than 5 times	4	0	0	0	0	0	0	0	0	0	0	79	79
Don't know	8	0	0	0	0	0	0	0	0	0	0	0	0
No answer	9	0	0	0	0	0	0	0	0	0	0	75	75
Not applicable (SEE REMARKS) BK		13,626	354	7,542	353	5,907	1,606	2,992	2,904	2,832	2,075	40,191	

D. Sites related to your work?

[VAR: WORK30]

RESPONSE	PUNCH	YEAR										COL. 3250	
		1972-82	1982B	1983-87	1987B	1988-91	1993	1994	1996	1998	2000	ALL	
Never	1	0	0	0	0	0	0	0	0	0	0	262	262
1-2 times	2	0	0	0	0	0	0	0	0	0	0	108	108
3-5 times	3	0	0	0	0	0	0	0	0	0	0	82	82
More than 5 times	4	0	0	0	0	0	0	0	0	0	0	215	215
Don't know	8	0	0	0	0	0	0	0	0	0	0	0	0
No answer	9	0	0	0	0	0	0	0	0	0	0	75	75
Not applicable (SEE REMARKS) BK		13,626	354	7,542	353	5,907	1,606	2,992	2,904	2,832	2,075	40,191	

E. News and current events?

[VAR: NEWS30]

RESPONSE	PUNCH	YEAR										COL. 3251	
		1972-82	1982B	1983-87	1987B	1988-91	1993	1994	1996	1998	2000	ALL	
Never	1	0	0	0	0	0	0	0	0	0	0	153	153
1-2 times	2	0	0	0	0	0	0	0	0	0	0	186	186
3-5 times	3	0	0	0	0	0	0	0	0	0	0	120	120
More than 5 times	4	0	0	0	0	0	0	0	0	0	0	209	209
Don't know	8	0	0	0	0	0	0	0	0	0	0	0	0
No answer	9	0	0	0	0	0	0	0	0	0	0	74	74
Not applicable (SEE REMARKS) BK		13,626	354	7,542	353	5,907	1,606	2,992	2,904	2,832	2,075	40,191	

F. Government information?

[VAR: GOVT30]

RESPONSE	PUNCH	YEAR										COL. 3252	
		1972-82	1982B	1983-87	1987B	1988-91	1993	1994	1996	1998	2000	ALL	
Never	1	0	0	0	0	0	0	0	0	0	0	360	360
1-2 times	2	0	0	0	0	0	0	0	0	0	0	191	191
3-5 times	3	0	0	0	0	0	0	0	0	0	0	58	58
More than 5 times	4	0	0	0	0	0	0	0	0	0	0	59	59
Don't know	8	0	0	0	0	0	0	0	0	0	0	0	0
No answer	9	0	0	0	0	0	0	0	0	0	0	74	74
Not applicable (SEE REMARKS) BK		13,626	354	7,542	353	5,907	1,606	2,992	2,904	2,832	2,075	40,191	

G. Political information?

[VAR: POL30]

RESPONSE	PUNCH	YEAR										COL. 3253	
		1972-82	1982B	1983-87	1987B	1988-91	1993	1994	1996	1998	2000	ALL	
Never	1	0	0	0	0	0	0	0	0	0	0	467	467
1-2 times	2	0	0	0	0	0	0	0	0	0	0	124	124
3-5 times	3	0	0	0	0	0	0	0	0	0	0	41	41
More than 5 times	4	0	0	0	0	0	0	0	0	0	0	35	35
Don't know	8	0	0	0	0	0	0	0	0	0	0	0	0
No answer	9	0	0	0	0	0	0	0	0	0	0	75	75
Not applicable (SEE REMARKS) BK		13,626	354	7,542	353	5,907	1,606	2,992	2,904	2,832	2,075	40,191	

H. Travel?

[VAR: TRAVEL30]

RESPONSE	PUNCH	YEAR										COL. 3254	
		1972-82	1982B	1983-87	1987B	1988-91	1993	1994	1996	1998	2000	ALL	
Never	1	0	0	0	0	0	0	0	0	0	0	230	230
1-2 times	2	0	0	0	0	0	0	0	0	0	0	233	233
3-5 times	3	0	0	0	0	0	0	0	0	0	0	111	111
More than 5 times	4	0	0	0	0	0	0	0	0	0	0	95	95
Don't know	8	0	0	0	0	0	0	0	0	0	0	0	0
No answer	9	0	0	0	0	0	0	0	0	0	0	73	73
Not applicable (SEE REMARKS) BK		13,626	354	7,542	353	5,907	1,606	2,992	2,904	2,832	2,075	40,191	

I. Sports?

[VAR: SPORTS30]

RESPONSE	PUNCH	YEAR										COL. 3255	
		1972-82	1982B	1983-87	1987B	1988-91	1993	1994	1996	1998	2000	ALL	
Never	1	0	0	0	0	0	0	0	0	0	0	388	388
1-2 times	2	0	0	0	0	0	0	0	0	0	0	103	103
3-5 times	3	0	0	0	0	0	0	0	0	0	0	59	59
More than 5 times	4	0	0	0	0	0	0	0	0	0	0	116	116
Don't know	8	0	0	0	0	0	0	0	0	0	0	0	0
No answer	9	0	0	0	0	0	0	0	0	0	0	76	76
Not applicable (SEE REMARKS) BK		13,626	354	7,542	353	5,907	1,606	2,992	2,904	2,832	2,075	40,191	

J. Music/concerts?

[VAR: MUSIC 30]

RESPONSE	PUNCH	YEAR										COL. 3256	
		1972-82	1982B	1983-87	1987B	1988-91	1993	1994	1996	1998	2000	ALL	
Never	1	0	0	0	0	0	0	0	0	0	0	365	365
1-2 times	2	0	0	0	0	0	0	0	0	0	0	171	171
3-5 times	3	0	0	0	0	0	0	0	0	0	0	67	67
More than 5 times	4	0	0	0	0	0	0	0	0	0	0	65	65
Don't know	8	0	0	0	0	0	0	0	0	0	0	0	0
No answer	9	0	0	0	0	0	0	0	0	0	0	74	74
Not applicable (SEE REMARKS) BK		13,626	354	7,542	353	5,907	1,606	2,992	2,904	2,832	2,075	40,191	

K. Visual art/art museums?

[VAR: ART30]

RESPONSE	PUNCH	YEAR										COL. 3257	
		1972-82	1982B	1983-87	1987B	1988-91	1993	1994	1996	1998	2000	ALL	
Never	1	0	0	0	0	0	0	0	0	0	0	483	483
1-2 times	2	0	0	0	0	0	0	0	0	0	0	132	132
3-5 times	3	0	0	0	0	0	0	0	0	0	0	28	28
More than 5 times	4	0	0	0	0	0	0	0	0	0	0	25	25
Don't know	8	0	0	0	0	0	0	0	0	0	0	0	0
No answer	9	0	0	0	0	0	0	0	0	0	0	74	74
Not applicable (SEE REMARKS) BK		13,626	354	7,542	353	5,907	1,606	2,992	2,904	2,832	2,075	40,191	

L. Television or movies?

[VAR: TVMOV30]

RESPONSE	PUNCH	YEAR										COL. 3258	
		1972-82	1982B	1983-87	1987B	1988-91	1993	1994	1996	1998	2000	ALL	
Never	1	0	0	0	0	0	0	0	0	0	0	426	426
1-2 times	2	0	0	0	0	0	0	0	0	0	0	163	163
3-5 times	3	0	0	0	0	0	0	0	0	0	0	45	45
More than 5 times	4	0	0	0	0	0	0	0	0	0	0	34	34
Don't know	8	0	0	0	0	0	0	0	0	0	0	0	0
No answer	9	0	0	0	0	0	0	0	0	0	0	74	74
Not applicable (SEE REMARKS) BK		13,626	354	7,542	353	5,907	1,606	2,992	2,904	2,832	2,075	40,191	

M. Health and fitness?

[VAR: HEAL TH30]

RESPONSE	PUNCH	YEAR										COL. 3259	
		1972-82	1982B	1983-87	1987B	1988-91	1993	1994	1996	1998	2000	ALL	
Never	1	0	0	0	0	0	0	0	0	0	0	332	332
1-2 times	2	0	0	0	0	0	0	0	0	0	0	192	192
3-5 times	3	0	0	0	0	0	0	0	0	0	0	91	91
More than 5 times	4	0	0	0	0	0	0	0	0	0	0	53	53
Don't know	8	0	0	0	0	0	0	0	0	0	0	0	0
No answer	9	0	0	0	0	0	0	0	0	0	0	74	74
Not applicable (SEE REMARKS) BK		13,626	354	7,542	353	5,907	1,606	2,992	2,904	2,832	2,075	40,191	

N. Religion/church related?

[VAR: RELIG 30]

RESPONSE	PUNCH	YEAR										COL. 3260	
		1972-82	1982B	1983-87	1987B	1988-91	1993	1994	1996	1998	2000	ALL	
Never	1	0	0	0	0	0	0	0	0	0	0	534	534
1-2 times	2	0	0	0	0	0	0	0	0	0	0	72	72
3-5 times	3	0	0	0	0	0	0	0	0	0	0	26	26
More than 5 times	4	0	0	0	0	0	0	0	0	0	0	36	36
Don't know	8	0	0	0	0	0	0	0	0	0	0	0	0
No answer	9	0	0	0	0	0	0	0	0	0	0	74	74
Not applicable (SEE REMARKS) BK		13,626	354	7,542	353	5,907	1,606	2,992	2,904	2,832	2,075	40,191	

O. Games you can play on your computer?

[VAR: GAMES30]

RESPONSE	PUNCH	YEAR										COL. 3261	
		1972-82	1982B	1983-87	1987B	1988-91	1993	1994	1996	1998	2000	ALL	
Never	1	0	0	0	0	0	0	0	0	0	0	379	379
1-2 times	2	0	0	0	0	0	0	0	0	0	0	115	115
3-5 times	3	0	0	0	0	0	0	0	0	0	0	68	68
More than 5 times	4	0	0	0	0	0	0	0	0	0	0	105	105
Don't know	8	0	0	0	0	0	0	0	0	0	0	0	0
No answer	9	0	0	0	0	0	0	0	0	0	0	75	75
Not applicable (SEE REMARKS) BK		13,626	354	7,542	353	5,907	1,606	2,992	2,904	2,832	2,075	40,191	

P. Humor?

[VAR: HUMOR30]

RESPONSE	PUNCH	YEAR										COL. 3262	
		1972-82	1982B	1983-87	1987B	1988-91	1993	1994	1996	1998	2000	ALL	
Never	1	0	0	0	0	0	0	0	0	0	0	398	398
1-2 times	2	0	0	0	0	0	0	0	0	0	0	131	131
3-5 times	3	0	0	0	0	0	0	0	0	0	0	70	70
More than 5 times	4	0	0	0	0	0	0	0	0	0	0	67	67
Don't know	8	0	0	0	0	0	0	0	0	0	0	0	0
No answer	9	0	0	0	0	0	0	0	0	0	0	76	76
Not applicable (SEE REMARKS) BK		13,626	354	7,542	353	5,907	1,606	2,992	2,904	2,832	2,075	40,191	

Q. Sexually explicit material?

[VAR: PORN 30]

RESPONSE	PUNCH	YEAR										COL. 3263	
		1972-82	1982B	1983-87	1987B	1988-91	1993	1994	1996	1998	2000	ALL	
Never	1	0	0	0	0	0	0	0	0	0	0	575	575
1-2 times	2	0	0	0	0	0	0	0	0	0	0	61	61
3-5 times	3	0	0	0	0	0	0	0	0	0	0	14	14
More than 5 times	4	0	0	0	0	0	0	0	0	0	0	18	18
Don't know	8	0	0	0	0	0	0	0	0	0	0	0	0
No answer	9	0	0	0	0	0	0	0	0	0	0	74	74
Not applicable (SEE REMARKS) BK		13,626	354	7,542	353	5,907	1,606	2,992	2,904	2,832	2,075	40,191	

R. Personal home pages?

[VAR: PERSON 30]

RESPONSE	PUNCH	YEAR										COL. 3264	
		1972-82	1982B	1983-87	1987B	1988-91	1993	1994	1996	1998	2000	ALL	
Never	1	0	0	0	0	0	0	0	0	0	0	458	458
1-2 times	2	0	0	0	0	0	0	0	0	0	0	127	127
3-5 times	3	0	0	0	0	0	0	0	0	0	0	30	30
More than 5 times	4	0	0	0	0	0	0	0	0	0	0	53	53
Don't know	8	0	0	0	0	0	0	0	0	0	0	0	0
No answer	9	0	0	0	0	0	0	0	0	0	0	74	74
Not applicable (SEE REMARKS) BK		13,626	354	7,542	353	5,907	1,606	2,992	2,904	2,832	2,075	40,191	

S. Science?

[VAR: SCI30]

RESPONSE	PUNCH	YEAR										COL. 3265	
		1972-82	1982B	1983-87	1987B	1988-91	1993	1994	1996	1998	2000	ALL	
Never	1	0	0	0	0	0	0	0	0	0	0	376	376
1-2 times	2	0	0	0	0	0	0	0	0	0	0	147	147
3-5 times	3	0	0	0	0	0	0	0	0	0	0	79	79
More than 5 times	4	0	0	0	0	0	0	0	0	0	0	65	65
Don't know	8	0	0	0	0	0	0	0	0	0	0	0	0
No answer	9	0	0	0	0	0	0	0	0	0	0	75	75
Not applicable (SEE REMARKS) BK		13,626	354	7,542	353	5,907	1,606	2,992	2,904	2,832	2,075	40,191	

T. Hobbies and crafts?

[VAR: HOBBY30]

RESPONSE	PUNCH	YEAR										COL. 3266	
		1972-82	1982B	1983-87	1987B	1988-91	1993	1994	1996	1998	2000	ALL	
Never	1	0	0	0	0	0	0	0	0	0	0	331	331
1-2 times	2	0	0	0	0	0	0	0	0	0	0	180	180
3-5 times	3	0	0	0	0	0	0	0	0	0	0	85	85
More than 5 times	4	0	0	0	0	0	0	0	0	0	0	72	72
Don't know	8	0	0	0	0	0	0	0	0	0	0	0	0
No answer	9	0	0	0	0	0	0	0	0	0	0	74	74
Not applicable (SEE REMARKS)	BK	13,626	354	7,542	353	5,907	1,606	2,992	2,904	2,832	2,075	40,191	

U. Cooking, recipes?

[VAR: COOK30]

RESPONSE	PUNCH	YEAR										COL. 3267	
		1972-82	1982B	1983-87	1987B	1988-91	1993	1994	1996	1998	2000	ALL	
Never	1	0	0	0	0	0	0	0	0	0	0	446	446
1-2 times	2	0	0	0	0	0	0	0	0	0	0	128	128
3-5 times	3	0	0	0	0	0	0	0	0	0	0	51	51
More than 5 times	4	0	0	0	0	0	0	0	0	0	0	43	43
Don't know	8	0	0	0	0	0	0	0	0	0	0	0	0
No answer	9	0	0	0	0	0	0	0	0	0	0	74	74
Not applicable (SEE REMARKS)	BK	13,626	354	7,542	353	5,907	1,606	2,992	2,904	2,832	2,075	40,191	

REMARKS: In 2000, filter logic for the computer questions varied across versions of the survey. In Version 4, computer questions were asked of respondents who: 1) used a computer (Q.767= 1) or Web-TV (Q.767A= 1); and 2) ever used the Web (Q.768= 1); and 3) used the Web more than 0 minutes per week (Q.769A> 0) or (Q.769B> 0). In Versions 5 and 6, computer questions were asked of respondents who: 1) used a computer (Q.767= 1) or Web-TV (Q.767A= 1); and 2) ever used the Web (Q.768= 1); and 3) used the Web at least 1 hour per week (Q.769A ≥ 1). In Versions 1 and 2, computer questions were asked of respondents who: 1) used a computer (Q.767= 1) or Web-TV (Q.767A= 1); and 2) ever used the Web (Q.768= 1); and 3) used the Web at least 4 hours per week (Q.769A ≥ 4).

773. Imagine you wanted to use the Web to find out information about a candidate for political office. What would you do?

[PROBE: IF R REFERS TO SEARCH ENGINE, ASK WHAT R WOULD TYPE IN? IF R REFERS TO UNNAMED SITE, ASK FOR NAME OR TOPIC? IF R REFERS TO CATEGORY LISTING ASK "WHAT CATEGORY WOULD YOU LOOK UNDER." IF R UNCLEAR, ASK "WHAT WOULD YOU DO THEN?"]

[VAR: DOPOLINF]

DATA TO BE INSERTED LATER

REMARKS: In 2000, filter logic for the computer questions varied across versions of the survey. In Version 4, computer questions were asked of respondents who: 1) used a computer (Q.767= 1) or Web-TV (Q.767A= 1); and 2) ever used the Web (Q.768= 1); and 3) used the Web more than 0 minutes per week (Q.769A> 0) or (Q.769B> 0). In Versions 5 and 6, computer questions were asked of respondents who: 1) used a computer (Q.767= 1) or Web-TV (Q.767A= 1); and 2) ever used the Web (Q.768= 1); and 3) used the Web at least 1 hour per week (Q.769A ≥ 1). In Versions 1 and 2, computer questions were asked of respondents who: 1) used a computer (Q.767= 1) or Web-TV (Q.767A= 1); and 2) ever used the Web (Q.768= 1); and 3) used the Web at least 4 hours per week (Q.769A ≥ 4).

774. In the past 12 months, that is, from (INSERT CURRENT MONTH) 1999 through (INSERT CURRENT MONTH) 2000 have you used the Web to do each of these things:

A. Look for information you needed for your work?

[VAR: WORK12]

RESPONSE	PUNCH	YEAR										COL. 3276	
		1972-82	1982B	1983-87	1987B	1988-91	1993	1994	1996	1998	2000	ALL	
Yes	1	0	0	0	0	0	0	0	0	0	0	423	423
No	2	0	0	0	0	0	0	0	0	0	0	244	244
No answer	9	0	0	0	0	0	0	0	0	0	0	75	75
Not applicable (SEE REMARKS)	BK	13,626	354	7,542	353	5,907	1,606	2,992	2,904	2,832	2,075	40,191	

B. Home finances or banking?

[VAR: HMEFIN12]

RESPONSE	PUNCH	YEAR										COL. 3277	
		1972-82	1982B	1983-87	1987B	1988-91	1993	1994	1996	1998	2000	ALL	
Yes	1	0	0	0	0	0	0	0	0	0	0	322	322
No	2	0	0	0	0	0	0	0	0	0	0	345	345
No answer	9	0	0	0	0	0	0	0	0	0	0	75	75
Not applicable (SEE REMARKS)	BK	13,626	354	7,542	353	5,907	1,606	2,992	2,904	2,832	2,075	40,191	

C. Look for information about a product that you might want to buy?

[VAR: BUYINF 12]

RESPONSE	PUNCH	YEAR										COL. 3278	
		1972-82	1982B	1983-87	1987B	1988-91	1993	1994	1996	1998	2000	ALL	
Yes	1	0	0	0	0	0	0	0	0	0	0	531	531
No	2	0	0	0	0	0	0	0	0	0	0	135	135
No answer	9	0	0	0	0	0	0	0	0	0	0	76	76
Not applicable (SEE REMARKS)	BK	13,626	354	7,542	353	5,907	1,606	2,992	2,904	2,832	2,075	40,191	

D. Actually buy something?

[VAR: BUYIT12]

RESPONSE	PUNCH	YEAR										COL. 3279	
		1972-82	1982B	1983-87	1987B	1988-91	1993	1994	1996	1998	2000	ALL	
Yes	1	0	0	0	0	0	0	0	0	0	0	337	337
No	2	0	0	0	0	0	0	0	0	0	0	329	329
No answer	9	0	0	0	0	0	0	0	0	0	0	76	76
Not applicable (SEE REMARKS)	BK	13,626	354	7,542	353	5,907	1,606	2,992	2,904	2,832	2,075	40,191	

E. Invest money in a stock or mutual fund?

[VAR: INVEST 12]

RESPONSE	PUNCH	YEAR										COL. 3280	
		1972-82	1982B	1983-87	1987B	1988-91	1993	1994	1996	1998	2000	ALL	
Yes	1	0	0	0	0	0	0	0	0	0	0	113	113
No	2	0	0	0	0	0	0	0	0	0	0	553	553
No answer	9	0	0	0	0	0	0	0	0	0	0	76	76
Not applicable (SEE REMARKS)	BK	13,626	354	7,542	353	5,907	1,606	2,992	2,904	2,832	2,075	40,191	

F. Tried to meet new people for social purpose?

[VAR: PEOPLE12]

RESPONSE	PUNCH	YEAR										COL. 3281
		1972-82	1982B	1983-87	1987B	1988-91	1993	1994	1996	1998	2000	ALL
Yes	1	0	0	0	0	0	0	0	0	0	108	108
No	2	0	0	0	0	0	0	0	0	0	558	558
No answer	9	0	0	0	0	0	0	0	0	0	76	76
Not applicable (SEE REMARKS)	BK	13,626	354	7,542	353	5,907	1,606	2,992	2,904	2,832	2,075	40,191

G. Look for information about a health concern or medical problem?

[VAR: HEALTH12]

RESPONSE	PUNCH	YEAR										COL. 3282
		1972-82	1982B	1983-87	1987B	1988-91	1993	1994	1996	1998	2000	ALL
Yes	1	0	0	0	0	0	0	0	0	0	396	396
No	2	0	0	0	0	0	0	0	0	0	270	270
No answer	9	0	0	0	0	0	0	0	0	0	76	76
Not applicable (SEE REMARKS)	BK	13,626	354	7,542	353	5,907	1,606	2,992	2,904	2,832	2,075	40,191

H. Make an airplane or other travel reservation?

[VAR: TRAVEL12]

RESPONSE	PUNCH	YEAR										COL. 3283
		1972-82	1982B	1983-87	1987B	1988-91	1993	1994	1996	1998	2000	ALL
Yes	1	0	0	0	0	0	0	0	0	0	259	259
No	2	0	0	0	0	0	0	0	0	0	407	407
No answer	9	0	0	0	0	0	0	0	0	0	76	76
Not applicable (SEE REMARKS)	BK	13,626	354	7,542	353	5,907	1,606	2,992	2,904	2,832	2,075	40,191

I. Locate someone's phone number, e-mail, or mailing address?

[VAR: LOCATE12]

RESPONSE	PUNCH	YEAR										COL. 3284
		1972-82	1982B	1983-87	1987B	1988-91	1993	1994	1996	1998	2000	ALL
Yes	1	0	0	0	0	0	0	0	0	0	370	370
No	2	0	0	0	0	0	0	0	0	0	296	296
No answer	9	0	0	0	0	0	0	0	0	0	76	76
Not applicable (SEE REMARKS)	BK	13,626	354	7,542	353	5,907	1,606	2,992	2,904	2,832	2,075	40,191

J. Play a game with someone on another computer?

[VAR: GAME12]

RESPONSE	PUNCH	YEAR										COL. 3285
		1972-82	1982B	1983-87	1987B	1988-91	1993	1994	1996	1998	2000	ALL
Yes	1	0	0	0	0	0	0	0	0	0	138	138
No	2	0	0	0	0	0	0	0	0	0	526	526
No answer	9	0	0	0	0	0	0	0	0	0	78	78
Not applicable (SEE REMARKS)	BK	13,626	354	7,542	353	5,907	1,606	2,992	2,904	2,832	2,075	40,191

K. Look for a new job or explore career opportunities?

[VAR: NEWJOB12]

RESPONSE	PUNCH	YEAR										COL. 3286	
		1972-82	1982B	1983-87	1987B	1988-91	1993	1994	1996	1998	2000	ALL	
Yes	1	0	0	0	0	0	0	0	0	0	0	281	281
No	2	0	0	0	0	0	0	0	0	0	0	381	381
No answer	9	0	0	0	0	0	0	0	0	0	0	80	80
Not applicable (SEE REMARKS)	BK	13,626	354	7,542	353	5,907	1,606	2,992	2,904	2,832	2,075	40,191	

L. Go to a chat room, news group, discussion forum, bulletin board, or similar interactive service to discuss political or social policy issues, current affairs, or political campaigns?

[VAR: CHAT12]

RESPONSE	PUNCH	YEAR										COL. 3287	
		1972-82	1982B	1983-87	1987B	1988-91	1993	1994	1996	1998	2000	ALL	
Yes	1	0	0	0	0	0	0	0	0	0	0	156	156
No	2	0	0	0	0	0	0	0	0	0	0	511	511
No answer	9	0	0	0	0	0	0	0	0	0	0	75	75
Not applicable (SEE REMARKS)	BK	13,626	354	7,542	353	5,907	1,606	2,992	2,904	2,832	2,075	40,191	

M. Go to a Web site to find information about political or social policy issues, current affairs, or political campaigns?

[VAR: POLINF12]

RESPONSE	PUNCH	YEAR										COL. 3288	
		1972-82	1982B	1983-87	1987B	1988-91	1993	1994	1996	1998	2000	ALL	
Yes	1	0	0	0	0	0	0	0	0	0	0	225	225
No	2	0	0	0	0	0	0	0	0	0	0	442	442
No answer	9	0	0	0	0	0	0	0	0	0	0	75	75
Not applicable (SEE REMARKS)	BK	13,626	354	7,542	353	5,907	1,606	2,992	2,904	2,832	2,075	40,191	

REMARKS: In 2000, filter logic for the computer questions varied across versions of the survey. In Version 4, computer questions were asked of respondents who: 1) used a computer (Q.767= 1) or Web-TV (Q.767A= 1); and 2) ever used the Web (Q.768= 1); and 3) used the Web more than 0 minutes per week (Q.769A> 0) or (Q.769B> 0). In Versions 5 and 6, computer questions were asked of respondents who: 1) used a computer (Q.767= 1) or Web-TV (Q.767A= 1); and 2) ever used the Web (Q.768= 1); and 3) used the Web at least 1 hour per week (Q.769A ≥ 1). In Versions 1 and 2, computer questions were asked of respondents who: 1) used a computer (Q.767= 1) or Web-TV (Q.767A= 1); and 2) ever used the Web (Q.768= 1); and 3) used the Web at least 4 hours per week (Q.769A ≥ 4).

775. In the past 12 months, have you used the Web to find out about or discuss?

A. The economy?

[VAR: ECON12]

RESPONSE	PUNCH	YEAR										COL. 3289	
		1972-82	1982B	1983-87	1987B	1988-91	1993	1994	1996	1998	2000	ALL	
Yes	1	0	0	0	0	0	0	0	0	0	0	119	119
No	2	0	0	0	0	0	0	0	0	0	0	161	161
No answer	9	0	0	0	0	0	0	0	0	0	0	84	84
Not applicable (SEE REMARKS)	BK	13,626	354	7,542	353	5,907	1,606	2,992	2,904	2,832	2,453	40,569	

B. Abortion issues?

[VAR: ABORT12]

RESPONSE	PUNCH	YEAR										COL. 3290	
		1972-82	1982B	1983-87	1987B	1988-91	1993	1994	1996	1998	2000	ALL	
Yes	1	0	0	0	0	0	0	0	0	0	0	29	29
No	2	0	0	0	0	0	0	0	0	0	0	251	251
No answer	9	0	0	0	0	0	0	0	0	0	0	84	84
Not applicable (SEE REMARKS)	BK	13,626	354	7,542	353	5,907	1,606	2,992	2,904	2,832	2,453	40,569	

C. Morality/family issues?

[VAR: MORAL12]

RESPONSE	PUNCH	YEAR										COL. 3291	
		1972-82	1982B	1983-87	1987B	1988-91	1993	1994	1996	1998	2000	ALL	
Yes	1	0	0	0	0	0	0	0	0	0	0	72	72
No	2	0	0	0	0	0	0	0	0	0	0	208	208
No answer	9	0	0	0	0	0	0	0	0	0	0	84	84
Not applicable (SEE REMARKS)	BK	13,626	354	7,542	353	5,907	1,606	2,992	2,904	2,832	2,453	40,569	

D. Foreign affairs?

[VAR: FORAFF12]

RESPONSE	PUNCH	YEAR										COL. 3292	
		1972-82	1982B	1983-87	1987B	1988-91	1993	1994	1996	1998	2000	ALL	
Yes	1	0	0	0	0	0	0	0	0	0	0	115	115
No	2	0	0	0	0	0	0	0	0	0	0	165	165
No answer	9	0	0	0	0	0	0	0	0	0	0	84	84
Not applicable (SEE REMARKS)	BK	13,626	354	7,542	353	5,907	1,606	2,992	2,904	2,832	2,453	40,569	

E. Race relations?

[VAR: RACREL12]

RESPONSE	PUNCH	YEAR										COL. 3293	
		1972-82	1982B	1983-87	1987B	1988-91	1993	1994	1996	1998	2000	ALL	
Yes	1	0	0	0	0	0	0	0	0	0	0	51	51
No	2	0	0	0	0	0	0	0	0	0	0	229	229
No answer	9	0	0	0	0	0	0	0	0	0	0	84	84
Not applicable (SEE REMARKS)	BK	13,626	354	7,542	353	5,907	1,606	2,992	2,904	2,832	2,453	40,569	

F. Environmental issues?

[VAR: ENVIRO12]

RESPONSE	PUNCH	YEAR										COL. 3294	
		1972-82	1982B	1983-87	1987B	1988-91	1993	1994	1996	1998	2000	ALL	
Yes	1	0	0	0	0	0	0	0	0	0	0	110	110
No	2	0	0	0	0	0	0	0	0	0	0	169	169
No answer	9	0	0	0	0	0	0	0	0	0	0	85	85
Not applicable (SEE REMARKS)	BK	13,626	354	7,542	353	5,907	1,606	2,992	2,904	2,832	2,453	40,569	

G. Political campaigns?

[VAR: POLCAM12]

RESPONSE	PUNCH	YEAR										COL. 3295	
		1972-82	1982B	1983-87	1987B	1988-91	1993	1994	1996	1998	2000	ALL	
Yes	1	0	0	0	0	0	0	0	0	0	0	129	129
No	2	0	0	0	0	0	0	0	0	0	0	151	151
No answer	9	0	0	0	0	0	0	0	0	0	0	84	84
Not applicable (SEE REMARKS)	BK	13,626	354	7,542	353	5,907	1,606	2,992	2,904	2,832	2,453	40,569	

H. Gun control?

[VAR: GUN12]

RESPONSE	PUNCH	YEAR										COL. 3296	
		1972-82	1982B	1983-87	1987B	1988-91	1993	1994	1996	1998	2000	ALL	
Yes	1	0	0	0	0	0	0	0	0	0	0	60	60
No	2	0	0	0	0	0	0	0	0	0	0	220	220
No answer	9	0	0	0	0	0	0	0	0	0	0	84	84
Not applicable (SEE REMARKS)	BK	13,626	354	7,542	353	5,907	1,606	2,992	2,904	2,832	2,453	40,569	

I. Taxes?

[VAR: TAXES12]

RESPONSE	PUNCH	YEAR										COL. 3297	
		1972-82	1982B	1983-87	1987B	1988-91	1993	1994	1996	1998	2000	ALL	
Yes	1	0	0	0	0	0	0	0	0	0	0	116	116
No	2	0	0	0	0	0	0	0	0	0	0	164	164
No answer	9	0	0	0	0	0	0	0	0	0	0	84	84
Not applicable (SEE REMARKS)	BK	13,626	354	7,542	353	5,907	1,606	2,992	2,904	2,832	2,453	40,569	

J. Gender/women's issues?

[VAR: FE12]

RESPONSE	PUNCH	YEAR										COL. 3298	
		1972-82	1982B	1983-87	1987B	1988-91	1993	1994	1996	1998	2000	ALL	
Yes	1	0	0	0	0	0	0	0	0	0	0	87	87
No	2	0	0	0	0	0	0	0	0	0	0	193	193
No answer	9	0	0	0	0	0	0	0	0	0	0	84	84
Not applicable (SEE REMARKS)	BK	13,626	354	7,542	353	5,907	1,606	2,992	2,904	2,832	2,453	40,569	

K. News headlines?

[VAR: NEWS12]

RESPONSE	PUNCH	YEAR										COL. 3299	
		1972-82	1982B	1983-87	1987B	1988-91	1993	1994	1996	1998	2000	ALL	
Yes	1	0	0	0	0	0	0	0	0	0	0	212	212
No	2	0	0	0	0	0	0	0	0	0	0	68	68
No answer	9	0	0	0	0	0	0	0	0	0	0	84	84
Not applicable (SEE REMARKS)	BK	13,626	354	7,542	353	5,907	1,606	2,992	2,904	2,832	2,453	40,569	

REMARKS: In 2000, filter logic for the computer questions varied across versions of the survey. In Version 4, computer questions were asked of respondents who: 1) used a computer (Q.767= 1) or Web-TV (Q.767A= 1); and 2) ever used the Web (Q.768= 1); and 3) used the Web more than 0 minutes per week (Q.769A> 0) or (Q.769B> 0). In Versions 5 and 6, computer questions were asked of respondents who: 1) used a computer (Q.767= 1) or Web-TV (Q.767A= 1); and 2) ever used the Web (Q.768= 1); and 3) used the Web at least 1 hour per week (Q.769A≥1). In Versions 1 and 2, computer questions were asked of respondents who: 1) used a computer (Q.767= 1) or Web-TV (Q.767A= 1); and 2) ever used the Web (Q.768= 1); and 3) used the Web at least 4 hours per week (Q.769A≥4).

776. Is it VERY TRUE for you, SOMEWHAT TRUE, or NOT TRUE that you:

HAND
CARD
FD

A. Visit political sites with points of view that you agree with?

[VAR: POLAGREE]

RESPONSE	PUNCH	YEAR										COL. 3300	
		1972-82	1982B	1983-87	1987B	1988-91	1993	1994	1996	1998	2000	ALL	
Very true	1	0	0	0	0	0	0	0	0	0	0	42	42
Somewhat true	2	0	0	0	0	0	0	0	0	0	0	103	103
Not true	3	0	0	0	0	0	0	0	0	0	0	124	124
Don't know	8	0	0	0	0	0	0	0	0	0	0	10	10
No answer	9	0	0	0	0	0	0	0	0	0	0	85	85
Not applicable (SEE REMARKS)	BK	13,626	354	7,542	353	5,907	1,606	2,992	2,904	2,832	2,453	40,569	

B. Visit sites that provide information without promoting a particular political point of view?

[VAR: POLNEUTL]

RESPONSE	PUNCH	YEAR										COL. 3301	
		1972-82	1982B	1983-87	1987B	1988-91	1993	1994	1996	1998	2000	ALL	
Very true	1	0	0	0	0	0	0	0	0	0	0	85	85
Somewhat true	2	0	0	0	0	0	0	0	0	0	0	108	108
Not true	3	0	0	0	0	0	0	0	0	0	0	79	79
Don't know	8	0	0	0	0	0	0	0	0	0	0	7	7
No answer	9	0	0	0	0	0	0	0	0	0	0	85	85
Not applicable (SEE REMARKS)	BK	13,626	354	7,542	353	5,907	1,606	2,992	2,904	2,832	2,453	40,569	

C. Visit sites that challenge your own opinions and provide different perspectives on political affairs?

[VAR: POLDSAGR]

RESPONSE	PUNCH	YEAR										COL. 3302	
		1972-82	1982B	1983-87	1987B	1988-91	1993	1994	1996	1998	2000	ALL	
Very true	1	0	0	0	0	0	0	0	0	0	0	70	70
Somewhat true	2	0	0	0	0	0	0	0	0	0	0	93	93
Not true	3	0	0	0	0	0	0	0	0	0	0	108	108
Don't know	8	0	0	0	0	0	0	0	0	0	0	8	8
No answer	9	0	0	0	0	0	0	0	0	0	0	85	85
Not applicable (SEE REMARKS)	BK	13,626	354	7,542	353	5,907	1,606	2,992	2,904	2,832	2,453	40,569	

REMARKS: Hand Card FD contained response options 1-3. In 2000, filter logic for the computer questions varied across versions of the survey. In Version 4, computer questions were asked of respondents who: 1) used a computer (Q.767= 1) or Web-TV (Q.767A= 1); and 2) ever used the Web (Q.768= 1); and 3) used the Web more than 0 minutes per week (Q.769A> 0) or (Q.769B> 0). In Versions 5 and 6, computer questions were asked of respondents who: 1) used a computer (Q.767= 1) or Web-TV (Q.767A= 1); and 2) ever used the Web (Q.768= 1); and 3) used the Web at least 1 hour per week (Q.769A≥1). In Versions 1 and 2, computer questions were asked of respondents who: 1) used a computer (Q.767= 1) or Web-TV (Q.767A= 1); and 2) ever used the Web (Q.768= 1); and 3) used the Web at least 4 hours per week (Q.769A≥4).

777. Have you ever taken any of the following actions because of something you learned about or discussed on the Web?

A. Signed a petition?

[VAR: PETITION]

RESPONSE	PUNCH	YEAR										COL. 3303	
		1972-82	1982B	1983-87	1987B	1988-91	1993	1994	1996	1998	2000	ALL	
Yes	1	0	0	0	0	0	0	0	0	0	0	59	59
No	2	0	0	0	0	0	0	0	0	0	0	221	221
No answer	9	0	0	0	0	0	0	0	0	0	0	84	84
Not applicable (SEE REMARKS)	BK	13,626	354	7,542	353	5,907	1,606	2,992	2,904	2,832	2,453	40,569	

B. Contacted a senator, congressman or other elected official to express an opinion?

[VAR: CONTACT]

RESPONSE	PUNCH	YEAR										COL. 3304	
		1972-82	1982B	1983-87	1987B	1988-91	1993	1994	1996	1998	2000	ALL	
Yes	1	0	0	0	0	0	0	0	0	0	0	75	75
No	2	0	0	0	0	0	0	0	0	0	0	205	205
No answer	9	0	0	0	0	0	0	0	0	0	0	84	84
Not applicable (SEE REMARKS)	BK	13,626	354	7,542	353	5,907	1,606	2,992	2,904	2,832	2,453	40,569	

C. Attended a political meeting or demonstration?

[VAR: MEETING]

RESPONSE	PUNCH	YEAR										COL. 3305	
		1972-82	1982B	1983-87	1987B	1988-91	1993	1994	1996	1998	2000	ALL	
Yes	1	0	0	0	0	0	0	0	0	0	0	26	26
No	2	0	0	0	0	0	0	0	0	0	0	253	253
No answer	9	0	0	0	0	0	0	0	0	0	0	85	85
Not applicable (SEE REMARKS)	BK	13,626	354	7,542	353	5,907	1,606	2,992	2,904	2,832	2,453	40,569	

REMARKS: In 2000, filter logic for the computer questions varied across versions of the survey. In Version 4, computer questions were asked of respondents who: 1) used a computer (Q.767= 1) or Web-TV (Q.767A= 1); and 2) ever used the Web (Q.768= 1); and 3) used the Web more than 0 minutes per week (Q.769A> 0) or (Q.769B> 0). In Versions 5 and 6, computer questions were asked of respondents who: 1) used a computer (Q.767= 1) or Web-TV (Q.767A= 1); and 2) ever used the Web (Q.768= 1); and 3) used the Web at least 1 hour per week (Q.769A ≥ 1). In Versions 1 and 2, computer questions were asked of respondents who: 1) used a computer (Q.767= 1) or Web-TV (Q.767A= 1); and 2) ever used the Web (Q.768= 1); and 3) used the Web at least 4 hours per week (Q.769A ≥ 4).

778. Now I would like you to think about the last time you used the Web to get information or exchange views about a political or social-policy issue, current affairs, or a political campaign?

A. Thinking back to this occasion, did you learn anything new about the issue or campaign?

[VAR: POLNEW]

RESPONSE	PUNCH	YEAR										COL. 3306	
		1972-82	1982B	1983-87	1987B	1988-91	1993	1994	1996	1998	2000	ALL	
Yes	1	0	0	0	0	0	0	0	0	0	0	130	130
No	2	0	0	0	0	0	0	0	0	0	0	116	116
Can't recall (Go to Q.779)	8	0	0	0	0	0	0	0	0	0	0	31	31
No answer	9	0	0	0	0	0	0	0	0	0	0	87	87
Not applicable (SEE REMARKS)	BK	13,626	354	7,542	353	5,907	1,606	2,992	2,904	2,832	2,453	40,569	

B. Did your Web experience change your view in any way?

[VAR: POLCHNGE]

RESPONSE	PUNCH	YEAR										COL. 3307	
		1972-82	1982B	1983-87	1987B	1988-91	1993	1994	1996	1998	2000	ALL	
Yes	1	0	0	0	0	0	0	0	0	0	0	54	54
No	2	0	0	0	0	0	0	0	0	0	0	184	184
Don't know	8	0	0	0	0	0	0	0	0	0	0	1	1
No answer	9	0	0	0	0	0	0	0	0	0	0	94	94
Not applicable (SEE REMARKS)	BK	13,626	354	7,542	353	5,907	1,606	2,992	2,904	2,832	2,484	40,600	

REMARKS: In 2000, filter logic for the computer questions varied across versions of the survey. In Version 4, computer questions were asked of respondents who: 1) used a computer (Q.767= 1) or Web-TV (Q.767A= 1); and 2) ever used the Web (Q.768= 1); and 3) used the Web more than 0 minutes per week (Q.769A> 0) or (Q.769B> 0). In Versions 5 and 6, computer questions were asked of respondents who: 1) used a computer (Q.767= 1) or Web-TV (Q.767A= 1); and 2) ever used the Web (Q.768= 1); and 3) used the Web at least 1 hour per week (Q.769A≥1). In Versions 1 and 2, computer questions were asked of respondents who: 1) used a computer (Q.767= 1) or Web-TV (Q.767A= 1); and 2) ever used the Web (Q.768= 1); and 3) used the Web at least 4 hours per week (Q.769A≥4).

779. In general, when you visit Web sites devoted to political or social policy issues, current affairs, or political campaigns, is it VERY TRUE for you, SOMEWHAT TRUE, or NOT TRUE that:

HAND
CARD
FE

A. Visiting such Web sites helps you form an opinion on issues about which you are undecided?

[VAR: POLFORMS]

RESPONSE	PUNCH	YEAR										COL. 3308	
		1972-82	1982B	1983-87	1987B	1988-91	1993	1994	1996	1998	2000	ALL	
Very true	1	0	0	0	0	0	0	0	0	0	0	42	42
Somewhat true	2	0	0	0	0	0	0	0	0	0	0	152	152
Not true	3	0	0	0	0	0	0	0	0	0	0	72	72
Don't know	8	0	0	0	0	0	0	0	0	0	0	9	9
No answer	9	0	0	0	0	0	0	0	0	0	0	89	89
Not applicable (SEE REMARKS)	BK	13,626	354	7,542	353	5,907	1,606	2,992	2,904	2,832	2,453	40,569	

B. Visiting such sites tends to strengthen or confirm the opinions you already hold?

[VAR: POLCONF]

RESPONSE	PUNCH	YEAR										COL. 3309	
		1972-82	1982B	1983-87	1987B	1988-91	1993	1994	1996	1998	2000	ALL	
Very true	1	0	0	0	0	0	0	0	0	0	0	56	56
Somewhat true	2	0	0	0	0	0	0	0	0	0	0	139	139
Not true	3	0	0	0	0	0	0	0	0	0	0	70	70
Don't know	8	0	0	0	0	0	0	0	0	0	0	10	10
No answer	9	0	0	0	0	0	0	0	0	0	0	89	89
Not applicable (SEE REMARKS)	BK	13,626	354	7,542	353	5,907	1,606	2,992	2,904	2,832	2,453	40,569	

C. Visiting such sites leads you to change your mind on issues?

[VAR: POLALTER]

RESPONSE	PUNCH	YEAR										COL. 3310	
		1972-82	1982B	1983-87	1987B	1988-91	1993	1994	1996	1998	2000	ALL	
Very true	1	0	0	0	0	0	0	0	0	0	0	14	14
Somewhat true	2	0	0	0	0	0	0	0	0	0	0	103	103
Not true	3	0	0	0	0	0	0	0	0	0	0	148	148
Don't know	8	0	0	0	0	0	0	0	0	0	0	10	10
No answer	9	0	0	0	0	0	0	0	0	0	0	89	89
Not applicable (SEE REMARKS)	BK	13,626	354	7,542	353	5,907	1,606	2,992	2,904	2,832	2,453	40,569	

D. After visiting such sites, you believe that issues are more complicated than you had previously thought?

[VAR: POLTOUGH]

RESPONSE	PUNCH	YEAR										COL. 3311	
		1972-82	1982B	1983-87	1987B	1988-91	1993	1994	1996	1998	2000	ALL	
Very true	1	0	0	0	0	0	0	0	0	0	0	52	52
Somewhat true	2	0	0	0	0	0	0	0	0	0	0	106	106
Not true	3	0	0	0	0	0	0	0	0	0	0	108	108
Don't know	8	0	0	0	0	0	0	0	0	0	0	9	9
No answer	9	0	0	0	0	0	0	0	0	0	0	89	89
Not applicable (SEE REMARKS)	BK	13,626	354	7,542	353	5,907	1,606	2,992	2,904	2,832	2,453	40,569	

REMARKS: Hand Card FE contained response options 1-3. In 2000, filter logic for the computer questions varied across versions of the survey. In Version 4, computer questions were asked of respondents who: 1) used a computer (Q.767= 1) or Web-TV (Q.767A= 1); and 2) ever used the Web (Q.768= 1); and 3) used the Web more than 0 minutes per week (Q.769A> 0) or (Q.769B> 0). In Versions 5 and 6, computer questions were asked of respondents who: 1) used a computer (Q.767= 1) or Web-TV (Q.767A= 1); and 2) ever used the Web (Q.768= 1); and 3) used the Web at least 1 hour per week (Q.769A≥1). In Versions 1 and 2, computer questions were asked of respondents who: 1) used a computer (Q.767= 1) or Web-TV (Q.767A= 1); and 2) ever used the Web (Q.768= 1); and 3) used the Web at least 4 hours per week (Q.769A≥4).

780. In a typical month, about how many minutes or hours do you use the Web to explore sites that have to do with music, film, the visual arts, dance, theater, museums, literature or related topics?

A. Minutes per week?

[VAR: ARTSMIN]

RESPONSE	PUNCH	YEAR										COL. 3312-3313	
		1972-82	1982B	1983-87	1987B	1988-91	1993	1994	1996	1998	2000	ALL	
Zero Minutes	0	0	0	0	0	0	0	0	0	0	0	551	551
.	1-14	0	0	0	0	0	0	0	0	0	0	15	15
.	15-29	0	0	0	0	0	0	0	0	0	0	36	36
.	30-44	0	0	0	0	0	0	0	0	0	0	59	59
.	45-59	0	0	0	0	0	0	0	0	0	0	4	4
Don't Know	98	0	0	0	0	0	0	0	0	0	0	3	3
No Answer	99	0	0	0	0	0	0	0	0	0	0	74	74
Not applicable (SEE REMARKS)	BK	13,626	354	7,542	353	5,907	1,606	2,992	2,904	2,832	2,075	40,191	

B. Hours per week?

[ARTSHR]

RESPONSE	PUNCH	YEAR										COL. 3314-3316		
		1972-82	1982B	1983-87	1987B	1988-91	1993	1994	1996	1998	2000	ALL		
Zero Hours	0	0	0	0	0	0	0	0	0	0	0	0	373	373
.	1	0	0	0	0	0	0	0	0	0	0	0	89	89
.	2	0	0	0	0	0	0	0	0	0	0	0	58	58
.	3	0	0	0	0	0	0	0	0	0	0	0	24	24
.	4	0	0	0	0	0	0	0	0	0	0	0	17	17
.	5-9	0	0	0	0	0	0	0	0	0	0	0	48	48
.	10-997	0	0	0	0	0	0	0	0	0	0	0	54	54
Don't Know	998	0	0	0	0	0	0	0	0	0	0	0	3	3
No Answer	999	0	0	0	0	0	0	0	0	0	0	0	76	76
Not applicable (SEE REMARKS)	BK	13,626	354	7,542	353	5,907	1,606	2,992	2,904	2,832	2,075	40,191		

REMARKS: In 2000, filter logic for the computer questions varied across versions of the survey. In Version 4, computer questions were asked of respondents who: 1) used a computer (Q.767=1) or Web-TV (Q.767A=1); and 2) ever used the Web (Q.768=1); and 3) used the Web more than 0 minutes per week (Q.769A>0) or (Q.769B>0). In Versions 5 and 6, computer questions were asked of respondents who: 1) used a computer (Q.767=1) or Web-TV (Q.767A=1); and 2) ever used the Web (Q.768=1); and 3) used the Web at least 1 hour per week (Q.769A≥1). In Versions 1 and 2, computer questions were asked of respondents who: 1) used a computer (Q.767=1) or Web-TV (Q.767A=1); and 2) ever used the Web (Q.768=1); and 3) used the Web at least 4 hours per week (Q.769A≥4).

Responses were collapsed for purposes of display.

781. Considering all these arts topics, do you participate in chat rooms, Usenet groups, discussion forums, bulletin boards, or similar interactive services devoted to these topics?

[VAR: ARTSCHAT]

RESPONSE	PUNCH	YEAR										COL. 3318		
		1972-82	1982B	1983-87	1987B	1988-91	1993	1994	1996	1998	2000	ALL		
Yes	1	0	0	0	0	0	0	0	0	0	0	0	72	72
No	2	0	0	0	0	0	0	0	0	0	0	0	587	587
No answer	9	0	0	0	0	0	0	0	0	0	0	0	83	83
Not applicable (SEE REMARKS)	BK	13,626	354	7,542	353	5,907	1,606	2,992	2,904	2,832	2,075	40,191		

REMARKS: In 2000, filter logic for the computer questions varied across versions of the survey. In Version 4, computer questions were asked of respondents who: 1) used a computer (Q.767=1) or Web-TV (Q.767A=1); and 2) ever used the Web (Q.768=1); and 3) used the Web more than 0 minutes per week (Q.769A>0) or (Q.769B>0). In Versions 5 and 6, computer questions were asked of respondents who: 1) used a computer (Q.767=1) or Web-TV (Q.767A=1); and 2) ever used the Web (Q.768=1); and 3) used the Web at least 1 hour per week (Q.769A≥1). In Versions 1 and 2, computer questions were asked of respondents who: 1) used a computer (Q.767=1) or Web-TV (Q.767A=1); and 2) ever used the Web (Q.768=1); and 3) used the Web at least 4 hours per week (Q.769A≥4).

[IF Q.780 IS 0 OR NONE AND Q.781 IS NO, GO TO QUESTION 787A. ELSE GO TO Q.782A.]

782. Now I would like you to think about the last time you used the Web to get information or exchange views about music, film, the visual arts, dance, theater, museums, literature, or related topics.

A. On that occasion, did you come across or learn about anything new with regard to any of these topics?

[VAR: ARTSNEW]

RESPONSE	PUNCH	YEAR										COL. 3319
		1972-82	1982B	1983-87	1987B	1988-91	1993	1994	1996	1998	2000	ALL
Yes	1	0	0	0	0	0	0	0	0	0	213	213
No	2	0	0	0	0	0	0	0	0	0	131	131
Can't recall (Go to Q.783)	8	0	0	0	0	0	0	0	0	0	30	30
No answer	9	0	0	0	0	0	0	0	0	0	118	118
Not applicable (SEE REMARKS)	BK	13,626	354	7,542	353	5,907	1,606	2,992	2,904	2,832	2,325	40,441

B. Did your Web experience change your tastes or opinions in any way?

[VAR: ARTSCHNG]

RESPONSE	PUNCH	YEAR										COL. 3320
		1972-82	1982B	1983-87	1987B	1988-91	1993	1994	1996	1998	2000	ALL
Yes	1	0	0	0	0	0	0	0	0	0	61	61
No (Go to Q.786A.)	2	0	0	0	0	0	0	0	0	0	278	278
No answer	9	0	0	0	0	0	0	0	0	0	123	123
Not applicable (SEE REMARKS)	BK	13,626	354	7,542	353	5,907	1,606	2,992	2,904	2,832	2,355	40,471

REMARKS: In 2000, filter logic for the computer questions varied across versions of the survey. In Version 4, computer questions were asked of respondents who: 1) used a computer (Q.767=1) or Web-TV (Q.767A=1); and 2) ever used the Web (Q.768=1); and 3) used the Web more than 0 minutes per week (Q.769A>0) or (Q.769B>0). In Versions 5 and 6, computer questions were asked of respondents who: 1) used a computer (Q.767=1) or Web-TV (Q.767A=1); and 2) ever used the Web (Q.768=1); and 3) used the Web at least 1 hour per week (Q.769A≥1). In Versions 1 and 2, computer questions were asked of respondents who: 1) used a computer (Q.767=1) or Web-TV (Q.767A=1); and 2) ever used the Web (Q.768=1); and 3) used the Web at least 4 hours per week (Q.769A≥4).

783. A. Do you ever use the Web to learn about, listen to, or discuss topics related to any kind of music?

[VAR: WWWMUSIC]

RESPONSE	PUNCH	YEAR										COL. 3321
		1972-82	1982B	1983-87	1987B	1988-91	1993	1994	1996	1998	2000	ALL
Yes	1	0	0	0	0	0	0	0	0	0	206	206
No	2	0	0	0	0	0	0	0	0	0	172	172
No answer	9	0	0	0	0	0	0	0	0	0	113	113
Not applicable (SEE REMARKS)	BK	13,626	354	7,542	353	5,907	1,606	2,992	2,904	2,832	2,326	40,442

In terms of music, have you ever:

B. Used the Web to get information about a band, individual performer, orchestra, or other group?

[VAR: MUSICINF]

RESPONSE	PUNCH	YEAR										COL. 3322
		1972-82	1982B	1983-87	1987B	1988-91	1993	1994	1996	1998	2000	ALL
Yes	1	0	0	0	0	0	0	0	0	0	175	175
No	2	0	0	0	0	0	0	0	0	0	30	30
No answer	9	0	0	0	0	0	0	0	0	0	114	114
Not applicable (SEE REMARKS)	BK	13,626	354	7,542	353	5,907	1,606	2,992	2,904	2,832	2,498	40,614

C. Used the Web to download a musical sound recording to your own computer?

[VAR: MUSICGET]

RESPONSE	PUNCH	YEAR										COL. 3323	
		1972-82	1982B	1983-87	1987B	1988-91	1993	1994	1996	1998	2000	ALL	
Yes	1	0	0	0	0	0	0	0	0	0	0	118	118
No	2	0	0	0	0	0	0	0	0	0	0	88	88
No answer	9	0	0	0	0	0	0	0	0	0	0	113	113
Not applicable (SEE REMARKS) BK		13,626	354	7,542	353	5,907	1,606	2,992	2,904	2,832	2,498	40,614	

D. Used the Web to listen to an online radio broadcast or view a music video?

[VAR: MUSICLST]

RESPONSE	PUNCH	YEAR										COL. 3324	
		1972-82	1982B	1983-87	1987B	1988-91	1993	1994	1996	1998	2000	ALL	
Yes	1	0	0	0	0	0	0	0	0	0	0	120	120
No	2	0	0	0	0	0	0	0	0	0	0	86	86
No answer	9	0	0	0	0	0	0	0	0	0	0	113	113
Not applicable (SEE REMARKS) BK		13,626	354	7,542	353	5,907	1,606	2,992	2,904	2,832	2,498	40,614	

E. Purchased a recording as a result of hearing it on the Web?

[VAR: MUSICBUY]

RESPONSE	PUNCH	YEAR										COL. 3325	
		1972-82	1982B	1983-87	1987B	1988-91	1993	1994	1996	1998	2000	ALL	
Yes	1	0	0	0	0	0	0	0	0	0	0	75	75
No	2	0	0	0	0	0	0	0	0	0	0	131	131
No answer	9	0	0	0	0	0	0	0	0	0	0	113	113
Not applicable (SEE REMARKS) BK		13,626	354	7,542	353	5,907	1,606	2,992	2,904	2,832	2,498	40,614	

REMARKS: In 2000, filter logic for the computer questions varied across versions of the survey. In Version 4, computer questions were asked of respondents who: 1) used a computer (Q.767=1) or Web-TV (Q.767A=1); and 2) ever used the Web (Q.768=1); and 3) used the Web more than 0 minutes per week (Q.769A>0) or (Q.769B>0). In Versions 5 and 6, computer questions were asked of respondents who: 1) used a computer (Q.767=1) or Web-TV (Q.767A=1); and 2) ever used the Web (Q.768=1); and 3) used the Web at least 1 hour per week (Q.769A≥1). In Versions 1 and 2, computer questions were asked of respondents who: 1) used a computer (Q.767=1) or Web-TV (Q.767A=1); and 2) ever used the Web (Q.768=1); and 3) used the Web at least 4 hours per week (Q.769A≥4).

784. In the last month, how many times have you used the Web to learn about or listen to the following kinds of music?

HAND CARD FF

A. Classical or chamber music?

[VAR: WWWCLASS]

RESPONSE	PUNCH	YEAR										COL. 3326	
		1972-82	1982B	1983-87	1987B	1988-91	1993	1994	1996	1998	2000	ALL	
Never	1	0	0	0	0	0	0	0	0	0	0	142	142
1-2 times	2	0	0	0	0	0	0	0	0	0	0	42	42
More than 2 times	3	0	0	0	0	0	0	0	0	0	0	22	22
No answer	9	0	0	0	0	0	0	0	0	0	0	113	113
Not applicable (SEE REMARKS) BK		13,626	354	7,542	353	5,907	1,606	2,992	2,904	2,832	2,498	40,614	

B. Country?

[VAR: WWWCNTRY]

RESPONSE	PUNCH	YEAR										COL. 3327	
		1972-82	1982B	1983-87	1987B	1988-91	1993	1994	1996	1998	2000	ALL	
Never	1	0	0	0	0	0	0	0	0	0	0	140	140
1-2 times	2	0	0	0	0	0	0	0	0	0	0	43	43
More than 2 times	3	0	0	0	0	0	0	0	0	0	0	23	23
No answer	9	0	0	0	0	0	0	0	0	0	0	113	113
Not applicable (SEE REMARKS)	BK	13,626	354	7,542	353	5,907	1,606	2,992	2,904	2,832	2,498	40,614	

C. Gothic or Industrial?

[VAR: WWWGTHIC]

RESPONSE	PUNCH	YEAR										COL. 3328	
		1972-82	1982B	1983-87	1987B	1988-91	1993	1994	1996	1998	2000	ALL	
Never	1	0	0	0	0	0	0	0	0	0	0	185	185
1-2 times	2	0	0	0	0	0	0	0	0	0	0	15	15
More than 2 times	3	0	0	0	0	0	0	0	0	0	0	6	6
No answer	9	0	0	0	0	0	0	0	0	0	0	113	113
Not applicable (SEE REMARKS)	BK	13,626	354	7,542	353	5,907	1,606	2,992	2,904	2,832	2,498	40,614	

D. Jazz?

[VAR: WWWJAZZ]

RESPONSE	PUNCH	YEAR										COL. 3329	
		1972-82	1982B	1983-87	1987B	1988-91	1993	1994	1996	1998	2000	ALL	
Never	1	0	0	0	0	0	0	0	0	0	0	111	111
1-2 times	2	0	0	0	0	0	0	0	0	0	0	69	69
More than 2 times	3	0	0	0	0	0	0	0	0	0	0	26	26
No answer	9	0	0	0	0	0	0	0	0	0	0	113	113
Not applicable (SEE REMARKS)	BK	13,626	354	7,542	353	5,907	1,606	2,992	2,904	2,832	2,498	40,614	

E. Oldies?

[VAR: WWWOLDIE]

RESPONSE	PUNCH	YEAR										COL. 3330	
		1972-82	1982B	1983-87	1987B	1988-91	1993	1994	1996	1998	2000	ALL	
Never	1	0	0	0	0	0	0	0	0	0	0	109	109
1-2 times	2	0	0	0	0	0	0	0	0	0	0	58	58
More than 2 times	3	0	0	0	0	0	0	0	0	0	0	39	39
No answer	9	0	0	0	0	0	0	0	0	0	0	113	113
Not applicable (SEE REMARKS)	BK	13,626	354	7,542	353	5,907	1,606	2,992	2,904	2,832	2,498	40,614	

F. Rap/Hip-Hop?

[VAR: WWWRAP]

RESPONSE	PUNCH	YEAR										COL. 3331	
		1972-82	1982B	1983-87	1987B	1988-91	1993	1994	1996	1998	2000	ALL	
Never	1	0	0	0	0	0	0	0	0	0	0	139	139
1-2 times	2	0	0	0	0	0	0	0	0	0	0	36	36
More than 2 times	3	0	0	0	0	0	0	0	0	0	0	30	30
No answer	9	0	0	0	0	0	0	0	0	0	0	113	113
Not applicable (SEE REMARKS)	BK	13,626	354	7,542	353	5,907	1,606	2,992	2,904	2,832	2,498	40,614	

G. Religious?

[VAR: WWWRELIG]

RESPONSE	PUNCH	YEAR										COL. 3332	
		1972-82	1982B	1983-87	1987B	1988-91	1993	1994	1996	1998	2000	ALL	
Never	1	0	0	0	0	0	0	0	0	0	0	154	154
1-2 times	2	0	0	0	0	0	0	0	0	0	0	27	27
More than 2 times	3	0	0	0	0	0	0	0	0	0	0	25	25
No answer	9	0	0	0	0	0	0	0	0	0	0	113	113
Not applicable (SEE REMARKS)	BK	13,626	354	7,542	353	5,907	1,606	2,992	2,904	2,832	2,498	40,614	

H. Rock?

[VAR: WWWROCK]

RESPONSE	PUNCH	YEAR										COL. 3333	
		1972-82	1982B	1983-87	1987B	1988-91	1993	1994	1996	1998	2000	ALL	
Never	1	0	0	0	0	0	0	0	0	0	0	61	61
1-2 times	2	0	0	0	0	0	0	0	0	0	0	77	77
More than 2 times	3	0	0	0	0	0	0	0	0	0	0	68	68
No answer	9	0	0	0	0	0	0	0	0	0	0	113	113
Not applicable (SEE REMARKS)	BK	13,626	354	7,542	353	5,907	1,606	2,992	2,904	2,832	2,498	40,614	

I. World Music?

[VAR: WWWORLD]

RESPONSE	PUNCH	YEAR										COL. 3334	
		1972-82	1982B	1983-87	1987B	1988-91	1993	1994	1996	1998	2000	ALL	
Never	1	0	0	0	0	0	0	0	0	0	0	136	136
1-2 times	2	0	0	0	0	0	0	0	0	0	0	45	45
More than 2 times	3	0	0	0	0	0	0	0	0	0	0	25	25
No answer	9	0	0	0	0	0	0	0	0	0	0	113	113
Not applicable (SEE REMARKS)	BK	13,626	354	7,542	353	5,907	1,606	2,992	2,904	2,832	2,498	40,614	

REMARKS: Hand Card FF contained response options 1-3. In 2000, filter logic for the computer questions varied across versions of the survey. In Version 4, computer questions were asked of respondents who: 1) used a computer (Q.767=1) or Web-TV (Q.767A=1); and 2) ever used the Web (Q.768=1); and 3) used the Web more than 0 minutes per week (Q.769A>0) or (Q.769B>0). In Versions 5 and 6, computer questions were asked of respondents who: 1) used a computer (Q.767=1) or Web-TV (Q.767A=1); and 2) ever used the Web (Q.768=1); and 3) used the Web at least 1 hour per week (Q.769A≥1). In Versions 1 and 2, computer questions were asked of respondents who: 1) used a computer (Q.767=1) or Web-TV (Q.767A=1); and 2) ever used the Web (Q.768=1); and 3) used the Web at least 4 hours per week (Q.769A≥4).

785. Is it VERY TRUE for you, SOMEWHAT TRUE, or NOT TRUE that:

HAND CARD FG

A. You visit music sites where you can learn about or hear music form artists you already know you like?

[VAR: MUSICLKE]

RESPONSE	PUNCH	YEAR										COL. 3335	
		1972-82	1982B	1983-87	1987B	1988-91	1993	1994	1996	1998	2000	ALL	
Very true	1	0	0	0	0	0	0	0	0	0	0	127	127
Somewhat true	2	0	0	0	0	0	0	0	0	0	0	63	63
Not true	3	0	0	0	0	0	0	0	0	0	0	15	15
No answer	9	0	0	0	0	0	0	0	0	0	0	114	114
Not applicable (SEE REMARKS)	BK	13,626	354	7,542	353	5,907	1,606	2,992	2,904	2,832	2,498	40,614	

B. You visit music sites that contain information about or sounds from many different types of music?

[VAR: MUSICDIF]

RESPONSE	PUNCH	YEAR										COL. 3336	
		1972-82	1982B	1983-87	1987B	1988-91	1993	1994	1996	1998	2000	ALL	
Very true	1	0	0	0	0	0	0	0	0	0	0	78	78
Somewhat true	2	0	0	0	0	0	0	0	0	0	0	81	81
Not true	3	0	0	0	0	0	0	0	0	0	0	45	45
No answer	9	0	0	0	0	0	0	0	0	0	0	115	115
Not applicable (SEE REMARKS)	BK	13,626	354	7,542	353	5,907	1,606	2,992	2,904	2,832	2,498	40,614	

C. You visit sites where you can learn about or hear types of music that you wouldn't ordinarily listen to?

[VAR: MUSICNEW]

RESPONSE	PUNCH	YEAR										COL. 3337	
		1972-82	1982B	1983-87	1987B	1988-91	1993	1994	1996	1998	2000	ALL	
Very true	1	0	0	0	0	0	0	0	0	0	0	53	53
Somewhat true	2	0	0	0	0	0	0	0	0	0	0	60	60
Not true	3	0	0	0	0	0	0	0	0	0	0	91	91
No answer	9	0	0	0	0	0	0	0	0	0	0	115	115
Not applicable (SEE REMARKS)	BK	13,626	354	7,542	353	5,907	1,606	2,992	2,904	2,832	2,498	40,614	

REMARKS: Hand Card FG contained response options 1-3. In 2000, filter logic for the computer questions varied across versions of the survey. In Version 4, computer questions were asked of respondents who: 1) used a computer (Q.767=1) or Web-TV (Q.767A=1); and 2) ever used the Web (Q.768=1); and 3) used the Web more than 0 minutes per week (Q.769A>0) or (Q.769B>0). In Versions 5 and 6, computer questions were asked of respondents who: 1) used a computer (Q.767=1) or Web-TV (Q.767A=1); and 2) ever used the Web (Q.768=1); and 3) used the Web at least 1 hour per week (Q.769A≥1). In Versions 1 and 2, computer questions were asked of respondents who: 1) used a computer (Q.767=1) or Web-TV (Q.767A=1); and 2) ever used the Web (Q.768=1); and 3) used the Web at least 4 hours per week (Q.769A≥4).

786. A. Do you ever use the Web to learn about, view, or discuss topics related to the visual arts—painting, sculpture, or so on?

[VAR: WWWART]

RESPONSE	PUNCH	YEAR										COL. 3338	
		1972-82	1982B	1983-87	1987B	1988-91	1993	1994	1996	1998	2000	ALL	
Yes	1	0	0	0	0	0	0	0	0	0	0	100	100
No	2	0	0	0	0	0	0	0	0	0	0	278	278
No answer	9	0	0	0	0	0	0	0	0	0	0	113	113
Not applicable (SEE REMARKS)	BK	13,626	354	7,542	353	5,907	1,606	2,992	2,904	2,832	2,326	40,442	

In terms of the visual arts, do you ever:

B. Visit the Web site of an art museum or art gallery in order to learn about upcoming exhibits or to get information before visiting that museum?

[VAR: ARTMUS1]

RESPONSE	PUNCH	YEAR										COL. 3339	
		1972-82	1982B	1983-87	1987B	1988-91	1993	1994	1996	1998	2000	ALL	
Yes	1	0	0	0	0	0	0	0	0	0	0	63	63
No	2	0	0	0	0	0	0	0	0	0	0	35	35
No answer	9	0	0	0	0	0	0	0	0	0	0	115	115
Not applicable (SEE REMARKS)	BK	13,626	354	7,542	353	5,907	1,606	2,992	2,904	2,832	2,604	40,720	

C. Visit the Web site of an art museum or art gallery in order to look at art works exhibited there?

[VAR: ARTMUS2]

RESPONSE	PUNCH	YEAR										COL. 3340	
		1972-82	1982B	1983-87	1987B	1988-91	1993	1994	1996	1998	2000	ALL	
Yes	1	0	0	0	0	0	0	0	0	0	0	74	74
No	2	0	0	0	0	0	0	0	0	0	0	24	24
No answer	9	0	0	0	0	0	0	0	0	0	0	115	155
Not applicable (SEE REMARKS)	BK	13,626	354	7,542	353	5,907	1,606	2,992	2,904	2,832	2,604	40,720	

D. Visit a Web site that is not associated with an art museum or art gallery in order to look at art works?

[VAR: ARTVIEW]

RESPONSE	PUNCH	YEAR										COL. 3341	
		1972-82	1982B	1983-87	1987B	1988-91	1993	1994	1996	1998	2000	ALL	
Yes	1	0	0	0	0	0	0	0	0	0	0	68	68
No	2	0	0	0	0	0	0	0	0	0	0	30	30
No answer	9	0	0	0	0	0	0	0	0	0	0	115	115
Not applicable (SEE REMARKS)	BK	13,626	354	7,542	353	5,907	1,606	2,992	2,904	2,832	2,604	40,720	

E. Visit the Web to get information about an artist or sculptor or a school of artists?

[VAR: ARTINFO]

RESPONSE	PUNCH	YEAR										COL. 3342	
		1972-82	1982B	1983-87	1987B	1988-91	1993	1994	1996	1998	2000	ALL	
Yes	1	0	0	0	0	0	0	0	0	0	0	53	53
No	2	0	0	0	0	0	0	0	0	0	0	45	45
No answer	9	0	0	0	0	0	0	0	0	0	0	115	115
Not applicable (SEE REMARKS)	BK	13,626	354	7,542	353	5,907	1,606	2,992	2,904	2,832	2,604	40,720	

F. Visit an art museum or gallery as a result of what you found on its Web site?

[VAR: ARTMUS3]

RESPONSE	PUNCH	YEAR										COL. 3343	
		1972-82	1982B	1983-87	1987B	1988-91	1993	1994	1996	1998	2000	ALL	
Yes	1	0	0	0	0	0	0	0	0	0	0	52	52
No	2	0	0	0	0	0	0	0	0	0	0	46	46
No answer	9	0	0	0	0	0	0	0	0	0	0	115	115
Not applicable (SEE REMARKS)	BK	13,626	354	7,542	353	5,907	1,606	2,992	2,904	2,832	2,604	40,720	

REMARKS: In 2000, filter logic for the computer questions varied across versions of the survey. In Version 4, computer questions were asked of respondents who: 1) used a computer (Q.767=1) or Web-TV (Q.767A=1); and 2) ever used the Web (Q.768=1); and 3) used the Web more than 0 minutes per week (Q.769A>0) or (Q.769B>0). In Versions 5 and 6, computer questions were asked of respondents who: 1) used a computer (Q.767=1) or Web-TV (Q.767A=1); and 2) ever used the Web (Q.768=1); and 3) used the Web at least 1 hour per week (Q.769A≥1). In Versions 1 and 2, computer questions were asked of respondents who: 1) used a computer (Q.767=1) or Web-TV (Q.767A=1); and 2) ever used the Web (Q.768=1); and 3) used the Web at least 4 hours per week (Q.769A≥4).

787. A. Do you ever use the Web to learn about, read, or discuss topics related to literature—novels, poetry, or plays?

[VAR: WWWLIT]

RESPONSE	PUNCH	YEAR										COL. 3344	
		1972-82	1982B	1983-87	1987B	1988-91	1993	1994	1996	1998	2000	ALL	
Yes	1	0	0	0	0	0	0	0	0	0	0	148	148
No . . . (GO TO Q.788A)	2	0	0	0	0	0	0	0	0	0	0	228	228
No answer	9	0	0	0	0	0	0	0	0	0	0	115	115
Not applicable (SEE REMARKS)	BK	13,626	354	7,542	353	5,907	1,606	2,992	2,904	2,832	2,326	40,442	

B. Visited the Web site of a book publisher, magazine, or on-line book store to learn about a novel, play, or book of poems?

[VAR: LITSITE]

RESPONSE	PUNCH	YEAR										COL. 3345
		1972-82	1982B	1983-87	1987B	1988-91	1993	1994	1996	1998	2000	ALL
Yes	1	0	0	0	0	0	0	0	0	0	120	120
No	2	0	0	0	0	0	0	0	0	0	28	28
No answer	9	0	0	0	0	0	0	0	0	0	115	115
Not applicable (SEE REMARKS)	BK	13,626	354	7,542	353	5,907	1,606	2,992	2,904	2,832	2,554	40,670

C. Downloaded a poem or work of fiction from a Web site to your computer?

[VAR: LITGET]

RESPONSE	PUNCH	YEAR										COL. 3346
		1972-82	1982B	1983-87	1987B	1988-91	1993	1994	1996	1998	2000	ALL
Yes	1	0	0	0	0	0	0	0	0	0	72	72
No	2	0	0	0	0	0	0	0	0	0	76	76
No answer	9	0	0	0	0	0	0	0	0	0	115	115
Not applicable (SEE REMARKS)	BK	13,626	354	7,542	353	5,907	1,606	2,992	2,904	2,832	2,554	40,670

D. Visited a Web site associated with a particular novelist, playwright or poet?

[VAR: LITAUTH]

RESPONSE	PUNCH	YEAR										COL. 3347
		1972-82	1982B	1983-87	1987B	1988-91	1993	1994	1996	1998	2000	ALL
Yes	1	0	0	0	0	0	0	0	0	0	91	91
No	2	0	0	0	0	0	0	0	0	0	57	57
No answer	9	0	0	0	0	0	0	0	0	0	115	115
Not applicable (SEE REMARKS)	BK	13,626	354	7,542	353	5,907	1,606	2,992	2,904	2,832	2,554	40,670

E. Read a book by an author whose work you first discovered on the Web?

[VAR: LITREAD]

RESPONSE	PUNCH	YEAR										COL. 3348
		1972-82	1982B	1983-87	1987B	1988-91	1993	1994	1996	1998	2000	ALL
Yes	1	0	0	0	0	0	0	0	0	0	44	44
No	2	0	0	0	0	0	0	0	0	0	104	104
No answer	9	0	0	0	0	0	0	0	0	0	115	115
Not applicable (SEE REMARKS)	BK	13,626	354	7,542	353	5,907	1,606	2,992	2,904	2,832	2,554	40,670

REMARKS: In 2000, filter logic for the computer questions varied across versions of the survey. In Version 4, computer questions were asked of respondents who: 1) used a computer (Q.767=1) or Web-TV (Q.767A=1); and 2) ever used the Web (Q.768=1); and 3) used the Web more than 0 minutes per week (Q.769A>0) or (Q.769B>0). In Versions 5 and 6, computer questions were asked of respondents who: 1) used a computer (Q.767=1) or Web-TV (Q.767A=1); and 2) ever used the Web (Q.768=1); and 3) used the Web at least 1 hour per week (Q.769A≥1). In Versions 1 and 2, computer questions were asked of respondents who: 1) used a computer (Q.767=1) or Web-TV (Q.767A=1); and 2) ever used the Web (Q.768=1); and 3) used the Web at least 4 hours per week (Q.769A≥4).

788. A. Have you ever first come into contact with someone on the Internet—through a chat room, bulletin board, news group, discussion forum, or other interactive site, or through their Web page—with whom you later established a relationship outside the Internet?

[VAR: WWWPERSN]

RESPONSE	PUNCH	YEAR										COL. 3349
		1972-82	1982B	1983-87	1987B	1988-91	1993	1994	1996	1998	2000	ALL
Yes	1	0	0	0	0	0	0	0	0	0	70	70
No (GO TO Q.789)	2	0	0	0	0	0	0	0	0	0	582	582
No answer	9	0	0	0	0	0	0	0	0	0	90	90
Not applicable (SEE REMARKS)	BK	13,626	354	7,542	353	5,907	1,606	2,992	2,904	2,832	2,075	40,191

Did any of these people become:

B. Spouse or partner?

[VAR: WWWSP]

RESPONSE	PUNCH	YEAR										COL. 3350
		1972-82	1982B	1983-87	1987B	1988-91	1993	1994	1996	1998	2000	ALL
Yes	1	0	0	0	0	0	0	0	0	0	6	6
No	2	0	0	0	0	0	0	0	0	0	63	63
No answer	9	0	0	0	0	0	0	0	0	0	91	91
Not applicable (SEE REMARKS)	BK 13,626	354	7,542	353	5,907	1,606	2,992	2,904	2,832	2,657	40,773	

C. Girlfriend or boyfriend?

[VAR: WWWGFBF]

RESPONSE	PUNCH	YEAR										COL. 3351
		1972-82	1982B	1983-87	1987B	1988-91	1993	1994	1996	1998	2000	ALL
Yes	1	0	0	0	0	0	0	0	0	0	19	19
No	2	0	0	0	0	0	0	0	0	0	50	50
No answer	9	0	0	0	0	0	0	0	0	0	91	91
Not applicable (SEE REMARKS)	BK 13,626	354	7,542	353	5,907	1,606	2,992	2,904	2,832	2,657	40,773	

D. Coworker?

[VAR: WWWCOWRK]

RESPONSE	PUNCH	YEAR										COL. 3352
		1972-82	1982B	1983-87	1987B	1988-91	1993	1994	1996	1998	2000	ALL
Yes	1	0	0	0	0	0	0	0	0	0	11	11
No	2	0	0	0	0	0	0	0	0	0	58	58
No answer	9	0	0	0	0	0	0	0	0	0	91	91
Not applicable (SEE REMARKS)	BK 13,626	354	7,542	353	5,907	1,606	2,992	2,904	2,832	2,657	40,773	

E. Other business associate?

[VAR: WWWBIZ]

RESPONSE	PUNCH	YEAR										COL. 3353
		1972-82	1982B	1983-87	1987B	1988-91	1993	1994	1996	1998	2000	ALL
Yes	1	0	0	0	0	0	0	0	0	0	17	17
No	2	0	0	0	0	0	0	0	0	0	52	52
No answer	9	0	0	0	0	0	0	0	0	0	91	91
Not applicable (SEE REMARKS)	BK 13,626	354	7,542	353	5,907	1,606	2,992	2,904	2,832	2,657	40,773	

F. Neighbor?

[VAR: WW WNEI]

RESPONSE	PUNCH	YEAR										COL. 3354
		1972-82	1982B	1983-87	1987B	1988-91	1993	1994	1996	1998	2000	ALL
Yes	1	0	0	0	0	0	0	0	0	0	4	4
No	2	0	0	0	0	0	0	0	0	0	65	65
No answer	9	0	0	0	0	0	0	0	0	0	91	91
Not applicable (SEE REMARKS)	BK 13,626	354	7,542	353	5,907	1,606	2,992	2,904	2,832	2,657	40,773	

G. Friend?

[VAR: WWWFRND]

RESPONSE	PUNCH	YEAR										COL. 3355
		1972-82	1982B	1983-87	1987B	1988-91	1993	1994	1996	1998	2000	ALL
Yes	1	0	0	0	0	0	0	0	0	0	57	57
No	2	0	0	0	0	0	0	0	0	0	11	11
No answer	9	0	0	0	0	0	0	0	0	0	92	92
Not applicable (SEE REMARKS)	BK 13,626	354	7,542	353	5,907	1,606	2,992	2,904	2,832	2,657	40,773	

H. Someone you worked with on a civic, community or political project?

[VAR: WWWVOL]

RESPONSE	PUNCH	YEAR										COL. 3356	
		1972-82	1982B	1983-87	1987B	1988-91	1993	1994	1996	1998	2000	ALL	
Yes	1	0	0	0	0	0	0	0	0	0	0	7	7
No	2	0	0	0	0	0	0	0	0	0	0	62	62
No answer	9	0	0	0	0	0	0	0	0	0	0	91	91
Not applicable (SEE REMARKS)	BK	13,626	354	7,542	353	5,907	1,606	2,992	2,904	2,832	2,657	40,773	

REMARKS: In 2000, filter logic for the computer questions varied across versions of the survey. In Version 4, computer questions were asked of respondents who: 1) used a computer (Q.767=1) or Web-TV (Q.767A=1); and 2) ever used the Web (Q.768=1); and 3) used the Web more than 0 minutes per week (Q.769A>0) or (Q.769B>0). In Versions 5 and 6, computer questions were asked of respondents who: 1) used a computer (Q.767=1) or Web-TV (Q.767A=1); and 2) ever used the Web (Q.768=1); and 3) used the Web at least 1 hour per week (Q.769A≥1). In Versions 1 and 2, computer questions were asked of respondents who: 1) used a computer (Q.767=1) or Web-TV (Q.767A=1); and 2) ever used the Web (Q.768=1); and 3) used the Web at least 4 hours per week (Q.769A≥4).

789. When you want to learn how to do something new with your software and you need advice on how to do it, which of the following do you do? (Name as many as are correct.) [PROMPT: Anything else?]

A. Look in the on-line "help" provided as part of the software?

[VAR: ONLINE]

RESPONSE	PUNCH	YEAR										COL. 3357	
		1972-82	1982B	1983-87	1987B	1988-91	1993	1994	1996	1998	2000	ALL	
Yes	1	0	0	0	0	0	0	0	0	0	0	457	457
No	2	0	0	0	0	0	0	0	0	0	0	197	197
No answer	9	0	0	0	0	0	0	0	0	0	0	88	88
Not applicable (SEE REMARKS)	BK	13,626	354	7,542	353	5,907	1,606	2,992	2,904	2,832	2,075	40,191	

B. Look in a printed manual, book, or CD that tells how to use the software?

[VAR: MANUAL]

RESPONSE	PUNCH	YEAR										COL. 3358	
		1972-82	1982B	1983-87	1987B	1988-91	1993	1994	1996	1998	2000	ALL	
Yes	1	0	0	0	0	0	0	0	0	0	0	486	486
No	2	0	0	0	0	0	0	0	0	0	0	168	168
No answer	9	0	0	0	0	0	0	0	0	0	0	88	88
Not applicable (SEE REMARKS)	BK	13,626	354	7,542	353	5,907	1,606	2,992	2,904	2,832	2,075	40,191	

C. Call the software company to get help?

[VAR: CALLCOMP]

RESPONSE	PUNCH	YEAR										COL. 3359	
		1972-82	1982B	1983-87	1987B	1988-91	1993	1994	1996	1998	2000	ALL	
Yes	1	0	0	0	0	0	0	0	0	0	0	303	303
No	2	0	0	0	0	0	0	0	0	0	0	351	351
No answer	9	0	0	0	0	0	0	0	0	0	0	88	88
Not applicable (SEE REMARKS)	BK	13,626	354	7,542	353	5,907	1,606	2,992	2,904	2,832	2,075	40,191	

D. Ask someone at your workplace or school for help?

[VAR: ASKWORK]

RESPONSE	PUNCH	YEAR										COL. 3360	
		1972-82	1982B	1983-87	1987B	1988-91	1993	1994	1996	1998	2000	ALL	
Yes	1	0	0	0	0	0	0	0	0	0	0	416	416
No	2	0	0	0	0	0	0	0	0	0	0	242	242
No answer	9	0	0	0	0	0	0	0	0	0	0	84	84
Not applicable (SEE REMARKS)	BK	13,626	354	7,542	353	5,907	1,606	2,992	2,904	2,832	2,075	40,191	

E. Ask someone else you know for help?

[VAR: ASKOTHER]

RESPONSE	PUNCH	YEAR										COL. 3361
		1972-82	1982B	1983-87	1987B	1988-91	1993	1994	1996	1998	2000	ALL
Yes	1	0	0	0	0	0	0	0	0	0	544	544
No	2	0	0	0	0	0	0	0	0	0	119	119
No answer	9	0	0	0	0	0	0	0	0	0	79	79
Not applicable (SEE REMARKS)	BK	13,626	354	7,542	353	5,907	1,606	2,992	2,904	2,832	2,075	40,191

F. Pay someone to help you?

[VAR: PAYOTHER]

RESPONSE	PUNCH	YEAR										COL. 3362
		1972-82	1982B	1983-87	1987B	1988-91	1993	1994	1996	1998	2000	ALL
Yes	1	0	0	0	0	0	0	0	0	0	79	79
No	2	0	0	0	0	0	0	0	0	0	576	576
No answer	9	0	0	0	0	0	0	0	0	0	87	87
Not applicable (SEE REMARKS)	BK	13,626	354	7,542	353	5,907	1,606	2,992	2,904	2,832	2,075	40,191

G. Figure it out yourself?

[VAR: DOONOWN]

RESPONSE	PUNCH	YEAR										COL. 3363
		1972-82	1982B	1983-87	1987B	1988-91	1993	1994	1996	1998	2000	ALL
Yes	1	0	0	0	0	0	0	0	0	0	570	570
No	2	0	0	0	0	0	0	0	0	0	85	85
No answer	9	0	0	0	0	0	0	0	0	0	87	87
Not applicable (SEE REMARKS)	BK	13,626	354	7,542	353	5,907	1,606	2,992	2,904	2,832	2,075	40,191

REMARKS: In 2000, filter logic for the computer questions varied across versions of the survey. In Version 4, computer questions were asked of respondents who: 1) used a computer (Q.767=1) or Web-TV (Q.767A=1); and 2) ever used the Web (Q.768=1); and 3) used the Web more than 0 minutes per week (Q.769A>0) or (Q.769B>0). In Versions 5 and 6, computer questions were asked of respondents who: 1) used a computer (Q.767=1) or Web-TV (Q.767A=1); and 2) ever used the Web (Q.768=1); and 3) used the Web at least 1 hour per week (Q.769A≥1). In Versions 1 and 2, computer questions were asked of respondents who: 1) used a computer (Q.767=1) or Web-TV (Q.767A=1); and 2) ever used the Web (Q.768=1); and 3) used the Web at least 4 hours per week (Q.769A≥4).

790. Do the people you can ask for advice include? (Name as many as are correct):

HAND CARD FH

A. Spouse or partner?

[VAR: ADVSP]

RESPONSE	PUNCH	YEAR										COL. 3364
		1972-82	1982B	1983-87	1987B	1988-91	1993	1994	1996	1998	2000	ALL
Yes	1	0	0	0	0	0	0	0	0	0	241	241
No	2	0	0	0	0	0	0	0	0	0	334	334
No answer	9	0	0	0	0	0	0	0	0	0	97	97
Not applicable (SEE REMARKS)	BK	13,626	354	7,542	353	5,907	1,606	2,992	2,904	2,832	2,145	40,261

B. Son or daughter?

[VAR: ADVCHLD]

RESPONSE	PUNCH	YEAR										COL. 3365	
		1972-82	1982B	1983-87	1987B	1988-91	1993	1994	1996	1998	2000	ALL	
Yes	1	0	0	0	0	0	0	0	0	0	0	151	151
No	2	0	0	0	0	0	0	0	0	0	0	420	420
No answer	9	0	0	0	0	0	0	0	0	0	0	101	101
Not applicable (SEE REMARKS) BK		13,626	354	7,542	353	5,907	1,606	2,992	2,904	2,832	2,145	40,261	

C. Mother or father?

[VAR: ADVPAR]

RESPONSE	PUNCH	YEAR										COL. 3366	
		1972-82	1982B	1983-87	1987B	1988-91	1993	1994	1996	1998	2000	ALL	
Yes	1	0	0	0	0	0	0	0	0	0	0	100	100
No	2	0	0	0	0	0	0	0	0	0	0	475	475
No answer	9	0	0	0	0	0	0	0	0	0	0	97	97
Not applicable (SEE REMARKS) BK		13,626	354	7,542	353	5,907	1,606	2,992	2,904	2,832	2,145	40,261	

D. Brother or sister/brother-/sister-in-law?

[VAR: ADVSIB]

RESPONSE	PUNCH	YEAR										COL. 3367	
		1972-82	1982B	1983-87	1987B	1988-91	1993	1994	1996	1998	2000	ALL	
Yes	1	0	0	0	0	0	0	0	0	0	0	230	230
No	2	0	0	0	0	0	0	0	0	0	0	346	346
No answer	9	0	0	0	0	0	0	0	0	0	0	96	96
Not applicable (SEE REMARKS) BK		13,626	354	7,542	353	5,907	1,606	2,992	2,904	2,832	2,145	40,261	

E. Other family?

[VAR: ADVFAM]

RESPONSE	PUNCH	YEAR										COL. 3368	
		1972-82	1982B	1983-87	1987B	1988-91	1993	1994	1996	1998	2000	ALL	
Yes	1	0	0	0	0	0	0	0	0	0	0	185	185
No	2	0	0	0	0	0	0	0	0	0	0	392	392
No answer	9	0	0	0	0	0	0	0	0	0	0	95	95
Not applicable (SEE REMARKS) BK		13,626	354	7,542	353	5,907	1,606	2,992	2,904	2,832	2,145	40,261	

F. A teacher?

[VAR: ADVTCHR]

RESPONSE	PUNCH	YEAR										COL. 3369	
		1972-82	1982B	1983-87	1987B	1988-91	1993	1994	1996	1998	2000	ALL	
Yes	1	0	0	0	0	0	0	0	0	0	0	123	123
No	2	0	0	0	0	0	0	0	0	0	0	452	452
No answer	9	0	0	0	0	0	0	0	0	0	0	97	97
Not applicable (SEE REMARKS) BK		13,626	354	7,542	353	5,907	1,606	2,992	2,904	2,832	2,145	40,261	

G. A fellow student?

[VAR: ADVSTU]

RESPONSE	PUNCH	YEAR										COL. 3370	
		1972-82	1982B	1983-87	1987B	1988-91	1993	1994	1996	1998	2000	ALL	
Yes	1	0	0	0	0	0	0	0	0	0	0	117	117
No	2	0	0	0	0	0	0	0	0	0	0	457	457
No answer	9	0	0	0	0	0	0	0	0	0	0	98	98
Not applicable (SEE REMARKS) BK		13,626	354	7,542	353	5,907	1,606	2,992	2,904	2,832	2,145	40,261	

H. A supervisor or trainer at work?

[VAR: ADVSUP]

RESPONSE	PUNCH	YEAR										COL.	3371
		1972-82	1982B	1983-87	1987B	1988-91	1993	1994	1996	1998	2000	ALL	
Yes	1	0	0	0	0	0	0	0	0	0	254	254	
No	2	0	0	0	0	0	0	0	0	0	323	323	
No answer	9	0	0	0	0	0	0	0	0	0	95	95	
Not applicable (SEE REMARKS)	BK	13,626	354	7,542	353	5,907	1,606	2,992	2,904	2,832	2,145	40,261	

I. Other co-worker?

[VAR: ADVCOWRK]

RESPONSE	PUNCH	YEAR										COL.	3372
		1972-82	1982B	1983-87	1987B	1988-91	1993	1994	1996	1998	2000	ALL	
Yes	1	0	0	0	0	0	0	0	0	0	389	389	
No	2	0	0	0	0	0	0	0	0	0	189	189	
No answer	9	0	0	0	0	0	0	0	0	0	94	94	
Not applicable (SEE REMARKS)	BK	13,626	354	7,542	353	5,907	1,606	2,992	2,904	2,832	2,145	40,261	

J. A close, personal friend?

[VAR: ADVCFRND]

RESPONSE	PUNCH	YEAR										COL.	3373
		1972-82	1982B	1983-87	1987B	1988-91	1993	1994	1996	1998	2000	ALL	
Yes	1	0	0	0	0	0	0	0	0	0	442	442	
No	2	0	0	0	0	0	0	0	0	0	135	135	
No answer	9	0	0	0	0	0	0	0	0	0	95	95	
Not applicable (SEE REMARKS)	BK	13,626	354	7,542	353	5,907	1,606	2,992	2,904	2,832	2,145	40,261	

K. Other friend or acquaintance?

[VAR: ADVOFRND]

RESPONSE	PUNCH	YEAR										COL.	3374
		1972-82	1982B	1983-87	1987B	1988-91	1993	1994	1996	1998	2000	ALL	
Yes	1	0	0	0	0	0	0	0	0	0	382	382	
No	2	0	0	0	0	0	0	0	0	0	195	195	
No answer	9	0	0	0	0	0	0	0	0	0	95	95	
Not applicable (SEE REMARKS)	BK	13,626	354	7,542	353	5,907	1,606	2,992	2,904	2,832	2,145	40,261	

L. A librarian?

[VAR: ADVLIB]

RESPONSE	PUNCH	YEAR										COL.	3375
		1972-82	1982B	1983-87	1987B	1988-91	1993	1994	1996	1998	2000	ALL	
Yes	1	0	0	0	0	0	0	0	0	0	100	100	
No	2	0	0	0	0	0	0	0	0	0	475	475	
No answer	9	0	0	0	0	0	0	0	0	0	97	97	
Not applicable (SEE REMARKS)	BK	13,626	354	7,542	353	5,907	1,606	2,992	2,904	2,832	2,145	40,261	

REMARKS: Hand Card FH contained response options 1-2. In 2000, filter logic for the computer questions varied across versions of the survey. In Version 4, computer questions were asked of respondents who: 1) used a computer (Q.767=1) or Web-TV (Q.767A=1); and 2) ever used the Web (Q.768=1); and 3) used the Web more than 0 minutes per week (Q.769A>0) or (Q.769B>0). In Versions 5 and 6, computer questions were asked of respondents who: 1) used a computer (Q.767=1) or Web-TV (Q.767A=1); and 2) ever used the Web (Q.768=1); and 3) used the Web at least 1 hour per week (Q.769A≥1). In Versions 1 and 2, computer questions were asked of respondents who: 1) used a computer (Q.767=1) or Web-TV (Q.767A=1); and 2) ever used the Web (Q.768=1); and 3) used the Web at least 4 hours per week (Q.769A≥4).

791. Now we'd like to ask you a few questions about terms that people use to talk about the Internet and World Wide Web.

A. Do you know the name of any search engine?

[VAR: SRCHENG1]

RESPONSE	PUNCH	YEAR									COL. 3376	
		1972-82	1982B	1983-87	1987B	1988-91	1993	1994	1996	1998	2000	ALL
Yes	1	0	0	0	0	0	0	0	0	0	526	526
No . . (Go to Q.791C.)	2	0	0	0	0	0	0	0	0	0	140	140
No answer	9	0	0	0	0	0	0	0	0	0	76	76
Not applicable (SEE REMARKS) BK	13,626	354	7,542	353	5,907	1,606	2,992	2,904	2,832	2,075	40,191	

B. Please name one.

[VAR: SRCHENG2]

RESPONSE	PUNCH	YEAR									COL. 3377-3378	
		1972-82	1982B	1983-87	1987B	1988-91	1993	1994	1996	1998	2000	ALL
Yahoo	1	0	0	0	0	0	0	0	0	0	315	315
Lycos	2	0	0	0	0	0	0	0	0	0	33	33
Search.com	3	0	0	0	0	0	0	0	0	0	1	1
Gopher	4	0	0	0	0	0	0	0	0	0	1	1
All the web	5	0	0	0	0	0	0	0	0	0	1	1
MSN	6	0	0	0	0	0	0	0	0	0	7	7
E-bay	7	0	0	0	0	0	0	0	0	0	1	1
Infoseek	8	0	0	0	0	0	0	0	0	0	0	0
Alta Vista	9	0	0	0	0	0	0	0	0	0	0	0
Explorer	10	0	0	0	0	0	0	0	0	0	7	7
Netscape	11	0	0	0	0	0	0	0	0	0	14	14
I Search	12	0	0	0	0	0	0	0	0	0	1	1
Excite	13	0	0	0	0	0	0	0	0	0	19	19
AOL	14	0	0	0	0	0	0	0	0	0	17	17
Java	15	0	0	0	0	0	0	0	0	0	1	1
Web Crawler	16	0	0	0	0	0	0	0	0	0	4	4
Hotbot	17	0	0	0	0	0	0	0	0	0	7	7
Google	18	0	0	0	0	0	0	0	0	0	12	12
Copernic	19	0	0	0	0	0	0	0	0	0	1	1
Ask Jeeves	20	0	0	0	0	0	0	0	0	0	3	3
I-Won	21	0	0	0	0	0	0	0	0	0	5	5
Dogpile	22	0	0	0	0	0	0	0	0	0	6	6
Streetviolence.com	23	0	0	0	0	0	0	0	0	0	1	1
Browser	24	0	0	0	0	0	0	0	0	0	1	1
Northern Light	25	0	0	0	0	0	0	0	0	0	1	1
Www.irs.com	26	0	0	0	0	0	0	0	0	0	1	1
Netfind	27	0	0	0	0	0	0	0	0	0	2	2
Keysend	28	0	0	0	0	0	0	0	0	0	1	1
Metacrawler	29	0	0	0	0	0	0	0	0	0	2	2
Uproar.com	30	0	0	0	0	0	0	0	0	0	1	1
Snap!	31	0	0	0	0	0	0	0	0	0	3	3
Go	32	0	0	0	0	0	0	0	0	0	2	2
Myway	33	0	0	0	0	0	0	0	0	0	1	1
Fuse	34	0	0	0	0	0	0	0	0	0	1	1
ESPN	35	0	0	0	0	0	0	0	0	0	1	1
USWest	36	0	0	0	0	0	0	0	0	0	0	0
Terra.com	37	0	0	0	0	0	0	0	0	0	0	0
Goto.com	38	0	0	0	0	0	0	0	0	0	1	1
Bizrate	39	0	0	0	0	0	0	0	0	0	1	1
Fastsearch	40	0	0	0	0	0	0	0	0	0	0	0
Sherlock	41	0	0	0	0	0	0	0	0	0	1	1
Lynco	42	0	0	0	0	0	0	0	0	0	1	1
Inference	43	0	0	0	0	0	0	0	0	0	0	0
4 Anything	44	0	0	0	0	0	0	0	0	0	1	1
Don't know	98	0	0	0	0	0	0	0	0	0	0	0
No answer	99	0	0	0	0	0	0	0	0	0	0	0
Not applicable (SEE REMARKS) BK	13,626	354	7,542	353	5,907	1,606	2,992	2,904	2,832	2,215	40,331	

C. Do you know how to download a file from the World Wide Web to your computer?

[VAR: DOWNLOAD]

RESPONSE	PUNCH	YEAR										COL.	3379
		1972-82	1982B	1983-87	1987B	1988-91	1993	1994	1996	1998	2000	ALL	
Yes	1	0	0	0	0	0	0	0	0	0	532	532	
No	2	0	0	0	0	0	0	0	0	0	131	131	
No answer	9	0	0	0	0	0	0	0	0	0	79	79	
Not applicable (SEE REMARKS)	BK	13,626	354	7,542	353	5,907	1,606	2,992	2,904	2,832	2,075	40,191	

D. Do you know how to send a file that is on your computer's hard drive to someone using another computer?

[VAR: UPLOAD]

RESPONSE	PUNCH	YEAR										COL.	3380
		1972-82	1982B	1983-87	1987B	1988-91	1993	1994	1996	1998	2000	ALL	
Yes	1	0	0	0	0	0	0	0	0	0	457	457	
No	2	0	0	0	0	0	0	0	0	0	205	205	
No answer	9	0	0	0	0	0	0	0	0	0	80	80	
Not applicable (SEE REMARKS)	BK	13,626	354	7,542	353	5,907	1,606	2,992	2,904	2,832	2,075	40,191	

E. Do you know what a computer virus is?

[VAR: CMPVIRUS]

RESPONSE	PUNCH	YEAR										COL.	3381
		1972-82	1982B	1983-87	1987B	1988-91	1993	1994	1996	1998	2000	ALL	
Yes	1	0	0	0	0	0	0	0	0	0	632	632	
No	2	0	0	0	0	0	0	0	0	0	30	30	
No answer	9	0	0	0	0	0	0	0	0	0	80	80	
Not applicable (SEE REMARKS)	BK	13,626	354	7,542	353	5,907	1,606	2,992	2,904	2,832	2,075	40,191	

REMARKS: In 2000, filter logic for the computer questions varied across versions of the survey. In Version 4, computer questions were asked of respondents who: 1) used a computer (Q.767=1) or Web-TV (Q.767A=1); and 2) ever used the Web (Q.768=1); and 3) used the Web more than 0 minutes per week (Q.769A>0) or (Q.769B>0). In Versions 5 and 6, computer questions were asked of respondents who: 1) used a computer (Q.767=1) or Web-TV (Q.767A=1); and 2) ever used the Web (Q.768=1); and 3) used the Web at least 1 hour per week (Q.769A≥1). In Versions 1 and 2, computer questions were asked of respondents who: 1) used a computer (Q.767=1) or Web-TV (Q.767A=1); and 2) ever used the Web (Q.768=1); and 3) used the Web at least 4 hours per week (Q.769A≥4).

792. In the past year, that is, between (INSERT CURRENT MONTH) 1999 and (INSERT CURRENT MONTH) 2000—have you looked for information about a health concern or medical problem?

[VAR: HLTHINFO]

RESPONSE	PUNCH	YEAR										COL.	3385
		1972-82	1982B	1983-87	1987B	1988-91	1993	1994	1996	1998	2000	ALL	
No. .(GO TO Q.794)	1	0	0	0	0	0	0	0	0	0	0	0	
1 or 2 times	2	0	0	0	0	0	0	0	0	0	219	219	
3 or more times	3	0	0	0	0	0	0	0	0	0	171	171	
No answer	9	0	0	0	0	0	0	0	0	0	15	15	
Not applicable	BK	13,626	354	7,542	353	5,907	1,606	2,992	2,904	2,832	2,412	40,528	

793. If YES, please tell me if you tried to find such health information from:

A. Articles in a daily newspaper?

[VAR: HLTHPAPR]

RESPONSE	PUNCH	YEAR										COL. 3386	
		1972-82	1982B	1983-87	1987B	1988-91	1993	1994	1996	1998	2000	ALL	
1 or 2 times	1	0	0	0	0	0	0	0	0	0	0	69	69
3 or more times	2	0	0	0	0	0	0	0	0	0	0	39	39
No answer	9	0	0	0	0	0	0	0	0	0	0	20	20
Not applicable (Punch 1 on Col. 3385)	BK	13,626	354	7,542	353	5,907	1,606	2,992	2,904	2,832	2,689	40,805	

B. Articles in a general-interest magazine?

[VAR: HLTHMAG 1]

RESPONSE	PUNCH	YEAR										COL. 3387	
		1972-82	1982B	1983-87	1987B	1988-91	1993	1994	1996	1998	2000	ALL	
1 or 2 times	1	0	0	0	0	0	0	0	0	0	0	92	92
3 or more times	2	0	0	0	0	0	0	0	0	0	0	50	50
No answer	9	0	0	0	0	0	0	0	0	0	0	21	21
Not applicable (Punch 1 on Col. 3385)	BK	13,626	354	7,542	353	5,907	1,606	2,992	2,904	2,832	2,654	40,770	

C. Special health or medical magazine or new sletter?

[VAR: HLTHMAG 2]

RESPONSE	PUNCH	YEAR										COL. 3388	
		1972-82	1982B	1983-87	1987B	1988-91	1993	1994	1996	1998	2000	ALL	
1 or 2 times	1	0	0	0	0	0	0	0	0	0	0	102	102
3 or more times	2	0	0	0	0	0	0	0	0	0	0	59	59
No answer	9	0	0	0	0	0	0	0	0	0	0	22	22
Not applicable (Punch 1 on Col. 3385)	BK	13,626	354	7,542	353	5,907	1,606	2,992	2,904	2,832	2,634	40,750	

D. A doctor, nurse, or other medical professional?

[VAR: HLTHDOC]

RESPONSE	PUNCH	YEAR										COL. 3389	
		1972-82	1982B	1983-87	1987B	1988-91	1993	1994	1996	1998	2000	ALL	
1 or 2 times	1	0	0	0	0	0	0	0	0	0	0	206	206
3 or more times	2	0	0	0	0	0	0	0	0	0	0	122	122
No answer	9	0	0	0	0	0	0	0	0	0	0	19	19
Not applicable (Punch 1 on Col. 3385)	BK	13,626	354	7,542	353	5,907	1,606	2,992	2,904	2,832	2,470	40,586	

E. Friends or relatives?

[VAR: HLTHFREL]

RESPONSE	PUNCH	YEAR										COL. 3390	
		1972-82	1982B	1983-87	1987B	1988-91	1993	1994	1996	1998	2000	ALL	
1 or 2 times	1	0	0	0	0	0	0	0	0	0	0	122	122
3 or more times	2	0	0	0	0	0	0	0	0	0	0	61	61
No answer	9	0	0	0	0	0	0	0	0	0	0	21	21
Not applicable (Punch 1 on Col. 3390)	BK	13,626	354	7,542	353	5,907	1,606	2,992	2,904	2,832	2,613	40,729	

F. Radio or television programs?

[VAR: HLTHTV]

RESPONSE	PUNCH	YEAR										COL. 3391	
		1972-82	1982B	1983-87	1987B	1988-91	1993	1994	1996	1998	2000	ALL	
1 or 2 times	1	0	0	0	0	0	0	0	0	0	0	84	84
3 or more times	2	0	0	0	0	0	0	0	0	0	0	45	45
No answer	9	0	0	0	0	0	0	0	0	0	0	20	20
Not applicable (Punch 1 on Col. 3385)	BK	13,626	354	7,542	353	5,907	1,606	2,992	2,904	2,832	2,668	40,784	

G. The Internet or World Wide Web?

[VAR: HLTHWWW]

RESPONSE	PUNCH	YEAR										COL. 3392	
		1972-82	1982B	1983-87	1987B	1988-91	1993	1994	1996	1998	2000	ALL	
1 or 2 times	1	0	0	0	0	0	0	0	0	0	0	94	94
3 or more times	2	0	0	0	0	0	0	0	0	0	0	76	76
No answer	9	0	0	0	0	0	0	0	0	0	0	20	20
Not applicable (Punch 1 on Col. 3385)	BK	13,626	354	7,542	353	5,907	1,606	2,992	2,904	2,832	2,627	40,743	

794. In the past two years, that is, between (INSERT CURRENT MONTH) 1998 and (INSERT CURRENT MONTH) 2000—have you looked for information about the views or background of a candidate for political office?

[VAR: POLINFO]

RESPONSE	PUNCH	YEAR										COL. 3393	
		1972-82	1982B	1983-87	1987B	1988-91	1993	1994	1996	1998	2000	ALL	
No . . (GO TO Q.796)	1	0	0	0	0	0	0	0	0	0	0	0	0
1 or 2 times	2	0	0	0	0	0	0	0	0	0	0	111	111
3 or more times	3	0	0	0	0	0	0	0	0	0	0	137	137
No answer	9	0	0	0	0	0	0	0	0	0	0	11	11
Not applicable	BK	13,626	354	7,542	353	5,907	1,606	2,992	2,904	2,832	2,558	40,674	

795. If YES, please tell me if you looked for such candidate information from:

A. Articles in a daily newspaper?

[VAR: POLPAPR]

RESPONSE	PUNCH	YEAR										COL. 3394	
		1972-82	1982B	1983-87	1987B	1988-91	1993	1994	1996	1998	2000	ALL	
1 or 2 times	1	0	0	0	0	0	0	0	0	0	0	83	83
3 or more times	2	0	0	0	0	0	0	0	0	0	0	119	119
No answer	9	0	0	0	0	0	0	0	0	0	0	15	15
Not applicable (Punch 1 on Col. 3393)	BK	13,626	354	7,542	353	5,907	1,606	2,992	2,904	2,832	2,600	40,716	

B. Articles in general news magazines like TIME, NEWSWEEK, or U.S. NEWS?

[VAR: POLMAG1]

RESPONSE	PUNCH	YEAR										COL. 3395	
		1972-82	1982B	1983-87	1987B	1988-91	1993	1994	1996	1998	2000	ALL	
1 or 2 times	1	0	0	0	0	0	0	0	0	0	0	86	86
3 or more times	2	0	0	0	0	0	0	0	0	0	0	63	63
No answer	9	0	0	0	0	0	0	0	0	0	0	15	15
Not applicable (Punch 1 on Col. 3393)	BK	13,626	354	7,542	353	5,907	1,606	2,992	2,904	2,832	2,653	40,769	

C. Special magazine or newsletter with particular policy interest or perspective?

[VAR: POLMAG2]

RESPONSE	PUNCH	YEAR										COL. 3396	
		1972-82	1982B	1983-87	1987B	1988-91	1993	1994	1996	1998	2000	ALL	
1 or 2 times	1	0	0	0	0	0	0	0	0	0	0	57	57
3 or more times	2	0	0	0	0	0	0	0	0	0	0	36	36
No answer	9	0	0	0	0	0	0	0	0	0	0	15	15
Not applicable (Punch 1 on													
Col. 3393)	BK	13,626	354	7,542	353	5,907	1,606	2,992	2,904	2,832	2,709	40,825	

D. Radio or Television program s?

[VAR: POLTV]

RESPONSE	PUNCH	YEAR										COL. 3397	
		1972-82	1982B	1983-87	1987B	1988-91	1993	1994	1996	1998	2000	ALL	
1 or 2 times	1	0	0	0	0	0	0	0	0	0	0	81	81
3 or more times	2	0	0	0	0	0	0	0	0	0	0	118	118
No answer	9	0	0	0	0	0	0	0	0	0	0	14	14
Not applicable (Punch 1 on													
Col. 3393)	BK	13,626	354	7,542	353	5,907	1,606	2,992	2,904	2,832	2,604	40,720	

E. Friends or relatives?

[VAR: POLFREL]

RESPONSE	PUNCH	YEAR										COL. 3398	
		1972-82	1982B	1983-87	1987B	1988-91	1993	1994	1996	1998	2000	ALL	
1 or 2 times	1	0	0	0	0	0	0	0	0	0	0	64	64
3 or more times	2	0	0	0	0	0	0	0	0	0	0	59	59
No answer	9	0	0	0	0	0	0	0	0	0	0	14	14
Not applicable (Punch 1 on													
Col. 3393)	BK	13,626	354	7,542	353	5,907	1,606	2,992	2,904	2,832	2,680	40,796	

F. Campaign materials from campaign worker or candidate?

[VAR: POLCAMP]

RESPONSE	PUNCH	YEAR										COL. 3399	
		1972-82	1982B	1983-87	1987B	1988-91	1993	1994	1996	1998	2000	ALL	
1 or 2 times	1	0	0	0	0	0	0	0	0	0	0	56	56
3 or more times	2	0	0	0	0	0	0	0	0	0	0	53	53
No answer	9	0	0	0	0	0	0	0	0	0	0	14	14
Not applicable (Punch 1 on													
Col. 3393)	BK	13,626	354	7,542	353	5,907	1,606	2,992	2,904	2,832	2,694	41,510	

G. The Internet or World Wide Web?

[VAR: POLWWW]

RESPONSE	PUNCH	YEAR										COL. 3400	
		1972-82	1982B	1983-87	1987B	1988-91	1993	1994	1996	1998	2000	ALL	
1 or 2 times	1	0	0	0	0	0	0	0	0	0	0	46	46
3 or more times	2	0	0	0	0	0	0	0	0	0	0	49	49
No answer	9	0	0	0	0	0	0	0	0	0	0	14	14
Not applicable (Punch 1 on													
Col. 3393)	BK	13,626	354	7,542	353	5,907	1,606	2,992	2,904	2,832	2,708	40,824	

796. In the last twelve months, that is, from (INSERT CURRENT MONTH) 1999 through (INSERT CURRENT MONTH) 2000—have you:

A. Looked for information about a product you might want to buy?

[VAR: BUYINFGN]

RESPONSE	PUNCH	YEAR										COL. 3401
		1972-82	1982B	1983-87	1987B	1988-91	1993	1994	1996	1998	2000	ALL
1 or 2 times	1	0	0	0	0	0	0	0	0	0	302	302
3 or more times	2	0	0	0	0	0	0	0	0	0	253	253
No answer	9	0	0	0	0	0	0	0	0	0	18	18
Not applicable	BK	13,626	354	7,542	353	5,907	1,606	2,992	2,904	2,832	2,244	40,360

B. Invested money in a stock or mutual fund?

[VAR: INVESTGN]

RESPONSE	PUNCH	YEAR										COL. 3402
		1972-82	1982B	1983-87	1987B	1988-91	1993	1994	1996	1998	2000	ALL
1 or 2 times	1	0	0	0	0	0	0	0	0	0	166	166
3 or more times	2	0	0	0	0	0	0	0	0	0	143	143
No answer	9	0	0	0	0	0	0	0	0	0	18	18
Not applicable	BK	13,626	354	7,542	353	5,907	1,606	2,992	2,904	2,832	2,490	40,606

C. Made an airplane or other travel reservations?

[VAR: TRAVELGN]

RESPONSE	PUNCH	YEAR										COL. 3403
		1972-82	1982B	1983-87	1987B	1988-91	1993	1994	1996	1998	2000	ALL
1 or 2 times	1	0	0	0	0	0	0	0	0	0	228	228
3 or more times	2	0	0	0	0	0	0	0	0	0	123	123
No answer	9	0	0	0	0	0	0	0	0	0	18	18
Not applicable	BK	13,626	354	7,542	353	5,907	1,606	2,992	2,904	2,832	2,448	40,564

D. Tried to meet new people for social purposes?

[VAR: PEOPLEGN]

RESPONSE	PUNCH	YEAR										COL. 3404
		1972-82	1982B	1983-87	1987B	1988-91	1993	1994	1996	1998	2000	ALL
1 or 2 times	1	0	0	0	0	0	0	0	0	0	170	170
3 or more times	2	0	0	0	0	0	0	0	0	0	182	182
No answer	9	0	0	0	0	0	0	0	0	0	21	21
Not applicable	BK	13,626	354	7,542	353	5,907	1,606	2,992	2,904	2,832	2,444	40,560

E. Played an indoor game with other people, like a board game, card game, or strategy game?

[VAR: GAMEGN]

RESPONSE	PUNCH	YEAR										COL. 3405
		1972-82	1982B	1983-87	1987B	1988-91	1993	1994	1996	1998	2000	ALL
1 or 2 times	1	0	0	0	0	0	0	0	0	0	228	228
3 or more times	2	0	0	0	0	0	0	0	0	0	351	351
No answer	9	0	0	0	0	0	0	0	0	0	20	20
Not applicable	BK	13,626	354	7,542	353	5,907	1,606	2,992	2,904	2,832	2,218	40,334

F. Looked for a new job or explored career opportunities?

[VAR: NEWJOBGN]

RESPONSE	PUNCH	YEAR										COL. 3406
		1972-82	1982B	1983-87	1987B	1988-91	1993	1994	1996	1998	2000	ALL
1 or 2 times	1	0	0	0	0	0	0	0	0	0	207	207
3 or more times	2	0	0	0	0	0	0	0	0	0	126	126
No answer	9	0	0	0	0	0	0	0	0	0	20	20
Not applicable	BK	13,626	354	7,542	352	5,907	1,606	2,992	2,904	2,832	2,464	40,580

G. Discussed your views about political or social policy issues, current affairs, or political campaigns with other people?

[VAR: POLDISGN]

RESPONSE	PUNCH	YEAR										COL. 3407	
		1972-82	1982B	1983-87	1987B	1988-91	1993	1994	1996	1998	2000	ALL	
1 or 2 times	1	0	0	0	0	0	0	0	0	0	0	178	178
3 or more times	2	0	0	0	0	0	0	0	0	0	0	336	336
No answer	9	0	0	0	0	0	0	0	0	0	0	19	19
Not applicable	BK	13,626	354	7,542	352	5,907	1,606	2,992	2,904	2,832	2,284	40,400	

H. Looked for information about political or social policy issues, current affairs, or political campaigns?

[VAR: POLINFGN]

RESPONSE	PUNCH	YEAR										COL. 3408	
		1972-82	1982B	1983-87	1987B	1988-91	1993	1994	1996	1998	2000	ALL	
1 or 2 times	1	0	0	0	0	0	0	0	0	0	0	160	160
3 or more times	2	0	0	0	0	0	0	0	0	0	0	200	200
No answer	9	0	0	0	0	0	0	0	0	0	0	19	19
Not applicable	BK	13,626	354	7,542	352	5,907	1,606	2,992	2,904	2,832	2,438	40,554	

I. Obtained information about a concert, play, or other performing-arts event?

[VAR: PERFMGN]

RESPONSE	PUNCH	YEAR										COL. 3409	
		1972-82	1982B	1983-87	1987B	1988-91	1993	1994	1996	1998	2000	ALL	
1 or 2 times	1	0	0	0	0	0	0	0	0	0	0	238	238
3 or more times	2	0	0	0	0	0	0	0	0	0	0	217	217
No answer	9	0	0	0	0	0	0	0	0	0	0	18	18
Not applicable	BK	13,626	354	7,542	352	5,907	1,606	2,992	2,904	2,832	2,344	40,460	

J. Obtained information about an exhibit or other event at an art museum or art gallery?

[VAR: ARTGN]

RESPONSE	PUNCH	YEAR										COL. 3410	
		1972-82	1982B	1983-87	1987B	1988-91	1993	1994	1996	1998	2000	ALL	
1 or 2 times	1	0	0	0	0	0	0	0	0	0	0	185	185
3 or more times	2	0	0	0	0	0	0	0	0	0	0	98	98
No answer	9	0	0	0	0	0	0	0	0	0	0	18	18
Not applicable	BK	13,626	354	7,542	353	5,907	1,606	2,992	2,904	2,832	2,516	40,632	

797. Not counting people at work or family at home, about how many other friends or relatives do you keep in contact with at least once a year?

[VAR: NUMCNTCT]

RESPONSE	PUNCH	YEAR										COL. 3411-3414	
		1972-82	1982B	1983-87	1987B	1988-91	1993	1994	1996	1998	2000	ALL	
0 people	0	0	0	0	0	0	0	0	0	0	0	18	18
.	1-2	0	0	0	0	0	0	0	0	0	0	40	40
.	3-5	0	0	0	0	0	0	0	0	0	0	193	193
.	6-10	0	0	0	0	0	0	0	0	0	0	196	196
.	11-15	0	0	0	0	0	0	0	0	0	0	98	98
.	16-25	0	0	0	0	0	0	0	0	0	0	154	154
.	25-50	0	0	0	0	0	0	0	0	0	0	130	130
.	50-9994	0	0	0	0	0	0	0	0	0	0	59	59
Unspecified	9995	0	0	0	0	0	0	0	0	0	0	10	10
Too Many to List	9996	0	0	0	0	0	0	0	0	0	0	1	1
Don't Know	9998	0	0	0	0	0	0	0	0	0	0	8	8
No Answer	9999	0	0	0	0	0	0	0	0	0	0	16	16
Not applicable	BK	13,626	354	7,542	353	5,907	1,606	2,992	2,904	2,832	1,884	40,000	

798. Of these _____ friends and relatives, about how many do you stay in contact with by:

HAND
CARD
FI

A. Seeing them socially, face-to-face?

[VAR: INPERSON]

RESPONSE	PUNCH	YEAR										COL. 3415-3416	
		1972-82	1982B	1983-87	1987B	1988-91	1993	1994	1996	1998	2000	ALL	
0 people	1	0	0	0	0	0	0	0	0	0	0	63	63
1-2	2	0	0	0	0	0	0	0	0	0	0	139	139
3-5	3	0	0	0	0	0	0	0	0	0	0	213	213
6-10	4	0	0	0	0	0	0	0	0	0	0	192	192
11-15	5	0	0	0	0	0	0	0	0	0	0	83	83
16-25	6	0	0	0	0	0	0	0	0	0	0	96	96
26-50	7	0	0	0	0	0	0	0	0	0	0	76	76
50 +	8	0	0	0	0	0	0	0	0	0	0	44	44
Don't Know	98	0	0	0	0	0	0	0	0	0	0	4	4
No Answer	99	0	0	0	0	0	0	0	0	0	0	23	23
Not applicable	BK	13,626	354	7,542	353	5,907	1,606	2,992	2,904	2,832	1,884	40,000	

B. Talking with them on the telephone?

[VAR: BYPHONE]

RESPONSE	PUNCH	YEAR										COL. 3417-3418	
		1972-82	1982B	1983-87	1987B	1988-91	1993	1994	1996	1998	2000	ALL	
0	1	0	0	0	0	0	0	0	0	0	0	38	38
1-2	2	0	0	0	0	0	0	0	0	0	0	95	95
3-5	3	0	0	0	0	0	0	0	0	0	0	236	236
6-10	4	0	0	0	0	0	0	0	0	0	0	227	227
11-15	5	0	0	0	0	0	0	0	0	0	0	102	102
16-25	6	0	0	0	0	0	0	0	0	0	0	116	116
26-50	7	0	0	0	0	0	0	0	0	0	0	63	63
50 +	8	0	0	0	0	0	0	0	0	0	0	33	33
Don't Know	98	0	0	0	0	0	0	0	0	0	0	1	1
No Answer	99	0	0	0	0	0	0	0	0	0	0	22	22
Not applicable	BK	13,626	354	7,542	353	5,907	1,606	2,992	2,904	2,832	1,884	40,000	

C. Exchanging cards or letters through U.S. postal mail?

[VAR: LETTERS]

RESPONSE	PUNCH	YEAR										COL. 3419-3420	
		1972-82	1982B	1983-87	1987B	1988-91	1993	1994	1996	1998	2000	ALL	
0	1	0	0	0	0	0	0	0	0	0	0	227	227
1-2	2	0	0	0	0	0	0	0	0	0	0	155	155
3-5	3	0	0	0	0	0	0	0	0	0	0	186	186
6-10	4	0	0	0	0	0	0	0	0	0	0	137	137
11-15	5	0	0	0	0	0	0	0	0	0	0	44	44
16-25	6	0	0	0	0	0	0	0	0	0	0	64	64
26-50	7	0	0	0	0	0	0	0	0	0	0	48	48
50 +	8	0	0	0	0	0	0	0	0	0	0	45	45
Don't Know	98	0	0	0	0	0	0	0	0	0	0	1	1
No Answer	99	0	0	0	0	0	0	0	0	0	0	26	26
Not applicable	BK	13,626	354	7,542	353	5,907	1,606	2,992	2,904	2,832	1,884	40,000	

D. Seeing them at meetings or events related to church, clubs, or other groups?

[VAR: MEETINGS]

RESPONSE	PUNCH	YEAR									COL. 3421-3422		
		1972-82	1982B	1983-87	1987B	1988-91	1993	1994	1996	1998	2000	ALL	
0	1	0	0	0	0	0	0	0	0	0	0	364	364
1-2	2	0	0	0	0	0	0	0	0	0	0	135	135
3-5	3	0	0	0	0	0	0	0	0	0	0	122	122
6-10	4	0	0	0	0	0	0	0	0	0	0	103	103
11-15	5	0	0	0	0	0	0	0	0	0	0	51	51
16-25	6	0	0	0	0	0	0	0	0	0	0	62	62
26-50	7	0	0	0	0	0	0	0	0	0	0	27	27
50 +	8	0	0	0	0	0	0	0	0	0	0	39	39
Don't Know	98	0	0	0	0	0	0	0	0	0	0	2	2
No Answer	99	0	0	0	0	0	0	0	0	0	0	28	28
Not applicable	BK	13,626	254	7,542	353	5,907	1,606	2,992	2,904	2,832	1,884	40,000	

E. Communicating through electronic mail?

[VAR: BYEMAIL]

RESPONSE	PUNCH	YEAR									COL. 3423-3424		
		1972-82	1982B	1983-87	1987B	1988-91	1993	1994	1996	1998	2000	ALL	
0	1	0	0	0	0	0	0	0	0	0	0	533	533
1-2	2	0	0	0	0	0	0	0	0	0	0	76	76
3-5	3	0	0	0	0	0	0	0	0	0	0	84	84
6-10	4	0	0	0	0	0	0	0	0	0	0	84	84
11-15	5	0	0	0	0	0	0	0	0	0	0	42	42
16-25	6	0	0	0	0	0	0	0	0	0	0	44	44
26-50	7	0	0	0	0	0	0	0	0	0	0	22	22
50 +	8	0	0	0	0	0	0	0	0	0	0	18	18
Don't Know	98	0	0	0	0	0	0	0	0	0	0	1	1
No Answer	99	0	0	0	0	0	0	0	0	0	0	29	29
Not applicable	BK	13,626	354	7,542	353	5,907	1,606	2,992	2,904	2,832	1,884	40,000	

REMARKS: Hand Card FI contained response options 1-8.

799. A. Do you have one or more computers at your home? [INTERVIEWER: INCLUDE LAPTOPS THAT R CAN USE AT WORK OR HOME]

[VAR: COMPHOME]

RESPONSE	PUNCH	YEAR									COL. 3425		
		1972-82	1982B	1983-87	1987B	1988-91	1993	1994	1996	1998	2000	ALL	
Yes	1	0	0	0	0	0	0	0	0	0	0	391	391
No (GO TO Q.802A)	2	0	0	0	0	0	0	0	0	0	0	109	109
No answer	9	0	0	0	0	0	0	0	0	0	0	23	23
Not applicable (Punch 2 on Cols. 3225 and 3226)	BK	13,626	354	7,542	353	5,907	1,606	2,992	2,904	2,832	2,294	40,410	

B. Do you, yourself, ever use a computer at home?

[VAR: USEHOME]

RESPONSE	PUNCH	YEAR									COL. 3426		
		1972-82	1982B	1983-87	1987B	1988-91	1993	1994	1996	1998	2000	ALL	
Yes	1	0	0	0	0	0	0	0	0	0	0	376	376
No (GO TO Q.802A)	2	0	0	0	0	0	0	0	0	0	0	15	15
No answer	9	0	0	0	0	0	0	0	0	0	0	23	23
Not applicable (Punch 2 on Cols. 3225, 3226, and 3428)	BK	13,626	354	7,542	353	5,907	1,606	2,992	2,904	2,832	2,403	40,519	

C. How many computers in working condition do you have in your home?

[VAR: NUMHOME]

RESPONSE	PUNCH	YEAR										COL. 3427
		1972-82	1982B	1983-87	1987B	1988-91	1993	1994	1996	1998	2000	ALL
1	1	0	0	0	0	0	0	0	0	0	261	261
2	2	0	0	0	0	0	0	0	0	0	76	76
3	3	0	0	0	0	0	0	0	0	0	27	27
4	4	0	0	0	0	0	0	0	0	0	7	7
5	5	0	0	0	0	0	0	0	0	0	2	2
6	6	0	0	0	0	0	0	0	0	0	1	1
Don't know	8	0	0	0	0	0	0	0	0	0	1	1
No answer	9	0	0	0	0	0	0	0	0	0	24	24
Not applicable (Punch 2 on												
Cols. 3225, 3226,												
3248, and 3429) BK 13,626 354 7,542 353 5,907 1,606 2,992 2,904 2,832 2,418 40,534												

800. A. Can you use the World Wide Web when you are at home?

[VAR: WWWHOME]

RESPONSE	PUNCH	YEAR										COL. 3428
		1972-82	1982B	1983-87	1987B	1988-91	1993	1994	1996	1998	2000	ALL
Yes	1	0	0	0	0	0	0	0	0	0	323	323
No (GO TO Q.801A)	2	0	0	0	0	0	0	0	0	0	53	53
No answer	9	0	0	0	0	0	0	0	0	0	23	23
Not applicable (Punch 2 on												
Cols. 3225, 3226,												
3248, and 3429) BK 13,626 354 7,542 353 5,907 1,606 2,992 2,904 2,832 2,418 40,534												

B. Does your employer provide all or part of your Internet access from home?

[VAR: PAYWWW]

RESPONSE	PUNCH	YEAR										COL. 3429
		1972-82	1982B	1983-87	1987B	1988-91	1993	1994	1996	1998	2000	ALL
Employer provides Internet connection at no charge	1	0	0	0	0	0	0	0	0	0	42	42
Covers some but not all of cost	2	0	0	0	0	0	0	0	0	0	8	8
Does not contribute to cost of using Internet	3	0	0	0	0	0	0	0	0	0	243	243
No answer	9	0	0	0	0	0	0	0	0	0	53	53
Not applicable (Punch 2 on												
Cols. 3225, 3226,												
3248, 3429, and 3431) BK 13,626 354 7,542 353 5,907 1,606 2,992 2,904 2,832 2,471 40,587												

C. At your home are you connected to the World Wide Web through a regular telephone line connected to your computer, or through some other means?

[VAR: WWWLINE 1]

RESPONSE	PUNCH	YEAR										COL. 3430
		1972-82	1982B	1983-87	1987B	1988-91	1993	1994	1996	1998	2000	ALL
Regular telephone line (GO TO Q. 801A)	1	0	0	0	0	0	0	0	0	0	302	302
Other means	2	0	0	0	0	0	0	0	0	0	20	20
Don't know	8	0	0	0	0	0	0	0	0	0	1	1
No answer	9	0	0	0	0	0	0	0	0	0	23	23
Not applicable (Punch 2 on												
Cols. 3225, 3226,												
3248, 3429, and 3431) BK 13,626 354 7,542 353 5,907 1,606 2,992 2,904 2,832 2,471 40,587												

HAND CARD FJ

D. What is this other means by which you are connected to the World Wide Web?

[VAR: WWWLINE2]

RESPONSE	PUNCH	YEAR										COL. 3431	
		1972-82	1982B	1983-87	1987B	1988-91	1993	1994	1996	1998	2000	ALL	
Special high-speed telephone line (ISDN) connected to your computer	1	0	0	0	0	0	0	0	0	0	0	6	6
Cable service line connected to your computer	2	0	0	0	0	0	0	0	0	0	0	10	10
Web TB line, connected to your television set	3	0	0	0	0	0	0	0	0	0	0	1	1
More than one type of connection	4	0	0	0	0	0	0	0	0	0	0	1	1
Other, not mentioned above	5	0	0	0	0	0	0	0	0	0	0	2	2
Don't know	8	0	0	0	0	0	0	0	0	0	0	1	1
No answer	9	0	0	0	0	0	0	0	0	0	0	23	23
Not applicable (Punch 2 on Cols. 3225, 3226, 3428, 3429, 3431, and 3433)	BK	13,626	354	7,542	353	5,907	1,606	2,992	2,904	2,832	2,773	40,889	

REMARKS: Hand Card FJ contained response options 1-5 for Q.800D.

801. About how many minutes or hours a week do you use your home computer for each of the following:

A Shopping, paying bills and other household management?

1. Minutes per week?

[VAR: ECOMMINH]

RESPONSE	PUNCH	YEAR										COL. 3432-3433	
		1972-82	1982B	1983-87	1987B	1988-91	1993	1994	1996	1998	2000	ALL	
0	0	0	0	0	0	0	0	0	0	0	0	314	314
1-14	1-14	0	0	0	0	0	0	0	0	0	0	11	11
15-29	15-29	0	0	0	0	0	0	0	0	0	0	16	16
30-44	30-44	0	0	0	0	0	0	0	0	0	0	20	20
45-59	45-59	0	0	0	0	0	0	0	0	0	0	1	1
Don't Know	98	0	0	0	0	0	0	0	0	0	0	3	3
No Answer	99	0	0	0	0	0	0	0	0	0	0	34	34
Not applicable (Punch 2 on Cols. 3225, 3226, 3248, and 3429)	BK	13,626	354	7,542	353	5,907	1,606	2,992	2,904	2,832	2,418	40,534	

2. Hours per week?

[VAR: ECOMHRH]

RESPONSE	PUNCH	YEAR										COL. 3434-3436	
		1972-82	1982B	1983-87	1987B	1988-91	1993	1994	1996	1998	2000	ALL	
Zero Hours	0	0	0	0	0	0	0	0	0	0	0	216	216
.	1	0	0	0	0	0	0	0	0	0	0	58	58
.	2	0	0	0	0	0	0	0	0	0	0	18	18
.	3	0	0	0	0	0	0	0	0	0	0	8	8
.	4	0	0	0	0	0	0	0	0	0	0	1	1
.	5-9	0	0	0	0	0	0	0	0	0	0	7	7
.	10-997	0	0	0	0	0	0	0	0	0	0	2	2
Don't Know	998	0	0	0	0	0	0	0	0	0	0	3	3
No Answer	999	0	0	0	0	0	0	0	0	0	0	86	86
Not applicable (Punch 2 on Cols. 3225, 3226, 3248, and 3429)	BK	13,626	354	7,542	353	5,907	1,606	2,992	2,904	2,832	2,418	40,534	

B. Personal interests, games, or enjoyment?

1. Minutes per week?

[VAR: PERMINH]

RESPONSE	PUNCH	YEAR									COL. 3437-3438	
		1972-82	1982B	1983-87	1987B	1988-91	1993	1994	1996	1998	2000	ALL
Zero Minutes	0	0	0	0	0	0	0	0	0	0	320	320
.	1-14	0	0	0	0	0	0	0	0	0	10	10
.	15-29	0	0	0	0	0	0	0	0	0	8	8
.	30-44	0	0	0	0	0	0	0	0	0	29	29
.	45-59	0	0	0	0	0	0	0	0	0	1	1
.	98	0	0	0	0	0	0	0	0	0	2	2
.	99	0	0	0	0	0	0	0	0	0	29	29
Not applicable (Punch 2 on												
Cols. 3225, 3226,												
3248, and 3429) BK 13,626 354 7,542 353 5,907 1,606 2,992 2,904 2,832 2,418 40,534												

2. Hours per week?

[VAR: PERHRH]

RESPONSE	PUNCH	YEAR									COL. 3439-3441	
		1972-82	1982B	1983-87	1987B	1988-91	1993	1994	1996	1998	2000	ALL
Zero Hours	0	0	0	0	0	0	0	0	0	0	112	112
.	1	0	0	0	0	0	0	0	0	0	68	68
.	2	0	0	0	0	0	0	0	0	0	47	47
.	3	0	0	0	0	0	0	0	0	0	23	23
.	4	0	0	0	0	0	0	0	0	0	13	13
.	5-9	0	0	0	0	0	0	0	0	0	40	40
.	10-997	0	0	0	0	0	0	0	0	0	30	30
Don't Know	998	0	0	0	0	0	0	0	0	0	2	2
No Answer	999	0	0	0	0	0	0	0	0	0	64	64
Not applicable (Punch 2 on												
Cols. 3225, 3226,												
3248, and 3429) BK 13,626 354 7,542 353 5,907 1,606 2,992 2,904 2,832 2,418 40,534												

C. Paid work or other income-producing activity?

1. Minutes per week?

[VAR: WRKMINH]

RESPONSE	PUNCH	YEAR									COL. 3442-3443	
		1972-82	1982B	1983-87	1987B	1988-91	1993	1994	1996	1998	2000	ALL
Zero Minutes	0	0	0	0	0	0	0	0	0	0	346	346
.	1-14	0	0	0	0	0	0	0	0	0	2	2
.	15-29	0	0	0	0	0	0	0	0	0	3	3
.	30-44	0	0	0	0	0	0	0	0	0	12	12
.	45-59	0	0	0	0	0	0	0	0	0	0	0
Don't Know	98	0	0	0	0	0	0	0	0	0	3	3
No Answer	99	0	0	0	0	0	0	0	0	0	33	33
Not applicable (Punch 2 on												
Cols. 3225, 3226,												
3248, and 3429) BK 13,626 354 7,542 353 5,907 1,606 2,992 2,904 2,832 2,418 40,534												

2. Hours per week?

[VAR: WRKHRH]

RESPONSE	PUNCH	YEAR									COL. 3444-3446		
		1972-82	1982B	1983-87	1987B	1988-91	1993	1994	1996	1998	2000	ALL	
Zero Hours	0	0	0	0	0	0	0	0	0	0	0	230	230
.	1	0	0	0	0	0	0	0	0	0	0	11	11
.	2	0	0	0	0	0	0	0	0	0	0	15	15
.	3	0	0	0	0	0	0	0	0	0	0	10	10
.	4	0	0	0	0	0	0	0	0	0	0	6	6
.	5-9	0	0	0	0	0	0	0	0	0	0	18	18
.	10-997	0	0	0	0	0	0	0	0	0	0	29	29
Don't Know	998	0	0	0	0	0	0	0	0	0	0	3	3
No Answer	999	0	0	0	0	0	0	0	0	0	0	77	77
Not applicable (Punch 2 on Cols. 3225, 3226, 3248, and 3429)	BK	13,626	354	7,542	353	5,907	1,606	2,992	2,904	2,832	2,418	40,534	

D. Sending or receiving e-mail?

1. Minutes per week?

[VAR: EMMINH]

RESPONSE	PUNCH	YEAR									COL. 3447-3448		
		1972-82	1982B	1983-87	1987B	1988-91	1993	1994	1996	1998	2000	ALL	
Zero Minutes	0	0	0	0	0	0	0	0	0	0	0	286	286
.	1-14	0	0	0	0	0	0	0	0	0	0	19	19
.	15-29	0	0	0	0	0	0	0	0	0	0	22	22
.	30-44	0	0	0	0	0	0	0	0	0	0	36	36
.	45-59	0	0	0	0	0	0	0	0	0	0	7	7
.	98	0	0	0	0	0	0	0	0	0	0	2	2
.	99	0	0	0	0	0	0	0	0	0	0	27	27
Not applicable (Punch 2 on Cols. 3225, 3226, 3248, and 3429)	BK	13,626	354	7,542	353	5,907	1,606	2,992	2,904	2,832	2,418	40,534	

2. Hours per week?

[VAR: EMHRH]

RESPONSE	PUNCH	YEAR									COL. 3449-3451		
		1972-82	1982B	1983-87	1987B	1988-91	1993	1994	1996	1998	2000	ALL	
Zero Hours	0	0	0	0	0	0	0	0	0	0	0	101	101
.	1	0	0	0	0	0	0	0	0	0	0	61	61
.	2	0	0	0	0	0	0	0	0	0	0	53	53
.	3	0	0	0	0	0	0	0	0	0	0	34	34
.	4	0	0	0	0	0	0	0	0	0	0	18	18
.	5-9	0	0	0	0	0	0	0	0	0	0	32	32
.	10-997	0	0	0	0	0	0	0	0	0	0	18	18
Don't Know	998	0	0	0	0	0	0	0	0	0	0	2	2
No Answer	999	0	0	0	0	0	0	0	0	0	0	80	80
Not applicable (Punch 2 on Cols. 3225, 3226, 3248, and 3429)	BK	13,626	354	7,542	353	5,907	1,606	2,992	2,904	2,832	2,418	40,534	

E. Using the world Wide web (other than for e-mail)?

1. Minutes per week?

[VAR: WWWMINH]

RESPONSE	PUNCH	YEAR										COL. 3452-3453	
		1972-82	1982B	1983-87	1987B	1988-91	1993	1994	1996	1998	2000	ALL	
Zero Minutes	0	0	0	0	0	0	0	0	0	0	0	315	315
.	1-14	0	0	0	0	0	0	0	0	0	0	12	12
.	15-29	0	0	0	0	0	0	0	0	0	0	13	13
.	30-44	0	0	0	0	0	0	0	0	0	0	27	27
.	45-59	0	0	0	0	0	0	0	0	0	0	4	4
Don't Know	98	0	0	0	0	0	0	0	0	0	0	2	2
No Answer	99	0	0	0	0	0	0	0	0	0	0	26	26
Not applicable (Punch 2 on													
Cols. 3225, 3226,													
3248, and 3429) BK 13,626 354 7,542 353 5,907 1,606 2,992 2,904 2,832 2,418 40,534													

2. Hours per week?

[VAR: WWWHRH]

RESPONSE	PUNCH	YEAR										COL. 3454-3456	
		1972-82	1982B	1983-87	1987B	1988-91	1993	1994	1996	1998	2000	ALL	
Zero Hours	0	0	0	0	0	0	0	0	0	0	0	93	93
.	1	0	0	0	0	0	0	0	0	0	0	55	55
.	2	0	0	0	0	0	0	0	0	0	0	53	53
.	3	0	0	0	0	0	0	0	0	0	0	29	29
.	4	0	0	0	0	0	0	0	0	0	0	20	20
.	5-9	0	0	0	0	0	0	0	0	0	0	44	44
.	10-997	0	0	0	0	0	0	0	0	0	0	34	34
Don't Know	998	0	0	0	0	0	0	0	0	0	0	2	2
No Answer	999	0	0	0	0	0	0	0	0	0	0	69	69
Not applicable (Punch 2 on													
Cols. 3225, 3226,													
3248, and 3429) BK 13,626 354 7,542 353 5,907 1,606 2,992 2,904 2,832 2,418 40,534													

REMARKS: Responses were collapsed for purposes of display.

802. Do you use a computer at work—that is, at a workplace away from your home?

[VAR: COMPWORK]

RESPONSE	PUNCH	YEAR										COL. 3457	
		1972-82	1982B	1983-87	1987B	1988-91	1993	1994	1996	1998	2000	ALL	
Yes	1	0	0	0	0	0	0	0	0	0	0	291	291
No . . (GO TO Q.804A)	2	0	0	0	0	0	0	0	0	0	0	192	192
No answer	9	0	0	0	0	0	0	0	0	0	0	40	40
Not applicable (Punch 2 on													
Cols. 3225 and 3226) BK 13,626 354 7,542 353 5,907 1,606 2,992 2,904 2,832 2,294 40410													

REMARKS: Interviewers were instructed to define “use a computer” as actively interact with a computer by means of keyboard, mouse, touchpad, or similar control. R’s who work with machinery that is guided by computers that they do not control did not count.

803. For about how many minutes or hours a week do you use your work computer for each of the following:

A. Your paid job?

1. Minutes per week?

[VAR: JOBMINW]

RESPONSE	PUNCH	YEAR								COL. 3458-3459		
		1972-82	1982B	1983-87	1987B	1988-91	1993	1994	1996	1998	2000	ALL
Zero Minutes	0	0	0	0	0	0	0	0	0	0	261	261
.	1-14	0	0	0	0	0	0	0	0	0	6	6
.	15-29	0	0	0	0	0	0	0	0	0	3	3
.	30-44	0	0	0	0	0	0	0	0	0	13	13
.	45-59	0	0	0	0	0	0	0	0	0	2	2
Don't Know	98	0	0	0	0	0	0	0	0	0	0	0
No Answer	99	0	0	0	0	0	0	0	0	0	46	46
Not applicable (Punch 2 on												
Cols. 3225, 3226, and 3455) BK		13,626	354	7,542	353	5,907	1,606	2,992	2,904	2,832	2,486	40,602

2. Hours per week?

[VAR: JOBHRW]

RESPONSE	PUNCH	YEAR								COL. 3460-3462		
		1972-82	1982B	1983-87	1987B	1988-91	1993	1994	1996	1998	2000	ALL
Zero Hours	0	0	0	0	0	0	0	0	0	0	19	19
.	1	0	0	0	0	0	0	0	0	0	18	18
.	2	0	0	0	0	0	0	0	0	0	19	19
.	3	0	0	0	0	0	0	0	0	0	7	7
.	4	0	0	0	0	0	0	0	0	0	10	10
.	5-9	0	0	0	0	0	0	0	0	0	34	34
.	10-997	0	0	0	0	0	0	0	0	0	168	168
Don't Know	998	0	0	0	0	0	0	0	0	0	0	0
No Answer	999	0	0	0	0	0	0	0	0	0	56	56
Not applicable (Punch 2 on												
Cols. 3225, 3226, and 3455) BK		13,626	354	7,542	353	5,907	1,606	2,992	2,904	2,832	2,486	40,602

B. Other income-producing activities?

1. Minutes per week?

[VAR: INCMINW]

RESPONSE	PUNCH	YEAR								COL. 3463-3464		
		1972-82	1982B	1983-87	1987B	1988-91	1993	1994	1996	1998	2000	ALL
Zero Minutes	0	0	0	0	0	0	0	0	0	0	267	267
.	1-14	0	0	0	0	0	0	0	0	0	2	2
.	15-29	0	0	0	0	0	0	0	0	0	2	2
.	30-44	0	0	0	0	0	0	0	0	0	1	1
.	45-59	0	0	0	0	0	0	0	0	0	0	0
Don't Know	98	0	0	0	0	0	0	0	0	0	1	1
No Answer	99	0	0	0	0	0	0	0	0	0	58	58
Not applicable (Punch 2 on												
Cols. 3225, 3226, and 3455) BK		13,626	354	7,542	353	5,907	1,606	2,992	2,904	2,832	2,486	40,602

2. Hours per week?

[VAR: INCHRW]

RESPONSE	PUNCH	YEAR									COL. 3465-3467		
		1972-82	1982B	1983-87	1987B	1988-91	1993	1994	1996	1998	2000	ALL	
Zero Hours	0	0	0	0	0	0	0	0	0	0	0	233	233
.	1	0	0	0	0	0	0	0	0	0	0	4	4
.	2	0	0	0	0	0	0	0	0	0	0	2	2
.	3	0	0	0	0	0	0	0	0	0	0	0	0
.	4	0	0	0	0	0	0	0	0	0	0	0	0
.	5-9	0	0	0	0	0	0	0	0	0	0	6	6
.	10-997	0	0	0	0	0	0	0	0	0	0	5	5
Don't Know	998	0	0	0	0	0	0	0	0	0	0	1	1
No Answer	999	0	0	0	0	0	0	0	0	0	0	80	80
Not applicable (Punch 2 on													
Cols. 3225, 3226, and 3455) BK		13,626	354	7,542	353	5,907	1,606	2,992	2,904	2,832	2,486	40,602	

C. Shopping, paying bills and other household management?

1. Minutes per week?

[VAR: ECOMMINSW]

RESPONSE	PUNCH	YEAR									COL. 3468-3469		
		1972-82	1982B	1983-87	1987B	1988-91	1993	1994	1996	1998	2000	ALL	
Zero Minutes	0	0	0	0	0	0	0	0	0	0	0	268	268
.	1-14	0	0	0	0	0	0	0	0	0	0	1	1
.	15-29	0	0	0	0	0	0	0	0	0	0	5	5
.	30-44	0	0	0	0	0	0	0	0	0	0	3	3
.	45-59	0	0	0	0	0	0	0	0	0	0	0	0
Don't Know	98	0	0	0	0	0	0	0	0	0	0	1	1
No Answer	99	0	0	0	0	0	0	0	0	0	0	53	53
Not applicable (Punch 2 on													
Cols. 3225, 3226, and 3455) BK		13,626	354	7,542	353	5,907	1,606	2,992	2,904	2,832	2,486	40,602	

2. Hours per week?

[VAR: ECOMHRW]

RESPONSE	PUNCH	YEAR									COL. 3470-3472		
		1972-82	1982B	1983-87	1987B	1988-91	1993	1994	1996	1998	2000	ALL	
Zero Hours	0	0	0	0	0	0	0	0	0	0	0	241	241
.	1	0	0	0	0	0	0	0	0	0	0	4	4
.	2	0	0	0	0	0	0	0	0	0	0	2	2
.	3	0	0	0	0	0	0	0	0	0	0	0	0
.	4	0	0	0	0	0	0	0	0	0	0	0	0
.	5-9	0	0	0	0	0	0	0	0	0	0	3	3
.	10-997	0	0	0	0	0	0	0	0	0	0	2	2
Don't Know	998	0	0	0	0	0	0	0	0	0	0	1	1
No Answer	999	0	0	0	0	0	0	0	0	0	0	78	78
Not applicable (Punch 2 on													
Cols. 3225, 3226, and 3455) BK		13,626	354	7,542	353	5,907	1,606	2,992	2,904	2,832	2,486	40,602	

D. Personal interests, games, or enjoyment?

1. Minutes per week?

[VAR: PERMINW]

RESPONSE	PUNCH	YEAR									COL. 3473-3474		
		1972-82	1982B	1983-87	1987B	1988-91	1993	1994	1996	1998	2000	ALL	
Zero Minutes	0	0	0	0	0	0	0	0	0	0	0	269	269
.	1-14	0	0	0	0	0	0	0	0	0	0	1	1
.	15-29	0	0	0	0	0	0	0	0	0	0	1	1
.	30-44	0	0	0	0	0	0	0	0	0	0	11	11
.	45-59	0	0	0	0	0	0	0	0	0	0	0	0
Don't Know	98	0	0	0	0	0	0	0	0	0	0	0	0
No Answer	99	0	0	0	0	0	0	0	0	0	0	49	49
Not applicable (Punch 2 on													
Cols. 3225, 3226, and 3455) BK		13,626	354	7,542	353	5,907	1,606	2,992	2,904	2,832	2,486	40,602	

2. Hours per week?

[VAR: PERHRW]

RESPONSE	PUNCH	YEAR								COL. 3475-3477		
		1972-82	1982B	1983-87	1987B	1988-91	1993	1994	1996	1998	2000	ALL
Zero Hours	0	0	0	0	0	0	0	0	0	0	224	224
.	1	0	0	0	0	0	0	0	0	0	13	13
.	2	0	0	0	0	0	0	0	0	0	9	9
.	3	0	0	0	0	0	0	0	0	0	2	2
.	4	0	0	0	0	0	0	0	0	0	1	1
.	5-9	0	0	0	0	0	0	0	0	0	5	5
.	10-997	0	0	0	0	0	0	0	0	0	3	3
Don't Know	998	0	0	0	0	0	0	0	0	0	0	0
No Answer	999	0	0	0	0	0	0	0	0	0	74	74
Not applicable (Punch 2 on Cols. 3225, 3226, and 3455) BK		13,626	354	7,542	353	5,907	1,606	2,992	2,904	2,832	2,486	40,602

E. Sending or receiving e-mail?

1. Minutes per week?

[VAR: EMMINW]

RESPONSE	PUNCH	YEAR								COL. 3478-3479		
		1972-82	1982B	1983-87	1987B	1988-91	1993	1994	1996	1998	2000	ALL
Zero Minutes	0	0	0	0	0	0	0	0	0	0	233	233
.	1-14	0	0	0	0	0	0	0	0	0	11	11
.	15-29	0	0	0	0	0	0	0	0	0	8	8
.	30-44	0	0	0	0	0	0	0	0	0	28	28
.	45-59	0	0	0	0	0	0	0	0	0	2	2
Don't Know	98	0	0	0	0	0	0	0	0	0	1	1
No Answer	99	0	0	0	0	0	0	0	0	0	48	48
Not applicable (Punch 2 on Cols. 3225, 3226, and 3455) BK		13,626	354	7,542	353	5,907	1,606	2,992	2,904	2,832	2,486	40,602

2. Hours per week?

[VAR: EMHRW]

RESPONSE	PUNCH	YEAR								COL. 3480-3482		
		1972-82	1982B	1983-87	1987B	1988-91	1993	1994	1996	1998	2000	ALL
Zero Hours	0	0	0	0	0	0	0	0	0	0	122	122
.	1	0	0	0	0	0	0	0	0	0	36	36
.	2	0	0	0	0	0	0	0	0	0	26	26
.	3	0	0	0	0	0	0	0	0	0	7	7
.	4	0	0	0	0	0	0	0	0	0	7	7
.	5-9	0	0	0	0	0	0	0	0	0	19	19
.	10-997	0	0	0	0	0	0	0	0	0	36	36
Don't Know	998	0	0	0	0	0	0	0	0	0	1	1
No Answer	999	0	0	0	0	0	0	0	0	0	77	77
Not applicable (Punch 2 on Cols. 3225, 3226, and 3455) BK		13,626	354	7,542	353	5,907	1,606	2,992	2,904	2,832	2,486	40,602

F. Using the World Wide Web (other than for e-mail)?

1. Minutes per week?

[VAR: WWWMINW]

RESPONSE	PUNCH	YEAR										COL. 3483-3484	
		1972-82	1982B	1983-87	1987B	1988-91	1993	1994	1996	1998	2000	ALL	
Zero Minutes	0	0	0	0	0	0	0	0	0	0	0	244	244
.	1-14	0	0	0	0	0	0	0	0	0	0	5	5
.	15-29	0	0	0	0	0	0	0	0	0	0	6	6
.	30-44	0	0	0	0	0	0	0	0	0	0	21	21
.	45-59	0	0	0	0	0	0	0	0	0	0	1	1
Don't Know	98	0	0	0	0	0	0	0	0	0	0	1	1
No Answer	99	0	0	0	0	0	0	0	0	0	0	53	53
Not applicable (Punch 2 on													
Cols. 3225, 3226, and													
3455)		BK	13,626	354	7,542	353	5,907	1,606	2,992	2,904	2,832	2,486	40,602

2. Hours per week?

[VAR: WWWHRW]

RESPONSE	PUNCH	YEAR										COL. 3485-3487	
		1972-82	1982B	1983-87	1987B	1988-91	1993	1994	1996	1998	2000	ALL	
Zero Hours	0	0	0	0	0	0	0	0	0	0	0	149	149
.	1	0	0	0	0	0	0	0	0	0	0	28	28
.	2	0	0	0	0	0	0	0	0	0	0	24	24
.	3	0	0	0	0	0	0	0	0	0	0	12	12
.	4	0	0	0	0	0	0	0	0	0	0	6	6
.	5-9	0	0	0	0	0	0	0	0	0	0	13	13
.	10-997	0	0	0	0	0	0	0	0	0	0	20	20
Don't Know	998	0	0	0	0	0	0	0	0	0	0	1	1
No Answer	999	0	0	0	0	0	0	0	0	0	0	78	78
Not applicable (Punch 2 on													
Cols. 3225, 3226, and 3455) BK		BK	13,626	354	7,542	353	5,907	1,606	2,992	2,904	2,832	2,486	40,602

REMARKS: Responses were collapsed for purposes of display.

804. A. Do you use a computer at some other place besides your home or workplace—say, at school, library, friend's home, or other location?

[VAR: COMPOTH]

RESPONSE	PUNCH	YEAR										COL. 3488	
		1972-82	1982B	1983-87	1987B	1988-91	1993	1994	1996	1998	2000	ALL	
Yes	1	0	0	0	0	0	0	0	0	0	0	124	124
No (GO TO Q. 806)	2	0	0	0	0	0	0	0	0	0	0	371	371
No answer	9	0	0	0	0	0	0	0	0	0	0	28	28
Not applicable (Punch 2 on													
Cols. 3225 and 3226)		BK	13,626	354	7,542	353	5,907	1,606	2,992	2,904	2,832	2,294	40,410

From which of these locations do you use this other computer?

B. School?

[VAR: COMPSCHL]

RESPONSE	PUNCH	YEAR										COL. 3489	
		1972-82	1982B	1983-87	1987B	1988-91	1993	1994	1996	1998	2000	ALL	
Yes	1	0	0	0	0	0	0	0	0	0	0	39	39
No	2	0	0	0	0	0	0	0	0	0	0	85	85
No answer	9	0	0	0	0	0	0	0	0	0	0	28	28
Not applicable (Punch 2 on													
Cols. 3225, 3226, and													
3480)		BK	13,626	354	7,542	353	5,907	1,606	2,992	2,904	2,832	2,665	40,781

C. Library?

[VAR: COMPLIB]

RESPONSE	PUNCH	YEAR										COL. 3490	
		1972-82	1982B	1983-87	1987B	1988-91	1993	1994	1996	1998	2000	ALL	
Yes	1	0	0	0	0	0	0	0	0	0	0	65	65
No	2	0	0	0	0	0	0	0	0	0	0	53	53
No answer	9	0	0	0	0	0	0	0	0	0	0	34	34
Not applicable (Punch 2 on													
Cols. 3225, 3226, and													
3480)	BK	13,626	354	7,542	353	5,907	1,606	2,992	2,904	2,832	2,665	40,781	

D. Friend's house?

[VAR: COMPFRI]

RESPONSE	PUNCH	YEAR										COL. 3491	
		1972-82	1982B	1983-87	1987B	1988-91	1993	1994	1996	1998	2000	ALL	
Yes	1	0	0	0	0	0	0	0	0	0	0	71	71
No	2	0	0	0	0	0	0	0	0	0	0	48	48
No answer	9	0	0	0	0	0	0	0	0	0	0	33	33
Not applicable (Punch 2 on													
Cols. 3225, 3226, and													
3480)	BK	13,626	354	7,542	353	5,907	1,606	2,992	2,904	2,832	2,665	40,781	

E. Other location?

[VAR: COMPELSE]

RESPONSE	PUNCH	YEAR										COL. 3492	
		1972-82	1982B	1983-87	1987B	1988-91	1993	1994	1996	1998	2000	ALL	
Yes	1	0	0	0	0	0	0	0	0	0	0	31	31
No	2	0	0	0	0	0	0	0	0	0	0	86	86
No answer	9	0	0	0	0	0	0	0	0	0	0	35	35
Not applicable (Punch 2 on													
Cols. 3225, 3226, and													
3480)	BK	13,626	354	7,542	353	5,907	1,606	2,992	2,904	2,832	2,665	40,781	

IF MORE THAN 1 LOCATION WAS SPECIFIED IN QS. 804B-804E, ASK Q. 805.

805. Which location do you use the most?

[VAR: MOSTLOC]

RESPONSE	PUNCH	YEAR										COL. 3493	
		1972-82	1982B	1983-87	1987B	1988-91	1993	1994	1996	1998	2000	ALL	
School	1	0	0	0	0	0	0	0	0	0	0	23	23
Library	2	0	0	0	0	0	0	0	0	0	0	10	10
Friend's House	1	0	0	0	0	0	0	0	0	0	0	19	19
Other	2	0	0	0	0	0	0	0	0	0	0	7	7
No answer	9	0	0	0	0	0	0	0	0	0	0	31	31
Not applicable (Punch 2 on													
Cols. 3225, 3226, and													
3480)	BK	13,626	354	7,542	353	5,907	1,606	2,992	2,904	2,832	2,727	40,843	

806. For about how many minutes or hours a week do you use (this other computer/these other computers) for each of the following:

A. Shopping, paying bills and other household management?

1. Minutes per week?

[VAR: ECOMMINO]

RESPONSE	PUNCH	YEAR								COL. 3494-3495		
		1972-82	1982B	1983-87	1987B	1988-91	1993	1994	1996	1998	2000	ALL
Zero Minutes	0	0	0	0	0	0	0	0	0	0	111	111
.	1-14	0	0	0	0	0	0	0	0	0	2	2
.	15-29	0	0	0	0	0	0	0	0	0	2	2
.	30-44	0	0	0	0	0	0	0	0	0	1	1
.	45-59	0	0	0	0	0	0	0	0	0	0	0
.	98	0	0	0	0	0	0	0	0	0	0	0
.	99	0	0	0	0	0	0	0	0	0	36	36
Not applicable (Punch 2 on Cols. 3225, 3226, and 3480)	BK	13,626	354	7,542	353	5,907	1,606	2,992	2,904	2,832	2,665	40,781

2. Hours per week?

[VAR: ECOMHRO]

RESPONSE	PUNCH	YEAR								COL. 3496-3498		
		1972-82	1982B	1983-87	1987B	1988-91	1993	1994	1996	1998	2000	ALL
Zero Hours	0	0	0	0	0	0	0	0	0	0	88	88
1	1	0	0	0	0	0	0	0	0	0	6	6
2	2	0	0	0	0	0	0	0	0	0	2	2
3	3	0	0	0	0	0	0	0	0	0	1	1
Don't Know	998	0	0	0	0	0	0	0	0	0	0	0
No Answer	999	0	0	0	0	0	0	0	0	0	55	55
Not applicable (Punch 2 on Cols. 3225, 3226, and 3480)	BK	13,626	354	7,542	353	5,907	1,606	2,992	2,904	2,832	2,665	40,781

B. Personal interests, games, or enjoyment?

1. Minutes per week?

[VAR: PERMINO]

RESPONSE	PUNCH	YEAR								COL. 3499-3500		
		1972-82	1982B	1983-87	1987B	1988-91	1993	1994	1996	1998	2000	ALL
Zero Minutes	0	0	0	0	0	0	0	0	0	0	99	99
.	1-14	0	0	0	0	0	0	0	0	0	6	6
.	15-29	0	0	0	0	0	0	0	0	0	4	4
.	30-44	0	0	0	0	0	0	0	0	0	11	11
.	45-59	0	0	0	0	0	0	0	0	0	0	0
Don't Know	98	0	0	0	0	0	0	0	0	0	0	0
No Answer	99	0	0	0	0	0	0	0	0	0	32	32
Not applicable (Punch 2 on Cols. 3225, 3226, and 3480)	BK	13,626	354	7,542	353	5,907	1,606	2,992	2,904	2,832	2,665	40,781

2. Hours per week?

[VAR: PERHRO]

RESPONSE	PUNCH	YEAR								COL. 3501-3503		
		1972-82	1982B	1983-87	1987B	1988-91	1993	1994	1996	1998	2000	ALL
Zero Hours	0	0	0	0	0	0	0	0	0	0	62	62
.	1	0	0	0	0	0	0	0	0	0	20	20
.	2	0	0	0	0	0	0	0	0	0	13	13
.	3	0	0	0	0	0	0	0	0	0	1	1
.	4	0	0	0	0	0	0	0	0	0	0	0
.	5-9	0	0	0	0	0	0	0	0	0	1	1
.	10-997	0	0	0	0	0	0	0	0	0	5	5
Don't Know	998	0	0	0	0	0	0	0	0	0	0	0
No Answer	999	0	0	0	0	0	0	0	0	0	99	99
Not applicable (Punch 2 on Cols. 3225, 3226, and 3480)	BK	13,626	354	7,542	353	5,907	1,606	2,992	2,904	2,832	2,665	40,781

C. Paid work or other income-producing activities?

1. Minutes per week?

[VAR: WRKMINO]

RESPONSE	PUNCH	YEAR								COL. 3504-3505		
		1972-82	1982B	1983-87	1987B	1988-91	1993	1994	1996	1998	2000	ALL
Zero Minutes	0	0	0	0	0	0	0	0	0	0	111	111
.	1-14	0	0	0	0	0	0	0	0	0	2	2
.	15-29	0	0	0	0	0	0	0	0	0	1	1
.	30-44	0	0	0	0	0	0	0	0	0	2	2
.	45-59	0	0	0	0	0	0	0	0	0	0	0
Don't Know	98	0	0	0	0	0	0	0	0	0	0	0
No Answer	99	0	0	0	0	0	0	0	0	0	36	36
Not applicable (Punch 2 on Cols. 3225, 3226, and 3480)	BK	13,626	354	7,542	353	5,907	1,606	2,992	2,904	2,832	2,665	40,781

2. Hours per week?

[VAR: WRKHRO]

RESPONSE	PUNCH	YEAR								COL. 3506-3508		
		1972-82	1982B	1983-87	1987B	1988-91	1993	1994	1996	1998	2000	ALL
Zero Hours	0	0	0	0	0	0	0	0	0	0	85	85
.	1	0	0	0	0	0	0	0	0	0	7	7
.	2	0	0	0	0	0	0	0	0	0	4	4
.	3	0	0	0	0	0	0	0	0	0	0	0
.	4	0	0	0	0	0	0	0	0	0	0	0
.	5-9	0	0	0	0	0	0	0	0	0	1	1
.	10-997	0	0	0	0	0	0	0	0	0	2	2
Don't Know	998	0	0	0	0	0	0	0	0	0	0	0
No Answer	999	0	0	0	0	0	0	0	0	0	53	53
Not applicable (Punch 2 on Cols. 3225, 3226, and 3480)	BK	13,626	354	7,542	353	5,907	1,606	2,992	2,904	2,832	2,665	40,781

D. Sending or receiving e-mail?

1. Minutes per week?

[VAR: EMMINO]

RESPONSE	PUNCH	YEAR										COL. 3509-3510	
		1972-82	1982B	1983-87	1987B	1988-91	1993	1994	1996	1998	2000	ALL	
Zero Minutes	0	0	0	0	0	0	0	0	0	0	0	91	91
.	1-14	0	0	0	0	0	0	0	0	0	0	11	11
.	15-29	0	0	0	0	0	0	0	0	0	0	6	6
.	30-44	0	0	0	0	0	0	0	0	0	0	10	10
.	45-59	0	0	0	0	0	0	0	0	0	0	1	1
Don't Know	98	0	0	0	0	0	0	0	0	0	0	0	0
No Answer	99	0	0	0	0	0	0	0	0	0	0	33	33
Not applicable (Punch 2 on													
Cols. 3225, 3226, and													
3480)	BK	13,626	354	7,542	353	5,907	1,606	2,992	2,904	2,832	2,665	40,781	

2. Hours per week?

[VAR: EMHRO]

RESPONSE	PUNCH	YEAR										COL. 3511-3513	
		1972-82	1982B	1983-87	1987B	1988-91	1993	1994	1996	1998	2000	ALL	
Zero Hours	0	0	0	0	0	0	0	0	0	0	0	66	66
.	1	0	0	0	0	0	0	0	0	0	0	13	13
.	2	0	0	0	0	0	0	0	0	0	0	7	7
.	3	0	0	0	0	0	0	0	0	0	0	3	3
.	4	0	0	0	0	0	0	0	0	0	0	1	1
.	5-9	0	0	0	0	0	0	0	0	0	0	4	4
.	10-997	0	0	0	0	0	0	0	0	0	0	1	1
Don't Know	998	0	0	0	0	0	0	0	0	0	0	0	0
No Answer	999	0	0	0	0	0	0	0	0	0	0	57	57
Not applicable (Punch 2 on													
Cols. 3225, 3226, and													
3480)	BK	13,626	354	7,542	353	5,907	1,606	2,992	2,904	2,832	2,665	40,781	

E. Using the World Wide Web other than for e-mail?

1. Minutes per week?

[VAR: WWWMINO]

RESPONSE	PUNCH	YEAR										COL. 3514-3515	
		1972-82	1982B	1983-87	1987B	1988-91	1993	1994	1996	1998	2000	ALL	
Zero Minutes	0	0	0	0	0	0	0	0	0	0	0	90	90
.	1-14	0	0	0	0	0	0	0	0	0	0	10	10
.	15-29	0	0	0	0	0	0	0	0	0	0	6	60
.	30-44	0	0	0	0	0	0	0	0	0	0	12	12
.	45-59	0	0	0	0	0	0	0	0	0	0	0	0
Don't Know	98	0	0	0	0	0	0	0	0	0	0	0	0
No Answer	99	0	0	0	0	0	0	0	0	0	0	34	34
Not applicable (Punch 2 on													
Cols. 3225, 3226, and													
3480)	BK	13,626	354	7,542	353	5,907	1,606	2,992	2,904	2,832	2,665	40,781	

2. Hours per week?

[VAR: WWWHRO]

RESPONSE	PUNCH	YEAR								COL. 3516-3518		
		1972-82	1982B	1983-87	1987B	1988-91	1993	1994	1996	1998	2000	ALL
Zero Hours	0	0	0	0	0	0	0	0	0	0	57	57
.	1	0	0	0	0	0	0	0	0	0	22	22
.	2	0	0	0	0	0	0	0	0	0	8	8
.	3	0	0	0	0	0	0	0	0	0	4	4
.	4	0	0	0	0	0	0	0	0	0	2	2
.	5-9	0	0	0	0	0	0	0	0	0	5	5
.	10-997	0	0	0	0	0	0	0	0	0	1	1
Don't Know	998	0	0	0	0	0	0	0	0	0	0	0
No Answer	999	0	0	0	0	0	0	0	0	0	53	53
Not applicable (Punch 2 on Cols. 3225, 3226, and 3480)	BK	13,626	354	7,542	353	5,907	1,606	2,992	2,904	2,832	2,665	40,781

REMARKS: Responses were collapsed for purposes of display.

807. Thinking now about all your home, work or other computers,

A. About how many e-mail messages do you send from all these computers on an average day?

[VAR: EMSENT]

RESPONSE	PUNCH	YEAR								COL. 3519-3521		
		1972-82	1982B	1983-87	1987B	1988-91	1993	1994	1996	1998	2000	ALL
Zero E-mails	0	0	0	0	0	0	0	0	0	0	27	27
.	1-5	0	0	0	0	0	0	0	0	0	210	210
.	6-10	0	0	0	0	0	0	0	0	0	48	48
.	11-15	0	0	0	0	0	0	0	0	0	20	20
.	16-25	0	0	0	0	0	0	0	0	0	14	14
.	26-50	0	0	0	0	0	0	0	0	0	16	16
50 + E-mails	51-997	0	0	0	0	0	0	0	0	0	7	7
Don't Know	998	0	0	0	0	0	0	0	0	0	1	1
No Answer	999	0	0	0	0	0	0	0	0	0	61	61
Not applicable (SEE REMARKS)	BK	13,626	354	7,542	353	5,907	1,606	2,992	2,904	2,832	2,413	40,529

B. About how many of these messages are personal one-to-one, rather than sent to members of a group or e-list?

[VAR: EMSENTP]

RESPONSE	PUNCH	YEAR								COL. 3522-3524		
		1972-82	1982B	1983-87	1987B	1988-91	1993	1994	1996	1998	2000	ALL
Zero E-mails	0	0	0	0	0	0	0	0	0	0	42	42
.	1-5	0	0	0	0	0	0	0	0	0	227	227
.	6-10	0	0	0	0	0	0	0	0	0	36	36
.	11-15	0	0	0	0	0	0	0	0	0	12	12
.	16-25	0	0	0	0	0	0	0	0	0	9	9
.	26-50	0	0	0	0	0	0	0	0	0	10	10
50 + E-mails	51-997	0	0	0	0	0	0	0	0	0	3	3
Don't know	998	0	0	0	0	0	0	0	0	0	1	1
No answer	999	0	0	0	0	0	0	0	0	0	64	64
Not applicable (SEE REMARKS)	BK	13,626	354	7,542	353	5,907	1,606	2,992	2,904	2,832	2,413	40,529

C. About how many messages do you receive on all these computers on an average day?

[VAR: EMGET]

RESPONSE	PUNCH	YEAR									COL. 3525-3527		
		1972-82	1982B	1983-87	1987B	1988-91	1993	1994	1996	1998	2000	ALL	
Zero E-mails	0	0	0	0	0	0	0	0	0	0	0	16	16
.	1-5	0	0	0	0	0	0	0	0	0	0	145	145
.	6-10	0	0	0	0	0	0	0	0	0	0	74	74
.	11-15	0	0	0	0	0	0	0	0	0	0	26	26
.	16-25	0	0	0	0	0	0	0	0	0	0	36	36
.	26-50	0	0	0	0	0	0	0	0	0	0	28	28
50 + E-mails	51-997	0	0	0	0	0	0	0	0	0	0	15	15
Don't Know	998	0	0	0	0	0	0	0	0	0	0	1	1
No Answer	999	0	0	0	0	0	0	0	0	0	0	63	63
Not applicable (SEE REMARKS) BK		13,626	354	7,542	353	5,907	1,606	2,992	2,904	2,832	2,413	40,529	

D. About how many of these messages are personal one-to-one, rather than ones you receive as a member of a group or e-list?

[VAR: EMGETP]

RESPONSE	PUNCH	YEAR									COL. 3528-3530		
		1972-82	1982B	1983-87	1987B	1988-91	1993	1994	1996	1998	2000	ALL	
Zero E-mails	0	0	0	0	0	0	0	0	0	0	0	33	33
.	1-5	0	0	0	0	0	0	0	0	0	0	211	211
.	6-10	0	0	0	0	0	0	0	0	0	0	46	46
.	11-15	0	0	0	0	0	0	0	0	0	0	14	14
.	16-25	0	0	0	0	0	0	0	0	0	0	18	18
.	26-50	0	0	0	0	0	0	0	0	0	0	11	11
50 + E-mails	51-997	0	0	0	0	0	0	0	0	0	0	6	6
Don't Know	998	0	0	0	0	0	0	0	0	0	0	2	2
No Answer	999	0	0	0	0	0	0	0	0	0	0	63	63
Not applicable (SEE REMARKS) BK		13,626	354	7,542	353	5,907	1,606	2,992	2,904	2,832	2,413	40,529	

Do any of the personal one-to-one messages you receive or send come from:

E. People at your workplace?

[VAR: EMWRKLOC]

RESPONSE	PUNCH	YEAR									COL. 3531		
		1972-82	1982B	1983-87	1987B	1988-91	1993	1994	1996	1998	2000	ALL	
Yes	1	0	0	0	0	0	0	0	0	0	0	152	152
No	2	0	0	0	0	0	0	0	0	0	0	182	182
No answer	9	0	0	0	0	0	0	0	0	0	0	70	70
Not applicable (SEE REMARKS) BK		13,626	354	7,542	353	5,907	1,606	2,992	2,904	2,832	2,413	40,529	

F. Business or work contacts away from your workplace?

[VAR: EMWRKAWY]

RESPONSE	PUNCH	YEAR									COL. 3532		
		1972-82	1982B	1983-87	1987B	1988-91	1993	1994	1996	1998	2000	ALL	
Yes	1	0	0	0	0	0	0	0	0	0	0	149	149
No	2	0	0	0	0	0	0	0	0	0	0	186	186
No answer	9	0	0	0	0	0	0	0	0	0	0	69	69
Not applicable (SEE REMARKS) BK		13,626	354	7,542	353	5,907	1,606	2,992	2,904	2,832	2,413	40,529	

G. Family members who live with you?

[VAR: EMFAMLOC]

RESPONSE	PUNCH	YEAR									COL. 3533		
		1972-82	1982B	1983-87	1987B	1988-91	1993	1994	1996	1998	2000	ALL	
Yes	1	0	0	0	0	0	0	0	0	0	0	50	50
No	2	0	0	0	0	0	0	0	0	0	0	284	284
No answer	9	0	0	0	0	0	0	0	0	0	0	70	70
Not applicable (SEE REMARKS) BK		13,626	354	7,542	353	5,907	1,606	2,992	2,904	2,832	2,413	40,529	

H. Other family members?

[VAR: EMFAMOTH]

RESPONSE	PUNCH	YEAR										COL.	3534
		1972-82	1982B	1983-87	1987B	1988-91	1993	1994	1996	1998	2000	ALL	
Yes	1	0	0	0	0	0	0	0	0	0	233	233	
No	2	0	0	0	0	0	0	0	0	0	103	103	
No answer	9	0	0	0	0	0	0	0	0	0	35	35	
Not applicable (SEE REMARKS)	BK	13,626	354	7,542	353	5,907	1,606	2,992	2,904	2,832	2,446	40,562	

I. Friends?

[VAR: EMFRI]

RESPONSE	PUNCH	YEAR										COL.	3535
		1972-82	1982B	1983-87	1987B	1988-91	1993	1994	1996	1998	2000	ALL	
Yes	1	0	0	0	0	0	0	0	0	0	265	265	
No	2	0	0	0	0	0	0	0	0	0	72	72	
No answer	9	0	0	0	0	0	0	0	0	0	67	67	
Not applicable (SEE REMARKS)	BK	13,626	354	7,542	353	5,907	1,606	2,992	2,904	2,832	2,413	40,529	

J. Members of your church?

[VAR: EMCHURCH]

RESPONSE	PUNCH	YEAR										COL.	3536
		1972-82	1982B	1983-87	1987B	1988-91	1993	1994	1996	1998	2000	ALL	
Yes	1	0	0	0	0	0	0	0	0	0	44	44	
No	2	0	0	0	0	0	0	0	0	0	291	291	
No answer	9	0	0	0	0	0	0	0	0	0	69	69	
Not applicable (SEE REMARKS)	BK	13,626	354	7,542	353	5,907	1,606	2,992	2,904	2,832	2,413	40,529	

K. Members of other groups or associations to which you belong?

[VAR: EMGROUPS]

RESPONSE	PUNCH	YEAR										COL.	3537
		1972-82	1982B	1983-87	1987B	1988-91	1993	1994	1996	1998	2000	ALL	
Yes	1	0	0	0	0	0	0	0	0	0	118	118	
No	2	0	0	0	0	0	0	0	0	0	217	217	
No answer	9	0	0	0	0	0	0	0	0	0	69	69	
Not applicable (SEE REMARKS)	BK	13,626	354	7,542	353	5,907	1,606	2,992	2,904	2,832	2,413	40,529	

REMARKS: These questions were asked if the respondent: 1) used a computer (Q.767=1) or Web-TV (Q.767A=1); and 2) used the Web for at least 1 hour a week (Q.769A≥1).

Responses for questions 807 A-D were collapsed for display purposes.

**IF R HAS CHILD UNDER 18 IN HOUSEHOLD, ASK Q.808.
IF R DOES NOT HAVE CHILD UNDER 18 IN HOUSEHOLD, GO TO Q.809.**

808. Would you say that the amount of time you spend with (NAME OF CHILD) is too much, about the right amount, or too little?

A. First listed child?

[VAR: TIMEKID1]

RESPONSE	PUNCH	YEAR										COL.	3538
		1972-82	1982B	1983-87	1987B	1988-91	1993	1994	1996	1998	2000	ALL	
Too much	1	0	0	0	0	0	0	0	0	0	47	47	
About the right amount	2	0	0	0	0	0	0	0	0	0	482	482	
Too little	3	0	0	0	0	0	0	0	0	0	425	425	
No answer	9	0	0	0	0	0	0	0	0	0	129	129	
Not applicable	BK	13,626	354	7,542	353	5,907	1,606	2,992	2,904	2,832	1,734	39,850	

B. Second listed child?

[VAR: TIMEKID2]

RESPONSE	PUNCH	YEAR										COL. 3539	
		1972-82	1982B	1983-87	1987B	1988-91	1993	1994	1996	1998	2000	ALL	
Too much	1	0	0	0	0	0	0	0	0	0	0	29	29
About the right amount	2	0	0	0	0	0	0	0	0	0	0	308	308
Too little	3	0	0	0	0	0	0	0	0	0	0	220	220
No answer	9	0	0	0	0	0	0	0	0	0	0	72	72
Not applicable	BK	13,626	354	7,542	353	5,907	1,606	2,992	2,904	2,832	2,188	40,304	

C. Third listed child?

[VAR: TIMEKID3]

RESPONSE	PUNCH	YEAR										COL. 3540	
		1972-82	1982B	1983-87	1987B	1988-91	1993	1994	1996	1998	2000	ALL	
Too much	1	0	0	0	0	0	0	0	0	0	0	12	12
About the right amount	2	0	0	0	0	0	0	0	0	0	0	111	111
Too little	3	0	0	0	0	0	0	0	0	0	0	68	68
No answer	9	0	0	0	0	0	0	0	0	0	0	34	34
Not applicable	BK	13,626	354	7,542	353	5,907	1,606	2,992	2,904	2,832	2,592	40,708	

D. Fourth listed child?

[VAR: TIMEKID4]

RESPONSE	PUNCH	YEAR										COL. 3541	
		1972-82	1982B	1983-87	1987B	1988-91	1993	1994	1996	1998	2000	ALL	
Too much	1	0	0	0	0	0	0	0	0	0	0	3	3
About the right amount	2	0	0	0	0	0	0	0	0	0	0	34	34
Too little	3	0	0	0	0	0	0	0	0	0	0	20	20
No answer	9	0	0	0	0	0	0	0	0	0	0	18	18
Not applicable	BK	13,626	354	7,542	353	5,907	1,606	2,992	2,904	2,832	2,742	40,858	

**IF MARRIED, ASK Q. 809.
IF NOT MARRIED, GO TO Q.810.**

809. Would you say that the amount of time your (HUSBAND/WIFE) spends with (NAME OF CHILD) is too much, about the right amount, or too little?

A. First listed child?

[VAR: SPTMKID1]

RESPONSE	PUNCH	YEAR										COL. 3542	
		1972-82	1982B	1983-87	1987B	1988-91	1993	1994	1996	1998	2000	ALL	
Too much	1	0	0	0	0	0	0	0	0	0	0	8	8
About the right amount	2	0	0	0	0	0	0	0	0	0	0	178	178
Too little	3	0	0	0	0	0	0	0	0	0	0	133	133
Don't know	8	0	0	0	0	0	0	0	0	0	0	3	3
No answer	9	0	0	0	0	0	0	0	0	0	0	21	21
Not applicable	BK	13,626	354	7,542	353	5,907	1,606	2,992	2,904	2,832	2,474	40,590	

B. Second listed child?

[VAR: SPTMKID2]

RESPONSE	PUNCH	YEAR										COL. 3543	
		1972-82	1982B	1983-87	1987B	1988-91	1993	1994	1996	1998	2000	ALL	
Too much	1	0	0	0	0	0	0	0	0	0	0	8	8
About the right amount	2	0	0	0	0	0	0	0	0	0	0	107	107
Too little	3	0	0	0	0	0	0	0	0	0	0	79	79
No answer	9	0	0	0	0	0	0	0	0	0	0	24	24
Not applicable	BK	13,626	354	7,542	353	5,907	1,606	2,992	2,904	2,832	2,599	40,175	

C. Third listed child?

[VAR: SPTMKID3]

RESPONSE	PUNCH	YEAR										COL. 3544	
		1972-82	1982B	1983-87	1987B	1988-91	1993	1994	1996	1998	2000	ALL	
Too much	1	0	0	0	0	0	0	0	0	0	0	4	4
About the right amount	2	0	0	0	0	0	0	0	0	0	0	33	33
Too little	3	0	0	0	0	0	0	0	0	0	0	24	24
No answer	9	0	0	0	0	0	0	0	0	0	0	12	12
Not applicable	BK	13,626	354	7,542	353	5,907	1,606	2,992	2,904	2,832	2,744	40,860	

D. Fourth listed child?

[VAR: SPTMKID4]

RESPONSE	PUNCH	YEAR										COL. 3545	
		1972-82	1982B	1983-87	1987B	1988-91	1993	1994	1996	1998	2000	ALL	
Too much	1	0	0	0	0	0	0	0	0	0	0	1	1
About the right amount	2	0	0	0	0	0	0	0	0	0	0	13	13
Too little	3	0	0	0	0	0	0	0	0	0	0	5	5
No answer	9	0	0	0	0	0	0	0	0	0	0	6	6
Not applicable	BK	13,626	354	7,542	353	5,907	1,606	2,992	2,904	2,832	2,792	40,908	

FOR EACH CHILD 4-17, ASK Q.810.

810. Would you say that (NAME OF CHILD) feels that the amount of time they spend with you is too much, about the right amount, or too little?

A. First listed child?

[VAR: KDTMKID1]

RESPONSE	PUNCH	YEAR										COL. 3546	
		1972-82	1982B	1983-87	1987B	1988-91	1993	1994	1996	1998	2000	ALL	
Too much	1	0	0	0	0	0	0	0	0	0	0	39	39
About the right amount	2	0	0	0	0	0	0	0	0	0	0	192	192
Too little	3	0	0	0	0	0	0	0	0	0	0	166	166
Don't know	8	0	0	0	0	0	0	0	0	0	0	10	10
No answer	9	0	0	0	0	0	0	0	0	0	0	64	64
Not applicable	BK	13,626	354	7,542	353	5,907	1,606	2,992	2,904	2,832	2,346	40,462	

B. Second listed child?

[VAR: KDTMKID2]

RESPONSE	PUNCH	YEAR										COL. 3547	
		1972-82	1982B	1983-87	1987B	1988-91	1993	1994	1996	1998	2000	ALL	
Too much	1	0	0	0	0	0	0	0	0	0	0	11	11
About the right amount	2	0	0	0	0	0	0	0	0	0	0	95	95
Too little	3	0	0	0	0	0	0	0	0	0	0	86	86
Don't know	8	0	0	0	0	0	0	0	0	0	0	6	6
No answer	9	0	0	0	0	0	0	0	0	0	0	28	29
Not applicable	BK	13,626	354	7,542	353	5,907	1,606	2,992	2,904	2,832	2,591	40,707	

C. Third listed child?

[VAR: KDTMKID3]

RESPONSE	PUNCH	YEAR										COL. 3548	
		1972-82	1982B	1983-87	1987B	1988-91	1993	1994	1996	1998	2000	ALL	
Too much	1	0	0	0	0	0	0	0	0	0	0	7	7
About the right amount	2	0	0	0	0	0	0	0	0	0	0	32	32
Too little	3	0	0	0	0	0	0	0	0	0	0	17	17
Don't know	8	0	0	0	0	0	0	0	0	0	0	1	1
No answer	9	0	0	0	0	0	0	0	0	0	0	12	12
Not applicable	BK	13,626	354	7,542	353	5,907	1,606	2,992	2,904	2,832	2,748	40,864	

D. Fourth listed child?

[VAR: KDTMKID4]

RESPONSE	PUNCH	YEAR										COL. 3549	
		1972-82	1982B	1983-87	1987B	1988-91	1993	1994	1996	1998	2000	ALL	
Too much	1	0	0	0	0	0	0	0	0	0	0	2	2
About the right amount	2	0	0	0	0	0	0	0	0	0	0	11	11
Too little	3	0	0	0	0	0	0	0	0	0	0	5	5
No answer	9	0	0	0	0	0	0	0	0	0	0	8	8
Not applicable	BK	13,626	354	7,542	353	5,907	1,606	2,992	2,904	2,832	2,791	40,907	

810. Thinking now only about weekends (SATURDAY AND SUNDAY) and only when your child is awake—would you say that you know exactly what (NAME OF CHILD) is doing on the weekend almost all of the time, most of the time, about half of the time, come of the time or hardly any of the time?

A. First listed child?

[VAR: KNOWKID1]

RESPONSE	PUNCH	YEAR										COL. 3550	
		1972-82	1982B	1983-87	1987B	1988-91	1993	1994	1996	1998	2000	ALL	
Almost all of the time	1	0	0	0	0	0	0	0	0	0	0	226	226
Most of the time	2	0	0	0	0	0	0	0	0	0	0	115	115
About half of the time	3	0	0	0	0	0	0	0	0	0	0	31	31
Some of the time	4	0	0	0	0	0	0	0	0	0	0	14	14
Hardly any of the time	5	0	0	0	0	0	0	0	0	0	0	8	8
No answer	9	0	0	0	0	0	0	0	0	0	0	54	54
Not applicable	BK	13,626	354	7,542	353	5,907	1,606	2,992	2,904	2,832	2,369	40,485	

B. Second listed child?

[VAR: KNOWKID2]

RESPONSE	PUNCH	YEAR										COL. 3551	
		1972-82	1982B	1983-87	1987B	1988-91	1993	1994	1996	1998	2000	ALL	
Almost all of the time	1	0	0	0	0	0	0	0	0	0	0	133	133
Most of the time	2	0	0	0	0	0	0	0	0	0	0	58	58
About half of the time	3	0	0	0	0	0	0	0	0	0	0	15	15
Some of the time	4	0	0	0	0	0	0	0	0	0	0	6	6
Hardly any of the time	5	0	0	0	0	0	0	0	0	0	0	2	2
No answer	9	0	0	0	0	0	0	0	0	0	0	14	14
Not applicable	BK	13,626	354	7,542	353	5,907	1,606	2,992	2,904	2,832	2,589	40,705	

C. Third listed child?

[VAR: KNOWKID3]

RESPONSE	PUNCH	YEAR										COL. 3552	
		1972-82	1982B	1983-87	1987B	1988-91	1993	1994	1996	1998	2000	ALL	
Almost all of the time	1	0	0	0	0	0	0	0	0	0	0	48	48
Most of the time	2	0	0	0	0	0	0	0	0	0	0	13	13
About half of the time	3	0	0	0	0	0	0	0	0	0	0	2	2
Some of the time	4	0	0	0	0	0	0	0	0	0	0	2	2
Hardly any of the time	5	0	0	0	0	0	0	0	0	0	0	0	0
No answer	9	0	0	0	0	0	0	0	0	0	0	7	7
Not applicable	BK	13,626	354	7,542	353	5,907	1,606	2,992	2,904	2,832	2,745	40,861	

D. Fourth listed child?

[VAR: KNOWKID4]

RESPONSE	PUNCH	YEAR										COL. 3553	
		1972-82	1982B	1983-87	1987B	1988-91	1993	1994	1996	1998	2000	ALL	
Almost all of the time	1	0	0	0	0	0	0	0	0	0	0	12	12
Most of the time	2	0	0	0	0	0	0	0	0	0	0	4	4
About half of the time	3	0	0	0	0	0	0	0	0	0	0	1	1
Some of the time	4	0	0	0	0	0	0	0	0	0	0	1	1
Hardly any of the time	5	0	0	0	0	0	0	0	0	0	0	0	0
No answer	9	0	0	0	0	0	0	0	0	0	0	5	5
Not applicable	BK	13,626	354	7,542	353	5,907	1,606	2,992	2,904	2,832	2,794	40,910	

812. How clean was the interior of the housing unit?

[VAR: HUCLEAN]

RESPONSE	PUNCH	YEAR										COL. 3554	
		1972-82	1982B	1983-87	1987B	1988-91	1993	1994	1996	1998	2000	ALL	
Very clean	1	0	0	0	0	0	0	0	0	0	0	1,169	1,169
Clean	2	0	0	0	0	0	0	0	0	0	0	733	733
So-So	3	0	0	0	0	0	0	0	0	0	0	330	330
Not very clean	4	0	0	0	0	0	0	0	0	0	0	108	108
Dirty	5	0	0	0	0	0	0	0	0	0	0	70	70
Don't know	8	0	0	0	0	0	0	0	0	0	0	346	346
No answer	9	0	0	0	0	0	0	0	0	0	0	61	61
Not applicable	BK	13,626	354	7,542	353	5,907	1,606	2,992	2,904	2,832		407	38,116

813. The next questions are about freedom in American today. Freedom means many different things to people. When you think about freedom, what comes to mind? Can you tell me in a couple of sentences what freedom means to you?

A. [VAR: FREEMNS1]

DATA TO BE ADDED LATER.

B. [VAR: FREEMNS2]

DATA TO BE ADDED LATER.

C. [VAR: FREEMNS3]

DATA TO BE ADDED LATER.

814. A. What experiences in your life make you feel most free?

DATA TO BE ADDED LATER.

B. Are there times in your life when you feel especially free?

DATA TO BE ADDED LATER.

C. Can you give me an example of an experience that makes you feel really free?

DATA TO BE ADDED LATER.

815. How much freedom do you think Americans have today? Would you say they have complete freedom, a great deal of freedom, a moderate degree of freedom, not much freedom, or no freedom at all?

[VAR: HOWFREE]

RESPONSE	PUNCH	YEAR										COL. 3548	
		1972-82	1982B	1983-87	1987B	1988-91	1993	1994	1996	1998	2000	ALL	
Almost all of the time	1	0	0	0	0	0	0	0	0	0	0	145	145
Most of the time	2	0	0	0	0	0	0	0	0	0	0	833	833
About half of the time	3	0	0	0	0	0	0	0	0	0	0	364	364
Some of the time	4	0	0	0	0	0	0	0	0	0	0	49	49
Hardly any of the time	5	0	0	0	0	0	0	0	0	0	0	4	4
Don't know	8	0	0	0	0	0	0	0	0	0	0	9	9
No answer	9	0	0	0	0	0	0	0	0	0	0	15	15
Not applicable	BK	13,626	354	7,542	353	5,907	1,606	2,992	2,904	2,832	1,398	39,514	

816. And about you yourself? Would you say right now that you have complete freedom, a great deal of freedom, a moderate degree of freedom, not much freedom, or no freedom at all?

[VAR: RHOWFREE]

RESPONSE	PUNCH	YEAR										COL. 3571	
		1972-82	1982B	1983-87	1987B	1988-91	1993	1994	1996	1998	2000	ALL	
Almost all of the time	1	0	0	0	0	0	0	0	0	0	0	238	238
Most of the time	2	0	0	0	0	0	0	0	0	0	0	769	769
About half of the time	3	0	0	0	0	0	0	0	0	0	0	333	333
Some of the time	4	0	0	0	0	0	0	0	0	0	0	53	53
Hardly any of the time	5	0	0	0	0	0	0	0	0	0	0	5	5
Don't know	8	0	0	0	0	0	0	0	0	0	0	7	7
No answer	9	0	0	0	0	0	0	0	0	0	0	14	14
Not applicable	BK	13,626	354	7,542	353	5,907	1,606	2,992	2,904	2,832	1,398	39,514	

817. Do you think Americans today have more freedom, less freedom, or about the same amount of freedom as in the past?

[VAR: FREENOW]

RESPONSE	PUNCH	YEAR										COL. 3572	
		1972-82	1982B	1983-87	1987B	1988-91	1993	1994	1996	1998	2000	ALL	
More freedom	1	0	0	0	0	0	0	0	0	0	0	585	585
About the same amount of freedom	2	0	0	0	0	0	0	0	0	0	0	536	536
Less freedom	3	0	0	0	0	0	0	0	0	0	0	262	262
Don't know	8	0	0	0	0	0	0	0	0	0	0	18	18
No answer	9	0	0	0	0	0	0	0	0	0	0	18	18
Not applicable	BK	13,626	354	7,542	353	5,907	1,606	2,992	2,904	2,832	1,398	39,514	

818. And how about you? Do you personally feel that you now have more freedom, less freedom, or about the same amount of freedom as you had in the past?

[VAR: RFREENOW]

RESPONSE	PUNCH	YEAR										COL. 3573	
		1972-82	1982B	1983-87	1987B	1988-91	1993	1994	1996	1998	2000	ALL	
More freedom	1	0	0	0	0	0	0	0	0	0	0	549	549
About the same amount of freedom	2	0	0	0	0	0	0	0	0	0	0	657	657
Less freedom	3	0	0	0	0	0	0	0	0	0	0	190	190
Don't know	8	0	0	0	0	0	0	0	0	0	0	10	10
No answer	9	0	0	0	0	0	0	0	0	0	0	13	13
Not applicable	BK	13,626	354	7,542	353	5,907	1,606	2,992	2,904	2,832	1,398	39,514	

819. On the whole, are you very satisfied, fairly satisfied, not very satisfied, or not at all satisfied with the way democracy works in the United States?

[VAR: SATDEMOC]

RESPONSE	PUNCH	YEAR										COL. 3575	
		1972-82	1982B	1983-87	1987B	1988-91	1993	1994	1996	1998	2000	ALL	ALL
Very satisfied	1	0	0	0	0	0	0	0	0	0	0	235	235
Fairly satisfied	2	0	0	0	0	0	0	0	0	0	0	854	854
Not very satisfied	3	0	0	0	0	0	0	0	0	0	0	201	201
Not at all satisfied	4	0	0	0	0	0	0	0	0	0	0	79	79
Don't know	8	0	0	0	0	0	0	0	0	0	0	36	36
No answer	9	0	0	0	0	0	0	0	0	0	0	14	14
Not applicable	BK	13,626	354	7,542	353	5,907	1,606	2,992	2,904	2,832	1,398	39,514	

820. I'm going to read you several statements about freedom. Each one may say something true and important about freedom, but I'd like to know how important each statement is to you. Is it one of the most important things about freedom, extremely important, very important, somewhat important, or not too important?

A. Freedom is being left alone to do what I want.

[VAR: LEFTLONE]

RESPONSE	PUNCH	YEAR										COL. 3576	
		1972-82	1982B	1983-87	1987B	1988-91	1993	1994	1996	1998	2000	ALL	ALL
One of the most important things	1	0	0	0	0	0	0	0	0	0	0	372	372
Extremely important	2	0	0	0	0	0	0	0	0	0	0	317	317
Very important	3	0	0	0	0	0	0	0	0	0	0	388	388
Moderately important	4	0	0	0	0	0	0	0	0	0	0	207	207
Somewhat important	5	0	0	0	0	0	0	0	0	0	0	59	59
Not too important	6	0	0	0	0	0	0	0	0	0	0	39	39
Don't know	8	0	0	0	0	0	0	0	0	0	0	16	16
No answer	9	0	0	0	0	0	0	0	0	0	0	21	21
Not applicable	BK	13,626	354	7,542	353	5,907	1,606	2,992	2,904	2,832	1,398	39,514	

B. Freedom is having a government that doesn't spy on me or interfere in my life.

[VAR: NOGOVT]

RESPONSE	PUNCH	YEAR										COL. 3577	
		1972-82	1982B	1983-87	1987B	1988-91	1993	1994	1996	1998	2000	ALL	ALL
One of the most important things	1	0	0	0	0	0	0	0	0	0	0	412	412
Extremely important	2	0	0	0	0	0	0	0	0	0	0	356	356
Very important	3	0	0	0	0	0	0	0	0	0	0	447	447
Moderately important	4	0	0	0	0	0	0	0	0	0	0	113	113
Somewhat important	5	0	0	0	0	0	0	0	0	0	0	33	33
Not too important	6	0	0	0	0	0	0	0	0	0	0	22	22
Don't know	8	0	0	0	0	0	0	0	0	0	0	13	13
No answer	9	0	0	0	0	0	0	0	0	0	0	23	23
Not applicable	BK	13,626	354	7,542	353	5,907	1,606	2,992	2,904	2,832	1,398	39,514	

C. True freedom is feeling an inner spiritual peace.

[VAR: INPEACE]

RESPONSE	PUNCH	YEAR										COL. 3578	
		1972-82	1982B	1983-87	1987B	1988-91	1993	1994	1996	1998	2000	ALL	ALL
One of the most important things	1	0	0	0	0	0	0	0	0	0	0	507	507
Extremely important	2	0	0	0	0	0	0	0	0	0	0	298	298
Very important	3	0	0	0	0	0	0	0	0	0	0	370	370
Moderately important	4	0	0	0	0	0	0	0	0	0	0	120	120
Somewhat important	5	0	0	0	0	0	0	0	0	0	0	50	50
Not too important	6	0	0	0	0	0	0	0	0	0	0	28	28
Don't know	8	0	0	0	0	0	0	0	0	0	0	22	22
No answer	9	0	0	0	0	0	0	0	0	0	0	24	24
Not applicable	BK	13,626	354	7,542	353	5,907	1,606	2,992	2,904	2,832	1,398	39,514	

D. Freedom is having the right to participate in politics and elections.

[VAR: PARTPOL]

RESPONSE	PUNCH	YEAR										COL. 3579
		1972-82	1982B	1983-87	1987B	1988-91	1993	1994	1996	1998	2000	ALL
One of the most important things	1	0	0	0	0	0	0	0	0	0	501	501
Extremely important	2	0	0	0	0	0	0	0	0	0	371	371
Very important	3	0	0	0	0	0	0	0	0	0	357	357
Moderately important	4	0	0	0	0	0	0	0	0	0	91	91
Somewhat important	5	0	0	0	0	0	0	0	0	0	30	30
Not too important	6	0	0	0	0	0	0	0	0	0	34	34
Don't know	8	0	0	0	0	0	0	0	0	0	13	13
No answer	9	0	0	0	0	0	0	0	0	0	22	22
Not applicable	BK	13,626	354	7,542	353	5,907	1,606	2,992	2,904	2,832	1,398	39,514

E. Freedom is having the power to choose and do what I want in life.

[VAR: CHOICE]

RESPONSE	PUNCH	YEAR										COL. 3580
		1972-82	1982B	1983-87	1987B	1988-91	1993	1994	1996	1998	2000	ALL
One of the most important things	1	0	0	0	0	0	0	0	0	0	620	620
Extremely important	2	0	0	0	0	0	0	0	0	0	375	375
Very important	3	0	0	0	0	0	0	0	0	0	304	304
Moderately important	4	0	0	0	0	0	0	0	0	0	62	62
Somewhat important	5	0	0	0	0	0	0	0	0	0	13	13
Not too important	6	0	0	0	0	0	0	0	0	0	12	12
Don't know	8	0	0	0	0	0	0	0	0	0	10	10
No answer	9	0	0	0	0	0	0	0	0	0	23	23
Not applicable	BK	13,626	354	7,542	353	5,907	1,606	2,992	2,904	2,832	1,398	39,514

F. Freedom is being able to express unpopular ideas without fearing for my safety.

[VAR: EXPUNPOP]

RESPONSE	PUNCH	YEAR										COL. 3581
		1972-82	1982B	1983-87	1987B	1988-91	1993	1994	1996	1998	2000	ALL
One of the most important things	1	0	0	0	0	0	0	0	0	0	552	552
Extremely important	2	0	0	0	0	0	0	0	0	0	401	401
Very important	3	0	0	0	0	0	0	0	0	0	326	326
Moderately important	4	0	0	0	0	0	0	0	0	0	71	71
Somewhat important	5	0	0	0	0	0	0	0	0	0	15	15
Not too important	6	0	0	0	0	0	0	0	0	0	17	17
Don't know	8	0	0	0	0	0	0	0	0	0	14	14
No answer	9	0	0	0	0	0	0	0	0	0	23	23
Not applicable	BK	13,626	354	7,542	353	5,907	1,606	2,992	2,904	2,832	1,398	39,514

821. Many people think it is important to have complete freedom of the press and news media in the United States. Others think that the press too often invades the privacy of public figures—like Senators or members of Congress by printing stories that contain personal details about their private lives. Which of the three statements on this card comes closest to your feelings about balancing freedom of the press and the right to privacy? READ STATEMENTS 1-3 ONLY. CIRCLE ONLY ONE CODE.

HAND CARD FK

[VAR: FREEPRSS]

RESPONSE	PUNCH	YEAR										COL. 3582
		1972-82	1982B	1983-87	1987B	1988-91	1993	1994	1996	1998	2000	ALL
There should be complete freedom of the press, even if the press sometimes invades the privacy of public figures 1		0	0	0	0	0	0	0	0	0	292	292
The press should develop a code of ethics to keep it from invading the privacy of public figures 2		0	0	0	0	0	0	0	0	0	879	879
The government should keep the press from printing stories that invade the privacy of public figures . 3		0	0	0	0	0	0	0	0	0	200	200
Don't know 8		0	0	0	0	0	0	0	0	0	31	31
No answer 9		0	0	0	0	0	0	0	0	0	17	17
Not applicable BK	13,626	354	7,542	353	5,907	1,606	2,992	2,904	2,832	1,398	39,514	

REMARKS: Hand Card FK contained response options 1-3.

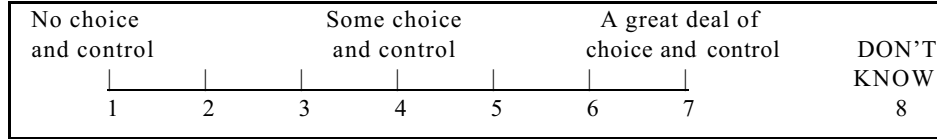
822. Please tell me whether you strongly agree, agree, neither agree nor disagree, or strongly disagree with the following statement: In a free society, it is all right if a few people accumulate a lot of wealth and property while many others live in poverty.

[VAR: WLTHPOV]

RESPONSE	PUNCH	YEAR										COL. 3583
		1972-82	1982B	1983-87	1987B	1988-91	1993	1994	1996	1998	2000	ALL
Strongly agree 1		0	0	0	0	0	0	0	0	0	114	114
Agree 2		0	0	0	0	0	0	0	0	0	410	410
Neither agree nor disagree . 3		0	0	0	0	0	0	0	0	0	264	264
Disagree 4		0	0	0	0	0	0	0	0	0	370	370
Strongly disagree 5		0	0	0	0	0	0	0	0	0	208	208
Don't know 8		0	0	0	0	0	0	0	0	0	37	37
No answer 9		0	0	0	0	0	0	0	0	0	16	16
Not applicable BK	13,626	354	7,542	353	5,907	1,606	2,992	2,904	2,832	1,398	39,514	

823. Some people feel they have completely free choice and control over the way their lives turn out, and other people feel that what they themselves do has no real effect on what happens to them. Please use this scale to indicate how much freedom of choice and control you feel you have over the way your life turns out.

HAND
CARD
FL



[VAR: CNTRLIFE]

RESPONSE	PUNCH	YEAR										COL. 3584	
		1972-82	1982B	1983-87	1987B	1988-91	1993	1994	1996	1998	2000	ALL	
No choice and control	1	0	0	0	0	0	0	0	0	0	0	9	9
2	2	0	0	0	0	0	0	0	0	0	0	19	19
3	3	0	0	0	0	0	0	0	0	0	0	35	35
Some choice and control	4	0	0	0	0	0	0	0	0	0	0	289	289
5	5	0	0	0	0	0	0	0	0	0	0	201	201
6	6	0	0	0	0	0	0	0	0	0	0	384	384
A great deal of choice and control	7	0	0	0	0	0	0	0	0	0	0	448	448
Don't know	8	0	0	0	0	0	0	0	0	0	0	19	19
No answer	9	0	0	0	0	0	0	0	0	0	0	15	15
Not applicable	BK	13,626	354	7,542	353	5,907	1,606	2,992	2,904	2,832	1,398	39,514	

REMARKS: Hand Card FL contained response options 1-7.

824. The following questions are about activities you might do during a typical day. Does your health now limit you in these activities? If so, how much?

A. Moderate activities, such as moving a table, pushing a vacuum cleaner, bowling, or playing golf?

[VAR: MODACT]

RESPONSE	PUNCH	YEAR										COL. 3585	
		1972-82	1982B	1983-87	1987B	1988-91	1993	1994	1996	1998	2000	ALL	
Yes, limited a lot	1	0	0	0	0	0	0	0	0	0	0	136	136
Yes, limited a little	2	0	0	0	0	0	0	0	0	0	0	159	159
No, not limited at all	3	0	0	0	0	0	0	0	0	0	0	1103	1103
Don't know	8	0	0	0	0	0	0	0	0	0	0	0	0
No answer	9	0	0	0	0	0	0	0	0	0	0	21	21
Not applicable	BK	13626	354	7542	353	5907	1606	2992	2904	2832	1398	39514	

B. Climbing several flights of stairs?

[VAR: STAIRS]

RESPONSE	PUNCH	YEAR										COL. 3586	
		1972-82	1982B	1983-87	1987B	1988-91	1993	1994	1996	1998	2000	ALL	
Yes, limited a lot	1	0	0	0	0	0	0	0	0	0	0	168	168
Yes, limited a little	2	0	0	0	0	0	0	0	0	0	0	200	200
No, not limited at all	3	0	0	0	0	0	0	0	0	0	0	1019	1019
Don't know	8	0	0	0	0	0	0	0	0	0	0	0	0
No answer	9	0	0	0	0	0	0	0	0	0	0	32	32
Not applicable	BK	13626	354	7542	353	5907	1606	2992	2904	2832	1398	39514	

During the past 4 weeks, have you had any of the following problems with your work or other regular daily activities as a result of your physical health?

825. Accomplished less than you would like?

[VAR: DIDLESSP]

RESPONSE	PUNCH	YEAR										COL. 3587	
		1972-82	1982B	1983-87	1987B	1988-91	1993	1994	1996	1998	2000	ALL	
Yes	1	0	0	0	0	0	0	0	0	0	0	343	343
No	2	0	0	0	0	0	0	0	0	0	0	1067	1067
Don't know	8	0	0	0	0	0	0	0	0	0	0	0	0
No answer	9	0	0	0	0	0	0	0	0	0	0	9	9
Not applicable	BK	13626	354	7542	353	5907	1606	2992	2904	2832	1398	39514	

826. Were limited in the kind of work or other activities?

[VAR: LIMITEDDP]

RESPONSE	PUNCH	YEAR										COL. 3588	
		1972-82	1982B	1983-87	1987B	1988-91	1993	1994	1996	1998	2000	ALL	
Yes	1	0	0	0	0	0	0	0	0	0	0	316	316
No	2	0	0	0	0	0	0	0	0	0	0	1093	1093
Don't know	8	0	0	0	0	0	0	0	0	0	0	0	0
No answer	9	0	0	0	0	0	0	0	0	0	0	10	10
Not applicable	BK	13626	354	7542	353	5907	1606	2992	2904	2832	1398	39514	

During the past 4 weeks, have you had any of the following problems with your work or other daily activities as a result of any emotional problems (such as feeling depressed or anxious)?

827. Accomplished less than you would like?

[VAR: DIDLESSE]

RESPONSE	PUNCH	YEAR										COL. 3589	
		1972-82	1982B	1983-87	1987B	1988-91	1993	1994	1996	1998	2000	ALL	
Yes	1	0	0	0	0	0	0	0	0	0	0	264	264
No	2	0	0	0	0	0	0	0	0	0	0	1146	1146
Don't know	8	0	0	0	0	0	0	0	0	0	0	0	0
No answer	9	0	0	0	0	0	0	0	0	0	0	9	9
Not applicable	BK	13626	354	7542	353	5907	1606	2992	2904	2832	1398	39514	

828. Didn't do work or other activities as carefully as usual?

[VAR: CRELESSE]

RESPONSE	PUNCH	YEAR										COL. 3590	
		1972-82	1982B	1983-87	1987B	1988-91	1993	1994	1996	1998	2000	ALL	
Yes	1	0	0	0	0	0	0	0	0	0	0	221	221
No	2	0	0	0	0	0	0	0	0	0	0	1186	1186
Don't know	8	0	0	0	0	0	0	0	0	0	0	0	0
No answer	9	0	0	0	0	0	0	0	0	0	0	12	12
Not applicable	BK	13626	354	7542	353	5907	1606	2992	2904	2832	1398	39514	

829. During the past 4 weeks, how much did pain interfere with your normal work (including both work outside the home and housework)?

[VAR: PAIN]

RESPONSE	PUNCH	YEAR										COL. 3591	
		1972-82	1982B	1983-87	1987B	1988-91	1993	1994	1996	1998	2000	ALL	
Not at all	1	0	0	0	0	0	0	0	0	0	0	848	848
A little bit	2	0	0	0	0	0	0	0	0	0	0	282	282
Moderately	3	0	0	0	0	0	0	0	0	0	0	114	114
Quite a bit	4	0	0	0	0	0	0	0	0	0	0	107	107
Extremely	5	0	0	0	0	0	0	0	0	0	0	57	57
Don't know	8	0	0	0	0	0	0	0	0	0	0	0	0
No answer	9	0	0	0	0	0	0	0	0	0	0	11	11
Not applicable	BK	13626	354	7542	353	5907	1606	2992	2904	2832	1398	39514	

These questions are about how you feel and how things have been with you during the past 4 weeks. For each question, please give the one answer that comes closest to the way you have been feeling.

830. How much of the time during the past 4 weeks have you felt calm and peaceful?

[VAR: PEACEFUL]

RESPONSE	PUNCH	YEAR										COL. 3592	
		1972-82	1982B	1983-87	1987B	1988-91	1993	1994	1996	1998	2000	ALL	
All of the time	1	0	0	0	0	0	0	0	0	0	0	144	144
Most of the time	2	0	0	0	0	0	0	0	0	0	0	607	607
A good bit of the time	3	0	0	0	0	0	0	0	0	0	0	252	252
Some of the time	4	0	0	0	0	0	0	0	0	0	0	280	280
A little bit of the time	5	0	0	0	0	0	0	0	0	0	0	93	93
None of the time	6	0	0	0	0	0	0	0	0	0	0	32	32
Don't know	8	0	0	0	0	0	0	0	0	0	0	0	0
No answer	9	0	0	0	0	0	0	0	0	0	0	11	11
Not applicable	BK	13626	354	7542	353	5907	1606	2992	2904	2832	1398	39514	

831. How much of the time during the past 4 weeks did you have a lot of energy?

[VAR: ENERGY]

RESPONSE	PUNCH	YEAR										COL. 3593	
		1972-82	1982B	1983-87	1987B	1988-91	1993	1994	1996	1998	2000	ALL	
All of the time	1	0	0	0	0	0	0	0	0	0	0	146	146
Most of the time	2	0	0	0	0	0	0	0	0	0	0	486	486
A good bit of the time	3	0	0	0	0	0	0	0	0	0	0	319	319
Some of the time	4	0	0	0	0	0	0	0	0	0	0	259	259
A little bit of the time	5	0	0	0	0	0	0	0	0	0	0	134	134
None of the time	6	0	0	0	0	0	0	0	0	0	0	65	65
Don't know	8	0	0	0	0	0	0	0	0	0	0	0	0
No answer	9	0	0	0	0	0	0	0	0	0	0	10	10
Not applicable	BK	13626	354	7542	353	5907	1606	2992	2904	2832	1398	39514	

832. How much of the time during the past 4 weeks have you felt downhearted and blue?

[VAR: DOWNBLUE]

RESPONSE	PUNCH	YEAR										COL. 3594	
		1972-82	1982B	1983-87	1987B	1988-91	1993	1994	1996	1998	2000	ALL	
All of the time	1	0	0	0	0	0	0	0	0	0	0	27	27
Most of the time	2	0	0	0	0	0	0	0	0	0	0	43	43
A good bit of the time	3	0	0	0	0	0	0	0	0	0	0	63	63
Some of the time	4	0	0	0	0	0	0	0	0	0	0	266	266
A little bit of the time	5	0	0	0	0	0	0	0	0	0	0	537	537
None of the time	6	0	0	0	0	0	0	0	0	0	0	473	473
Don't know	8	0	0	0	0	0	0	0	0	0	0	1	1
No answer	9	0	0	0	0	0	0	0	0	0	0	9	9
Not applicable	BK	13626	354	7542	353	5907	1606	2992	2904	2832	1398	39514	

833. During the past 4 weeks, how much of the time has your physical health or emotional problems interfered with your social activities (like visiting friends, relatives, etc.)?

[VAR: SOLACTS]

RESPONSE	PUNCH	YEAR										COL. 3595	
		1972-82	1982B	1983-87	1987B	1988-91	1993	1994	1996	1998	2000	ALL	
All of the time	1	0	0	0	0	0	0	0	0	0	0	40	40
Most of the time	2	0	0	0	0	0	0	0	0	0	0	49	49
A good bit of the time	3	0	0	0	0	0	0	0	0	0	0	52	52
Some of the time	4	0	0	0	0	0	0	0	0	0	0	134	134
A little bit of the time	5	0	0	0	0	0	0	0	0	0	0	196	196
None of the time	6	0	0	0	0	0	0	0	0	0	0	936	936
Don't know	8	0	0	0	0	0	0	0	0	0	0	0	0
No answer	9	0	0	0	0	0	0	0	0	0	0	12	12
Not applicable	BK	13626	354	7542	353	5907	1606	2992	2904	2832	1398	39514	

[INTERVIEWER: ENTER THE NUMBER IN THE BLANK AND CIRCLE THE TIME PERIOD. THUS, IF R SAYS 2 DAYS, RECORD 2 IN THE BLANK AND CIRCLE DAYS. IF THE E SAYS 1 WEEK, RECORD 1 IN THE BLANK AND CIRCLE WEEK, ETC.]

834. Next, I'm going to read you some descriptions of health problems people sometimes experience. Some people might go to a doctor, others might not.

A. The first description is:

Not being able to do moderate activities, such as moving a table, pushing a vacuum cleaner, bowling or playing golf?

How likely would you be to seek medical treatment—that is, see a doctor, a nurse or other health professional—for this situation? Would you definitely go probably go, probably not go, or definitely not go?

[VAR: TREAT1]

RESPONSE	PUNCH	YEAR										COL. 3596	
		1972-82	1982B	1983-87	1987B	1988-91	1993	1994	1996	1998	2000	ALL	
Definitely go	1	0	0	0	0	0	0	0	0	0	0	526	526
Probably go	2	0	0	0	0	0	0	0	0	0	0	371	371
Probably not go	3	0	0	0	0	0	0	0	0	0	0	197	197
Definitely not go	4	0	0	0	0	0	0	0	0	0	0	109	109
Don't know	8	0	0	0	0	0	0	0	0	0	0	6	6
No answer	9	0	0	0	0	0	0	0	0	0	0	210	210
Not applicable	BK	13626	354	7542	353	5907	1606	2992	2904	2832	1398	39514	

B. Not being able to climb several flights of stairs?

[VAR: TREAT2]

RESPONSE	PUNCH	YEAR										COL. 3597	
		1972-82	1982B	1983-87	1987B	1988-91	1993	1994	1996	1998	2000	ALL	
Definitely go	1	0	0	0	0	0	0	0	0	0	0	531	531
Probably go	2	0	0	0	0	0	0	0	0	0	0	366	366
Probably not go	3	0	0	0	0	0	0	0	0	0	0	196	196
Definitely not go	4	0	0	0	0	0	0	0	0	0	0	105	105
Don't know	8	0	0	0	0	0	0	0	0	0	0	6	6
No answer	9	0	0	0	0	0	0	0	0	0	0	215	215
Not applicable	BK	13626	354	7542	353	5907	1606	2992	2904	2832	1398	39514	

C. Accomplishing less than you would like with your work or other regular daily activities as a result of your physical health?

[VAR: TREAT3]

RESPONSE	PUNCH	YEAR										COL. 3598	
		1972-82	1982B	1983-87	1987B	1988-91	1993	1994	1996	1998	2000	ALL	
Definitely go	1	0	0	0	0	0	0	0	0	0	0	432	432
Probably go	2	0	0	0	0	0	0	0	0	0	0	416	416
Probably not go	3	0	0	0	0	0	0	0	0	0	0	232	232
Definitely not go	4	0	0	0	0	0	0	0	0	0	0	118	118
Don't know	8	0	0	0	0	0	0	0	0	0	0	6	6
No answer	9	0	0	0	0	0	0	0	0	0	0	215	215
Not applicable	BK	13626	354	7542	353	5907	1606	2992	2904	2832	1398	39514	

D. Being limited in the kind of work or other regular daily activities you do as a result of your physical health?

[VAR: TREAT4]

RESPONSE	PUNCH	YEAR										COL. 3599	
		1972-82	1982B	1983-87	1987B	1988-91	1993	1994	1996	1998	2000	ALL	
Definitely go	1	0	0	0	0	0	0	0	0	0	0	501	501
Probably go	2	0	0	0	0	0	0	0	0	0	0	425	425
Probably not go	3	0	0	0	0	0	0	0	0	0	0	187	187
Definitely not go	4	0	0	0	0	0	0	0	0	0	0	83	83
Don't know	8	0	0	0	0	0	0	0	0	0	0	6	6
No answer	9	0	0	0	0	0	0	0	0	0	0	217	217
Not applicable	BK	13626	354	7542	353	5907	1606	2992	2904	2832	1398	39514	

E. Accomplishing less than you would like with your work or other regular daily activities as a result of any emotional problems (such as feeling depressed or anxious)?

[VAR: TREAT5]

RESPONSE	PUNCH	YEAR										COL. 3600	
		1972-82	1982B	1983-87	1987B	1988-91	1993	1994	1996	1998	2000	ALL	
Definitely go	1	0	0	0	0	0	0	0	0	0	0	290	290
Probably go	2	0	0	0	0	0	0	0	0	0	0	326	326
Probably not go	3	0	0	0	0	0	0	0	0	0	0	317	317
Definitely not go	4	0	0	0	0	0	0	0	0	0	0	238	238
Don't know	8	0	0	0	0	0	0	0	0	0	0	9	9
No answer	9	0	0	0	0	0	0	0	0	0	0	239	239
Not applicable	BK	13626	354	7542	353	5907	1606	2992	2904	2832	1398	39514	

F. Not working or doing other activities as carefully as usual as a result of any emotional problems such as feeling depressed or anxious?

[VAR: TREAT6]

RESPONSE	PUNCH	YEAR										COL. 3601	
		1972-82	1982B	1983-87	1987B	1988-91	1993	1994	1996	1998	2000	ALL	
Definitely go	1	0	0	0	0	0	0	0	0	0	0	271	271
Probably go	2	0	0	0	0	0	0	0	0	0	0	311	311
Probably not go	3	0	0	0	0	0	0	0	0	0	0	334	334
Definitely not go	4	0	0	0	0	0	0	0	0	0	0	240	240
Don't know	8	0	0	0	0	0	0	0	0	0	0	9	9
No answer	9	0	0	0	0	0	0	0	0	0	0	254	254
Not applicable	BK	13626	354	7542	353	5907	1606	2992	2904	2832	1398	39514	

G. Having pain interfere with your normal work, including both work outside the home and housework?

[VAR: TREAT7]

RESPONSE	PUNCH	YEAR										COL. 3602	
		1972-82	1982B	1983-87	1987B	1988-91	1993	1994	1996	1998	2000	ALL	
Definitely go	1	0	0	0	0	0	0	0	0	0	0	563	563
Probably go	2	0	0	0	0	0	0	0	0	0	0	418	418
Probably not go	3	0	0	0	0	0	0	0	0	0	0	143	143
Definitely not go	4	0	0	0	0	0	0	0	0	0	0	69	69
Don't know	8	0	0	0	0	0	0	0	0	0	0	7	7
No answer	9	0	0	0	0	0	0	0	0	0	0	219	219
Not applicable	BK	13626	354	7542	353	5907	1606	2992	2904	2832	1398	39514	

H. Not feeling calm and peaceful?

[VAR: TREAT8]

RESPONSE	PUNCH	YEAR										COL. 3603	
		1972-82	1982B	1983-87	1987B	1988-91	1993	1994	1996	1998	2000	ALL	
Definitely go	1	0	0	0	0	0	0	0	0	0	0	213	213
Probably go	2	0	0	0	0	0	0	0	0	0	0	223	223
Probably not go	3	0	0	0	0	0	0	0	0	0	0	371	371
Definitely not go	4	0	0	0	0	0	0	0	0	0	0	333	333
Don't know	8	0	0	0	0	0	0	0	0	0	0	12	12
No answer	9	0	0	0	0	0	0	0	0	0	0	267	267
Not applicable	BK	13626	354	7542	353	5907	1606	2992	2904	2832	1398	39514	

I. Not having lots of energy?

[VAR: TREAT9]

RESPONSE	PUNCH	YEAR										COL. 3604	
		1972-82	1982B	1983-87	1987B	1988-91	1993	1994	1996	1998	2000	ALL	
Definitely go	1	0	0	0	0	0	0	0	0	0	0	277	277
Probably go	2	0	0	0	0	0	0	0	0	0	0	312	312
Probably not go	3	0	0	0	0	0	0	0	0	0	0	346	346
Definitely not go	4	0	0	0	0	0	0	0	0	0	0	229	229
Don't know	8	0	0	0	0	0	0	0	0	0	0	11	11
No answer	9	0	0	0	0	0	0	0	0	0	0	244	244
Not applicable	BK	13626	354	7542	353	5907	1606	2992	2904	2832	1398	39514	

J. Feeling downhearted and blue?

[VAR: TREAT10]

RESPONSE	PUNCH	YEAR										COL. 3605	
		1972-82	1982B	1983-87	1987B	1988-91	1993	1994	1996	1998	2000	ALL	
Definitely go	1	0	0	0	0	0	0	0	0	0	0	207	207
Probably go	2	0	0	0	0	0	0	0	0	0	0	211	211
Probably not go	3	0	0	0	0	0	0	0	0	0	0	387	387
Definitely not go	4	0	0	0	0	0	0	0	0	0	0	348	348
Don't know	8	0	0	0	0	0	0	0	0	0	0	10	10
No answer	9	0	0	0	0	0	0	0	0	0	0	256	256
Not applicable	BK	13626	354	7542	353	5907	1606	2992	2904	2832	1398	39514	

K. Having physical health or emotional problems interfere with you social life, like visiting friends, relatives, etc.?

[VAR: TREAT11]

RESPONSE	PUNCH	YEAR										COL. 3606	
		1972-82	1982B	1983-87	1987B	1988-91	1993	1994	1996	1998	2000	ALL	
Definitely go	1	0	0	0	0	0	0	0	0	0	0	284	284
Probably go	2	0	0	0	0	0	0	0	0	0	0	364	364
Probably not go	3	0	0	0	0	0	0	0	0	0	0	279	279
Definitely not go	4	0	0	0	0	0	0	0	0	0	0	229	229
Don't know	8	0	0	0	0	0	0	0	0	0	0	12	12
No answer	9	0	0	0	0	0	0	0	0	0	0	251	251
Not applicable	BK	13626	354	7542	353	5907	1606	2992	2904	2832	1398	39514	

835. Given your life right now, how many days, weeks or months would you wait for this situation to get better on its own before seeking medical treatment?

A. Not being able to do moderate activities, such as moving a table, pushing a vacuum cleaner, bowling or playing golf?

[VAR: WAIT1]

RESPONSE	PUNCH	YEAR										COL. 3607-3609	
		1972-82	1982B	1983-87	1987B	1988-91	1993	1994	1996	1998	2000	ALL	
Zero Days	0	0	0	0	0	0	0	0	0	0	0	16	16
.	1	0	0	0	0	0	0	0	0	0	0	370	370
.	2	0	0	0	0	0	0	0	0	0	0	251	251
.	3	0	0	0	0	0	0	0	0	0	0	73	73
.	4	0	0	0	0	0	0	0	0	0	0	23	23
.	5	0	0	0	0	0	0	0	0	0	0	19	19
.	6	0	0	0	0	0	0	0	0	0	0	11	11
.	7	0	0	0	0	0	0	0	0	0	0	10	10
.	10	0	0	0	0	0	0	0	0	0	0	3	3
.	15	0	0	0	0	0	0	0	0	0	0	1	1
.	18	0	0	0	0	0	0	0	0	0	0	1	1
.	60	0	0	0	0	0	0	0	0	0	0	1	1
.	90	0	0	0	0	0	0	0	0	0	0	1	1
Some Days	991	0	0	0	0	0	0	0	0	0	0	44	44
Some Weeks	992	0	0	0	0	0	0	0	0	0	0	50	50
Some Months	993	0	0	0	0	0	0	0	0	0	0	12	12
Don't Know	998	0	0	0	0	0	0	0	0	0	0	3	3
No Answer	999	0	0	0	0	0	0	0	0	0	0	216	216
Not applicable (Punch 3 or 4 on Col. 3596)	BK	13626	354	7542	353	5907	1606	2992	2904	2832	1712	39828	

B. Not being able to climb several flights of stairs?

[VAR: WAIT2]

RESPONSE	PUNCH	YEAR										COL. 3610-3612	
		1972-82	1982B	1983-87	1987B	1988-91	1993	1994	1996	1998	2000	ALL	
Zero Days	0	0	0	0	0	0	0	0	0	0	0	29	29
.	1	0	0	0	0	0	0	0	0	0	0	403	403
.	2	0	0	0	0	0	0	0	0	0	0	227	227
.	3	0	0	0	0	0	0	0	0	0	0	63	53
.	4	0	0	0	0	0	0	0	0	0	0	14	14
.	5	0	0	0	0	0	0	0	0	0	0	13	13
.	6	0	0	0	0	0	0	0	0	0	0	5	5
.	7	0	0	0	0	0	0	0	0	0	0	6	6
.	10	0	0	0	0	0	0	0	0	0	0	2	2
.	18	0	0	0	0	0	0	0	0	0	0	1	1
.	32	0	0	0	0	0	0	0	0	0	0	1	1
Some Days	991	0	0	0	0	0	0	0	0	0	0	58	58
Some Weeks	992	0	0	0	0	0	0	0	0	0	0	46	46
Some Months	993	0	0	0	0	0	0	0	0	0	0	12	12
Don't know	998	0	0	0	0	0	0	0	0	0	0	6	6
No answer	999	0	0	0	0	0	0	0	0	0	0	225	225
Not applicable (Punch 3 or 4 on Col. 3597)	BK	13626	354	7542	353	5907	1606	2992	2904	2832	1706	39828	

C. Accomplishing less than you would like with your work or other regular daily activities as a result of your physical health?

[VAR: WAIT3]

RESPONSE	PUNCH	YEAR									COL. 3613-3615		
		1972-82	1982B	1983-87	1987B	1988-91	1993	1994	1996	1998	2000	ALL	
Zero Days	0	0	0	0	0	0	0	0	0	0	0	13	13
.	1	0	0	0	0	0	0	0	0	0	0	336	336
.	2	0	0	0	0	0	0	0	0	0	0	244	244
.	3	0	0	0	0	0	0	0	0	0	0	51	51
.	4	0	0	0	0	0	0	0	0	0	0	13	13
.	5	0	0	0	0	0	0	0	0	0	0	11	11
.	6	0	0	0	0	0	0	0	0	0	0	5	5
.	7	0	0	0	0	0	0	0	0	0	0	8	8
.	9	0	0	0	0	0	0	0	0	0	0	1	1
.	10	0	0	0	0	0	0	0	0	0	0	4	4
.	14	0	0	0	0	0	0	0	0	0	0	1	1
.	15	0	0	0	0	0	0	0	0	0	0	1	1
.	18	0	0	0	0	0	0	0	0	0	0	1	1
.	30	0	0	0	0	0	0	0	0	0	0	1	1
Some Days	991	0	0	0	0	0	0	0	0	0	0	40	40
Some Weeks	992	0	0	0	0	0	0	0	0	0	0	54	54
Some Months	993	0	0	0	0	0	0	0	0	0	0	16	16
Don't know	998	0	0	0	0	0	0	0	0	0	0	4	4
No answer	999	0	0	0	0	0	0	0	0	0	0	226	226
Not applicable (Punch 3 or 4 on Col. 3598)	BK	13626	354	7542	353	5907	1606	2992	2904	2832	1757	39828	

D. Being limited in the kind of work or other regular daily activities you do as a result of your physical health?

[VAR: WAIT4]

RESPONSE	PUNCH	YEAR									COL. 3616-3618		
		1972-82	1982B	1983-87	1987B	1988-91	1993	1994	1996	1998	2000	ALL	
Zero Days	0	0	0	0	0	0	0	0	0	0	0	18	18
.	1	0	0	0	0	0	0	0	0	0	0	396	396
.	2	0	0	0	0	0	0	0	0	0	0	260	260
.	3	0	0	0	0	0	0	0	0	0	0	64	64
.	4	0	0	0	0	0	0	0	0	0	0	14	14
.	5	0	0	0	0	0	0	0	0	0	0	12	12
.	6	0	0	0	0	0	0	0	0	0	0	5	5
.	7	0	0	0	0	0	0	0	0	0	0	6	6
.	12	0	0	0	0	0	0	0	0	0	0	3	3
.	14	0	0	0	0	0	0	0	0	0	0	1	1
.	18	0	0	0	0	0	0	0	0	0	0	1	1
.	30	0	0	0	0	0	0	0	0	0	0	1	1
Some Days	991	0	0	0	0	0	0	0	0	0	0	44	44
Some Weeks	992	0	0	0	0	0	0	0	0	0	0	65	65
Some Months	993	0	0	0	0	0	0	0	0	0	0	15	15
Don't know	998	0	0	0	0	0	0	0	0	0	0	45	45
No answer	999	0	0	0	0	0	0	0	0	0	0	233	233
Not applicable (Punch 3 or 4 on Col. 3599)	BK	13626	354	7542	353	5907	1606	2992	2904	2832	1675	39828	

E. Accomplishing less than you would like with your work or other regular daily activities as a result of any emotional problems (such as feeling depressed or anxious)?

[VAR: WAIT5]

RESPONSE	PUNCH	YEAR										COL. 3619-3621	
		1972-82	1982B	1983-87	1987B	1988-91	1993	1994	1996	1998	2000	ALL	
Zero Days	0	0	0	0	0	0	0	0	0	0	0	12	12
.	1	0	0	0	0	0	0	0	0	0	0	264	264
.	2	0	0	0	0	0	0	0	0	0	0	157	157
.	3	0	0	0	0	0	0	0	0	0	0	35	35
.	4	0	0	0	0	0	0	0	0	0	0	14	14
.	5	0	0	0	0	0	0	0	0	0	0	4	4
.	6	0	0	0	0	0	0	0	0	0	0	7	7
.	7	0	0	0	0	0	0	0	0	0	0	6	6
.	8	0	0	0	0	0	0	0	0	0	0	1	1
.	10	0	0	0	0	0	0	0	0	0	0	1	1
.	12	0	0	0	0	0	0	0	0	0	0	2	2
.	14	0	0	0	0	0	0	0	0	0	0	1	1
Some Days	991	0	0	0	0	0	0	0	0	0	0	30	30
Some Weeks	992	0	0	0	0	0	0	0	0	0	0	43	43
Some Months	993	0	0	0	0	0	0	0	0	0	0	21	21
Don't know	998	0	0	0	0	0	0	0	0	0	0	3	3
No answer	999	0	0	0	0	0	0	0	0	0	0	250	250
Not applicable (Punch 3 or 4 on Col. 3600)	BK	13626	354	7542	353	5907	1606	2992	2904	2832	1966	39828	

F. Not working or doing other activities as carefully as usual as a result of any emotional problems such as feeling depressed or anxious?

[VAR: WAIT6]

RESPONSE	PUNCH	YEAR										COL. 3622-3624	
		1972-82	1982B	1983-87	1987B	1988-91	1993	1994	1996	1998	2000	ALL	
Zero Days	0	0	0	0	0	0	0	0	0	0	0	9	9
.	1	0	0	0	0	0	0	0	0	0	0	253	253
.	2	0	0	0	0	0	0	0	0	0	0	153	153
.	3	0	0	0	0	0	0	0	0	0	0	34	34
.	4	0	0	0	0	0	0	0	0	0	0	11	11
.	5	0	0	0	0	0	0	0	0	0	0	4	4
.	6	0	0	0	0	0	0	0	0	0	0	3	3
.	7	0	0	0	0	0	0	0	0	0	0	6	6
.	9	0	0	0	0	0	0	0	0	0	0	1	1
.	10	0	0	0	0	0	0	0	0	0	0	1	1
.	12	0	0	0	0	0	0	0	0	0	0	1	1
.	14	0	0	0	0	0	0	0	0	0	0	1	1
Some days	991	0	0	0	0	0	0	0	0	0	0	28	28
Some Weeks	992	0	0	0	0	0	0	0	0	0	0	37	37
Some Months	993	0	0	0	0	0	0	0	0	0	0	23	23
Don't know	998	0	0	0	0	0	0	0	0	0	0	1	1
No answer	999	0	0	0	0	0	0	0	0	0	0	266	266
Not applicable (Punch 3 or 4 on Col. 3601)	BK	13626	354	7542	353	5907	1606	2992	2904	2832	1985	39828	

G. Having pain interfere with your normal work, including both work outside the home and housework?

[VAR: WAIT7]

RESPONSE	PUNCH	YEAR								COL. 3625-3627			
		1972-82	1982B	1983-87	1987B	1988-91	1993	1994	1996	1998	2000	ALL	
Zero Days	0	0	0	0	0	0	0	0	0	0	0	27	27
.	1	0	0	0	0	0	0	0	0	0	0	436	436
.	2	0	0	0	0	0	0	0	0	0	0	263	253
.	3	0	0	0	0	0	0	0	0	0	0	72	72
.	4	0	0	0	0	0	0	0	0	0	0	19	19
.	5	0	0	0	0	0	0	0	0	0	0	10	10
.	6	0	0	0	0	0	0	0	0	0	0	9	9
.	7	0	0	0	0	0	0	0	0	0	0	7	7
.	10	0	0	0	0	0	0	0	0	0	0	2	2
.	11	0	0	0	0	0	0	0	0	0	0	1	1
.	15	0	0	0	0	0	0	0	0	0	0	1	1
.	21	0	0	0	0	0	0	0	0	0	0	1	1
.	24	0	0	0	0	0	0	0	0	0	0	1	1
Some Days	991	0	0	0	0	0	0	0	0	0	0	44	44
Some Weeks	992	0	0	0	0	0	0	0	0	0	0	57	57
Some Months	993	0	0	0	0	0	0	0	0	0	0	13	13
Don't know	998	0	0	0	0	0	0	0	0	0	0	4	4
No answer	999	0	0	0	0	0	0	0	0	0	0	233	233
Not applicable (Punch 3 or 4 on Col. 3602)	BK	13626	354	7542	353	5907	1606	2992	2904	2832	1617	39898	

H. Not feeling calm and peaceful?

[VAR: WAIT8]

RESPONSE	PUNCH	YEAR								COL. 3528-3530			
		1972-82	1982B	1983-87	1987B	1988-91	1993	1994	1996	1998	2000	ALL	
Zero Days	0	0	0	0	0	0	0	0	0	0	0	9	9
.	1	0	0	0	0	0	0	0	0	0	0	159	159
.	2	0	0	0	0	0	0	0	0	0	0	121	121
.	3	0	0	0	0	0	0	0	0	0	0	15	15
.	4	0	0	0	0	0	0	0	0	0	0	13	13
.	5	0	0	0	0	0	0	0	0	0	0	3	3
.	6	0	0	0	0	0	0	0	0	0	0	6	6
.	7	0	0	0	0	0	0	0	0	0	0	4	4
.	10	0	0	0	0	0	0	0	0	0	0	2	2
.	12	0	0	0	0	0	0	0	0	0	0	3	3
.	21	0	0	0	0	0	0	0	0	0	0	1	1
.	144	0	0	0	0	0	0	0	0	0	0	1	1
Some Days	991	0	0	0	0	0	0	0	0	0	0	21	21
Some Weeks	992	0	0	0	0	0	0	0	0	0	0	40	40
Some Months	993	0	0	0	0	0	0	0	0	0	0	23	23
Don't know	998	0	0	0	0	0	0	0	0	0	0	0	0
No answer	999	0	0	0	0	0	0	0	0	0	0	280	280
Not applicable (Punch 3 or 4 on Col. 3603)	BK	13626	354	7542	353	5907	1606	2992	2904	2832	2116	39898	

I. Not having lots of energy?

[VAR: WAIT9]

RESPONSE	PUNCH	YEAR									COL. 3531-3533		
		1972-82	1982B	1983-87	1987B	1988-91	1993	1994	1996	1998	2000	ALL	
Zero Days	0	0	0	0	0	0	0	0	0	0	0	15	15
.	1	0	0	0	0	0	0	0	0	0	0	231	231
.	2	0	0	0	0	0	0	0	0	0	0	157	157
.	3	0	0	0	0	0	0	0	0	0	0	35	35
.	4	0	0	0	0	0	0	0	0	0	0	15	15
.	5	0	0	0	0	0	0	0	0	0	0	5	5
.	6	0	0	0	0	0	0	0	0	0	0	8	8
.	7	0	0	0	0	0	0	0	0	0	0	4	4
.	10	0	0	0	0	0	0	0	0	0	0	2	2
.	12	0	0	0	0	0	0	0	0	0	0	1	1
.	14	0	0	0	0	0	0	0	0	0	0	1	1
.	24	0	0	0	0	0	0	0	0	0	0	1	1
.	30	0	0	0	0	0	0	0	0	0	0	2	2
Some Days	991	0	0	0	0	0	0	0	0	0	0	22	22
Some Weeks	992	0	0	0	0	0	0	0	0	0	0	44	44
Some Months	993	0	0	0	0	0	0	0	0	0	0	26	26
Don't know	998	0	0	0	0	0	0	0	0	0	0	0	0
No answer	999	0	0	0	0	0	0	0	0	0	0	261	261
Not applicable (Punch 3 or 4 on Col. 3604)	BK	13626	354	7542	353	5907	1606	2992	2904	2832	1987	39898	

J. Feeling downhearted and blue?

[VAR: WAIT10]

RESPONSE	PUNCH	YEAR									COL. 3534-3536		
		1972-82	1982B	1983-87	1987B	1988-91	1993	1994	1996	1998	2000	ALL	
Zero Days	0	0	0	0	0	0	0	0	0	0	0	8	8
.	1	0	0	0	0	0	0	0	0	0	0	149	149
.	2	0	0	0	0	0	0	0	0	0	0	114	114
.	3	0	0	0	0	0	0	0	0	0	0	25	25
.	4	0	0	0	0	0	0	0	0	0	0	8	8
.	5	0	0	0	0	0	0	0	0	0	0	4	4
.	6	0	0	0	0	0	0	0	0	0	0	6	6
.	7	0	0	0	0	0	0	0	0	0	0	4	4
.	10	0	0	0	0	0	0	0	0	0	0	1	1
.	12	0	0	0	0	0	0	0	0	0	0	3	3
Some Days	991	0	0	0	0	0	0	0	0	0	0	18	18
Some Weeks	992	0	0	0	0	0	0	0	0	0	0	33	33
Some Months	993	0	0	0	0	0	0	0	0	0	0	25	25
Don't know	998	0	0	0	0	0	0	0	0	0	0	0	0
No answer	999	0	0	0	0	0	0	0	0	0	0	273	273
Not applicable (Punch 3 or 4 on Col. 3605)	BK	13626	354	7542	353	5907	1606	2992	2904	2832	2146	39898	

K. Having physical health or emotional problems interfere with you social life, like visiting friends, relatives, etc.?

[VAR: WAIT11]

RESPONSE	PUNCH	YEAR										COL. 3537-3539	
		1972-82	1982B	1983-87	1987B	1988-91	1993	1994	1996	1998	2000	ALL	
Zero Days	0	0	0	0	0	0	0	0	0	0	0	9	9
.	1	0	0	0	0	0	0	0	0	0	0	265	265
.	2	0	0	0	0	0	0	0	0	0	0	173	173
.	3	0	0	0	0	0	0	0	0	0	0	33	33
.	4	0	0	0	0	0	0	0	0	0	0	16	16
.	5	0	0	0	0	0	0	0	0	0	0	7	7
.	6	0	0	0	0	0	0	0	0	0	0	9	9
.	7	0	0	0	0	0	0	0	0	0	0	6	6
.	11	0	0	0	0	0	0	0	0	0	0	1	1
.	12	0	0	0	0	0	0	0	0	0	0	3	3
.	14	0	0	0	0	0	0	0	0	0	0	1	1
.	30	0	0	0	0	0	0	0	0	0	0	1	1
Some Days	991	0	0	0	0	0	0	0	0	0	0	23	23
Some Weeks	992	0	0	0	0	0	0	0	0	0	0	48	48
Some Months	993	0	0	0	0	0	0	0	0	0	0	25	25
Don't know	998	0	0	0	0	0	0	0	0	0	0	3	3
No answer	999	0	0	0	0	0	0	0	0	0	0	266	266
Not applicable (Punch 3 or 4 on Col. 3606)	BK	13626	354	7542	353	5907	1606	2992	2904	2832	1922	39898	

836. As you know, when people go to doctors, they may hold different expectations of what should result from their treatment. I'm going to describe a health problem. Please tell me how much you, yourself, would expect to get each of the following:

A. Say you went to treatment because you feel downhearted and blue and this interferes with your social activities (like visiting friends, relatives, etc.).

Would you definitely expect, probably expect, probably not expect, or definitely not expect your overall quality of life to improve?

[VAR: DOWNQOL]

RESPONSE	PUNCH	YEAR										COL. 3640	
		1972-82	1982B	1983-87	1987B	1988-91	1993	1994	1996	1998	2000	ALL	
Definitely expect	1	0	0	0	0	0	0	0	0	0	0	120	120
Probably expect	2	0	0	0	0	0	0	0	0	0	0	194	194
Probably not expect	3	0	0	0	0	0	0	0	0	0	0	75	75
Definitely not expect	4	0	0	0	0	0	0	0	0	0	0	22	22
Don't know	8	0	0	0	0	0	0	0	0	0	0	20	20
No answer	9	0	0	0	0	0	0	0	0	0	0	24	24
Not applicable	BK	13626	354	7542	353	5907	1606	2992	2904	2832	2362	40478	

B. Would you definitely expect, probably expect, probably not expect, or definitely not expect your relationships within your family to improve?

[VAR: DOWNFAM]

RESPONSE	PUNCH	YEAR										COL. 3641	
		1972-82	1982B	1983-87	1987B	1988-91	1993	1994	1996	1998	2000	ALL	
Definitely expect	1	0	0	0	0	0	0	0	0	0	0	121	121
Probably expect	2	0	0	0	0	0	0	0	0	0	0	195	195
Probably not expect	3	0	0	0	0	0	0	0	0	0	0	59	59
Definitely not expect	4	0	0	0	0	0	0	0	0	0	0	28	28
Don't know	8	0	0	0	0	0	0	0	0	0	0	28	28
No answer	9	0	0	0	0	0	0	0	0	0	0	24	24
Not applicable	BK	13626	354	7542	353	5907	1606	2992	2904	2832	2362	40478	

C. Would you definitely expect, probably not expect, or definitely not expect to be cured?

[VAR: DOWNCURE]

RESPONSE	PUNCH	YEAR										COL. 3642	
		1972-82	1982B	1983-87	1987B	1988-91	1993	1994	1996	1998	2000	ALL	
Definitely expect	1	0	0	0	0	0	0	0	0	0	0	112	112
Probably expect	2	0	0	0	0	0	0	0	0	0	0	157	157
Probably not expect	3	0	0	0	0	0	0	0	0	0	0	103	103
Definitely not expect	4	0	0	0	0	0	0	0	0	0	0	34	34
Don't know	8	0	0	0	0	0	0	0	0	0	0	27	27
No answer	9	0	0	0	0	0	0	0	0	0	0	22	22
Not applicable	BK	13626	354	7542	353	5907	1606	2992	2904	2832	2362	40478	

D. Would you definitely expect, probably expect, probably not expect, or definitely not expect to need to rely less on others?

[VAR: DOWNRELY]

RESPONSE	PUNCH	YEAR										COL. 3643	
		1972-82	1982B	1983-87	1987B	1988-91	1993	1994	1996	1998	2000	ALL	
Definitely expect	1	0	0	0	0	0	0	0	0	0	0	93	93
Probably expect	2	0	0	0	0	0	0	0	0	0	0	170	170
Probably not expect	3	0	0	0	0	0	0	0	0	0	0	79	79
Definitely not expect	4	0	0	0	0	0	0	0	0	0	0	45	45
Don't know	8	0	0	0	0	0	0	0	0	0	0	40	40
No answer	9	0	0	0	0	0	0	0	0	0	0	28	28
Not applicable	BK	13626	354	7542	353	5907	1606	2992	2904	2832	2362	40478	

E. Would you definitely expect, probably expect, probably not expect, or definitely not expect to feel better about yourself as a person?

[VAR: DOWNFEEL]

RESPONSE	PUNCH	YEAR										COL. 3644	
		1972-82	1982B	1983-87	1987B	1988-91	1993	1994	1996	1998	2000	ALL	
Definitely expect	1	0	0	0	0	0	0	0	0	0	0	151	151
Probably expect	2	0	0	0	0	0	0	0	0	0	0	190	190
Probably not expect	3	0	0	0	0	0	0	0	0	0	0	43	43
Definitely not expect	4	0	0	0	0	0	0	0	0	0	0	20	20
Don't know	8	0	0	0	0	0	0	0	0	0	0	26	26
No answer	9	0	0	0	0	0	0	0	0	0	0	25	25
Not applicable	BK	13626	354	7542	353	5907	1606	2992	2904	2832	2362	40478	

As you know when people go to doctors they may hold different expectations of what should result from their treatment. I'm going to describe a health problem. Please tell me how much you, yourself, would expect to get each of the following...

837. If you went for treatment because you have PAIN that interferes with your work or other daily activities so that you accomplish less than you would like...

A. Would definitely expect, probably expect, probably not expect, or definitely not expect to improve your overall quality of life?

[VAR: PAINQOL]

RESPONSE	PUNCH	YEAR										COL. 3645	
		1972-82	1982B	1983-87	1987B	1988-91	1993	1994	1996	1998	2000	ALL	
Definitely expect	1	0	0	0	0	0	0	0	0	0	0	200	200
Probably expect	2	0	0	0	0	0	0	0	0	0	0	212	212
Probably not expect	3	0	0	0	0	0	0	0	0	0	0	32	32
Definitely not expect	4	0	0	0	0	0	0	0	0	0	0	11	11
Don't know	8	0	0	0	0	0	0	0	0	0	0	8	8
No answer	9	0	0	0	0	0	0	0	0	0	0	15	15
Not applicable	BK	13626	354	7542	353	5907	1606	2992	2904	2832	2339	40455	

B. Would you definitely expect, probably expect, probably not expect, or definitely not expect your relationships within your family to improve?

[VAR: PAINFAM]

RESPONSE	PUNCH	YEAR										COL. 3646	
		1972-82	1982B	1983-87	1987B	1988-91	1993	1994	1996	1998	2000	ALL	
Definitely expect	1	0	0	0	0	0	0	0	0	0	0	135	135
Probably expect	2	0	0	0	0	0	0	0	0	0	0	183	183
Probably not expect	3	0	0	0	0	0	0	0	0	0	0	65	65
Definitely not expect	4	0	0	0	0	0	0	0	0	0	0	29	29
Don't know	8	0	0	0	0	0	0	0	0	0	0	29	29
No answer	9	0	0	0	0	0	0	0	0	0	0	37	37
Not applicable	BK	13626	354	7542	353	5907	1606	2992	2904	2832	2339	40455	

C. Would you definitely expect, probably expect, probably not expect, or definitely not expect to be cured?

[VAR: PAINCURE]

RESPONSE	PUNCH	YEAR										COL. 3647	
		1972-82	1982B	1983-87	1987B	1988-91	1993	1994	1996	1998	2000	ALL	
Definitely expect	1	0	0	0	0	0	0	0	0	0	0	122	122
Probably expect	2	0	0	0	0	0	0	0	0	0	0	246	246
Probably not expect	3	0	0	0	0	0	0	0	0	0	0	58	58
Definitely not expect	4	0	0	0	0	0	0	0	0	0	0	16	16
Don't know	8	0	0	0	0	0	0	0	0	0	0	19	19
No answer	9	0	0	0	0	0	0	0	0	0	0	17	17
Not applicable	BK	13626	354	7542	353	5907	1606	2992	2904	2832	2339	40455	

D. Would you definitely expect, probably expect, probably not expect, or definitely not expect to need to rely less on others?

[VAR: PAINRELY]

RESPONSE	PUNCH	YEAR										COL. 3648	
		1972-82	1982B	1983-87	1987B	1988-91	1993	1994	1996	1998	2000	ALL	
Definitely expect	1	0	0	0	0	0	0	0	0	0	0	129	129
Probably expect	2	0	0	0	0	0	0	0	0	0	0	182	182
Probably not expect	3	0	0	0	0	0	0	0	0	0	0	81	81
Definitely not expect	4	0	0	0	0	0	0	0	0	0	0	34	34
Don't know	8	0	0	0	0	0	0	0	0	0	0	31	31
No answer	9	0	0	0	0	0	0	0	0	0	0	21	21
Not applicable	BK	13626	354	7542	353	5907	1606	2992	2904	2832	2339	40455	

E. Would you definitely expect, probably expect, probably not expect, or definitely not expect to feel better about yourself as a person?

[VAR: PAINFEEL]

RESPONSE	PUNCH	YEAR										COL. 3649	
		1972-82	1982B	1983-87	1987B	1988-91	1993	1994	1996	1998	2000	ALL	
Definitely expect	1	0	0	0	0	0	0	0	0	0	0	148	148
Probably expect	2	0	0	0	0	0	0	0	0	0	0	186	186
Probably not expect	3	0	0	0	0	0	0	0	0	0	0	54	54
Definitely not expect	4	0	0	0	0	0	0	0	0	0	0	31	31
Don't know	8	0	0	0	0	0	0	0	0	0	0	32	32
No answer	9	0	0	0	0	0	0	0	0	0	0	27	27
Not applicable	BK	13626	354	7542	353	5907	1606	2992	2904	2832	2339	40455	

As you know, when people go to doctors they may hold different expectations of what should result from their treatment. I'm going to describe a health problem. Please tell me how much you, yourself, would expect to get each of the following...

838. Say you went to treatment for an EMOTIONAL HEALTH problem such as feeling depressed or anxious that affects your work and other daily activities so that you accomplish less than you would like...

A. Would you definitely expect, probably expect, probably not expect, or definitely not expect your overall quality of life to improve?

[VAR: EMOTQOL]

RESPONSE	PUNCH	YEAR										COL. 3650	
		1972-82	1982B	1983-87	1987B	1988-91	1993	1994	1996	1998	2000	ALL	
Definitely expect 1		0	0	0	0	0	0	0	0	0	0	137	137
Probably expect 2		0	0	0	0	0	0	0	0	0	0	219	219
Probably not expect 3		0	0	0	0	0	0	0	0	0	0	53	53
Definitely not expect 4		0	0	0	0	0	0	0	0	0	0	26	26
Don't know 8		0	0	0	0	0	0	0	0	0	0	24	24
No answer 9		0	0	0	0	0	0	0	0	0	0	27	27
Not applicable BK		13626	354	7542	353	5907	1606	2992	2904	2832	2331	40447	

B. Would you definitely expect, probably expect, probably not expect, or definitely not expect your relationships within your family to improve?

[VAR: EMOTFAM]

RESPONSE	PUNCH	YEAR										COL. 3651	
		1972-82	1982B	1983-87	1987B	1988-91	1993	1994	1996	1998	2000	ALL	
Definitely expect 1		0	0	0	0	0	0	0	0	0	0	134	134
Probably expect 2		0	0	0	0	0	0	0	0	0	0	207	207
Probably not expect 3		0	0	0	0	0	0	0	0	0	0	64	64
Definitely not expect 4		0	0	0	0	0	0	0	0	0	0	19	19
Don't know 8		0	0	0	0	0	0	0	0	0	0	33	33
No answer 9		0	0	0	0	0	0	0	0	0	0	29	29
Not applicable BK		13626	354	7542	353	5907	1606	2992	2904	2832	2331	40447	

C. Would you definitely expect, probably expect, probably not expect or definitely not expect to be cured?

[VAR: EMOTCURE]

RESPONSE	PUNCH	YEAR										COL. 3652	
		1972-82	1982B	1983-87	1987B	1988-91	1993	1994	1996	1998	2000	ALL	
Definitely expect 1		0	0	0	0	0	0	0	0	0	0	114	114
Probably expect 2		0	0	0	0	0	0	0	0	0	0	186	186
Probably not expect 3		0	0	0	0	0	0	0	0	0	0	108	108
Definitely not expect 4		0	0	0	0	0	0	0	0	0	0	20	20
Don't know 8		0	0	0	0	0	0	0	0	0	0	30	30
No answer 9		0	0	0	0	0	0	0	0	0	0	28	28
Not applicable BK		13626	354	7542	353	5907	1606	2992	2904	2832	2331	40447	

D. Would you definitely expect, probably expect, probably not expect, or definitely not expect to need to rely less on others?

[VAR: EMOTRELY]

RESPONSE	PUNCH	YEAR										COL. 3653	
		1972-82	1982B	1983-87	1987B	1988-91	1993	1994	1996	1998	2000	ALL	
Definitely expect 1		0	0	0	0	0	0	0	0	0	0	103	103
Probably expect 2		0	0	0	0	0	0	0	0	0	0	186	186
Probably not expect 3		0	0	0	0	0	0	0	0	0	0	88	88
Definitely not expect 4		0	0	0	0	0	0	0	0	0	0	29	29
Don't know 8		0	0	0	0	0	0	0	0	0	0	44	44
No answer 9		0	0	0	0	0	0	0	0	0	0	36	36
Not applicable BK		13626	354	7542	353	5907	1606	2992	2904	2832	2331	40447	

E. Would you definitely expect, probably expect, probably not expect, or definitely not expect to feel better about yourself as a person?

[VAR: EMOTFEEL]

RESPONSE	PUNCH	YEAR									COL. 3654	
		1972-82	1982B	1983-87	1987B	1988-91	1993	1994	1996	1998	2000	ALL
Definitely expect	1	0	0	0	0	0	0	0	0	0	171	171
Probably expect	2	0	0	0	0	0	0	0	0	0	196	196
Probably not expect	3	0	0	0	0	0	0	0	0	0	40	40
Definitely not expect	4	0	0	0	0	0	0	0	0	0	15	15
Don't know	8	0	0	0	0	0	0	0	0	0	33	33
No answer	9	0	0	0	0	0	0	0	0	0	31	31
Not applicable	BK	13626	354	7542	353	5907	1606	2992	2904	2832	2331	40447

1985 ISSP Module: Role of Government I
(Qs. 839A-870I)

The 1990 ISSP Module: Role of Government II
(Qs. 840-844, 846, 848-849, 861-862, 866-873)

The 1996 ISSP Module: Role of Government III
(Qs. 840, 841A,C,F, 842A,C, 846-847, 849, 861A-862H,
866-868, 870A-I, 873-880)

Questions 839A-870G appeared only on Form 1 in 1985. See Appendices P, Q, and R. See GSS Methodological Report No. 42.

839. A. Suppose a newspaper got hold of confidential government papers about defense plans and wanted to publish them.

Should the newspaper be allowed to publish the papers?.....1
or
Should the government have the power to prevent publication?.....2

[VAR: PUBDEF]

RESPONSE	PUNCH	YEAR										COL. 3655
		1972-82	1982B	1983-87	1987B	1988-91	1993	1994	1996	1998	2000	ALL
Allowed to publish	1	0	0	97	0	0	0	0	0	0	0	97
Prevent publication	2	0	0	479	0	0	0	0	0	0	0	479
Can't choose	8	0	0	84	0	0	0	0	0	0	0	84
No answer	9	0	0	17	0	0	0	0	0	0	0	17
Not applicable (Did not do ISSP)	BK	13626	354	6865	353	5907	1606	2992	2904	2832	2817	40256

B. Now suppose the confidential government papers were about economic plans.

Should the newspaper be allowed to publish the papers?.....1
or
Should the government have the power to prevent publication.....2

[VAR: PUBECON]

RESPONSE	PUNCH	YEAR										COL. 3656
		1972-82	1982B	1983-87	1987B	1988-91	1993	1994	1996	1998	2000	ALL
Allowed to publish	1	0	0	359	0	0	0	0	0	0	0	359
Prevent publication	2	0	0	227	0	0	0	0	0	0	0	227
Can't choose	8	0	0	70	0	0	0	0	0	0	0	70
No answer	9	0	0	21	0	0	0	0	0	0	0	21
Not applicable (Did not do ISSP)	BK	13626	354	6865	353	5907	1606	2992	2904	2832	2817	40256

840. In general, would you say that people should obey the law without exception, or are there exceptional occasions on which people should follow their consciences even if it means breaking the law? (CIRCLE ONE ANSWER)

[VAR: OBEYLAW]

RESPONSE	PUNCH	YEAR										COL. 3657
		1972-82	1982B	1983-87	1987B	1988-91	1993	1994	1996	1998	2000	ALL
Obey law	1	0	0	269	0	476	0	0	535	0	0	1280
Follow consciences	2	0	0	354	0	634	0	0	717	0	0	1705
Can't choose	8	0	0	45	0	72	0	0	64	0	0	181
No answer	9	0	0	9	0	35	0	0	16	0	0	60
Not applicable (Did not do ISSP)	BK	13626	354	6865	353	4690	1606	2992	1572	2832	2817	37707

841. There are many ways people or organizations can protest against a government action they strongly oppose.

Please show which you think should be allowed and which should not be allowed by circling a number after each question.

A. Organizing public meetings to protest against the government.

[VAR: PROTEST1]

RESPONSE	PUNCH	YEAR										COL. 3658
		1972-82	1982B	1983-87	1987B	1988-91	1993	1994	1996	1998	2000	ALL
Definitely allowed	1	0	0	315	0	554	0	0	697	0	0	1566
Probably allowed	2	0	0	177	0	318	0	0	357	0	0	852
Probably not allowed	3	0	0	81	0	163	0	0	102	0	0	346
Definitely not allowed	4	0	0	58	0	110	0	0	108	0	0	276
Can't choose	8	0	0	30	0	53	0	0	61	0	0	144
No answer	9	0	0	16	0	19	0	0	7	0	0	42
Not applicable (Did not do ISSP)	BK	13626	354	6865	353	4690	1606	2992	1572	2832	2817	37707

B. Publishing pamphlets to protest against the government.

[VAR: PROTEST2]

RESPONSE	PUNCH	YEAR										COL. 3659
		1972-82	1982B	1983-87	1987B	1988-91	1993	1994	1996	1998	2000	ALL
Definitely allowed	1	0	0	259	0	469	0	0	0	0	0	728
Probably allowed	2	0	0	164	0	326	0	0	0	0	0	490
Probably not allowed	3	0	0	104	0	188	0	0	0	0	0	292
Definitely not allowed	4	0	0	96	0	145	0	0	0	0	0	241
Can't choose	8	0	0	30	0	64	0	0	0	0	0	94
No answer	9	0	0	24	0	25	0	0	0	0	0	49
Not applicable (Did not do ISSP)	BK	13626	354	6865	353	4690	1606	2992	2904	2832	2817	39039

C. Organizing protest marches and demonstrations.

[VAR: PROTEST3]

RESPONSE	PUNCH	YEAR										COL. 3660
		1972-82	1982B	1983-87	1987B	1988-91	1993	1994	1996	1998	2000	ALL
Definitely allowed	1	0	0	227	0	429	0	0	611	0	0	1267
Probably allowed	2	0	0	181	0	377	0	0	398	0	0	956
Probably not allowed	3	0	0	117	0	192	0	0	140	0	0	449
Definitely not allowed	4	0	0	90	0	131	0	0	109	0	0	330
Can't choose	8	0	0	37	0	61	0	0	50	0	0	148
No answer	9	0	0	25	0	27	0	0	24	0	0	76
Not applicable (Did not do ISSP)	BK	13626	354	6865	353	4690	1606	2992	1572	2832	2817	37707

D. Occupying a government office and stopping work there for several days.

[VAR: PROTEST4]

RESPONSE	PUNCH	YEAR										COL. 3661
		1972-82	1982B	1983-87	1987B	1988-91	1993	1994	1996	1998	2000	ALL
Definitely allowed	1	0	0	19	0	43	0	0	0	0	0	62
Probably allowed	2	0	0	30	0	98	0	0	0	0	0	128
Probably not allowed	3	0	0	162	0	326	0	0	0	0	0	488
Definitely not allowed	4	0	0	394	0	643	0	0	0	0	0	1037
Can't choose	8	0	0	44	0	81	0	0	0	0	0	125
No answer	9	0	0	28	0	26	0	0	0	0	0	54
Not applicable (Did not do ISSP)	BK	13626	354	6865	353	4690	1606	2992	2904	2832	2817	39039

E. Seriously damaging government buildings.

[VAR: PROTEST5]

RESPONSE	PUNCH	YEAR										COL. 3662
		1972-82	1982B	1983-87	1987B	1988-91	1993	1994	1996	1998	2000	ALL
Definitely allowed	1	0	0	13	0	23	0	0	0	0	0	36
Probably allowed	2	0	0	6	0	24	0	0	0	0	0	30
Probably not allowed	3	0	0	30	0	81	0	0	0	0	0	111
Definitely not allowed	4	0	0	567	0	997	0	0	0	0	0	1564
Can't choose	8	0	0	35	0	66	0	0	0	0	0	101
No answer	9	0	0	26	0	26	0	0	0	0	0	52
Not applicable (Did not do ISSP)	BK	13626	354	6865	353	4690	1606	2992	2904	2832	2817	39039

F. Organizing a nationwide strike of all workers against the government.

[VAR: PROTEST6]

RESPONSE	PUNCH	YEAR										COL. 3663
		1972-82	1982B	1983-87	1987B	1988-91	1993	1994	1996	1998	2000	ALL
Definitely allowed	1	0	0	58	0	104	0	0	218	0	0	380
Probably allowed	2	0	0	66	0	182	0	0	272	0	0	520
Probably not allowed	3	0	0	119	0	224	0	0	360	0	0	703
Definitely not allowed	4	0	0	368	0	589	0	0	368	0	0	1325
Can't choose	8	0	0	41	0	91	0	0	85	0	0	217
No answer	9	0	0	25	0	27	0	0	29	0	0	81
Not applicable (Did not do ISSP)	BK	13626	354	6865	353	4690	1606	2992	1572	2832	2817	37707

842. There are some people whose views are considered extreme by the majority.
 First, consider people who want to overthrow the government by revolution.
 Please circle a number after each question to show if you think such people should be
 allowed to . . .

A. Hold public meetings to express their views.

[VAR: REVSPEAK]

RESPONSE	PUNCH	YEAR										COL. 3664
		1972-82	1982B	1983-87	1987B	1988-91	1993	1994	1996	1998	2000	ALL
Definitely allowed	1	0	0	191	0	378	0	0	358	0	0	927
Probably allowed	2	0	0	160	0	307	0	0	367	0	0	834
Probably not allowed	3	0	0	77	0	173	0	0	188	0	0	438
Definitely not allowed	4	0	0	219	0	288	0	0	326	0	0	833
Can't choose	8	0	0	24	0	58	0	0	61	0	0	143
No answer	9	0	0	6	0	13	0	0	32	0	0	51
Not applicable (Did not do ISSP)	BK	13626	354	6865	353	4690	1606	2992	1572	2832	2817	37707

B. Teach 15 year olds in schools.

[VAR: REVTCH15]

RESPONSE	PUNCH	YEAR										COL. 3665
		1972-82	1982B	1983-87	1987B	1988-91	1993	1994	1996	1998	2000	ALL
Definitely allowed	1	0	0	50	0	0	0	0	0	0	0	50
Probably allowed	2	0	0	69	0	0	0	0	0	0	0	69
Probably not allowed	3	0	0	119	0	0	0	0	0	0	0	119
Definitely not allowed	4	0	0	341	0	0	0	0	0	0	0	341
Can't choose	8	0	0	36	0	0	0	0	0	0	0	36
No answer	9	0	0	62	0	0	0	0	0	0	0	62
Not applicable (Did not do ISSP)	BK	13626	354	6865	353	5907	1606	2992	2904	2832	2817	40256

C. Publish books expressing their views.

[VAR: REVPUB]

RESPONSE	PUNCH	YEAR										COL. 3666
		1972-82	1982B	1983-87	1987B	1988-91	1993	1994	1996	1998	2000	ALL
Definitely allowed	1	0	0	170	0	365	0	0	407	0	0	942
Probably allowed	2	0	0	182	0	388	0	0	443	0	0	1013
Probably not allowed	3	0	0	88	0	167	0	0	156	0	0	411
Definitely not allowed	4	0	0	186	0	215	0	0	218	0	0	619
Can't choose	8	0	0	37	0	58	0	0	67	0	0	162
No answer	9	0	0	14	0	24	0	0	41	0	0	79
Not applicable (Did not do ISSP)	BK	13626	354	6865	353	4690	1606	2992	1572	2832	2817	37707

843. Second, consider people who believe that whites are racially superior to all other races.
Circle a number after each question to show if you think such people should be allowed to . . .

A. Hold public meetings to express their views.

[VAR: RACSPEAK]

RESPONSE	PUNCH	YEAR										COL. 3667
		1972-82	1982B	1983-87	1987B	1988-91	1993	1994	1996	1998	2000	ALL
Definitely allowed	1	0	0	185	0	308	0	0	0	0	0	493
Probably allowed	2	0	0	175	0	387	0	0	0	0	0	562
Probably not allowed	3	0	0	101	0	220	0	0	0	0	0	321
Definitely not allowed	4	0	0	174	0	217	0	0	0	0	0	391
Can't choose	8	0	0	34	0	70	0	0	0	0	0	104
No answer	9	0	0	8	0	15	0	0	0	0	0	23
Not applicable	BK	13626	354	6865	353	4690	1606	2992	2904	2832	2817	39039

B. Teach 15 year olds in schools.

[VAR: RACTCH15]

RESPONSE	PUNCH	YEAR										COL. 3668
		1972-82	1982B	1983-87	1987B	1988-91	1993	1994	1996	1998	2000	ALL
Definitely allowed	1	0	0	59	0	0	0	0	0	0	0	59
Probably allowed	2	0	0	85	0	0	0	0	0	0	0	85
Probably not allowed	3	0	0	143	0	0	0	0	0	0	0	143
Definitely not allowed	4	0	0	333	0	0	0	0	0	0	0	333
Can't choose	8	0	0	43	0	0	0	0	0	0	0	43
No answer	9	0	0	14	0	0	0	0	0	0	0	14
Not applicable	BK	13626	354	6865	353	5907	1606	2992	2904	2832	2817	40256

C. Publish books expressing their views.

[VAR: RACPUB]

RESPONSE	PUNCH	YEAR										COL. 3669
		1972-82	1982B	1983-87	1987B	1988-91	1993	1994	1996	1998	2000	ALL
Definitely allowed	1	0	0	181	0	316	0	0	0	0	0	497
Probably allowed	2	0	0	189	0	405	0	0	0	0	0	594
Probably not allowed	3	0	0	95	0	203	0	0	0	0	0	298
Definitely not allowed	4	0	0	162	0	191	0	0	0	0	0	353
Can't choose	8	0	0	41	0	73	0	0	0	0	0	114
No answer	9	0	0	9	0	29	0	0	0	0	0	38
Not applicable	BK	13626	354	6865	353	4690	1606	2992	2904	2832	2817	39039

844. Suppose the police get an anonymous tip that a man with a long criminal record is planning to break into a warehouse.

Please circle a number for each question to show if you think police should be allowed without a court order to . . .

A. Keep the man under surveillance.

[VAR: CRIMTAIL]

RESPONSE	PUNCH	YEAR										COL. 3670	
		1972-82	1982B	1983-87	1987B	1988-91	1993	1994	1996	1998	2000	ALL	
Definitely allowed	1	0	0	516	0	812	0	0	0	0	0	0	1328
Probably allowed	2	0	0	110	0	301	0	0	0	0	0	0	411
Probably not allowed	3	0	0	11	0	29	0	0	0	0	0	0	40
Definitely not allowed	4	0	0	19	0	27	0	0	0	0	0	0	46
Can't choose	8	0	0	10	0	10	0	0	0	0	0	0	20
No answer	9	0	0	11	0	38	0	0	0	0	0	0	49
Not applicable	BK	13626	354	6865	353	4690	1606	2992	2904	2832	2817	39039	

B. Tap his telephone.

[VAR: CRIMTAP]

RESPONSE	PUNCH	YEAR										COL. 3671	
		1972-82	1982B	1983-87	1987B	1988-91	1993	1994	1996	1998	2000	ALL	
Definitely allowed	1	0	0	148	0	227	0	0	0	0	0	0	375
Probably allowed	2	0	0	144	0	317	0	0	0	0	0	0	461
Probably not allowed	3	0	0	157	0	299	0	0	0	0	0	0	456
Definitely not allowed	4	0	0	182	0	270	0	0	0	0	0	0	452
Can't choose	8	0	0	29	0	40	0	0	0	0	0	0	69
No answer	9	0	0	17	0	64	0	0	0	0	0	0	81
Not applicable	BK	13626	354	6865	353	4690	1606	2992	2904	2832	2817	39039	

C. Open his mail.

[VAR: CRIMREAD]

RESPONSE	PUNCH	YEAR										COL. 3672	
		1972-82	1982B	1983-87	1987B	1988-91	1993	1994	1996	1998	2000	ALL	
Definitely allowed	1	0	0	77	0	93	0	0	0	0	0	0	170
Probably allowed	2	0	0	68	0	126	0	0	0	0	0	0	194
Probably not allowed	3	0	0	155	0	340	0	0	0	0	0	0	495
Definitely not allowed	4	0	0	327	0	532	0	0	0	0	0	0	859
Can't choose	8	0	0	33	0	59	0	0	0	0	0	0	92
No answer	9	0	0	17	0	67	0	0	0	0	0	0	84
Not applicable	BK	13626	354	6865	353	4690	1606	2992	2904	2832	2817	39039	

D. Detain the man overnight for questioning.

[VAR: CRIMHOLD]

RESPONSE	PUNCH	YEAR										COL. 3673	
		1972-82	1982B	1983-87	1987B	1988-91	1993	1994	1996	1998	2000	ALL	
Definitely allowed	1	0	0	205	0	283	0	0	0	0	0	0	488
Probably allowed	2	0	0	181	0	351	0	0	0	0	0	0	532
Probably not allowed	3	0	0	101	0	248	0	0	0	0	0	0	349
Definitely not allowed	4	0	0	140	0	222	0	0	0	0	0	0	362
Can't choose	8	0	0	35	0	48	0	0	0	0	0	0	83
No answer	9	0	0	15	0	65	0	0	0	0	0	0	80
Not applicable	BK	13626	354	6865	353	4690	1606	2992	2904	2832	2817	39039	

845. Now, suppose the tip is about a man without a criminal record.

Please circle a number for each question to show if you think police should be allowed without a court order to...

A. Keep the man under surveillance.

[VAR: MANTAIL]

RESPONSE	PUNCH	YEAR										COL. 3674	
		1972-82	1982B	1983-87	1987B	1988-91	1993	1994	1996	1998	2000	ALL	
Definitely allowed	1	0	0	349	0	0	0	0	0	0	0	0	349
Probably allowed	2	0	0	186	0	0	0	0	0	0	0	0	186
Probably not allowed	3	0	0	54	0	0	0	0	0	0	0	0	54
Definitely not allowed	4	0	0	59	0	0	0	0	0	0	0	0	59
Can't choose	8	0	0	19	0	0	0	0	0	0	0	0	19
No answer	9	0	0	10	0	0	0	0	0	0	0	0	10
Not applicable	BK	13626	354	6865	353	5907	1606	2992	2904	2832	2817	40256	

B. Tap his telephone.

[VAR: MANTAP]

RESPONSE	PUNCH	YEAR										COL. 3675	
		1972-82	1982B	1983-87	1987B	1988-91	1993	1994	1996	1998	2000	ALL	
Definitely allowed	1	0	0	51	0	0	0	0	0	0	0	0	51
Probably allowed	2	0	0	88	0	0	0	0	0	0	0	0	88
Probably not allowed	3	0	0	167	0	0	0	0	0	0	0	0	167
Definitely not allowed	4	0	0	327	0	0	0	0	0	0	0	0	327
Can't choose	8	0	0	24	0	0	0	0	0	0	0	0	24
No answer	9	0	0	20	0	0	0	0	0	0	0	0	20
Not applicable	BK	13626	354	6865	353	5907	1606	2992	2904	2832	2817	40256	

C. Open his mail.

[VAR: MANREAD]

RESPONSE	PUNCH	YEAR										COL. 3676	
		1972-82	1982B	1983-87	1987B	1988-91	1993	1994	1996	1998	2000	ALL	
Definitely allowed	1	0	0	19	0	0	0	0	0	0	0	0	19
Probably allowed	2	0	0	40	0	0	0	0	0	0	0	0	40
Probably not allowed	3	0	0	141	0	0	0	0	0	0	0	0	141
Definitely not allowed	4	0	0	429	0	0	0	0	0	0	0	0	429
Can't choose	8	0	0	27	0	0	0	0	0	0	0	0	27
No answer	9	0	0	21	0	0	0	0	0	0	0	0	21
Not applicable	BK	13626	354	6865	353	5907	1606	2992	2904	2832	2817	40256	

D. Detain the man overnight for questioning.

[VAR: MANHOLD]

RESPONSE	PUNCH	YEAR										COL. 3677	
		1972-82	1982B	1983-87	1987B	1988-91	1993	1994	1996	1998	2000	ALL	
Definitely allowed	1	0	0	95	0	0	0	0	0	0	0	0	95
Probably allowed	2	0	0	119	0	0	0	0	0	0	0	0	119
Probably not allowed	3	0	0	136	0	0	0	0	0	0	0	0	136
Definitely not allowed	4	0	0	273	0	0	0	0	0	0	0	0	273
Can't choose	8	0	0	36	0	0	0	0	0	0	0	0	36
No answer	9	0	0	18	0	0	0	0	0	0	0	0	18
Not applicable	BK	13626	354	6865	353	5907	1606	2992	2904	2832	2817	40256	

846. All systems of justice make mistakes, but which do you think is worse?

To convict an innocent person.....1
 or
 To let a guilty person go free.....2

[VAR: VERDICT]

RESPONSE	PUNCH	YEAR										COL. 3678
		1972-82	1982B	1983-87	1987B	1988-91	1993	1994	1996	1998	2000	ALL
Convict innocent	1	0	0	419	0	684	0	0	805	0	0	1908
Guilty go free	2	0	0	138	0	243	0	0	300	0	0	681
Can't choose	8	0	0	109	0	249	0	0	198	0	0	556
No answer	9	0	0	11	0	41	0	0	29	0	0	81
Not applicable	BK	13626	354	6865	353	4690	1606	2992	1572	2832	2817	37707

847. The federal government has a lot of different pieces of information about people which computers can bring together very quickly. Is this a very serious threat to individual privacy, a fairly serious threat, not a serious threat, or not a threat at all to individual privacy?

[VAR: DATA BANK]

RESPONSE	PUNCH	YEAR										COL. 3679
		1972-82	1982B	1983-87	1987B	1988-91	1993	1994	1996	1998	2000	ALL
Very serious	1	0	0	197	0	0	0	0	478	0	0	675
Fairly serious	2	0	0	191	0	0	0	0	422	0	0	613
Not serious	3	0	0	176	0	0	0	0	254	0	0	430
Not a threat	4	0	0	56	0	0	0	0	57	0	0	113
Can't choose	8	0	0	46	0	0	0	0	93	0	0	139
No answer	9	0	0	11	0	0	0	0	28	0	0	39
Not applicable	BK	13626	354	6865	353	5907	1606	2992	1572	2832	2817	38924

848. Some people think those with high incomes should pay a larger proportion (percentage) of their earnings in taxes than those who earn low incomes. Other people think that those with high incomes and those with low incomes should pay the same proportion (percentage) of their earnings in taxes.

Do you think those with high incomes should pay a much larger proportion, pay a larger proportion, pay the same proportion as those who earn low incomes, pay a smaller proportion, pay a much smaller proportion?

[VAR: PROGTAX]

RESPONSE	PUNCH	YEAR										COL. 3680
		1972-82	1982B	1983-87	1987B	1988-91	1993	1994	1996	1998	2000	ALL
Much larger	1	0	0	119	0	218	0	0	0	0	0	337
Larger	2	0	0	252	0	497	0	0	0	0	0	749
Same	3	0	0	265	0	425	0	0	0	0	0	690
Smaller	4	0	0	6	0	10	0	0	0	0	0	16
Much smaller	5	0	0	1	0	5	0	0	0	0	0	6
Can't choose	8	0	0	25	0	51	0	0	0	0	0	76
No answer	9	0	0	9	0	11	0	0	0	0	0	20
Not applicable	BK	13626	354	6865	353	4690	1606	2992	2904	2832	2817	39039

849. What is your opinion of the following statement?

It is the responsibility of the government to reduce the differences in income between people with high incomes and those with low incomes.

[VAR: EQINCOME]

RESPONSE	PUNCH	YEAR										COL. 3681
		1972-82	1982B	1983-87	1987B	1988-91	1993	1994	1996	1998	2000	ALL
Agree strongly	1	0	0	84	0	114	103	68	153	0	0	522
Agree	2	0	0	113	0	286	364	298	259	0	0	1320
Neither agree nor disagree	3	0	0	136	0	327	311	246	309	0	0	1329
Disagree	4	0	0	204	0	349	456	415	303	0	0	1727
Disagree strongly	5	0	0	129	0	125	240	262	240	0	0	996
Don't know	8	0	0	0	0	2	37	43	42	0	0	124
No answer	9	0	0	11	0	14	46	54	26	0	0	151
Not applicable	BK	13626	354	6865	353	4690	49	1606	1572	2832	2817	34764

REMARKS: This question was asked as part of the 1993 ISSP module on the environment; see also Qs. 369, 1043-1064.

850. Please indicate whether you agree or disagree with each of the following statements.

A. A person whose parents are rich has a better chance of earning a lot of money than a person whose parents are poor.

[VAR: OPRICH]

RESPONSE	PUNCH	YEAR										COL. 3682
		1972-82	1982B	1983-87	1987B	1988-91	1993	1994	1996	1998	2000	ALL
Agree strongly	1	0	0	210	0	0	0	0	0	0	0	210
Agree	2	0	0	252	0	0	0	0	0	0	0	252
Neither agree nor disagree	3	0	0	81	0	0	0	0	0	0	0	81
Disagree	4	0	0	101	0	0	0	0	0	0	0	101
Disagree strongly	5	0	0	24	0	0	0	0	0	0	0	24
No answer	9	0	0	9	0	0	0	0	0	0	0	9
Not applicable	BK	13626	354	6865	353	5907	1606	2992	2904	2832	2817	40256

B. A person whose father is a professional has much better chance of getting ahead in life than a person whose father is a factory worker.

[VAR: OPPROF]

RESPONSE	PUNCH	YEAR										COL. 3683
		1972-82	1982B	1983-87	1987B	1988-91	1993	1994	1996	1998	2000	ALL
Agree strongly	1	0	0	135	0	0	0	0	0	0	0	135
Agree	2	0	0	229	0	0	0	0	0	0	0	229
Neither agree nor disagree	3	0	0	118	0	0	0	0	0	0	0	118
Disagree	4	0	0	150	0	0	0	0	0	0	0	150
Disagree strongly	5	0	0	31	0	0	0	0	0	0	0	31
No answer	9	0	0	14	0	0	0	0	0	0	0	14
Not applicable	BK	13626	354	6865	353	5907	1606	2992	2904	2832	2817	40256

C. In America what you achieve in life depends largely on your family background.

[VAR: OPFAMILY]

RESPONSE	PUNCH	YEAR										COL. 3684
		1972-82	1982B	1983-87	1987B	1988-91	1993	1994	1996	1998	2000	ALL
Agree strongly	1	0	0	64	0	0	0	0	0	0	0	64
Agree	2	0	0	138	0	0	0	0	0	0	0	138
Neither agree nor disagree	3	0	0	123	0	0	0	0	0	0	0	123
Disagree	4	0	0	274	0	0	0	0	0	0	0	274
Disagree strongly	5	0	0	62	0	0	0	0	0	0	0	62
No answer	9	0	0	16	0	0	0	0	0	0	0	16
Not applicable	BK	13626	354	6865	353	5907	1606	2992	2904	2832	2817	40256

851. Would you say that opportunities for college education are, in general, better or worse, for women than for men?

[VAR: FECOLOP]

RESPONSE	PUNCH	YEAR										COL. 3685
		1972-82	1982B	1983-87	1987B	1988-91	1993	1994	1996	1998	2000	ALL
Much better	1	0	0	14	0	0	0	0	0	0	0	14
Better	2	0	0	49	0	0	0	0	0	0	0	49
No difference	3	0	0	497	0	0	0	0	0	0	0	497
Worse	4	0	0	66	0	0	0	0	0	0	0	66
Much worse	5	0	0	6	0	0	0	0	0	0	0	6
Can't choose	8	0	0	33	0	0	0	0	0	0	0	33
No answer	9	0	0	12	0	0	0	0	0	0	0	12
Not applicable	BK	13626	354	6865	353	5907	1606	2992	2904	2832	2817	40256

852. How about job opportunities for women -- do you think they are, in general, better or worse than job opportunities for men with similar education and experience?

[VAR: FEJOBOP]

RESPONSE	PUNCH	YEAR										COL. 3686
		1972-82	1982B	1983-87	1987B	1988-91	1993	1994	1996	1998	2000	ALL
Much better	1	0	0	18	0	0	0	0	0	0	0	18
Better	2	0	0	55	0	0	0	0	0	0	0	55
No difference	3	0	0	212	0	0	0	0	0	0	0	212
Worse	4	0	0	321	0	0	0	0	0	0	0	321
Much worse	5	0	0	31	0	0	0	0	0	0	0	31
Can't choose	8	0	0	30	0	0	0	0	0	0	0	30
No answer	9	0	0	10	0	0	0	0	0	0	0	10
Not applicable	BK	13626	354	6865	353	5907	1606	2992	2904	2832	2817	40256

853. And how about income and wages -- compared with men who have similar education and jobs -- are women in general paid better or worse than men?

[VAR: FEINC]

RESPONSE	PUNCH	YEAR										COL. 3687
		1972-82	1982B	1983-87	1987B	1988-91	1993	1994	1996	1998	2000	ALL
Much better	1	0	0	7	0	0	0	0	0	0	0	7
Better	2	0	0	8	0	0	0	0	0	0	0	8
No difference	3	0	0	135	0	0	0	0	0	0	0	135
Worse	4	0	0	432	0	0	0	0	0	0	0	432
Much worse	5	0	0	49	0	0	0	0	0	0	0	49
Can't choose	8	0	0	35	0	0	0	0	0	0	0	35
No answer	9	0	0	11	0	0	0	0	0	0	0	11
Not applicable	BK	13626	354	6865	353	5907	1606	2992	2904	2832	2817	40256

854. Here are three things the government might do. Some people are in favor of them while other people are against them. Please circle one number for each statement to show how you feel.

A. The government should increase opportunities for women in business and industry.

[VAR: FEHLPBUS]

RESPONSE	PUNCH	YEAR									COL. 3688	
		1972-82	1982B	1983-87	1987B	1988-91	1993	1994	1996	1998	2000	ALL
Strongly in favor of 1		0	0	111	0	0	0	0	0	0	0	111
In favor of 2		0	0	199	0	0	0	0	0	0	0	199
Neither in favor of nor against 3		0	0	228	0	0	0	0	0	0	0	228
Against 4		0	0	104	0	0	0	0	0	0	0	104
Strongly against 5		0	0	20	0	0	0	0	0	0	0	20
No answer 9		0	0	15	0	0	0	0	0	0	0	15
Not applicable BK		13626	354	6865	353	5907	1606	2992	2904	2832	2817	40256

B. The government should increase opportunities for women to go to college.

[VAR: FEHLPCOL]

RESPONSE	PUNCH	YEAR									COL. 3689	
		1972-82	1982B	1983-87	1987B	1988-91	1993	1994	1996	1998	2000	ALL
Strongly in favor of 1		0	0	86	0	0	0	0	0	0	0	86
In favor of 2		0	0	189	0	0	0	0	0	0	0	189
Neither in favor of nor against 3		0	0	254	0	0	0	0	0	0	0	254
Against 4		0	0	110	0	0	0	0	0	0	0	110
Strongly against 5		0	0	15	0	0	0	0	0	0	0	15
No answer 9		0	0	23	0	0	0	0	0	0	0	23
Not applicable BK		13626	354	6865	353	5907	1606	2992	2904	2832	2817	40256

C. Women should be given preferential treatment when applying for jobs or promotions.

[VAR: FEHLPJOB]

RESPONSE	PUNCH	YEAR									COL. 3690	
		1972-82	1982B	1983-87	1987B	1988-91	1993	1994	1996	1998	2000	ALL
Strongly in favor of 1		0	0	34	0	0	0	0	0	0	0	34
In favor of 2		0	0	46	0	0	0	0	0	0	0	46
Neither in favor of nor against 3		0	0	175	0	0	0	0	0	0	0	175
Against 4		0	0	285	0	0	0	0	0	0	0	285
Strongly against 5		0	0	113	0	0	0	0	0	0	0	113
No answer 9		0	0	24	0	0	0	0	0	0	0	24
Not applicable BK		13626	354	6865	353	5907	1606	2992	2904	2832	2817	40256

And now a few questions about education:

855. Here are some things that might be taught in school. How important is it that schools teach each of these to 15 year olds?

A. Reading, writing, and mathematics.

[VAR: HSBASICS]

RESPONSE	PUNCH	YEAR										COL. 3691
		1972-82	1982B	1983-87	1987B	1988-91	1993	1994	1996	1998	2000	ALL
Essential, must be taught	1	0	0	590	0	0	0	0	0	0	0	590
Very important	2	0	0	70	0	0	0	0	0	0	0	70
Fairly important	3	0	0	3	0	0	0	0	0	0	0	3
Not very important	4	0	0	0	0	0	0	0	0	0	0	0
Not needed, should not be taught	5	0	0	2	0	0	0	0	0	0	0	2
Can't choose	8	0	0	4	0	0	0	0	0	0	0	4
No answer	9	0	0	8	0	0	0	0	0	0	0	8
Not applicable	BK	13626	354	6865	353	5907	1606	2992	2904	2832	2817	40256

B. Sex education.

[VAR: HSSEXED]

RESPONSE	PUNCH	YEAR										COL. 3692
		1972-82	1982B	1983-87	1987B	1988-91	1993	1994	1996	1998	2000	ALL
Essential, must be taught	1	0	0	108	0	0	0	0	0	0	0	108
Very important	2	0	0	190	0	0	0	0	0	0	0	190
Fairly important	3	0	0	221	0	0	0	0	0	0	0	221
Not very important	4	0	0	71	0	0	0	0	0	0	0	71
Not needed, should not be taught	5	0	0	54	0	0	0	0	0	0	0	54
Can't choose	8	0	0	16	0	0	0	0	0	0	0	16
No answer	9	0	0	17	0	0	0	0	0	0	0	17
Not applicable	BK	13626	354	6865	353	5907	1606	2992	2904	2832	2817	40256

C. Respect for authority.

[VAR: HSRESPCT]

RESPONSE	PUNCH	YEAR										COL. 3693
		1972-82	1982B	1983-87	1987B	1988-91	1993	1994	1996	1998	2000	ALL
Essential, must be taught	1	0	0	316	0	0	0	0	0	0	0	316
Very important	2	0	0	215	0	0	0	0	0	0	0	215
Fairly important	3	0	0	99	0	0	0	0	0	0	0	99
Not very important	4	0	0	17	0	0	0	0	0	0	0	17
Not needed, should not be taught	5	0	0	9	0	0	0	0	0	0	0	9
Can't choose	8	0	0	9	0	0	0	0	0	0	0	9
No answer	9	0	0	12	0	0	0	0	0	0	0	12
Not applicable	BK	13626	354	6865	353	5907	1606	2992	2904	2832	2817	40256

D. History, literature, and the arts.

[VAR: HSLIBART]

RESPONSE	PUNCH	YEAR									COL. 3694	
		1972-82	1982B	1983-87	1987B	1988-91	1993	1994	1996	1998	2000	ALL
Essential, must be taught	1	0	0	250	0	0	0	0	0	0	0	250
Very important	2	0	0	220	0	0	0	0	0	0	0	220
Fairly important	3	0	0	156	0	0	0	0	0	0	0	156
Not very important	4	0	0	30	0	0	0	0	0	0	0	30
Not needed, should not be taught	5	0	0	3	0	0	0	0	0	0	0	3
Can't choose	8	0	0	7	0	0	0	0	0	0	0	7
No answer	9	0	0	11	0	0	0	0	0	0	0	11
Not applicable	BK	13626	354	6865	353	5907	1606	2992	2904	2832	2817	40256

E. Ability to make one's own judgements.

[VAR: HSJUDGE]

RESPONSE	PUNCH	YEAR									COL. 3695	
		1972-82	1982B	1983-87	1987B	1988-91	1993	1994	1996	1998	2000	ALL
Essential, must be taught	1	0	0	319	0	0	0	0	0	0	0	319
Very important	2	0	0	237	0	0	0	0	0	0	0	237
Fairly important	3	0	0	74	0	0	0	0	0	0	0	74
Not very important	4	0	0	18	0	0	0	0	0	0	0	18
Not needed, should not be taught	5	0	0	3	0	0	0	0	0	0	0	3
Can't choose	8	0	0	12	0	0	0	0	0	0	0	12
No answer	9	0	0	14	0	0	0	0	0	0	0	14
Not applicable	BK	13626	354	6865	353	5907	1606	2992	2904	2832	2817	40256

F. Job training.

[VAR: HSJOBTR]

RESPONSE	PUNCH	YEAR									COL. 3696	
		1972-82	1982B	1983-87	1987B	1988-91	1993	1994	1996	1998	2000	ALL
Essential, must be taught	1	0	0	273	0	0	0	0	0	0	0	273
Very important	2	0	0	237	0	0	0	0	0	0	0	237
Fairly important	3	0	0	112	0	0	0	0	0	0	0	112
Not very important	4	0	0	29	0	0	0	0	0	0	0	29
Not needed, should not be taught	5	0	0	10	0	0	0	0	0	0	0	10
Can't choose	8	0	0	6	0	0	0	0	0	0	0	6
No answer	9	0	0	10	0	0	0	0	0	0	0	10
Not applicable	BK	13626	354	6865	353	5907	1606	2992	2904	2832	2817	40256

G. Science and technology.

[VAR: HSSCI]

RESPONSE	PUNCH	YEAR									COL. 3697	
		1972-82	1982B	1983-87	1987B	1988-91	1993	1994	1996	1998	2000	ALL
Essential, must be taught	1	0	0	249	0	0	0	0	0	0	0	249
Very important	2	0	0	251	0	0	0	0	0	0	0	251
Fairly important	3	0	0	135	0	0	0	0	0	0	0	135
Not very important	4	0	0	19	0	0	0	0	0	0	0	19
Not needed, should not be taught	5	0	0	0	0	0	0	0	0	0	0	0
Can't choose	8	0	0	11	0	0	0	0	0	0	0	11
No answer	9	0	0	12	0	0	0	0	0	0	0	12
Not applicable	BK	13626	354	6865	353	5907	1606	2992	2904	2832	2817	40256

H. Concern for minorities and the poor.

[VAR: HSCARING]

RESPONSE	PUNCH	YEAR										COL. 3698
		1972-82	1982B	1983-87	1987B	1988-91	1993	1994	1996	1998	2000	ALL
Essential, must be taught	1	0	0	165	0	0	0	0	0	0	0	165
Very important	2	0	0	211	0	0	0	0	0	0	0	211
Fairly important	3	0	0	189	0	0	0	0	0	0	0	189
Not very important	4	0	0	49	0	0	0	0	0	0	0	49
Not needed, should not be taught	5	0	0	29	0	0	0	0	0	0	0	29
Can't choose	8	0	0	19	0	0	0	0	0	0	0	19
No answer	9	0	0	15	0	0	0	0	0	0	0	15
Not applicable	BK	13626	354	6865	353	5907	1606	2992	2904	2832	2817	40256

I. Discipline and orderliness.

[VAR: HSORDER]

RESPONSE	PUNCH	YEAR										COL. 3699
		1972-82	1982B	1983-87	1987B	1988-91	1993	1994	1996	1998	2000	ALL
Essential, must be taught	1	0	0	312	0	0	0	0	0	0	0	312
Very important	2	0	0	233	0	0	0	0	0	0	0	233
Fairly important	3	0	0	89	0	0	0	0	0	0	0	89
Not very important	4	0	0	13	0	0	0	0	0	0	0	13
Not needed, should not be taught	5	0	0	7	0	0	0	0	0	0	0	7
Can't choose	8	0	0	10	0	0	0	0	0	0	0	10
No answer	9	0	0	13	0	0	0	0	0	0	0	13
Not applicable	BK	13626	354	6865	353	5907	1606	2992	2904	2832	2817	40256

856. How do you feel about opportunities for young people to go to college. Should opportunities be...

[VAR: COLOP]

RESPONSE	PUNCH	YEAR										COL. 3700
		1972-82	1982B	1983-87	1987B	1988-91	1993	1994	1996	1998	2000	ALL
Increased	1	0	0	288	0	0	0	0	0	0	0	288
Increased a little	2	0	0	173	0	0	0	0	0	0	0	173
Kept the same as now	3	0	0	173	0	0	0	0	0	0	0	173
Reduced a little	4	0	0	19	0	0	0	0	0	0	0	19
Reduced a lot	5	0	0	4	0	0	0	0	0	0	0	4
Can't choose	8	0	0	15	0	0	0	0	0	0	0	15
No answer	9	0	0	5	0	0	0	0	0	0	0	5
Not applicable	BK	13626	354	6865	353	5907	1606	2992	2904	2832	2817	40256

857. Some people think the government should provide financial assistance to college students. Others think the government should not provide such aid. In each of the circumstances listed below should the government provide grants that would not have to be paid back, provide loans which the student would have to pay back, or should the government not provide any financial assistance?

A. For students whose parents have a low income.

[VAR: AIDNEEDY]

RESPONSE	PUNCH	YEAR										COL. 3701
		1972-82	1982B	1983-87	1987B	1988-91	1993	1994	1996	1998	2000	ALL
Government give grants	1	0	0	279	0	0	0	0	0	0	0	279
Government make loans	2	0	0	351	0	0	0	0	0	0	0	351
No government assistance	3	0	0	32	0	0	0	0	0	0	0	32
Can't choose	8	0	0	6	0	0	0	0	0	0	0	6
No answer	9	0	0	9	0	0	0	0	0	0	0	9
Not applicable	BK	13626	354	6865	353	5907	1606	2992	2904	2832	2817	40256

B. For students who have outstanding grades in high school.

[VAR: AIDSMART]

RESPONSE	PUNCH	YEAR										COL. 3702
		1972-82	1982B	1983-87	1987B	1988-91	1993	1994	1996	1998	2000	ALL
Government give grants	1	0	0	226	0	0	0	0	0	0	0	226
Government make loans	2	0	0	364	0	0	0	0	0	0	0	364
No government assistance	3	0	0	57	0	0	0	0	0	0	0	57
Can't choose	8	0	0	13	0	0	0	0	0	0	0	13
No answer	9	0	0	17	0	0	0	0	0	0	0	17
Not applicable	BK	13626	354	6865	353	5907	1606	2992	2904	2832	2817	40256

C. For students who have average grades and middle income parents.

[VAR: AIDAVG]

RESPONSE	PUNCH	YEAR										COL. 3703
		1972-82	1982B	1983-87	1987B	1988-91	1993	1994	1996	1998	2000	ALL
Government give grants	1	0	0	99	0	0	0	0	0	0	0	99
Government make loans	2	0	0	431	0	0	0	0	0	0	0	431
No government assistance	3	0	0	111	0	0	0	0	0	0	0	111
Can't choose	8	0	0	20	0	0	0	0	0	0	0	20
No answer	9	0	0	16	0	0	0	0	0	0	0	16
Not applicable	BK	13626	354	6865	353	5907	1606	2992	2904	2832	2817	40256

858. Sometimes public authorities intervene with parents in raising their children. Please indicate in each of the following cases how far you think authorities should go in dealing with a 10 year old child and his or her parents. Public authorities should...

A. The child uses drugs and the parents don't do anything about it.

[VAR: KIDDRUGS]

RESPONSE	PUNCH	YEAR										COL. 3704
		1972-82	1982B	1983-87	1987B	1988-91	1993	1994	1996	1998	2000	ALL
Take no action	1	0	0	18	0	0	0	0	0	0	0	18
Give warnings or counselling	2	0	0	468	0	0	0	0	0	0	0	468
Take the child from its parents	3	0	0	163	0	0	0	0	0	0	0	163
Can't choose	8	0	0	16	0	0	0	0	0	0	0	16
No answer	9	0	0	12	0	0	0	0	0	0	0	12
Not applicable	BK	13626	354	6865	353	5907	1606	2992	2904	2832	2817	40256

B. The child frequently skips school and the parents don't do anything about it.

[VAR: KIDSKIPS]

RESPONSE	PUNCH	YEAR										COL. 3705
		1972-82	1982B	1983-87	1987B	1988-91	1993	1994	1996	1998	2000	ALL
Take no action	1	0	0	26	0	0	0	0	0	0	0	26
Give warnings or counselling	2	0	0	586	0	0	0	0	0	0	0	586
Take the child from its parents	3	0	0	41	0	0	0	0	0	0	0	41
Can't choose	8	0	0	11	0	0	0	0	0	0	0	11
No answer	9	0	0	13	0	0	0	0	0	0	0	13
Not applicable	BK	13626	354	6865	353	5907	1606	2992	2904	2832	2817	40256

C. The parents regularly let the child stay out late at night without knowing where the child is.

[VAR: KIDOUT]

RESPONSE	PUNCH	YEAR										COL. 3706
		1972-82	1982B	1983-87	1987B	1988-91	1993	1994	1996	1998	2000	ALL
Take no action	1	0	0	67	0	0	0	0	0	0	0	67
Give warnings or counselling	2	0	0	486	0	0	0	0	0	0	0	486
Take the child from its parents	3	0	0	80	0	0	0	0	0	0	0	80
Can't choose	8	0	0	29	0	0	0	0	0	0	0	29
No answer	9	0	0	15	0	0	0	0	0	0	0	15
Not applicable	BK	13626	354	6865	353	5907	1606	2992	2904	2832	2817	40256

D. The parents fail to provide the child with proper food and clothing.

[VAR: KIDNEEDY]

RESPONSE	PUNCH	YEAR										COL. 3707
		1972-82	1982B	1983-87	1987B	1988-91	1993	1994	1996	1998	2000	ALL
Take no action	1	0	0	22	0	0	0	0	0	0	0	22
Give warnings or counselling	2	0	0	266	0	0	0	0	0	0	0	266
Take the child from its parents	3	0	0	340	0	0	0	0	0	0	0	340
Can't choose	8	0	0	34	0	0	0	0	0	0	0	34
No answer	9	0	0	15	0	0	0	0	0	0	0	15
Not applicable	BK	13626	354	6865	353	5907	1606	2992	2904	2832	2817	40256

E. The parents regularly beat the child.

[VAR: KIDBEAT]

RESPONSE	PUNCH	YEAR										COL. 3708
		1972-82	1982B	1983-87	1987B	1988-91	1993	1994	1996	1998	2000	ALL
Take no action	1	0	0	19	0	0	0	0	0	0	0	19
Give warnings or counselling	2	0	0	94	0	0	0	0	0	0	0	94
Take the child from its parents	3	0	0	532	0	0	0	0	0	0	0	532
Can't choose	8	0	0	15	0	0	0	0	0	0	0	15
No answer	9	0	0	17	0	0	0	0	0	0	0	17
Not applicable	BK	13626	354	6865	353	5907	1606	2992	2904	2832	2817	40256

F. The parents refuse essential medical treatment for the child because of their religious beliefs.

[VAR: KIDHLTH]

RESPONSE	PUNCH	YEAR										COL. 3709
		1972-82	1982B	1983-87	1987B	1988-91	1993	1994	1996	1998	2000	ALL
Take no action	1	0	0	41	0	0	0	0	0	0	0	41
Give warnings or counselling	2	0	0	223	0	0	0	0	0	0	0	223
Take the child from its parents	3	0	0	342	0	0	0	0	0	0	0	342
Can't choose	8	0	0	58	0	0	0	0	0	0	0	58
No answer	9	0	0	13	0	0	0	0	0	0	0	13
Not applicable	BK	13626	354	6865	353	5907	1606	2992	2904	2832	2817	40256

G. The parents refuse to send their child to school because they wish to educate the child at home.

[VAR: KIDEDPAR]

RESPONSE	PUNCH	YEAR										COL. 3710
		1972-82	1982B	1983-87	1987B	1988-91	1993	1994	1996	1998	2000	ALL
Take no action	1	0	0	140	0	0	0	0	0	0	0	140
Give warnings or counselling	2	0	0	373	0	0	0	0	0	0	0	373
Take the child from its parents	3	0	0	82	0	0	0	0	0	0	0	82
Can't choose	8	0	0	67	0	0	0	0	0	0	0	67
No answer	9	0	0	15	0	0	0	0	0	0	0	15
Not applicable	BK	13626	354	6865	353	5907	1606	2992	2904	2832	2817	40256

H. The parents allow the child to watch violent or pornographic films.

[VAR: KIDXFILM]

RESPONSE	PUNCH	YEAR										COL. 3711
		1972-82	1982B	1983-87	1987B	1988-91	1993	1994	1996	1998	2000	ALL
Take no action	1	0	0	91	0	0	0	0	0	0	0	91
Give warnings or counselling	2	0	0	457	0	0	0	0	0	0	0	457
Take the child from its parents	3	0	0	65	0	0	0	0	0	0	0	65
Can't choose	8	0	0	49	0	0	0	0	0	0	0	49
No answer	9	0	0	15	0	0	0	0	0	0	0	15
Not applicable	BK	13626	354	6865	353	5907	1606	2992	2904	2832	2817	40256

859. Do you think that...

A. The wearing of seat belts in cars should be required by law.

[VAR: BELTUP]

RESPONSE	PUNCH	YEAR										COL. 3712
		1972-82	1982B	1983-87	1987B	1988-91	1993	1994	1996	1998	2000	ALL
Agree strongly	1	0	0	143	0	0	0	0	0	0	0	143
Agree	2	0	0	187	0	0	0	0	0	0	0	187
Neither agree nor disagree	3	0	0	159	0	0	0	0	0	0	0	159
Disagree	4	0	0	119	0	0	0	0	0	0	0	119
Disagree strongly	5	0	0	59	0	0	0	0	0	0	0	59
No answer	9	0	0	10	0	0	0	0	0	0	0	10
Not applicable	BK	13626	354	6865	353	5907	1606	2992	2904	2832	2817	40256

B. Smoking in public places should be prohibited by law.

[VAR: NOSMOKE]

RESPONSE	PUNCH	YEAR										COL. 3713
		1972-82	1982B	1983-87	1987B	1988-91	1993	1994	1996	1998	2000	ALL
Agree strongly	1	0	0	134	0	0	0	0	0	0	0	134
Agree	2	0	0	170	0	0	0	0	0	0	0	170
Neither agree nor disagree	3	0	0	150	0	0	0	0	0	0	0	150
Disagree	4	0	0	167	0	0	0	0	0	0	0	167
Disagree strongly	5	0	0	47	0	0	0	0	0	0	0	47
No answer	9	0	0	9	0	0	0	0	0	0	0	9
Not applicable	BK	13626	354	6865	353	5907	1606	2992	2904	2832	2817	40256

C. All employees should be required to retire at an age set by law.

[VAR: MUSTRET]

RESPONSE	PUNCH	YEAR										COL. 3714
		1972-82	1982B	1983-87	1987B	1988-91	1993	1994	1996	1998	2000	ALL
Agree strongly	1	0	0	35	0	0	0	0	0	0	0	35
Agree	2	0	0	85	0	0	0	0	0	0	0	85
Neither agree nor disagree	3	0	0	112	0	0	0	0	0	0	0	112
Disagree	4	0	0	289	0	0	0	0	0	0	0	289
Disagree strongly	5	0	0	146	0	0	0	0	0	0	0	146
No answer	9	0	0	10	0	0	0	0	0	0	0	10
Not applicable	BK	13626	354	6865	353	5907	1606	2992	2904	2832	2817	40256

860. Please indicate whether you agree or disagree with each of the following statements.

A. The public has little control over what politicians do in office

[VAR: POLEFF1]

RESPONSE	PUNCH	YEAR										COL. 3715
		1972-82	1982B	1983-87	1987B	1988-91	1993	1994	1996	1998	2000	ALL
Agree	1	0	0	390	0	0	0	0	0	0	0	390
Disagree	2	0	0	246	0	0	0	0	0	0	0	246
Can't choose	8	0	0	34	0	0	0	0	0	0	0	34
No answer	9	0	0	7	0	0	0	0	0	0	0	7
Not applicable	BK	13626	354	6865	353	5907	1606	2992	2904	2832	2817	40256

B. The average person can get nowhere by talking to public officials.

[VAR: POLEFF2]

RESPONSE	PUNCH	YEAR										COL. 3716	
		1972-82	1982B	1983-87	1987B	1988-91	1993	1994	1996	1998	2000	ALL	
Agree	1	0	0	280	0	0	0	0	0	0	0	0	280
Disagree	2	0	0	339	0	0	0	0	0	0	0	0	339
Can't choose	8	0	0	50	0	0	0	0	0	0	0	0	50
No answer	9	0	0	8	0	0	0	0	0	0	0	0	8
Not applicable	BK	13626	354	6865	353	5907	1606	2992	2904	2832	2817	40256	

C. The average citizen has considerable influence on politics.

[VAR: POLEFF3]

RESPONSE	PUNCH	YEAR										COL. 3717	
		1972-82	1982B	1983-87	1987B	1988-91	1993	1994	1996	1998	2000	ALL	
Agree/Strongly agree	1	0	0	204	0	0	0	0	53	0	0	0	257
Disagree/Agree	2	0	0	419	0	0	0	0	354	0	0	0	773
Neither agree nor disagree	3	0	0	0	0	0	0	0	248	0	0	0	248
Disagree	4	0	0	0	0	0	0	0	475	0	0	0	475
Strongly disagree	5	0	0	0	0	0	0	0	135	0	0	0	135
Can't choose	8	0	0	42	0	0	0	0	39	0	0	0	81
No answer	9	0	0	12	0	0	0	0	28	0	0	0	40
Not applicable	BK	13626	354	6865	353	5907	1606	2992	1572	2832	2817	38924	

REMARKS: See important remarks below after POLEFF10 for information about the response categories of this variable.

D. The average person has much to say about running local government.

[VAR: POLEFF4]

RESPONSE	PUNCH	YEAR										COL. 3718	
		1972-82	1982B	1983-87	1987B	1988-91	1993	1994	1996	1998	2000	ALL	
Agree	1	0	0	214	0	0	0	0	0	0	0	0	214
Disagree	2	0	0	406	0	0	0	0	0	0	0	0	406
Can't choose	8	0	0	47	0	0	0	0	0	0	0	0	47
No answer	9	0	0	10	0	0	0	0	0	0	0	0	10
Not applicable	BK	13626	354	6865	353	5907	1606	2992	2904	2832	2817	40256	

E. People like me have much to say about government.

[VAR: POLEFF5]

RESPONSE	PUNCH	YEAR										COL. 3719	
		1972-82	1982B	1983-87	1987B	1988-91	1993	1994	1996	1998	2000	ALL	
Agree	1	0	0	259	0	0	0	0	0	0	0	0	259
Disagree	2	0	0	353	0	0	0	0	0	0	0	0	353
Can't choose	8	0	0	55	0	0	0	0	0	0	0	0	55
No answer	9	0	0	10	0	0	0	0	0	0	0	0	10
Not applicable	BK	13626	354	6865	353	5907	1606	2992	2904	2832	2817	40256	

F. The average person has a great deal of influence on government decisions.

[VAR: POLEFF6]

RESPONSE	PUNCH	YEAR										COL. 3720	
		1972-82	1982B	1983-87	1987B	1988-91	1993	1994	1996	1998	2000	ALL	
Agree	1	0	0	131	0	0	0	0	0	0	0	0	131
Disagree	2	0	0	492	0	0	0	0	0	0	0	0	492
Can't choose	8	0	0	39	0	0	0	0	0	0	0	0	39
No answer	9	0	0	15	0	0	0	0	0	0	0	0	15
Not applicable	BK	13626	354	6865	353	5907	1606	2992	2904	2832	2817	40256	

G. The government is generally responsive to public opinion.

[VAR: POLEFF7]

RESPONSE	PUNCH	YEAR										COL. 3721	
		1972-82	1982B	1983-87	1987B	1988-91	1993	1994	1996	1998	2000	ALL	
Agree	1	0	0	302	0	0	0	0	0	0	0	0	302
Disagree	2	0	0	294	0	0	0	0	0	0	0	0	294
Can't choose	8	0	0	70	0	0	0	0	0	0	0	0	70
No answer	9	0	0	11	0	0	0	0	0	0	0	0	11
Not applicable	BK	13626	354	6865	353	5907	1606	2992	2904	2832	2817	40256	

H. I am usually interested in local elections.

[VAR: POLEFF8]

RESPONSE	PUNCH	YEAR										COL. 3722	
		1972-82	1982B	1983-87	1987B	1988-91	1993	1994	1996	1998	2000	ALL	
Agree	1	0	0	484	0	0	0	0	0	0	0	0	484
Disagree	2	0	0	148	0	0	0	0	0	0	0	0	148
Can't choose	8	0	0	36	0	0	0	0	0	0	0	0	36
No answer	9	0	0	9	0	0	0	0	0	0	0	0	9
Not applicable	BK	13626	354	6865	353	5907	1606	2992	2904	2832	2817	40256	

I. By taking an active part in political and social affairs the people can control world affairs.

[VAR: POLEFF9]

RESPONSE	PUNCH	YEAR										COL. 3723	
		1972-82	1982B	1983-87	1987B	1988-91	1993	1994	1996	1998	2000	ALL	
Agree	1	0	0	233	0	0	0	0	0	0	0	0	233
Disagree	2	0	0	344	0	0	0	0	0	0	0	0	344
Can't choose	8	0	0	91	0	0	0	0	0	0	0	0	91
No answer	9	0	0	9	0	0	0	0	0	0	0	0	9
Not applicable	BK	13626	354	6865	353	5907	1606	2992	2904	2832	2817	40256	

J. Taking everything into account, the world is getting better.

[VAR: POLEFF10]

RESPONSE	PUNCH	YEAR										COL. 3724	
		1972-82	1982B	1983-87	1987B	1988-91	1993	1994	1996	1998	2000	ALL	
Agree	1	0	0	225	0	0	0	0	0	0	0	0	225
Disagree	2	0	0	323	0	0	0	0	0	0	0	0	323
Can't choose	8	0	0	119	0	0	0	0	0	0	0	0	119
No answer	9	0	0	10	0	0	0	0	0	0	0	0	10
Not applicable	BK	13626	354	6865	353	5907	1606	2992	2904	2832	2817	40256	

REMARKS: For POLEFF3 in 1985 only agree (code 1) and disagree (code 2) were used. In 1996 codes 1-5 as listed with POLEFF 11 and above were used. Unless recoded the 1985 and 1996 data are not comparable.

861. Here are some things the government might do for the economy. Circle one number for each action to show whether you are in favor of it or against it.

A. Control of wages by legislation.

[VAR: SETWAGE]

RESPONSE	PUNCH	YEAR										COL. 3725
		1972-82	1982B	1983-87	1987B	1988-91	1993	1994	1996	1998	2000	ALL
Strongly in favor of 1		0	0	59	0	84	0	0	109	0	0	252
In favor of 2		0	0	90	0	209	0	0	252	0	0	551
Neither in favor nor against 3		0	0	141	0	294	0	0	275	0	0	710
Against 4		0	0	254	0	406	0	0	427	0	0	1087
Strongly against 5		0	0	120	0	186	0	0	216	0	0	522
Don't know 8		0	0	0	0	2	0	0	4	0	0	6
No answer 9		0	0	13	0	36	0	0	49	0	0	98
Not applicable BK	13626	354	6865	353	4690	1606	2992	1572	2832	2817	37707	

B. Control of prices by legislation.

[VAR: SETPRICE]

RESPONSE	PUNCH	YEAR										COL. 3726
		1972-82	1982B	1983-87	1987B	1988-91	1993	1994	1996	1998	2000	ALL
Strongly in favor of 1		0	0	57	0	109	0	0	119	0	0	285
In favor of 2		0	0	194	0	315	0	0	327	0	0	836
Neither in favor nor against 3		0	0	132	0	307	0	0	289	0	0	728
Against 4		0	0	204	0	303	0	0	376	0	0	883
Strongly against 5		0	0	78	0	138	0	0	164	0	0	380
Don't know 8		0	0	0	0	1	0	0	5	0	0	6
No answer 9		0	0	12	0	44	0	0	52	0	0	108
Not applicable BK	13626	354	6865	353	4690	1606	2992	1572	2832	2817	37707	

C. Cuts in government spending.

[VAR: CUTGOVT]

RESPONSE	PUNCH	YEAR										COL. 3727
		1972-82	1982B	1983-87	1987B	1988-91	1993	1994	1996	1998	2000	ALL
Strongly in favor of 1		0	0	287	0	436	0	0	535	0	0	1258
In favor of 2		0	0	259	0	488	0	0	543	0	0	1290
Neither in favor nor against 3		0	0	68	0	186	0	0	139	0	0	393
Against 4		0	0	41	0	52	0	0	53	0	0	146
Strongly against 5		0	0	11	0	20	0	0	23	0	0	54
Don't know 8		0	0	0	0	1	0	0	2	0	0	3
No answer 9		0	0	11	0	34	0	0	37	0	0	82
Not applicable BK	13626	354	6865	353	4690	1606	2992	1572	2832	2817	37707	

D. Government financing of projects to create new jobs.

[VAR: MAKEJOBS]

RESPONSE	PUNCH	YEAR										COL. 3728
		1972-82	1982B	1983-87	1987B	1988-91	1993	1994	1996	1998	2000	ALL
Strongly in favor of 1		0	0	183	0	295	0	0	351	0	0	829
In favor of 2		0	0	279	0	532	0	0	603	0	0	1414
Neither in favor nor against 3		0	0	105	0	247	0	0	195	0	0	547
Against 4		0	0	79	0	87	0	0	112	0	0	278
Strongly against 5		0	0	23	0	24	0	0	32	0	0	79
Don't know 8		0	0	0	0	1	0	0	2	0	0	3
No answer 9		0	0	8	0	31	0	0	37	0	0	76
Not applicable BK	13626	354	6865	353	4690	1606	2992	1572	2832	2817	37707	

E. Less government regulation of business.

[VAR: LESSREG]

RESPONSE	PUNCH	YEAR										COL. 3729
		1972-82	1982B	1983-87	1987B	1988-91	1993	1994	1996	1998	2000	ALL
Strongly in favor of	1	0	0	119	0	128	0	0	201	0	0	448
In favor of	2	0	0	227	0	359	0	0	444	0	0	1030
Neither in favor nor against	3	0	0	197	0	470	0	0	413	0	0	1080
Against	4	0	0	102	0	178	0	0	187	0	0	467
Strongly against	5	0	0	21	0	40	0	0	41	0	0	102
Don't know	8	0	0	0	0	1	0	0	3	0	0	4
No answer	9	0	0	11	0	41	0	0	43	0	0	95
Not applicable	BK	13626	354	6865	353	4690	1606	2992	1572	2832	2817	37707

F. Support for industry to develop new products and technology.

[VAR: HLPHITEC]

RESPONSE	PUNCH	YEAR										COL. 3730
		1972-82	1982B	1983-87	1987B	1988-91	1993	1994	1996	1998	2000	ALL
Strongly in favor of	1	0	0	151	0	306	0	0	324	0	0	781
In favor of	2	0	0	328	0	562	0	0	676	0	0	1566
Neither in favor nor against	3	0	0	123	0	241	0	0	203	0	0	567
Against	4	0	0	54	0	59	0	0	67	0	0	180
Strongly against	5	0	0	10	0	18	0	0	18	0	0	46
Don't know	8	0	0	0	0	1	0	0	3	0	0	4
No answer	9	0	0	11	0	30	0	0	41	0	0	82
Not applicable	BK	13626	354	6865	353	4690	1606	2992	1572	2832	2817	37707

G. Supporting declining industries to protect jobs.

[VAR: SAVEJOBS]

RESPONSE	PUNCH	YEAR										COL. 3731
		1972-82	1982B	1983-87	1987B	1988-91	1993	1994	1996	1998	2000	ALL
Strongly in favor of	1	0	0	118	0	177	0	0	178	0	0	473
In favor of	2	0	0	225	0	436	0	0	457	0	0	1118
Neither in favor nor against	3	0	0	147	0	341	0	0	326	0	0	814
Against	4	0	0	144	0	188	0	0	263	0	0	595
Strongly against	5	0	0	34	0	44	0	0	66	0	0	144
Don't know	8	0	0	0	0	1	0	0	4	0	0	5
No answer	9	0	0	9	0	30	0	0	38	0	0	77
Not applicable	BK	13626	354	6865	353	4690	1606	2992	1572	2832	2817	37707

H. Reducing the work week to create more jobs.

[VAR: CUTHOURS]

RESPONSE	PUNCH	YEAR										COL. 3732
		1972-82	1982B	1983-87	1987B	1988-91	1993	1994	1996	1998	2000	ALL
Strongly in favor of	1	0	0	44	0	92	0	0	92	0	0	228
In favor of	2	0	0	139	0	189	0	0	263	0	0	591
Neither in favor nor against	3	0	0	174	0	415	0	0	376	0	0	965
Against	4	0	0	229	0	354	0	0	422	0	0	1005
Strongly against	5	0	0	84	0	128	0	0	142	0	0	354
Don't know	8	0	0	0	0	1	0	0	2	0	0	3
No answer	9	0	0	7	0	38	0	0	35	0	0	80
Not applicable	BK	13626	354	6865	353	4690	1606	2992	1572	2832	2817	37707

862. Listed below are various areas of government spending. Please indicate whether you would like to see more or less government spending in each area. Remember that if you say "much more," it might require a tax increase to pay for it.

A. The environment.

[VAR: SPENVIRO]

RESPONSE	PUNCH	YEAR										COL. 3733
		1972-82	1982B	1983-87	1987B	1988-91	1993	1994	1996	1998	2000	ALL
Spend much more	1	0	0	66	0	178	0	0	151	0	0	395
Spend more	2	0	0	213	0	510	0	0	474	0	0	1197
Spend the same as now	3	0	0	277	0	339	0	0	460	0	0	1076
Spend less	4	0	0	70	0	85	0	0	137	0	0	292
Spend much less	5	0	0	13	0	23	0	0	39	0	0	75
Can't choose	8	0	0	25	0	41	0	0	29	0	0	95
No answer	9	0	0	13	0	41	0	0	42	0	0	96
Not applicable	BK	13626	354	6865	353	4690	1606	2992	1572	2832	2817	37707

B. Health.

[VAR: SPHLTH]

RESPONSE	PUNCH	YEAR										COL. 3734
		1972-82	1982B	1983-87	1987B	1988-91	1993	1994	1996	1998	2000	ALL
Spend much more	1	0	0	85	0	233	0	0	229	0	0	547
Spend more	2	0	0	295	0	595	0	0	634	0	0	1524
Spend the same as now	3	0	0	224	0	285	0	0	329	0	0	838
Spend less	4	0	0	40	0	25	0	0	65	0	0	130
Spend much less	5	0	0	11	0	9	0	0	20	0	0	40
Can't choose	8	0	0	9	0	28	0	0	21	0	0	58
No answer	9	0	0	13	0	42	0	0	34	0	0	89
Not applicable	BK	13626	354	6865	353	4690	1606	2992	1572	2832	2817	37707

C. The police and law enforcement.

[VAR: SPPOLICE]

RESPONSE	PUNCH	YEAR										COL. 3735
		1972-82	1982B	1983-87	1987B	1988-91	1993	1994	1996	1998	2000	ALL
Spend much more	1	0	0	64	0	131	0	0	155	0	0	350
Spend more	2	0	0	274	0	509	0	0	586	0	0	1369
Spend the same as now	3	0	0	275	0	442	0	0	447	0	0	1164
Spend less	4	0	0	31	0	50	0	0	74	0	0	155
Spend much less	5	0	0	6	0	15	0	0	15	0	0	36
Can't choose	8	0	0	12	0	32	0	0	19	0	0	63
No answer	9	0	0	15	0	38	0	0	36	0	0	89
Not applicable	BK	13626	354	6865	353	4690	1606	2992	1572	2832	2817	37707

D. Education.

[VAR: SPSCHOOL]

RESPONSE	PUNCH	YEAR										COL. 3736
		1972-82	1982B	1983-87	1987B	1988-91	1993	1994	1996	1998	2000	ALL
Spend much more	1	0	0	139	0	301	0	0	371	0	0	811
Spend more	2	0	0	279	0	556	0	0	621	0	0	1456
Spend the same as now	3	0	0	201	0	267	0	0	222	0	0	690
Spend less	4	0	0	25	0	20	0	0	47	0	0	92
Spend much less	5	0	0	5	0	9	0	0	21	0	0	35
Can't choose	8	0	0	11	0	27	0	0	17	0	0	55
No answer	9	0	0	17	0	37	0	0	33	0	0	87
Not applicable	BK	13626	354	6865	353	4690	1606	2992	1572	2832	2817	37707

E. The military and defense.

[VAR: SPARMS]

RESPONSE	PUNCH	YEAR										COL. 3737
		1972-82	1982B	1983-87	1987B	1988-91	1993	1994	1996	1998	2000	ALL
Spend much more	1	0	0	49	0	37	0	0	61	0	0	147
Spend more	2	0	0	77	0	120	0	0	211	0	0	408
Spend the same as now	3	0	0	237	0	422	0	0	585	0	0	1244
Spend less	4	0	0	183	0	340	0	0	315	0	0	838
Spend much less	5	0	0	92	0	217	0	0	106	0	0	415
Can't choose	8	0	0	21	0	36	0	0	19	0	0	76
No answer	9	0	0	18	0	45	0	0	35	0	0	98
Not applicable	BK	13626	354	6865	353	4690	1606	2992	1572	2832	2817	37707

F. Retirement benefits.

[VAR: SPRETIRE]

RESPONSE	PUNCH	YEAR										COL. 3738
		1972-82	1982B	1983-87	1987B	1988-91	1993	1994	1996	1998	2000	ALL
Spend much more	1	0	0	80	0	142	0	0	166	0	0	388
Spend more	2	0	0	197	0	408	0	0	474	0	0	1079
Spend the same as now	3	0	0	270	0	471	0	0	496	0	0	1237
Spend less	4	0	0	71	0	85	0	0	99	0	0	255
Spend much less	5	0	0	18	0	26	0	0	26	0	0	70
Can't choose	8	0	0	25	0	46	0	0	33	0	0	104
No answer	9	0	0	16	0	39	0	0	38	0	0	93
Not applicable	BK	13626	354	6865	353	4690	1606	2992	1572	2832	2817	37707

G. Unemployment benefits.

[VAR: SPUNEMP]

RESPONSE	PUNCH	YEAR										COL. 3739
		1972-82	1982B	1983-87	1987B	1988-91	1993	1994	1996	1998	2000	ALL
Spend much more	1	0	0	51	0	81	0	0	91	0	0	223
Spend more	2	0	0	118	0	227	0	0	266	0	0	611
Spend the same as now	3	0	0	316	0	578	0	0	631	0	0	1525
Spend less	4	0	0	109	0	171	0	0	204	0	0	484
Spend much less	5	0	0	48	0	68	0	0	68	0	0	184
Can't choose	8	0	0	20	0	53	0	0	34	0	0	107
No answer	9	0	0	15	0	39	0	0	38	0	0	92
Not applicable	BK	13626	354	6865	353	4690	1606	2992	1572	2832	2817	37707

H. Culture and the arts.

[VAR: SPARTS]

RESPONSE	PUNCH	YEAR										COL. 3740
		1972-82	1982B	1983-87	1987B	1988-91	1993	1994	1996	1998	2000	ALL
Spend much more	1	0	0	27	0	27	0	0	55	0	0	109
Spend more	2	0	0	67	0	122	0	0	140	0	0	329
Spend the same as now	3	0	0	257	0	488	0	0	473	0	0	1218
Spend less	4	0	0	162	0	246	0	0	345	0	0	753
Spend much less	5	0	0	101	0	191	0	0	225	0	0	517
Can't choose	8	0	0	48	0	99	0	0	55	0	0	202
No answer	9	0	0	15	0	44	0	0	39	0	0	98
Not applicable	BK	13626	354	6865	353	4690	1606	2992	1572	2832	2817	37707

REMARKS: See GSS Methodological Report No. 81.

863. Do you consider the amount of federal income tax that your household has to pay is . . .

[VAR: INCTAX]

RESPONSE	PUNCH	YEAR										COL. 3741
		1972-82	1982B	1983-87	1987B	1988-91	1993	1994	1996	1998	2000	ALL
Much too high	1	0	0	163	0	0	0	0	0	0	0	163
Too high	2	0	0	247	0	0	0	0	0	0	0	247
About right	3	0	0	199	0	0	0	0	0	0	0	199
Too low	4	0	0	4	0	0	0	0	0	0	0	4
Much too low	5	0	0	0	0	0	0	0	0	0	0	0
Pay no tax	6	0	0	34	0	0	0	0	0	0	0	34
Can't choose	8	0	0	18	0	0	0	0	0	0	0	18
No answer	9	0	0	12	0	0	0	0	0	0	0	12
Not applicable	BK	13626	354	6865	353	5907	1606	2992	2904	2832	2817	40256

864. Do you consider the amount of tax that business and industry have to pay is too high or too low?

[VAR: BUSTAX]

RESPONSE	PUNCH	YEAR										COL. 3742
		1972-82	1982B	1983-87	1987B	1988-91	1993	1994	1996	1998	2000	ALL
Much too high	1	0	0	32	0	0	0	0	0	0	0	32
Too high	2	0	0	82	0	0	0	0	0	0	0	82
About right	3	0	0	199	0	0	0	0	0	0	0	199
Too low	4	0	0	217	0	0	0	0	0	0	0	217
Much too low	5	0	0	67	0	0	0	0	0	0	0	67
Can't choose	8	0	0	71	0	0	0	0	0	0	0	71
No answer	9	0	0	9	0	0	0	0	0	0	0	9
Not applicable	BK	13626	354	6865	353	5907	1606	2992	2904	2832	2817	40256

865. If the government had to choose between keeping down inflation or keeping down unemployment to which do you think it should give highest priority?

[VAR: INFLJOBS]

RESPONSE	PUNCH	YEAR										COL. 3743
		1972-82	1982B	1983-87	1987B	1988-91	1993	1994	1996	1998	2000	ALL
Keeping inflation down	1	0	0	275	0	512	0	0	528	0	0	1315
Keeping unemployment down	2	0	0	290	0	440	0	0	596	0	0	1326
Can't choose	8	0	0	103	0	221	0	0	177	0	0	501
No answer	9	0	0	9	0	44	0	0	31	0	0	84
Not applicable	BK	13626	354	6865	353	4690	1606	2992	1572	2832	2817	37707

866. Do you think that labor unions in this country have too much power or too little power?

[VAR: LABORPOW]

RESPONSE	PUNCH	YEAR										COL. 3744
		1972-82	1982B	1983-87	1987B	1988-91	1993	1994	1996	1998	2000	ALL
Far too much power	1	0	0	157	0	170	0	0	187	0	0	514
Too much power	2	0	0	241	0	345	0	0	327	0	0	913
About the right amount of power	3	0	0	176	0	413	0	0	455	0	0	1044
Too little power	4	0	0	42	0	117	0	0	152	0	0	311
Far too little power	5	0	0	7	0	24	0	0	30	0	0	61
Can't choose	8	0	0	43	0	126	0	0	154	0	0	323
No answer	9	0	0	11	0	22	0	0	27	0	0	60
Not applicable	BK	13626	354	6865	353	4690	1606	2992	1572	2832	2817	37707

867. How about business and industry, do they have too much power or too little power?

[VAR: BUSPOW]

RESPONSE	PUNCH	YEAR										COL. 3745
		1972-82	1982B	1983-87	1987B	1988-91	1993	1994	1996	1998	2000	ALL
Far too much power	1	0	0	79	0	105	0	0	146	0	0	330
Too much power	2	0	0	221	0	388	0	0	434	0	0	1043
About the right amount of power	3	0	0	269	0	509	0	0	507	0	0	1285
Too little power	4	0	0	36	0	68	0	0	79	0	0	183
Far too little power	5	0	0	3	0	2	0	0	5	0	0	10
Can't choose	8	0	0	61	0	121	0	0	112	0	0	294
No answer	9	0	0	8	0	24	0	0	49	0	0	81
Not applicable	BK	13626	354	6865	353	4690	1606	2992	1572	2832	2817	37707

868. And what about the federal government, does it have too much power or too little power?

[VAR: GOVTPOW]

RESPONSE	PUNCH	YEAR										COL. 3746
		1972-82	1982B	1983-87	1987B	1988-91	1993	1994	1996	1998	2000	ALL
Far too much power	1	0	0	104	0	145	0	0	308	0	0	557
Too much power	2	0	0	261	0	404	0	0	508	0	0	1173
About the right amount of power	3	0	0	240	0	520	0	0	368	0	0	1128
Too little power	4	0	0	25	0	48	0	0	40	0	0	113
Far too little power	5	0	0	2	0	3	0	0	6	0	0	11
Can't choose	8	0	0	35	0	73	0	0	54	0	0	162
No answer	9	0	0	10	0	24	0	0	48	0	0	82
Not applicable	BK	13626	354	6865	353	4690	1606	2992	1572	2832	2817	37707

869. What do you think the government's role in each of these industries should be.

A. Electric power.

[VAR: OWNPOWER]

RESPONSE	PUNCH	YEAR										COL. 3747
		1972-82	1982B	1983-87	1987B	1988-91	1993	1994	1996	1998	2000	ALL
Own it	1	0	0	37	0	63	0	0	0	0	0	100
Control prices and profits but not own it	2	0	0	394	0	618	0	0	0	0	0	1012
Neither own it nor control its prices and profits	3	0	0	199	0	366	0	0	0	0	0	565
Can't choose	8	0	0	34	0	122	0	0	0	0	0	156
No answer	9	0	0	13	0	48	0	0	0	0	0	61
Not applicable	BK	13626	354	6865	353	4690	1606	2992	2904	2832	2817	39039

B. Local mass transportation.

[VAR: OWNMASS]

RESPONSE	PUNCH	YEAR										COL. 3748
		1972-82	1982B	1983-87	1987B	1988-91	1993	1994	1996	1998	2000	ALL
Own it	1	0	0	60	0	0	0	0	0	0	0	60
Control prices and profits but not own it	2	0	0	291	0	0	0	0	0	0	0	291
Neither own it nor control its prices and profits	3	0	0	261	0	0	0	0	0	0	0	261
Can't choose	8	0	0	49	0	0	0	0	0	0	0	49
No answer	9	0	0	16	0	0	0	0	0	0	0	16
Not applicable	BK	13626	354	6865	353	5907	1606	2992	2904	2832	2817	40256

C. The steel industry.

[VAR: OWNSTEEL]

RESPONSE	PUNCH	YEAR										COL. 3749
		1972-82	1982B	1983-87	1987B	1988-91	1993	1994	1996	1998	2000	ALL
Own it	1	0	0	15	0	21	0	0	0	0	0	36
Control prices and profits but not own it	2	0	0	216	0	364	0	0	0	0	0	580
Neither own it nor control its prices and profits	3	0	0	371	0	623	0	0	0	0	0	994
Can't choose	8	0	0	53	0	152	0	0	0	0	0	205
No answer	9	0	0	22	0	57	0	0	0	0	0	79
Not applicable	BK	13626	354	6865	353	4690	1606	2992	2904	2832	2817	39039

D. Banking and insurance.

[VAR: OWNBANKS]

RESPONSE	PUNCH	YEAR										COL. 3750
		1972-82	1982B	1983-87	1987B	1988-91	1993	1994	1996	1998	2000	ALL
Own it	1	0	0	20	0	43	0	0	0	0	0	63
Control prices and profits but not own it	2	0	0	302	0	526	0	0	0	0	0	828
Neither own it nor control its prices and profits	3	0	0	292	0	437	0	0	0	0	0	729
Can't choose	8	0	0	48	0	164	0	0	0	0	0	212
No answer	9	0	0	15	0	47	0	0	0	0	0	62
Not applicable	BK	13626	354	6865	353	4690	1606	2992	2904	2832	2817	39039

E. The automobile industry.

[VAR: OWNAUTOS]

RESPONSE	PUNCH	YEAR										COL. 3751
		1972-82	1982B	1983-87	1987B	1988-91	1993	1994	1996	1998	2000	ALL
Own it	1	0	0	14	0	0	0	0	0	0	0	14
Control prices and profits but not own it	2	0	0	226	0	0	0	0	0	0	0	226
Neither own it nor control its prices and profits	3	0	0	373	0	0	0	0	0	0	0	373
Can't choose	8	0	0	46	0	0	0	0	0	0	0	46
No answer	9	0	0	18	0	0	0	0	0	0	0	18
Not applicable	BK	13626	354	6865	353	5907	1606	2992	2904	2832	2817	40256

870. On the whole, do you think it should or should not be the government's responsibility to . . .

A. Provide a job for everyone who wants one.

[VAR: JOBSALL]

RESPONSE	PUNCH	YEAR										COL. 3752
		1972-82	1982B	1983-87	1987B	1988-91	1993	1994	1996	1998	2000	ALL
Definitely should be	1	0	0	88	0	659	0	0	167	152	0	1066
Probably should be	2	0	0	134	0	1030	0	0	317	299	0	1780
Probably should not be	3	0	0	214	0	1092	0	0	400	322	0	2028
Definitely should not be	4	0	0	202	0	927	0	0	343	414	0	1886
Can't choose	8	0	0	29	0	212	0	0	48	84	0	373
No answer	9	0	0	10	0	109	0	0	57	13	0	189
Not applicable	BK	13626	354	6865	353	1878	1606	2992	1572	1548	2817	33611

B. Keep prices under control.

[VAR: PRICECON]

RESPONSE	PUNCH	YEAR										COL. 3753
		1972-82	1982B	1983-87	1987B	1988-91	1993	1994	1996	1998	2000	ALL
Definitely should be	1	0	0	194	0	288	0	0	306	0	0	788
Probably should be	2	0	0	293	0	577	0	0	552	0	0	1422
Probably should not be	3	0	0	106	0	190	0	0	242	0	0	538
Definitely should not be	4	0	0	53	0	80	0	0	144	0	0	277
Can't choose	8	0	0	18	0	38	0	0	34	0	0	90
No answer	9	0	0	13	0	44	0	0	54	0	0	111
Not applicable	BK	13626	354	6865	353	4690	1606	2992	1572	2832	2817	37707

C. Provide health care for the sick.

[VAR: HLTHCARE]

RESPONSE	PUNCH	YEAR										COL. 3754
		1972-82	1982B	1983-87	1987B	1988-91	1993	1994	1996	1998	2000	ALL
Definitely should be	1	0	0	233	0	464	0	0	478	0	0	1175
Probably should be	2	0	0	306	0	562	0	0	572	0	0	1440
Probably should not be	3	0	0	83	0	92	0	0	145	0	0	320
Definitely should not be	4	0	0	28	0	33	0	0	46	0	0	107
Can't choose	8	0	0	13	0	27	0	0	35	0	0	75
No answer	9	0	0	14	0	39	0	0	56	0	0	109
Not applicable	BK	13626	354	6865	353	4690	1606	2992	1572	2832	2817	37707

D. Provide a decent standard of living for the old.

[VAR: AIDOLD]

RESPONSE	PUNCH	YEAR										COL. 3755
		1972-82	1982B	1983-87	1987B	1988-91	1993	1994	1996	1998	2000	ALL
Definitely should be	1	0	0	267	0	460	0	0	484	0	0	1211
Probably should be	2	0	0	309	0	545	0	0	608	0	0	1462
Probably should not be	3	0	0	63	0	119	0	0	125	0	0	307
Definitely should not be	4	0	0	17	0	24	0	0	42	0	0	83
Can't choose	8	0	0	10	0	32	0	0	19	0	0	61
No answer	9	0	0	11	0	37	0	0	54	0	0	102
Not applicable	BK	13626	354	6865	353	4690	1606	2992	1572	2832	2817	37707

E. Provide industry with the help it needs to grow.

[VAR: AIDINDUS]

RESPONSE	PUNCH	YEAR										COL. 3756
		1972-82	1982B	1983-87	1987B	1988-91	1993	1994	1996	1998	2000	ALL
Definitely should be	1	0	0	107	0	205	0	0	206	0	0	518
Probably should be	2	0	0	289	0	572	0	0	580	0	0	1441
Probably should not be	3	0	0	159	0	272	0	0	306	0	0	737
Definitely should not be	4	0	0	72	0	54	0	0	104	0	0	230
Can't choose	8	0	0	39	0	74	0	0	76	0	0	189
No answer	9	0	0	11	0	40	0	0	60	0	0	111
Not applicable	BK	13626	354	6865	353	4690	1606	2992	1572	2832	2817	37707

F. Provide a decent standard of living for the unemployed.

[VAR: AIDUNEMP]

RESPONSE	PUNCH	YEAR										COL. 3757
		1972-82	1982B	1983-87	1987B	1988-91	1993	1994	1996	1998	2000	ALL
Definitely should be 1		0	0	98	0	397	0	0	153	0	0	648
Probably should be 2		0	0	217	0	944	0	0	418	0	0	1579
Probably should not be 3		0	0	206	0	722	0	0	396	0	0	1324
Definitely should not be . . . 4		0	0	104	0	364	0	0	230	0	0	698
Can't choose 8		0	0	39	0	162	0	0	76	0	0	277
No answer 9		0	0	13	0	81	0	0	59	0	0	153
Not applicable BK		13626	354	6865	353	3237	1606	2992	1572	2832	2817	36254

G. Reduce income differences between the rich and poor.

[VAR: EQUALIZE]

RESPONSE	PUNCH	YEAR										COL. 3758
		1972-82	1982B	1983-87	1987B	1988-91	1993	1994	1996	1998	2000	ALL
Definitely should be 1		0	0	106	0	448	0	0	206	216	0	976
Probably should be 2		0	0	126	0	633	0	0	363	332	0	1454
Probably should not be 3		0	0	160	0	649	0	0	314	299	0	1422
Definitely should not be . . . 4		0	0	210	0	600	0	0	304	321	0	1435
Can't choose 8		0	0	60	0	171	0	0	85	97	0	413
No answer 9		0	0	15	0	75	0	0	52	19	0	161
Not applicable BK		13626	354	6865	353	3331	1606	2992	1572	1548	2817	35064

H. Give financial assistance to college students from low-income families.

[VAR: AIDCOL]

RESPONSE	PUNCH	YEAR										COL. 3759
		1972-82	1982B	1983-87	1987B	1988-91	1993	1994	1996	1998	2000	ALL
Definitely should be 1		0	0	0	0	347	0	0	428	0	0	775
Probably should be 2		0	0	0	0	638	0	0	624	0	0	1262
Probably should not be 3		0	0	0	0	107	0	0	134	0	0	241
Definitely should not be . . . 4		0	0	0	0	34	0	0	47	0	0	81
Can't Choose 8		0	0	0	0	49	0	0	44	0	0	93
No answer 9		0	0	0	0	42	0	0	55	0	0	97
Not applicable BK		13626	354	7542	353	4690	1606	2992	1572	2832	2817	38384

I. Provide decent housing for those who can't afford it.

[VAR: AIDHOUSE]

RESPONSE	PUNCH	YEAR										COL. 3760
		1972-82	1982B	1983-87	1987B	1988-91	1993	1994	1996	1998	2000	ALL
Definitely should be 1		0	0	0	0	236	0	0	240	0	0	476
Probably should be 2		0	0	0	0	588	0	0	572	0	0	1160
Probably should not be 3		0	0	0	0	231	0	0	295	0	0	526
Definitely should not be . . . 4		0	0	0	0	66	0	0	106	0	0	172
Can't Choose 8		0	0	0	0	57	0	0	61	0	0	118
No answer 9		0	0	0	0	39	0	0	58	0	0	97
Not applicable BK		13626	354	7542	353	4690	1606	2992	1572	2832	2817	38384

REMARKS: Qs. 870A and 870F were also asked as part of the 1989 ISSP module on work orientation; see also Qs. 957-985. Qs. 870A and 870G were included in the 1991 ISSP module on religion; see also Qs. 111D, E, 112, 369, 924C, I, and 1009-1035.

871. What are your personal feelings about...

A. People who organize protests against a government action they strongly oppose.

[VAR: PROTSTRS]

RESPONSE	PUNCH	YEAR										COL. 3761
		1972-82	1982B	1983-87	1987B	1988-91	1993	1994	1996	1998	2000	ALL
Extremely favorable	1	0	0	0	0	107	0	0	0	0	0	107
Favorable	2	0	0	0	0	322	0	0	0	0	0	322
Neither favorable or unfavorable	3	0	0	0	0	412	0	0	0	0	0	412
Unfavorable	4	0	0	0	0	173	0	0	0	0	0	173
Extremely unfavorable	5	0	0	0	0	69	0	0	0	0	0	69
Can't choose	8	0	0	0	0	99	0	0	0	0	0	99
No answer	9	0	0	0	0	35	0	0	0	0	0	35
Not applicable	BK	13626	354	7542	353	4690	1606	2992	2904	2832	2817	39716

B. People who want to overthrow the government by revolution.

[VAR: REVOLTRS]

RESPONSE	PUNCH	YEAR										COL. 3762
		1972-82	1982B	1983-87	1987B	1988-91	1993	1994	1996	1998	2000	ALL
Extremely favorable	1	0	0	0	0	10	0	0	0	0	0	10
Favorable	2	0	0	0	0	25	0	0	0	0	0	25
Neither favorable or unfavorable	3	0	0	0	0	167	0	0	0	0	0	167
Unfavorable	4	0	0	0	0	348	0	0	0	0	0	348
Extremely unfavorable	5	0	0	0	0	574	0	0	0	0	0	574
Can't choose	8	0	0	0	0	59	0	0	0	0	0	59
No answer	9	0	0	0	0	34	0	0	0	0	0	34
Not applicable	BK	13626	354	7542	353	4690	1606	2992	2904	2832	2817	39716

C. People who believe whites are racially superior to all other races.

[VAR: RACISTS]

RESPONSE	PUNCH	YEAR										COL. 3763
		1972-82	1982B	1983-87	1987B	1988-91	1993	1994	1996	1998	2000	ALL
Extremely favorable	1	0	0	0	0	17	0	0	0	0	0	17
Favorable	2	0	0	0	0	45	0	0	0	0	0	45
Neither favorable or unfavorable	3	0	0	0	0	269	0	0	0	0	0	269
Unfavorable	4	0	0	0	0	365	0	0	0	0	0	365
Extremely unfavorable	5	0	0	0	0	437	0	0	0	0	0	437
Can't choose	8	0	0	0	0	50	0	0	0	0	0	50
No answer	9	0	0	0	0	34	0	0	0	0	0	34
Not applicable	BK	13626	354	7542	353	4690	1606	2992	2904	2832	2817	39716

872. In general, how good would you say labor unions are for the country as a whole?

[VAR: UNIONSOK]

RESPONSE	PUNCH	YEAR										COL. 3763
		1972-82	1982B	1983-87	1987B	1988-91	1993	1994	1996	1998	2000	ALL
Excellent	1	0	0	0	0	33	0	0	0	0	0	33
Very good	2	0	0	0	0	183	0	0	0	0	0	183
Fairly good	3	0	0	0	0	593	0	0	0	0	0	593
Not very good	4	0	0	0	0	209	0	0	0	0	0	209
Not good at all	5	0	0	0	0	63	0	0	0	0	0	63
Can't choose	8	0	0	0	0	108	0	0	0	0	0	108
No answer	9	0	0	0	0	28	0	0	0	0	0	28
Not applicable	BK	13626	354	7542	353	4690	1606	2992	2904	2832	2817	39716

873. How interested would you say you personally are in politics?

[VAR: POLINT]

RESPONSE	PUNCH	YEAR										COL. 3764
		1972-82	1982B	1983-87	1987B	1988-91	1993	1994	1996	1998	2000	ALL
Very interested	1	0	0	0	0	147	0	0	190	0	0	337
Fairly interested	2	0	0	0	0	330	0	0	326	0	0	656
Somewhat interested	3	0	0	0	0	408	0	0	398	0	0	806
Not very interested	4	0	0	0	0	200	0	0	241	0	0	441
Not at all interested	5	0	0	0	0	77	0	0	107	0	0	184
Can't choose	8	0	0	0	0	19	0	0	24	0	0	43
No answer	9	0	0	0	0	36	0	0	46	0	0	82
Not applicable	BK	13626	354	7542	353	4690	1606	2992	1572	2832	2817	38384

Would you or would you not do any of the following to protest against a government action you strongly opposed?
PLEASE CHECK ONE BOX ON EACH LINE.

A. Attend a public meeting organized to protest against the government

[VAR: RPRTST1]

RESPONSE	PUNCH	YEAR										COL. 3766
		1972-82	1982B	1983-87	1987B	1988-91	1993	1994	1996	1998	2000	ALL
Definitely would	1	0	0	0	0	0	0	0	410	0	0	410
Probably would	2	0	0	0	0	0	0	0	391	0	0	391
Probably would not	3	0	0	0	0	0	0	0	274	0	0	274
Definitely would not	4	0	0	0	0	0	0	0	204	0	0	204
Can't choose	8	0	0	0	0	0	0	0	43	0	0	43
No answer	9	0	0	0	0	0	0	0	10	0	0	10
Not applicable (Did not do ISSP)	BK	13626	354	7542	353	5907	1606	2992	1572	2832	2817	39601

B. Go on a protest march or demonstration

[VAR: RPRTST3]

RESPONSE	PUNCH	YEAR										COL. 3767
		1972-82	1982B	1983-87	1987B	1988-91	1993	1994	1996	1998	2000	ALL
Definitely would	1	0	0	0	0	0	0	0	277	0	0	277
Probably would	2	0	0	0	0	0	0	0	310	0	0	310
Probably would not	3	0	0	0	0	0	0	0	372	0	0	372
Definitely would not	4	0	0	0	0	0	0	0	305	0	0	305
Can't choose	8	0	0	0	0	0	0	0	40	0	0	40
No answer	9	0	0	0	0	0	0	0	28	0	0	28
Not applicable (Did not do ISSP)	BK	13626	354	7542	353	5907	1606	2992	1572	2832	2817	39601

874. And in the past five years how many times have you done each of the following to protest against a government action you strongly oppose? PLEASE CHECK ONE BOX ON EACH LINE

A. Attended a public meeting organized to protest against the government

[VAR: RPRTST15]

RESPONSE	PUNCH	YEAR										COL. 3768
		1972-82	1982B	1983-87	1987B	1988-91	1993	1994	1996	1998	2000	ALL
Never	1	0	0	0	0	0	0	0	1127	0	0	1127
Once	2	0	0	0	0	0	0	0	118	0	0	118
More than once	3	0	0	0	0	0	0	0	59	0	0	59
No answer	9	0	0	0	0	0	0	0	28	0	0	28
Not applicable (Did not do ISSP)	BK	13626	354	7542	353	5907	1606	2992	1572	2832	2817	39601

B. Gone on a protest march or demonstration

[VAR: RPRTST35]

RESPONSE	PUNCH	YEAR										COL. 3769
		1972-82	1982B	1983-87	1987B	1988-91	1993	1994	1996	1998	2000	ALL
Never	1	0	0	0	0	0	0	0	1177	0	0	1177
Once	2	0	0	0	0	0	0	0	87	0	0	87
More than once	3	0	0	0	0	0	0	0	31	0	0	31
Don't know	8	0	0	0	0	0	0	0	1	0	0	1
No answer	9	0	0	0	0	0	0	0	36	0	0	36
Not applicable (Did not do ISSP)	BK	13626	354	7542	353	5907	1606	2992	1572	2832	2817	39601

875. On the whole, do you think it should or should not be the government's responsibility to impose strict laws to make industry do less damage to the environment? PLEASE CHECK ONLY ONE BOX ONE EACH LINE.

[VAR: GRNLA WS]

RESPONSE	PUNCH	YEAR										COL. 3770
		1972-82	1982B	1983-87	1987B	1988-91	1993	1994	1996	1998	2000	ALL
Definitely should be	1	0	0	0	0	0	0	0	572	0	0	572
Probably should be	2	0	0	0	0	0	0	0	521	0	0	521
Probably should not be	3	0	0	0	0	0	0	0	104	0	0	104
Definitely should not be	4	0	0	0	0	0	0	0	35	0	0	35
Can't choose	8	0	0	0	0	0	0	0	43	0	0	43
No answer	9	0	0	0	0	0	0	0	57	0	0	57
Not applicable (Did not do ISSP)	BK	13626	354	7542	353	5907	1606	2992	1572	2832	2817	39601

876. How much do you agree or disagree with each of the following statements? PLEASE CHECK ONE BOX ON EACH LINE.

A. People like me don't have any say about what the government does

[VAR: POLEFF11]

RESPONSE	PUNCH	YEAR										COL. 3771
		1972-82	1982B	1983-87	1987B	1988-91	1993	1994	1996	1998	2000	ALL
Strongly agree	1	0	0	0	0	0	0	0	219	0	0	219
Agree	2	0	0	0	0	0	0	0	392	0	0	392
Neither agree nor disagree	3	0	0	0	0	0	0	0	189	0	0	189
Disagree	4	0	0	0	0	0	0	0	377	0	0	377
Strongly disagree	5	0	0	0	0	0	0	0	110	0	0	110
Can't choose	8	0	0	0	0	0	0	0	24	0	0	24
No answer	9	0	0	0	0	0	0	0	21	0	0	21
Not applicable (Did not do ISSP)	BK	13626	354	7542	353	5907	1606	2992	1572	2832	2817	39601

B. Even the best politician cannot have much impact because of the way government works

[VAR: POLEFF12]

RESPONSE	PUNCH	YEAR										COL. 3772
		1972-82	1982B	1983-87	1987B	1988-91	1993	1994	1996	1998	2000	ALL
Strongly agree	1	0	0	0	0	0	0	0	128	0	0	128
Agree	2	0	0	0	0	0	0	0	480	0	0	480
Neither agree nor disagree	3	0	0	0	0	0	0	0	242	0	0	242
Disagree	4	0	0	0	0	0	0	0	343	0	0	343
Strongly disagree	5	0	0	0	0	0	0	0	59	0	0	59
Can't choose	8	0	0	0	0	0	0	0	52	0	0	52
No answer	9	0	0	0	0	0	0	0	28	0	0	28
Not applicable (Did not do ISSP)	BK	13626	354	7542	353	5907	1606	2992	1572	2832	2817	39601

C. I feel that I have a pretty good understanding of the important political issues facing our country

[VAR: POLEFF13]

RESPONSE	PUNCH	YEAR										COL. 3773
		1972-82	1982B	1983-87	1987B	1988-91	1993	1994	1996	1998	2000	ALL
Strongly agree	1	0	0	0	0	0	0	0	103	0	0	103
Agree	2	0	0	0	0	0	0	0	596	0	0	596
Neither agree nor disagree .	3	0	0	0	0	0	0	0	286	0	0	286
Disagree	4	0	0	0	0	0	0	0	233	0	0	233
Strongly disagree	5	0	0	0	0	0	0	0	41	0	0	41
Can't choose	8	0	0	0	0	0	0	0	45	0	0	45
No answer	9	0	0	0	0	0	0	0	28	0	0	28
Not applicable (Did not do ISSP)	BK	13626	354	7542	353	5907	1606	2992	1572	2832	2817	39601

D. Elections are a good way of making governments pay attention to what the people think

[VAR: POLEFF14]

RESPONSE	PUNCH	YEAR										COL. 3774
		1972-82	1982B	1983-87	1987B	1988-91	1993	1994	1996	1998	2000	ALL
Strongly agree	1	0	0	0	0	0	0	0	267	0	0	267
Agree	2	0	0	0	0	0	0	0	698	0	0	698
Neither agree nor disagree .	3	0	0	0	0	0	0	0	155	0	0	155
Disagree	4	0	0	0	0	0	0	0	131	0	0	131
Strongly disagree	5	0	0	0	0	0	0	0	26	0	0	26
Can't choose	8	0	0	0	0	0	0	0	26	0	0	26
No answer	9	0	0	0	0	0	0	0	29	0	0	29
Not applicable (Did not do ISSP)	BK	13626	354	7542	353	5907	1606	2992	1572	2832	2817	39601

E. I think most people are better informed about politics and government than I am

[VAR: POLEFF15]

RESPONSE	PUNCH	YEAR										COL. 3775
		1972-82	1982B	1983-87	1987B	1988-91	1993	1994	1996	1998	2000	ALL
Strongly agree	1	0	0	0	0	0	0	0	92	0	0	92
Agree	2	0	0	0	0	0	0	0	323	0	0	323
Neither agree nor disagree .	3	0	0	0	0	0	0	0	348	0	0	348
Disagree	4	0	0	0	0	0	0	0	423	0	0	423
Strongly disagree	5	0	0	0	0	0	0	0	88	0	0	88
Can't choose	8	0	0	0	0	0	0	0	34	0	0	34
No answer	9	0	0	0	0	0	0	0	24	0	0	24
Not applicable (Did not do ISSP)	BK	13626	354	7542	353	5907	1606	2992	1572	2832	2817	39601

F. People we elect to Congress try to keep the promises they have made during the election

[VAR: POLEFF16]

RESPONSE	PUNCH	YEAR										COL. 3776
		1972-82	1982B	1983-87	1987B	1988-91	1993	1994	1996	1998	2000	ALL
Strongly agree	1	0	0	0	0	0	0	0	45	0	0	45
Agree	2	0	0	0	0	0	0	0	277	0	0	277
Neither agree nor disagree .	3	0	0	0	0	0	0	0	271	0	0	271
Disagree	4	0	0	0	0	0	0	0	502	0	0	502
Strongly disagree	5	0	0	0	0	0	0	0	178	0	0	178
Can't choose	8	0	0	0	0	0	0	0	33	0	0	33
No answer	9	0	0	0	0	0	0	0	26	0	0	26
Not applicable (Did not do ISSP)	BK	13626	354	7542	353	5907	1606	2992	1572	2832	2817	39601

G. Most government administrators can be trusted to do what is best for the country

[VAR: POLEFF17]

RESPONSE	PUNCH	YEAR										COL. 3777
		1972-82	1982B	1983-87	1987B	1988-91	1993	1994	1996	1998	2000	ALL
Strongly agree	1	0	0	0	0	0	0	0	39	0	0	39
Agree	2	0	0	0	0	0	0	0	214	0	0	214
Neither agree nor disagree	3	0	0	0	0	0	0	0	326	0	0	326
Disagree	4	0	0	0	0	0	0	0	492	0	0	492
Strongly disagree	5	0	0	0	0	0	0	0	192	0	0	192
Can't choose	8	0	0	0	0	0	0	0	43	0	0	43
No answer	9	0	0	0	0	0	0	0	26	0	0	26
Not applicable (Did not do ISSP)	BK	13626	354	7542	353	5907	1606	2992	1572	2832	2817	39601

877. All in all, how well or badly do you think the system of democracy in America works these days?
PLEASE CHECK ONE BOX ONLY.

[VAR: DEMWORKS]

RESPONSE	PUNCH	YEAR										COL. 3778
		1972-82	1982B	1983-87	1987B	1988-91	1993	1994	1996	1998	2000	ALL
It works well and needs no changes	1	0	0	0	0	0	0	0	57	0	0	57
It works well but needs some changes	2	0	0	0	0	0	0	0	832	0	0	832
It does not work well and needs a lot of changes	3	0	0	0	0	0	0	0	299	0	0	299
It does not work well and needs to be completely changed	4	0	0	0	0	0	0	0	58	0	0	58
Can't choose	8	0	0	0	0	0	0	0	62	0	0	62
No answer	9	0	0	0	0	0	0	0	24	0	0	24
Not applicable (Did not do ISSP)	BK	13626	354	7542	353	5907	1606	2992	1572	2832	2817	39601

And now some questions about taxes.

878. If the government had a choice between reducing taxes or spending more on social programs like health care, social security, and unemployment benefits, which do you think it should do? (We mean all taxes together, including social security, income tax, sales tax, and all the rest.) PLEASE CHECK ONE BOX ONLY.

[VAR: TAXSPEND]

RESPONSE	PUNCH	YEAR										COL. 3779
		1972-82	1982B	1983-87	1987B	1988-91	1993	1994	1996	1998	2000	ALL
Reduce taxes, even if this means spending less on social programs like health care, social security, and unemployment benefits	1	0	0	0	0	0	0	0	408	0	0	408
Spend more on social programs like health care, social security and unemployment benefits, even if this means higher taxes?	2	0	0	0	0	0	0	0	610	0	0	610
Can't choose	8	0	0	0	0	0	0	0	292	0	0	292
No answer	9	0	0	0	0	0	0	0	22	0	0	22
Not applicable (Did not do ISSP)	BK	13626	354	7542	353	5907	1606	2992	1572	2832	2817	39601

879. Do you think each of the following should mainly be run by private organizations or companies, or by the government? PLEASE CHECK ONE BOX ON EACH LINE.

A. Electric Power

[VAR: RUNPOWER]

RESPONSE	PUNCH	YEAR										COL. 3780
		1972-82	1982B	1983-87	1987B	1988-91	1993	1994	1996	1998	2000	ALL
Mainly run by private organizations or companies	1	0	0	0	0	0	0	0	932	0	0	932
Mainly run by the government	2	0	0	0	0	0	0	0	237	0	0	237
Can't choose	8	0	0	0	0	0	0	0	131	0	0	131
No answer	9	0	0	0	0	0	0	0	32	0	0	32
Not applicable (Did not do ISSP)	BK	13626	354	7542	353	5907	1606	2992	1572	2832	2817	39601

B. Hospitals

[VAR: RUNHOSP]

RESPONSE	PUNCH	YEAR										COL. 3781
		1972-82	1982B	1983-87	1987B	1988-91	1993	1994	1996	1998	2000	ALL
Mainly run by private organizations or companies	1	0	0	0	0	0	0	0	853	0	0	853
Mainly run by the government	2	0	0	0	0	0	0	0	303	0	0	303
Can't choose	8	0	0	0	0	0	0	0	139	0	0	139
No answer	9	0	0	0	0	0	0	0	37	0	0	37
Not applicable (Did not do ISSP)	BK	13626	354	7542	353	5907	1606	2992	1572	2832	2817	39601

C. Banks

[VAR: RUNBANKS]

RESPONSE	PUNCH	YEAR										COL. 3782
		1972-82	1982B	1983-87	1987B	1988-91	1993	1994	1996	1998	2000	ALL
Mainly run by private organizations or companies	1	0	0	0	0	0	0	0	902	0	0	902
Mainly run by the government	2	0	0	0	0	0	0	0	256	0	0	256
Can't choose	8	0	0	0	0	0	0	0	133	0	0	133
No answer	9	0	0	0	0	0	0	0	41	0	0	41
Not applicable (Did not do ISSP)	BK	13626	354	7542	353	5907	1606	2992	1572	2832	2817	39601

880. Suppose the level of taxation in America stays the same as it is now. Should the government... PLEASE CHECK ONE BOX ONLY.

[VAR: CUTDEBT]

RESPONSE	PUNCH	YEAR										COL. 3783
		1972-82	1982B	1983-87	1987B	1988-91	1993	1994	1996	1998	2000	ALL
...spend the <u>same</u> amount as now on social programs like health care, social security, and unemployment benefits, even if this means the national deficit or debt stays as it is, . .	1	0	0	0	0	0	0	0	685	0	0	685
...or spend <u>less</u> than now on social programs like health care, social security, and unemployment benefits, so that the national deficit or debt can be reduced?	2	0	0	0	0	0	0	0	400	0	0	400
Can't choose	8	0	0	0	0	0	0	0	209	0	0	209
No answer	9	0	0	0	0	0	0	0	38	0	0	38
Not applicable (Did not do ISSP)	BK	13626	354	7542	353	5907	1606	2992	1572	2832	2817	39601

**1986 ISSP Module: Social Support and Networks
(Qs. 881-898)**

881. Is your mother still alive?

[VAR: MALIVE]

RESPONSE	PUNCH	YEAR										COL. 3784
		1972-82	1982B	1983-87	1987B	1988-91	1993	1994	1996	1998	2000	ALL
Yes (ASK A-C)	1	0	0	895	0	0	0	872	0	0	0	1767
No (GO TO Q. 882)	2	0	0	570	0	0	0	524	0	0	0	1094
Don't know	8	0	0	2	0	0	0	1	0	0	0	3
No answer	9	0	0	3	0	0	0	50	0	0	0	53
Not applicable	BK	13626	354	6072	353	5907	1606	1545	2904	2832	2817	38016

A. How often do you see or visit your mother?

HAND
CARD FM

[VAR: MAVISIT]

RESPONSE	PUNCH	YEAR										COL. 3785-3786
		1972-82	1982B	1983-87	1987B	1988-91	1993	1994	1996	1998	2000	ALL
Lives in the same household (GO TO Q. 882)	01	0	0	105	0	0	0	77	0	0	0	182
Daily	02	0	0	71	0	0	0	56	0	0	0	127
At least several times a week	03	0	0	139	0	0	0	107	0	0	0	246
At least once a week	04	0	0	150	0	0	0	159	0	0	0	309
At least once a month	05	0	0	138	0	0	0	145	0	0	0	283
Several times a year	06	0	0	164	0	0	0	160	0	0	0	324
Less often	07	0	0	125	0	0	0	160	0	0	0	285
Don't know	98	0	0	1	0	0	0	0	0	0	0	1
No answer	99	0	0	5	0	0	0	58	0	0	0	63
Not applicable (Punches 2-8 in Col. 3784)	BK	13626	354	6644	353	5907	1606	2070	2904	2832	2817	39113

B. About how long would it take you to get to where your mother lives? Think of the time it usually takes door to door.

HAND
CARD FN

[VAR: MATIME]

RESPONSE	PUNCH	YEAR										COL. 3787-3788
		1972-82	1982B	1983-87	1987B	1988-91	1993	1994	1996	1998	2000	ALL
Less than 15 minutes	01	0	0	215	0	0	0	0	0	0	0	215
Between 15 and 30 minutes	02	0	0	153	0	0	0	0	0	0	0	153
Between 30 minutes and 1 hour	03	0	0	88	0	0	0	0	0	0	0	88
Between 1-2 hours	04	0	0	61	0	0	0	0	0	0	0	61
Between 2-3 hours	05	0	0	34	0	0	0	0	0	0	0	34
Between 3-5 hours	06	0	0	53	0	0	0	0	0	0	0	53
Between 5-12 hours	07	0	0	83	0	0	0	0	0	0	0	83
Over 12 hours	08	0	0	100	0	0	0	0	0	0	0	100
No answer	99	0	0	5	0	0	0	0	0	0	0	5
Not applicable (Punches 2-8 in Col. 3784 or Punches 0198 in Cols. 3785-3786)	BK	13626	354	6750	353	5907	1606	2992	2904	2832	2817	40141

C. And how often do you have any other contact with your mother besides visiting, either by telephone or letter?

HAND
CARD FO

[VAR: MACALL]

RESPONSE	PUNCH	YEAR									COL. 3789	
		1972-82	1982B	1983-87	1987B	1988-91	1993	1994	1996	1998	2000	ALL
Daily	1	0	0	117	0	0	0	0	0	0	0	117
At least several times a week	2	0	0	187	0	0	0	0	0	0	0	187
At least once a week	3	0	0	222	0	0	0	0	0	0	0	222
At least once a month	4	0	0	168	0	0	0	0	0	0	0	168
Several times a year	5	0	0	37	0	0	0	0	0	0	0	37
Less often	6	0	0	54	0	0	0	0	0	0	0	54
No answer	9	0	0	7	0	0	0	0	0	0	0	7
Not applicable (Punches 2-8 in Col. 3784 or Punches 0198 in Cols. 3785-3786) .	BK	13626	354	6750	353	5907	1606	2992	2904	2832	2817	40141

REMARKS: Card FM contained responses 1-7. Card FN contained responses 1-8. Card FO contained responses 1-6.

882. Is your father still alive?

[VAR: PALIVE]

RESPONSE	PUNCH	YEAR									COL. 3790	
		1972-82	1982B	1983-87	1987B	1988-91	1993	1994	1996	1998	2000	ALL
Yes (ASK A-C)	1	0	0	685	0	0	0	0	0	0	0	685
No (GO TO Q. 883)	2	0	0	765	0	0	0	0	0	0	0	765
Don't know	8	0	0	7	0	0	0	0	0	0	0	7
No answer	9	0	0	13	0	0	0	0	0	0	0	13
Not applicable	BK	13626	354	6072	353	5907	1606	2992	2904	2832	2817	39463

A. How often do you see or visit your father?

HAND
CARD FP

[VAR: PAVISIT]

RESPONSE	PUNCH	YEAR									COL. 3791-3792	
		1972-82	1982B	1983-87	1987B	1988-91	1993	1994	1996	1998	2000	ALL
Lives in the same household (GO TO Q. 883)	01	0	0	65	0	0	0	0	0	0	0	65
Daily	02	0	0	55	0	0	0	0	0	0	0	55
At least several times a week	03	0	0	88	0	0	0	0	0	0	0	88
At least once a week	04	0	0	99	0	0	0	0	0	0	0	99
At least once a month	05	0	0	110	0	0	0	0	0	0	0	110
Several times a year	06	0	0	126	0	0	0	0	0	0	0	126
Less often	07	0	0	140	0	0	0	0	0	0	0	140
No answer	99	0	0	15	0	0	0	0	0	0	0	15
Not applicable (Punches 2-8 in Col. 3790)	BK	13626	354	6844	353	5907	1606	2992	2904	2832	2817	40235

B. About how long would it take you to get to where your father lives? Think of the time it usually takes door to door.

HAND
CARD FQ

[VAR: PATIME]

RESPONSE	PUNCH	YEAR										COL. 3793-3794	
		1972-82	1982B	1983-87	1987B	1988-91	1993	1994	1996	1998	2000	ALL	
Less than 15 minutes	01	0	0	158	0	0	0	0	0	0	0	0	158
Between 15 and 30 minutes	02	0	0	120	0	0	0	0	0	0	0	0	120
Between 30 minutes and 1 hour	03	0	0	64	0	0	0	0	0	0	0	0	64
Between 1-2 hours	04	0	0	42	0	0	0	0	0	0	0	0	42
Between 2-3 hours	05	0	0	24	0	0	0	0	0	0	0	0	24
Between 3-5 hours	06	0	0	44	0	0	0	0	0	0	0	0	44
Between 5-12 hours	07	0	0	68	0	0	0	0	0	0	0	0	68
Over 12 hours	08	0	0	95	0	0	0	0	0	0	0	0	95
Don't know	98	0	0	2	0	0	0	0	0	0	0	0	2
No answer	99	0	0	16	0	0	0	0	0	0	0	0	16
Not applicable (Punches 2-8 in Col. 3790 or Punch 01, in Cols. 3791-3792) .	BK	13626	354	6909	353	5907	1606	2992	2904	2832	2817	40300	

C. And how often do you have any other contact with your father besides visiting, either by telephone or letter?

HAND
CARD FR

[VAR: PACALL]

RESPONSE	PUNCH	YEAR										COL. 3795	
		1972-82	1982B	1983-87	1987B	1988-91	1993	1994	1996	1998	2000	ALL	
Daily	1	0	0	49	0	0	0	0	0	0	0	0	49
At least several times a week	2	0	0	92	0	0	0	0	0	0	0	0	92
At least once a week	3	0	0	180	0	0	0	0	0	0	0	0	180
At least once a month	4	0	0	133	0	0	0	0	0	0	0	0	133
Several times a year	5	0	0	59	0	0	0	0	0	0	0	0	59
Less often	6	0	0	101	0	0	0	0	0	0	0	0	101
No answer	9	0	0	19	0	0	0	0	0	0	0	0	19
Not applicable (Punches 2-8 in Col. 3790 or Punch 01, in Cols. 3791-3792) .	BK	13626	354	6909	353	5907	1606	2992	2904	2832	2817	40300	

REMARKS: Card FP contained responses 1-7. Card FQ contained responses 1-8. Card FR contained responses 1-6.

883. How many sisters age 18 or older do you have? (We mean sisters who are still alive; please include step-sisters, half-sisters, and adopted sisters.)

[VAR: SISNUM]

RESPONSE	PUNCH	YEAR										COL. 3796	
		1972-82	1982B	1983-87	1987B	1988-91	1993	1994	1996	1998	2000	ALL	
0 (GO TO Q.884)	0	0	0	413	0	0	0	0	0	0	0	0	413
1 (ASK A-C)	1	0	0	438	0	0	0	0	0	0	0	0	438
2 (ASK A-C)	2	0	0	305	0	0	0	0	0	0	0	0	305
3 (ASK A-C)	3	0	0	148	0	0	0	0	0	0	0	0	148
4 (ASK A-C)	4	0	0	74	0	0	0	0	0	0	0	0	74
5 or more (ASK A-C)	5	0	0	85	0	0	0	0	0	0	0	0	85
Don't know	8	0	0	2	0	0	0	0	0	0	0	0	2
No answer	9	0	0	5	0	0	0	0	0	0	0	0	5
Not applicable	BK	13626	354	6072	353	5907	1606	2992	2904	2832	2817	39463	

The following questions are about your sister. If you have more than one adult sister, please think about the sister you have the most contact with.

A. How often do you see or visit with your sister?

HAND
CARD FS

[VAR: SISVISIT]

RESPONSE	PUNCH	YEAR									COL. 3797-3798	
		1972-82	1982B	1983-87	1987B	1988-91	1993	1994	1996	1998	2000	ALL
Lives in the same household (GO TO Q. 884)	01	0	0	25	0	0	0	0	0	0	0	25
Daily	02	0	0	67	0	0	0	0	0	0	0	67
At least several times a week	03	0	0	95	0	0	0	0	0	0	0	95
At least once a week	04	0	0	145	0	0	0	0	0	0	0	145
At least once a month	05	0	0	214	0	0	0	0	0	0	0	214
Several times a year	06	0	0	229	0	0	0	0	0	0	0	229
Less often	07	0	0	272	0	0	0	0	0	0	0	272
Don't know	98	0	0	1	0	0	0	0	0	0	0	1
No answer	99	0	0	9	0	0	0	0	0	0	0	9
Not applicable (Punch 0 in Col. 3796)	BK	13626	354	6485	353	5907	1606	2992	2904	2832	2817	39876

B. About how long would it take you to get to where your sister lives? Think of the time it usually takes door to door.

HAND
CARD FT

[VAR: SISTIME]

RESPONSE	PUNCH	YEAR									COL. 3799-3800	
		1972-82	1982B	1983-87	1987B	1988-91	1993	1994	1996	1998	2000	ALL
Less than 15 minutes	01	0	0	207	0	0	0	0	0	0	0	207
Between 15 and 30 minutes	02	0	0	182	0	0	0	0	0	0	0	182
Between 30 minutes and 1 hour	03	0	0	135	0	0	0	0	0	0	0	135
Between 1-2 hours	04	0	0	84	0	0	0	0	0	0	0	84
Between 2-3 hours	05	0	0	60	0	0	0	0	0	0	0	60
Between 3-5 hours	06	0	0	76	0	0	0	0	0	0	0	76
Between 5-12 hours	07	0	0	117	0	0	0	0	0	0	0	117
Over 12 hours	08	0	0	155	0	0	0	0	0	0	0	155
Don't Know	98	0	0	3	0	0	0	0	0	0	0	3
No answer	99	0	0	12	0	0	0	0	0	0	0	12
Not applicable (Punch 0 in Col. 3796 or Punch 1, 98 in Cols. 3797-3798)	BK	13626	354	6511	353	5907	1606	2992	2904	2832	2817	39902

C. And how often do you have any other contact with your sister besides visiting, either by telephone or letter?

HAND
CARD FU

[VAR: SISCALL]

RESPONSE	PUNCH	YEAR										COL. 3801
		1972-82	1982B	1983-87	1987B	1988-91	1993	1994	1996	1998	2000	ALL
Daily	1	0	0	98	0	0	0	0	0	0	0	98
At least several times a week	2	0	0	136	0	0	0	0	0	0	0	136
At least once a week	3	0	0	194	0	0	0	0	0	0	0	194
At least once a month	4	0	0	253	0	0	0	0	0	0	0	253
Several times a year	5	0	0	181	0	0	0	0	0	0	0	181
Less often	6	0	0	156	0	0	0	0	0	0	0	156
No answer	9	0	0	13	0	0	0	0	0	0	0	13
Not applicable (Punch 0 in Col. 3796 or Punch 1, 98 in Cols. 3797-3798)	BK	13626	354	6511	353	5907	1606	2992	2904	2832	2817	39902

REMARKS: Card FS contained responses 1-7. Card FT contained responses 1-8. Card FU contained responses 1-6.

884. How many brothers age 18 or older do you have? (We mean brothers who are still alive; please include step-brothers, half-brothers, and adopted brothers.)

[VAR: BRONUM]

RESPONSE	PUNCH	YEAR										COL. 3802
		1972-82	1982B	1983-87	1987B	1988-91	1993	1994	1996	1998	2000	ALL
0 (GO TO Q. 885)	0	0	0	430	0	0	0	0	0	0	0	430
1 (ASK A-C)	1	0	0	459	0	0	0	0	0	0	0	459
2 (ASK A-C)	2	0	0	281	0	0	0	0	0	0	0	281
3 (ASK A-C)	3	0	0	153	0	0	0	0	0	0	0	153
4 (ASK A-C)	4	0	0	66	0	0	0	0	0	0	0	66
5 or more (ASK A-C)	5	0	0	74	0	0	0	0	0	0	0	74
Don't know	8	0	0	2	0	0	0	0	0	0	0	2
No answer	9	0	0	5	0	0	0	0	0	0	0	5
Not applicable	BK	13626	354	6072	353	5907	1606	2992	2904	2832	2817	39463

The following questions are about your brother. If you have more than one adult brother, please think about the brother you have the most contact with.

A. How often do you see or visit with your brother?

HAND
CARD FV

[VAR: BROVISIT]

RESPONSE	PUNCH	YEAR										COL. 3803-3804
		1972-82	1982B	1983-87	1987B	1988-91	1993	1994	1996	1998	2000	ALL
Lives in the same household (GO TO Q. 885)	01	0	0	32	0	0	0	0	0	0	0	32
Daily	02	0	0	52	0	0	0	0	0	0	0	52
At least several times a week	03	0	0	81	0	0	0	0	0	0	0	81
At least once a week	04	0	0	128	0	0	0	0	0	0	0	128
At least once a month	05	0	0	194	0	0	0	0	0	0	0	194
Several times a year	06	0	0	257	0	0	0	0	0	0	0	257
Less often	07	0	0	289	0	0	0	0	0	0	0	289
Don't know	98	0	0	0	0	0	0	0	0	0	0	0
No answer	99	0	0	7	0	0	0	0	0	0	0	7
Not applicable (Punch 0 in Col. 3802)	BK	13626	354	6502	353	5907	1606	2992	2904	2832	2817	39893

B. About how long would it take you to get to where your brother lives? Think of the time it usually takes door to door.

HAND
CARD FW

[VAR: BROTIME]

RESPONSE	PUNCH	YEAR										COL. 3805-3806
		1972-82	1982B	1983-87	1987B	1988-91	1993	1994	1996	1998	2000	ALL
Less than 15 minutes	01	0	0	195	0	0	0	0	0	0	0	195
Between 15 and 30 minutes	02	0	0	165	0	0	0	0	0	0	0	165
Between 30 minutes and 1 hour	03	0	0	131	0	0	0	0	0	0	0	131
Between 1-2 hours	04	0	0	92	0	0	0	0	0	0	0	92
Between 2-3 hours	05	0	0	54	0	0	0	0	0	0	0	54
Between 3-5 hours	06	0	0	62	0	0	0	0	0	0	0	62
Between 5-12 hours	07	0	0	113	0	0	0	0	0	0	0	113
Over 12 hours	08	0	0	180	0	0	0	0	0	0	0	180
Don't Know	98	0	0	7	0	0	0	0	0	0	0	7
No answer	99	0	0	9	0	0	0	0	0	0	0	9
Not applicable (Punch 0 in Col. 3802 or Punch 1 in Cols. 3803-3804)	BK	13626	354	6534	353	5907	1606	2992	2904	2832	2817	39925

C. And how often do you have any other contact with your brother besides visiting, either by telephone or letter?

HAND
CARD FX

[VAR: BROCALL]

RESPONSE	PUNCH	YEAR										COL. 3807
		1972-82	1982B	1983-87	1987B	1988-91	1993	1994	1996	1998	2000	ALL
Daily	1	0	0	42	0	0	0	0	0	0	0	42
At least several times a week	2	0	0	77	0	0	0	0	0	0	0	77
At least once a week	3	0	0	175	0	0	0	0	0	0	0	175
At least once a month	4	0	0	254	0	0	0	0	0	0	0	254
Several times a year	5	0	0	227	0	0	0	0	0	0	0	227
Less often	6	0	0	222	0	0	0	0	0	0	0	222
Don't know	8	0	0	1	0	0	0	0	0	0	0	1
No answer	9	0	0	10	0	0	0	0	0	0	0	10
Not applicable (Punch 0 Col. 3802 or Punch 1 in Cols. 3803-3804)	BK	13626	354	6534	353	5907	1606	2992	2904	2832	2817	39925

REMARKS: Card FV contained responses 1-7. Card FW contained responses 1-8. Card FX contained responses 1-6.

885. How many daughters age 18 or older do you have? (We mean daughters who are still alive; please include step-daughters, half-daughters and adopted daughters.)

[VAR: DAUNUM]

RESPONSE	PUNCH	YEAR										COL. 3808
		1972-82	1982B	1983-87	1987B	1988-91	1993	1994	1996	1998	2000	ALL
0 (GO TO Q. 886)	0	0	0	978	0	0	0	0	0	0	0	978
1 (ASK A-C)	1	0	0	254	0	0	0	0	0	0	0	254
2 (ASK A-C)	2	0	0	132	0	0	0	0	0	0	0	132
3 (ASK A-C)	3	0	0	63	0	0	0	0	0	0	0	63
4 (ASK A-C)	4	0	0	23	0	0	0	0	0	0	0	23
5 or more (ASK A-C)	5	0	0	17	0	0	0	0	0	0	0	17
No answer	9	0	0	3	0	0	0	0	0	0	0	3
Not applicable	BK	13626	354	6072	353	5907	1606	2992	2904	2832	2817	39463

The following questions are about your daughter. If you have more than one adult daughter, please think about the daughter you have the most contact with.

A. How often do you see or visit with your daughter?

HAND
CARD FY

[VAR: DAUVISIT]

RESPONSE	PUNCH	YEAR										COL. 3809-3810
		1972-82	1982B	1983-87	1987B	1988-91	1993	1994	1996	1998	2000	ALL
Lives in the same household (GO TO Q. 886)	01	0	0	69	0	0	0	0	0	0	0	69
Daily	02	0	0	66	0	0	0	0	0	0	0	66
At least several times a week	03	0	0	78	0	0	0	0	0	0	0	78
At least once a week	04	0	0	78	0	0	0	0	0	0	0	78
At least once a month	05	0	0	71	0	0	0	0	0	0	0	71
Several times a year	06	0	0	70	0	0	0	0	0	0	0	70
Less often	07	0	0	57	0	0	0	0	0	0	0	57
No answer	99	0	0	3	0	0	0	0	0	0	0	3
Not applicable (Punch 0 in Col. 3808)	BK	13626	354	7050	353	5907	1606	2992	2904	2832	2817	40441

B. About how long would it take you to get to where your daughter lives? Think of the time it usually takes door to door.

HAND
CARD FZ

[VAR: DAUTIME]

RESPONSE	PUNCH	YEAR										COL. 3811-3812	
		1972-82	1982B	1983-87	1987B	1988-91	1993	1994	1996	1998	2000	ALL	
Less than 15 minutes	01	0	0	111	0	0	0	0	0	0	0	0	111
Between 15 and 30 minutes	02	0	0	89	0	0	0	0	0	0	0	0	89
Between 30 minutes and 1 hour	03	0	0	56	0	0	0	0	0	0	0	0	56
Between 1-2 hours	04	0	0	25	0	0	0	0	0	0	0	0	25
Between 2-3 hours	05	0	0	28	0	0	0	0	0	0	0	0	28
Between 3-5 hours	06	0	0	21	0	0	0	0	0	0	0	0	21
Between 5-12 hours	07	0	0	36	0	0	0	0	0	0	0	0	36
Over 12 hours	08	0	0	49	0	0	0	0	0	0	0	0	49
Don't Know	98	0	0	2	0	0	0	0	0	0	0	0	2
No answer	99	0	0	6	0	0	0	0	0	0	0	0	6
Not applicable (Punch 0 in Col. 3808 or Punch 1 in Cols. 3809-3810)	BK	13626	354	7119	353	5907	1606	2992	2904	2832	2817	40510	

C. And how often do you have any other contact with your daughter besides visiting, either by telephone or letter?

HAND
CARD GA

[VAR: DAUCALL]

RESPONSE	PUNCH	YEAR										COL. 3813	
		1972-82	1982B	1983-87	1987B	1988-91	1993	1994	1996	1998	2000	ALL	
Daily	1	0	0	109	0	0	0	0	0	0	0	0	109
At least several times a week	2	0	0	95	0	0	0	0	0	0	0	0	95
At least once a week	3	0	0	100	0	0	0	0	0	0	0	0	100
At least once a month	4	0	0	58	0	0	0	0	0	0	0	0	58
Several times a year	5	0	0	18	0	0	0	0	0	0	0	0	18
Less often	6	0	0	37	0	0	0	0	0	0	0	0	37
No answer	9	0	0	6	0	0	0	0	0	0	0	0	6
Not applicable (Punch 0 in Col. 3808 or Punch 1 in Cols. 3809-3810)	BK	13626	354	7119	353	5907	1606	2992	2904	2832	2817	40510	

REMARKS: Card FY contained responses 1-7. Card FZ contained responses 1-8. Card GA contained responses 1-6.

886. How many sons age 18 or older do you have? (We mean sons who are still alive; please include step-sons, half-sons, and adopted sons.)

[VAR: SONNUM]

RESPONSE	PUNCH	YEAR										COL. 3814	
		1972-82	1982B	1983-87	1987B	1988-91	1993	1994	1996	1998	2000	ALL	
0 (GO TO Q. 887)	0	0	0	973	0	0	0	0	0	0	0	0	973
1 (ASK A-C)	1	0	0	237	0	0	0	0	0	0	0	0	237
2 (ASK A-C)	2	0	0	150	0	0	0	0	0	0	0	0	150
3 (ASK A-C)	3	0	0	55	0	0	0	0	0	0	0	0	55
4 (ASK A-C)	4	0	0	30	0	0	0	0	0	0	0	0	30
5 or more (ASK A-C)	5	0	0	22	0	0	0	0	0	0	0	0	22
Don't know	8	0	0	0	0	0	0	0	0	0	0	0	0
No answer	9	0	0	3	0	0	0	0	0	0	0	0	3
Not applicable	BK	13626	354	6072	353	5907	1606	2992	2904	2832	2817	39463	

The following questions are about your son. If you have more than one adult son, please think about the son you have the most contact with.

A. How often do you see or visit with your son?

HAND
CARD GB

[VAR: SONVISIT]

RESPONSE	PUNCH	YEAR										COL. 3815-3816
		1972-82	1982B	1983-87	1987B	1988-91	1993	1994	1996	1998	2000	ALL
Lives in the same household (GO TO Q. 887)	01	0	0	103	0	0	0	0	0	0	0	103
Daily	02	0	0	59	0	0	0	0	0	0	0	59
At least several times a week	03	0	0	57	0	0	0	0	0	0	0	57
At least once a week	04	0	0	70	0	0	0	0	0	0	0	70
At least once a month	05	0	0	65	0	0	0	0	0	0	0	65
Several times a year	06	0	0	79	0	0	0	0	0	0	0	79
Less often	07	0	0	59	0	0	0	0	0	0	0	59
No answer	99	0	0	5	0	0	0	0	0	0	0	5
Not applicable (Punch 0 in Col. 3814)	BK	13626	354	7045	353	5907	1606	2992	2904	2832	2817	40436

B. About how long would it take you to get to where your son lives? Think of the time it usually takes door to door.

HAND
CARD GC

[VAR: SONTIME]

RESPONSE	PUNCH	YEAR										COL. 3817-3818
		1972-82	1982B	1983-87	1987B	1988-91	1993	1994	1996	1998	2000	ALL
Less than 15 minutes	01	0	0	103	0	0	0	0	0	0	0	103
Between 15 and 30 minutes	02	0	0	63	0	0	0	0	0	0	0	63
Between 30 minutes and 1 hour	03	0	0	45	0	0	0	0	0	0	0	45
Between 1-2 hours	04	0	0	30	0	0	0	0	0	0	0	30
Between 2-3 hours	05	0	0	28	0	0	0	0	0	0	0	28
Between 3-5 hours	06	0	0	23	0	0	0	0	0	0	0	23
Between 5-12 hours	07	0	0	30	0	0	0	0	0	0	0	30
Over 12 hours	08	0	0	64	0	0	0	0	0	0	0	64
Don't Know	98	0	0	1	0	0	0	0	0	0	0	1
No answer	99	0	0	7	0	0	0	0	0	0	0	7
Not applicable (Punch 0 in Col. 3814 or Punch 1 in Cols. 3815-3816)	BK	13626	354	7148	353	5907	1606	2992	2904	2832	2817	40539

C. And how often do you have any other contact with your son besides visiting, either by telephone or letter?

HAND
CARD GD

[VAR: SONCALL]

RESPONSE	PUNCH	YEAR									COL. 3819	
		1972-82	1982B	1983-87	1987B	1988-91	1993	1994	1996	1998	2000	ALL
Daily	1	0	0	57	0	0	0	0	0	0	0	57
At least several times a week	2	0	0	86	0	0	0	0	0	0	0	86
At least once a week	3	0	0	100	0	0	0	0	0	0	0	100
At least once a month	4	0	0	73	0	0	0	0	0	0	0	73
Several times a year	5	0	0	37	0	0	0	0	0	0	0	37
Less often	6	0	0	34	0	0	0	0	0	0	0	34
No answer	9	0	0	7	0	0	0	0	0	0	0	7
Not applicable (Punch 0 in Col. 3814 or Punch 1 in Cols. 3815-3816)	BK	13626	354	7148	353	5907	1606	2992	2904	2832	2817	40539

REMARKS: Card GB contained responses 1-7. Card GC contained responses 1-8. Card GD contained responses 1-6.

887. Which of these statements applies to you? CODE ONE ONLY.

HAND
CARD GE

- A. I am married and living in the same household as my husband or wife.....1
- B. I am living as married and my partner and I together live in the same household.....2
- C. I have a husband or wife or steady partner but we don't live in the same household.....3
- D. I don't have a steady partner.....4

[VAR: POSSLQ]

RESPONSE	PUNCH	YEAR									COL. 3820	
		1972-82	1982B	1983-87	1987B	1988-91	1993	1994	1996	1998	2000	ALL
Married, together	1	0	0	810	0	0	0	0	0	0	1027	1837
Partner, together	2	0	0	48	0	0	0	0	0	0	224	272
Married/Partner Apart	3	0	0	104	0	0	0	0	0	0	213	317
No Partner	4	0	0	490	0	0	0	0	0	0	905	1395
Don't Know	8	0	0	0	0	0	0	0	0	0	1	1
No answer	9	0	0	18	0	0	0	0	0	0	178	196
Not applicable	BK	13626	354	6072	353	5907	1606	2992	2904	2832	269	36915

REMARKS: Card GE contained responses 1-4.

888. Now thinking of all your adult relatives -- those still living and age 18 or older.

How many of each do you have? READ EACH ITEM. CODE A NUMBER OR ZERO FOR EACH.

A. Grandmother; grandfather

[VAR: GRPARNUM]

RESPONSE	PUNCH	YEAR										COL. 3821-3822	
		1972-82	1982B	1983-87	1987B	1988-91	1993	1994	1996	1998	2000	ALL	
0	0	0	0	1028	0	0	0	0	0	0	0	0	1028
1	1	0	0	220	0	0	0	0	0	0	0	0	220
2	2	0	0	136	0	0	0	0	0	0	0	0	136
3	3	0	0	47	0	0	0	0	0	0	0	0	47
4	4	0	0	25	0	0	0	0	0	0	0	0	25
5	5	0	0	2	0	0	0	0	0	0	0	0	2
6	6	0	0	3	0	0	0	0	0	0	0	0	3
8	8	0	0	1	0	0	0	0	0	0	0	0	1
9	9	0	0	1	0	0	0	0	0	0	0	0	1
Don't know	98	0	0	1	0	0	0	0	0	0	0	0	1
No answer	99	0	0	6	0	0	0	0	0	0	0	0	6
Not applicable	BK	13626	354	6072	353	5907	1606	2992	2904	2832	2817	39463	

B. Adult Grandchildren

[VAR: GRKIDNUM]

RESPONSE	PUNCH	YEAR										COL. 3823-3824	
		1972-82	1982B	1983-87	1987B	1988-91	1993	1994	1996	1998	2000	ALL	
0	0	0	0	1249	0	0	0	0	0	0	0	0	1249
1	1	0	0	55	0	0	0	0	0	0	0	0	55
2	2	0	0	39	0	0	0	0	0	0	0	0	39
3	3	0	0	23	0	0	0	0	0	0	0	0	23
4	4	0	0	13	0	0	0	0	0	0	0	0	13
5	5	0	0	16	0	0	0	0	0	0	0	0	16
6	6	0	0	14	0	0	0	0	0	0	0	0	14
7	7	0	0	7	0	0	0	0	0	0	0	0	7
8	8	0	0	10	0	0	0	0	0	0	0	0	10
9	9	0	0	4	0	0	0	0	0	0	0	0	4
10	10	0	0	3	0	0	0	0	0	0	0	0	3
11	11	0	0	3	0	0	0	0	0	0	0	0	3
12	12	0	0	3	0	0	0	0	0	0	0	0	3
13	13	0	0	2	0	0	0	0	0	0	0	0	2
14	14	0	0	2	0	0	0	0	0	0	0	0	2
15	15	0	0	2	0	0	0	0	0	0	0	0	2
16	16	0	0	2	0	0	0	0	0	0	0	0	2
20	20	0	0	1	0	0	0	0	0	0	0	0	1
23	23	0	0	1	0	0	0	0	0	0	0	0	1
31	31	0	0	1	0	0	0	0	0	0	0	0	1
60	60	0	0	1	0	0	0	0	0	0	0	0	1
Number unknown, but 1 +	97	0	0	7	0	0	0	0	0	0	0	0	7
Don't know	98	0	0	3	0	0	0	0	0	0	0	0	3
No answer	99	0	0	9	0	0	0	0	0	0	0	0	9
Not applicable	BK	13626	354	6072	353	5907	1606	2992	2904	2832	2817	39463	

C. Aunts, Uncles

[VAR: UNAUNUM]

RESPONSE	PUNCH	YEAR										COL. 3825-3826	
		1972-82	1982B	1983-87	1987B	1988-91	1993	1994	1996	1998	2000	ALL	
0	0	0	0	298	0	0	0	0	0	0	0	0	298
1	1	0	0	124	0	0	0	0	0	0	0	0	124
2	2	0	0	117	0	0	0	0	0	0	0	0	117
3	3	0	0	95	0	0	0	0	0	0	0	0	95
4	4	0	0	122	0	0	0	0	0	0	0	0	122
5	5	0	0	111	0	0	0	0	0	0	0	0	111
6	6	0	0	86	0	0	0	0	0	0	0	0	86
7	7	0	0	51	0	0	0	0	0	0	0	0	51
8	8	0	0	57	0	0	0	0	0	0	0	0	57
9	9	0	0	33	0	0	0	0	0	0	0	0	33
10	10	0	0	76	0	0	0	0	0	0	0	0	76
11	11	0	0	16	0	0	0	0	0	0	0	0	16
12	12	0	0	46	0	0	0	0	0	0	0	0	46
13	13	0	0	15	0	0	0	0	0	0	0	0	15
14	14	0	0	13	0	0	0	0	0	0	0	0	13
15	15	0	0	33	0	0	0	0	0	0	0	0	33
16	16	0	0	19	0	0	0	0	0	0	0	0	19
17	17	0	0	15	0	0	0	0	0	0	0	0	15
18	18	0	0	12	0	0	0	0	0	0	0	0	12
19	19	0	0	2	0	0	0	0	0	0	0	0	2
20	20	0	0	53	0	0	0	0	0	0	0	0	53
21	21	0	0	2	0	0	0	0	0	0	0	0	2
22	22	0	0	5	0	0	0	0	0	0	0	0	5
24	24	0	0	7	0	0	0	0	0	0	0	0	7
25	25	0	0	9	0	0	0	0	0	0	0	0	9
26	26	0	0	2	0	0	0	0	0	0	0	0	2
28	28	0	0	4	0	0	0	0	0	0	0	0	4
30	30	0	0	8	0	0	0	0	0	0	0	0	8
32	32	0	0	1	0	0	0	0	0	0	0	0	1
34	34	0	0	2	0	0	0	0	0	0	0	0	2
35	35	0	0	1	0	0	0	0	0	0	0	0	1
36	36	0	0	1	0	0	0	0	0	0	0	0	1
38	38	0	0	2	0	0	0	0	0	0	0	0	2
40	40	0	0	5	0	0	0	0	0	0	0	0	5
48	48	0	0	1	0	0	0	0	0	0	0	0	1
50	50	0	0	4	0	0	0	0	0	0	0	0	4
55	55	0	0	1	0	0	0	0	0	0	0	0	1
64	64	0	0	1	0	0	0	0	0	0	0	0	1
70	70	0	0	1	0	0	0	0	0	0	0	0	1
96 or more	96	0	0	1	0	0	0	0	0	0	0	0	1
Number unknown, but 1 +	97	0	0	1	0	0	0	0	0	0	0	0	1
Don't know	98	0	0	9	0	0	0	0	0	0	0	0	9
No answer	99	0	0	8	0	0	0	0	0	0	0	0	8
Not applicable	BK	13626	354	6072	353	5907	1606	2992	2904	2832	2817	39463	

D. Parents-in-Law and Adult Brothers- and Sisters-in-Law

[VAR: INLAWNUM]

RESPONSE	PUNCH	YEAR										COL. 3827-3828 ALL		
		1972-82	1982B	1983-87	1987B	1988-91	1993	1994	1996	1998	2000			
0	0	0	0	305	0	0	0	0	0	0	0	0	0	305
1	1	0	0	161	0	0	0	0	0	0	0	0	0	161
2	2	0	0	169	0	0	0	0	0	0	0	0	0	169
3	3	0	0	133	0	0	0	0	0	0	0	0	0	133
4	4	0	0	116	0	0	0	0	0	0	0	0	0	116
5	5	0	0	127	0	0	0	0	0	0	0	0	0	127
6	6	0	0	130	0	0	0	0	0	0	0	0	0	130
7	7	0	0	64	0	0	0	0	0	0	0	0	0	64
8	8	0	0	65	0	0	0	0	0	0	0	0	0	65
9	9	0	0	36	0	0	0	0	0	0	0	0	0	36
10	10	0	0	52	0	0	0	0	0	0	0	0	0	52
11	11	0	0	21	0	0	0	0	0	0	0	0	0	21
12	12	0	0	18	0	0	0	0	0	0	0	0	0	18
13	13	0	0	11	0	0	0	0	0	0	0	0	0	11
14	14	0	0	5	0	0	0	0	0	0	0	0	0	5
15	15	0	0	7	0	0	0	0	0	0	0	0	0	7
16	16	0	0	11	0	0	0	0	0	0	0	0	0	11
17	17	0	0	3	0	0	0	0	0	0	0	0	0	3
18	18	0	0	1	0	0	0	0	0	0	0	0	0	1
19	19	0	0	3	0	0	0	0	0	0	0	0	0	3
20	20	0	0	10	0	0	0	0	0	0	0	0	0	10
22	22	0	0	1	0	0	0	0	0	0	0	0	0	1
23	23	0	0	1	0	0	0	0	0	0	0	0	0	1
24	24	0	0	4	0	0	0	0	0	0	0	0	0	4
29	29	0	0	1	0	0	0	0	0	0	0	0	0	1
30	30	0	0	1	0	0	0	0	0	0	0	0	0	1
35	35	0	0	1	0	0	0	0	0	0	0	0	0	1
Number unknown,														
0 but 1 +	97	0	0	5	0	0	0	0	0	0	0	0	0	5
Don't know	98	0	0	4	0	0	0	0	0	0	0	0	0	4
No answer	99	0	0	4	0	0	0	0	0	0	0	0	0	4
Not applicable	BK	13626	354	6072	353	5907	1606	2992	2904	2832	2817	39463		

E. Adult nieces, nephews, cousins, and other relatives

[VAR: RELNUM]

RESPONSE	PUNCH	YEAR										COL. 3829-3830	
		1972-82	1982B	1983-87	1987B	1988-91	1993	1994	1996	1998	2000	ALL	
0	0	0	0	136	0	0	0	0	0	0	0	0	136
1	1	0	0	24	0	0	0	0	0	0	0	0	24
2	2	0	0	55	0	0	0	0	0	0	0	0	55
3	3	0	0	50	0	0	0	0	0	0	0	0	50
4	4	0	0	60	0	0	0	0	0	0	0	0	60
5	5	0	0	61	0	0	0	0	0	0	0	0	61
6	6	0	0	56	0	0	0	0	0	0	0	0	56
7	7	0	0	41	0	0	0	0	0	0	0	0	41
8	8	0	0	48	0	0	0	0	0	0	0	0	48
9	9	0	0	31	0	0	0	0	0	0	0	0	31
10	10	0	0	113	0	0	0	0	0	0	0	0	113
11	11	0	0	21	0	0	0	0	0	0	0	0	21
12	12	0	0	53	0	0	0	0	0	0	0	0	53
13	13	0	0	14	0	0	0	0	0	0	0	0	14
14	14	0	0	21	0	0	0	0	0	0	0	0	21
15	15	0	0	68	0	0	0	0	0	0	0	0	68
16	16	0	0	17	0	0	0	0	0	0	0	0	17
17	17	0	0	12	0	0	0	0	0	0	0	0	12
18	18	0	0	14	0	0	0	0	0	0	0	0	14
19	19	0	0	1	0	0	0	0	0	0	0	0	1
20	20	0	0	124	0	0	0	0	0	0	0	0	124
21	21	0	0	12	0	0	0	0	0	0	0	0	12
22	22	0	0	11	0	0	0	0	0	0	0	0	11
23	23	0	0	7	0	0	0	0	0	0	0	0	7
24	24	0	0	11	0	0	0	0	0	0	0	0	11
25	25	0	0	52	0	0	0	0	0	0	0	0	52
26	26	0	0	5	0	0	0	0	0	0	0	0	5
27	27	0	0	4	0	0	0	0	0	0	0	0	4
28	28	0	0	1	0	0	0	0	0	0	0	0	1
29	29	0	0	1	0	0	0	0	0	0	0	0	1
30	30	0	0	73	0	0	0	0	0	0	0	0	73
31	31	0	0	3	0	0	0	0	0	0	0	0	3
32	32	0	0	3	0	0	0	0	0	0	0	0	3
33	33	0	0	2	0	0	0	0	0	0	0	0	2
34	34	0	0	1	0	0	0	0	0	0	0	0	1
35	35	0	0	9	0	0	0	0	0	0	0	0	9
36	36	0	0	1	0	0	0	0	0	0	0	0	1
37	37	0	0	1	0	0	0	0	0	0	0	0	1
38	38	0	0	1	0	0	0	0	0	0	0	0	1
39	39	0	0	1	0	0	0	0	0	0	0	0	1
40	40	0	0	45	0	0	0	0	0	0	0	0	45
41	41	0	0	3	0	0	0	0	0	0	0	0	3
42	42	0	0	2	0	0	0	0	0	0	0	0	2
44	44	0	0	1	0	0	0	0	0	0	0	0	1
45	45	0	0	6	0	0	0	0	0	0	0	0	6
47	47	0	0	2	0	0	0	0	0	0	0	0	2
48	48	0	0	1	0	0	0	0	0	0	0	0	1
50	50	0	0	53	0	0	0	0	0	0	0	0	53
51	51	0	0	1	0	0	0	0	0	0	0	0	1
55	55	0	0	6	0	0	0	0	0	0	0	0	6
59	59	0	0	1	0	0	0	0	0	0	0	0	1
60	60	0	0	11	0	0	0	0	0	0	0	0	11
62	62	0	0	1	0	0	0	0	0	0	0	0	1
63	63	0	0	1	0	0	0	0	0	0	0	0	1
65	65	0	0	1	0	0	0	0	0	0	0	0	1
70	70	0	0	7	0	0	0	0	0	0	0	0	7
75	75	0	0	9	0	0	0	0	0	0	0	0	9
80	80	0	0	2	0	0	0	0	0	0	0	0	2
85	85	0	0	5	0	0	0	0	0	0	0	0	5
87	87	0	0	1	0	0	0	0	0	0	0	0	1
89	89	0	0	1	0	0	0	0	0	0	0	0	1
90	90	0	0	2	0	0	0	0	0	0	0	0	2
96 or more	96	0	0	28	0	0	0	0	0	0	0	0	28
Number unknown, but 1 +	97	0	0	19	0	0	0	0	0	0	0	0	19
Don't know	98	0	0	36	0	0	0	0	0	0	0	0	36
No answer	99	0	0	6	0	0	0	0	0	0	0	0	6
Not applicable	BK	13626	354	6072	353	5907	1606	2992	2904	2832	2817	39463	

889. Thinking of all the adult relatives, which one do you have the most contact with?

HAND
CARD GF

[VAR: RELMOST]

RESPONSE	PUNCH	YEAR										COL. 3831-3832
		1972-82	1982B	1983-87	1987B	1988-91	1993	1994	1996	1998	2000	ALL
Grandmother	1	0	0	110	0	0	0	0	0	0	0	110
Grandfather	2	0	0	19	0	0	0	0	0	0	0	19
Granddaughter	3	0	0	68	0	0	0	0	0	0	0	68
Grandson	4	0	0	44	0	0	0	0	0	0	0	44
Aunt	5	0	0	149	0	0	0	0	0	0	0	149
Uncle	6	0	0	54	0	0	0	0	0	0	0	54
Mother-in-Law	7	0	0	213	0	0	0	0	0	0	0	213
Father-in-Law	8	0	0	47	0	0	0	0	0	0	0	47
Sister-in-Law	9	0	0	198	0	0	0	0	0	0	0	198
Brother-in-Law	10	0	0	137	0	0	0	0	0	0	0	137
Other adult female relative	11	0	0	191	0	0	0	0	0	0	0	191
Other adult male relative	12	0	0	100	0	0	0	0	0	0	0	100
None	13	0	0	134	0	0	0	0	0	0	0	134
No answer	99	0	0	6	0	0	0	0	0	0	0	6
Not applicable	BK	13626	354	6072	353	5907	1606	2992	2904	2832	2817	39463

889. A. How often do you see or visit with this relative?

HAND
CARD GG

[VAR: RELVISIT]

RESPONSE	PUNCH	YEAR										COL. 3833-3834
		1972-82	1982B	1983-87	1987B	1988-91	1993	1994	1996	1998	2000	ALL
Lives in the same household (GO TO Q. 890)	01	0	0	37	0	0	0	0	0	0	0	37
Daily	02	0	0	132	0	0	0	0	0	0	0	132
At least several times a week	03	0	0	194	0	0	0	0	0	0	0	194
At least once a week	04	0	0	238	0	0	0	0	0	0	0	238
At least once a month	05	0	0	307	0	0	0	0	0	0	0	307
Several times a year	06	0	0	265	0	0	0	0	0	0	0	265
Less often	07	0	0	156	0	0	0	0	0	0	0	156
Don't know	98	0	0	1	0	0	0	0	0	0	0	1
No answer	99	0	0	6	0	0	0	0	0	0	0	6
Not applicable (Punch 13 in Cols. 3831-3832)	BK	13626	354	6206	353	5907	1606	2992	2904	2832	2817	39597

B. About how long would it take you to get to where your relative lives? Think of the time it usually takes door to door.

HAND
CARD GH

[VAR: RELTIME]

RESPONSE	PUNCH	YEAR										COL. 3835-3836	
		1972-82	1982B	1983-87	1987B	1988-91	1993	1994	1996	1998	2000	ALL	
Less than 15 minutes	01	0	0	416	0	0	0	0	0	0	0	0	416
Between 15 and 30 minutes	02	0	0	269	0	0	0	0	0	0	0	0	269
Between 30 minutes and 1 hour	03	0	0	157	0	0	0	0	0	0	0	0	157
Between 1-2 hours	04	0	0	108	0	0	0	0	0	0	0	0	108
Between 2-3 hours	05	0	0	57	0	0	0	0	0	0	0	0	57
Between 3-5 hours	06	0	0	68	0	0	0	0	0	0	0	0	68
Between 5-12 hours	07	0	0	105	0	0	0	0	0	0	0	0	105
Over 12 hours	08	0	0	109	0	0	0	0	0	0	0	0	109
No answer	99	0	0	9	0	0	0	0	0	0	0	0	9
Not applicable (Punch 13 in Cols. 3831-3832 or Punch 198 in Cols. 3833- 3834)													
	BK	13626	354	6244	353	5907	1606	2992	2904	2832	2817	39635	

C. And how often do you have any other contact with your relative besides visiting, either by telephone or letter?

HAND
CARD GI

[VAR: RELCALL]

RESPONSE	PUNCH	YEAR										COL. 3837	
		1972-82	1982B	1983-87	1987B	1988-91	1993	1994	1996	1998	2000	ALL	
Daily	1	0	0	134	0	0	0	0	0	0	0	0	134
At least several times a week	2	0	0	189	0	0	0	0	0	0	0	0	189
At least once a week	3	0	0	271	0	0	0	0	0	0	0	0	271
At least once a month	4	0	0	339	0	0	0	0	0	0	0	0	339
Several times a year	5	0	0	191	0	0	0	0	0	0	0	0	191
Less often	6	0	0	166	0	0	0	0	0	0	0	0	166
No answer	9	0	0	8	0	0	0	0	0	0	0	0	8
Not applicable (Punch 13 in Cols. 3831-3832 or Punches 198 in Cols. 3833-3834)													
	BK	13626	354	6244	353	5907	1606	2992	2904	2832	2817	39635	

REMARKS: Card GG contained responses 1-7. Card GH contained responses 1-8. Card GI contained responses 1-6.

890. Thinking now of close friends - not your husband or wife or partner or family members - but people you feel fairly close to . . .

How many close friends would you say you have?

[VAR: FRINUM]

RESPONSE	PUNCH	YEAR										COL. 3841-3842	
		1972-82	1982B	1983-87	1987B	1988-91	1993	1994	1996	1998	2000	ALL	
None (GO TO Q. 891)	0	0	0	77	0	0	0	0	0	0	0	0	77
1	1	0	0	95	0	0	0	0	0	0	0	0	95
2	2	0	0	174	0	0	0	0	0	0	0	0	174
3	3	0	0	180	0	0	0	0	0	0	0	0	180
4	4	0	0	186	0	0	0	0	0	0	0	0	186
5	5	0	0	171	0	0	0	0	0	0	0	0	171
6	6	0	0	149	0	0	0	0	0	0	0	0	149
7	7	0	0	30	0	0	0	0	0	0	0	0	30
8	8	0	0	49	0	0	0	0	0	0	0	0	49
9	9	0	0	4	0	0	0	0	0	0	0	0	4
10	10	0	0	145	0	0	0	0	0	0	0	0	145
12	12	0	0	55	0	0	0	0	0	0	0	0	55
14	14	0	0	2	0	0	0	0	0	0	0	0	2
15	15	0	0	25	0	0	0	0	0	0	0	0	25
16	16	0	0	1	0	0	0	0	0	0	0	0	1
20	20	0	0	55	0	0	0	0	0	0	0	0	55
22	22	0	0	1	0	0	0	0	0	0	0	0	1
24	24	0	0	1	0	0	0	0	0	0	0	0	1
25	25	0	0	14	0	0	0	0	0	0	0	0	14
28	28	0	0	1	0	0	0	0	0	0	0	0	1
30	30	0	0	17	0	0	0	0	0	0	0	0	17
32	32	0	0	1	0	0	0	0	0	0	0	0	1
35	35	0	0	1	0	0	0	0	0	0	0	0	1
40	40	0	0	3	0	0	0	0	0	0	0	0	3
45	45	0	0	1	0	0	0	0	0	0	0	0	1
50	50	0	0	14	0	0	0	0	0	0	0	0	14
55	55	0	0	1	0	0	0	0	0	0	0	0	1
60	60	0	0	1	0	0	0	0	0	0	0	0	1
70	70	0	0	1	0	0	0	0	0	0	0	0	1
75	75	0	0	1	0	0	0	0	0	0	0	0	1
90	90	0	0	1	0	0	0	0	0	0	0	0	1
96 or more	96	0	0	10	0	0	0	0	0	0	0	0	10
Don't know	98	0	0	3	0	0	0	0	0	0	0	0	3
Not applicable	BK	13626	354	6072	353	5907	1606	2992	2904	2832	2817	39463	

A. How many of these close friends are people you work with now?

[VAR: FRIWORK]

RESPONSE	PUNCH	YEAR										COL. 3843-3844	
		1972-82	1982B	1983-87	1987B	1988-91	1993	1994	1996	1998	2000	ALL	
0	0	0	0	950	0	0	0	0	0	0	0	0	950
1	1	0	0	178	0	0	0	0	0	0	0	0	178
2	2	0	0	98	0	0	0	0	0	0	0	0	98
3	3	0	0	58	0	0	0	0	0	0	0	0	58
4	4	0	0	19	0	0	0	0	0	0	0	0	19
5	5	0	0	26	0	0	0	0	0	0	0	0	26
6	6	0	0	11	0	0	0	0	0	0	0	0	11
7	7	0	0	4	0	0	0	0	0	0	0	0	4
8	8	0	0	9	0	0	0	0	0	0	0	0	9
10	10	0	0	9	0	0	0	0	0	0	0	0	9
12	12	0	0	2	0	0	0	0	0	0	0	0	2
14	14	0	0	2	0	0	0	0	0	0	0	0	2
15	15	0	0	4	0	0	0	0	0	0	0	0	4
16	16	0	0	2	0	0	0	0	0	0	0	0	2
20	20	0	0	2	0	0	0	0	0	0	0	0	2
22	22	0	0	1	0	0	0	0	0	0	0	0	1
25	25	0	0	2	0	0	0	0	0	0	0	0	2
30	30	0	0	1	0	0	0	0	0	0	0	0	1
Don't know	98	0	0	1	0	0	0	0	0	0	0	0	1
No answer	99	0	0	14	0	0	0	0	0	0	0	0	14
Not applicable (Punch 0 in Cols. 3841-3842)	BK	13626	354	6149	353	5907	1606	2992	2904	2832	2817	39540	

B. How many of these close friends are your neighbors now?

[VAR: FRINEIGH]

RESPONSE	PUNCH	YEAR										COL. 3845-3846
		1972-82	1982B	1983-87	1987B	1988-91	1993	1994	1996	1998	2000	ALL
0	0	0	0	768	0	0	0	0	0	0	0	768
1	1	0	0	256	0	0	0	0	0	0	0	256
2	2	0	0	140	0	0	0	0	0	0	0	140
3	3	0	0	71	0	0	0	0	0	0	0	71
4	4	0	0	34	0	0	0	0	0	0	0	34
5	5	0	0	30	0	0	0	0	0	0	0	30
6	6	0	0	23	0	0	0	0	0	0	0	23
7	7	0	0	4	0	0	0	0	0	0	0	4
8	8	0	0	6	0	0	0	0	0	0	0	6
9	9	0	0	4	0	0	0	0	0	0	0	4
10	10	0	0	18	0	0	0	0	0	0	0	18
11	11	0	0	1	0	0	0	0	0	0	0	1
12	12	0	0	7	0	0	0	0	0	0	0	7
14	14	0	0	1	0	0	0	0	0	0	0	1
15	15	0	0	4	0	0	0	0	0	0	0	4
17	17	0	0	1	0	0	0	0	0	0	0	1
18	18	0	0	1	0	0	0	0	0	0	0	1
20	20	0	0	5	0	0	0	0	0	0	0	5
25	25	0	0	5	0	0	0	0	0	0	0	5
50	50	0	0	1	0	0	0	0	0	0	0	1
96 or more	96	0	0	1	0	0	0	0	0	0	0	1
Don't know	98	0	0	1	0	0	0	0	0	0	0	1
No answer	99	0	0	11	0	0	0	0	0	0	0	11
Not applicable (Punch 0 in Cols. 3841-3842)	BK	13626	354	6149	353	5907	1606	2992	2904	2832	2817	39540

C. Now thinking of your best friend, or the friend you feel closest to: Is this friend a man or a woman?

[VAR: FRISEX]

RESPONSE	PUNCH	YEAR										COL. 3847
		1972-82	1982B	1983-87	1987B	1988-91	1993	1994	1996	1998	2000	ALL
Man	1	0	0	582	0	0	0	0	0	0	0	582
Woman	2	0	0	799	0	0	0	0	0	0	0	799
No answer	9	0	0	12	0	0	0	0	0	0	0	12
Not applicable (Punch 0 in Cols. 3841-3842)	BK	13626	354	6149	353	5907	1606	2992	2904	2832	2817	39540

D. How often do you see or visit with your friend (the friend you feel closest to)?

HAND
CARD GJ

[VAR: FRIVISIT]

RESPONSE	PUNCH	YEAR										COL. 3848-3849
		1972-82	1982B	1983-87	1987B	1988-91	1993	1994	1996	1998	2000	ALL
Live in same household (GO TO Q. 891)	1	0	0	14	0	0	0	0	0	0	0	14
Daily	2	0	0	258	0	0	0	0	0	0	0	258
At least several times a week	3	0	0	317	0	0	0	0	0	0	0	317
At least once a week	4	0	0	316	0	0	0	0	0	0	0	316
At least once a month	5	0	0	232	0	0	0	0	0	0	0	232
Several times a year	6	0	0	160	0	0	0	0	0	0	0	160
Less often	7	0	0	86	0	0	0	0	0	0	0	86
Don't know	98	0	0	1	0	0	0	0	0	0	0	1
No answer	99	0	0	9	0	0	0	0	0	0	0	9
Not applicable (Punch 0 in Cols. 3841-3842) BK	BK	13626	354	6149	353	5907	1606	2992	2904	2832	2817	39540

E. About how long would it take you to get to where this friend lives? Think of the time it usually takes door to door.

HAND
CARD GK

[VAR: FRITIME]

RESPONSE	PUNCH	YEAR								COL. 3850-3851		
		1972-82	1982B	1983-87	1987B	1988-91	1993	1994	1996	1998	2000	ALL
Less than 15 minutes 1		0	0	625	0	0	0	0	0	0	0	625
Between 15 and 30 minutes 2		0	0	343	0	0	0	0	0	0	0	343
Between 30 minutes and 1 hour 3		0	0	169	0	0	0	0	0	0	0	169
Between 1 - 2 hours 4		0	0	68	0	0	0	0	0	0	0	68
Between 2 - 3 hours 5		0	0	25	0	0	0	0	0	0	0	25
Between 3 - 4 hours 6		0	0	37	0	0	0	0	0	0	0	37
Between 5 - 12 hours 7		0	0	37	0	0	0	0	0	0	0	37
Over 12 hours 8		0	0	62	0	0	0	0	0	0	0	62
No answer 99		0	0	12	0	0	0	0	0	0	0	12
Not applicable (Punch 0 in Cols. 3841-3842 or Punch 1 in Cols. 3848-3849) BK												
		13626	354	6164	353	5907	1606	2992	2904	2832	2817	39555

F. And how often do you have any other contact with this friend besides visiting, either by telephone or letter?

HAND
CARD GL

[VAR: FRICALL]

RESPONSE	PUNCH	YEAR								COL. 3852		
		1972-82	1982B	1983-87	1987B	1988-91	1993	1994	1996	1998	2000	ALL
Daily 1		0	0	285	0	0	0	0	0	0	0	285
At least several times a week 2		0	0	312	0	0	0	0	0	0	0	312
At least once a week 3		0	0	277	0	0	0	0	0	0	0	277
At least once a month 4		0	0	247	0	0	0	0	0	0	0	247
Several times a year 5		0	0	104	0	0	0	0	0	0	0	104
Less often 6		0	0	141	0	0	0	0	0	0	0	141
No answer 9		0	0	12	0	0	0	0	0	0	0	12
Not applicable (Punch 0 in Cols. 3841-3842 or Punch 1 in Cols. 3848-3849) BK												
		13626	354	6164	353	5907	1606	2992	2904	2832	2817	39555

REMARKS: Card GJ contained responses 1-7. Card GK contained responses 1-8. Card GL contained responses 1-6.

891. First, there are some household and garden jobs you can't really do alone --for example, you may need someone to hold a ladder, or to help you move furniture.

A. Who would you turn to first for help?

B. Who would you turn to second?

PLEASE CIRCLE ONLY ONE FIRST CHOICE NUMBER AND ONE SECOND CHOICE NUMBER.

A. First Choice

[VAR: CHORES1]

RESPONSE	PUNCH	YEAR										COL. 3856-3857	
		1972-82	1982B	1983-87	1987B	1988-91	1993	1994	1996	1998	2000	ALL	
Husband/wife/partner	1	0	0	701	0	0	0	0	0	0	0	0	701
Mother	2	0	0	35	0	0	0	0	0	0	0	0	35
Father	3	0	0	51	0	0	0	0	0	0	0	0	51
Daughter	4	0	0	61	0	0	0	0	0	0	0	0	61
Son	5	0	0	152	0	0	0	0	0	0	0	0	152
Sister	6	0	0	25	0	0	0	0	0	0	0	0	25
Brother	7	0	0	69	0	0	0	0	0	0	0	0	69
Other relative													
including In-Laws	8	0	0	49	0	0	0	0	0	0	0	0	49
Closest friend	9	0	0	123	0	0	0	0	0	0	0	0	123
Other friend	10	0	0	17	0	0	0	0	0	0	0	0	17
Neighbor	11	0	0	68	0	0	0	0	0	0	0	0	68
Someone you work with	12	0	0	8	0	0	0	0	0	0	0	0	8
Social Services/home-													
maker services	13	0	0	3	0	0	0	0	0	0	0	0	3
Someone you pay													
to help	14	0	0	25	0	0	0	0	0	0	0	0	25
Other (SPECIFY)	15	0	0	4	0	0	0	0	0	0	0	0	4
No one	16	0	0	18	0	0	0	0	0	0	0	0	18
No answer	99	0	0	19	0	0	0	0	0	0	0	0	19
Not applicable (Did													
not do ISSP)	BK	13626	354	6114	353	5907	1606	2992	2904	2832	2817	39505	

B. Second Choice

[VAR: CHORES2]

RESPONSE	PUNCH	YEAR										COL. 3858-3859
		1972-82	1982B	1983-87	1987B	1988-91	1993	1994	1996	1998	2000	ALL
Husband/wife/partner	1	0	0	49	0	0	0	0	0	0	0	49
Mother	2	0	0	78	0	0	0	0	0	0	0	78
Father	3	0	0	67	0	0	0	0	0	0	0	67
Daughter	4	0	0	116	0	0	0	0	0	0	0	116
Son	5	0	0	218	0	0	0	0	0	0	0	218
Sister	6	0	0	41	0	0	0	0	0	0	0	41
Brother	7	0	0	92	0	0	0	0	0	0	0	92
Other relative												
including In-Laws	8	0	0	101	0	0	0	0	0	0	0	101
Closest friend	9	0	0	186	0	0	0	0	0	0	0	186
Other friend	10	0	0	106	0	0	0	0	0	0	0	106
Neighbor	11	0	0	218	0	0	0	0	0	0	0	218
Someone you work with	12	0	0	27	0	0	0	0	0	0	0	27
Social Services/home-												
maker services	13	0	0	1	0	0	0	0	0	0	0	1
Someone you pay												
to help	14	0	0	47	0	0	0	0	0	0	0	47
Other (SPECIFY)	15	0	0	6	0	0	0	0	0	0	0	6
No one	16	0	0	46	0	0	0	0	0	0	0	46
No answer	99	0	0	29	0	0	0	0	0	0	0	29
Not applicable (Did												
not do ISSP)	BK	13626	354	6114	353	5907	1606	2992	2904	2832	2871	39505

BEFORE GOING ON TO THE NEXT QUESTION, CHECK TO SEE THAT YOU HAVE ONE NUMBER CIRCLED IN THE FIRST CHOICE COLUMN AND ONE CIRCLED IN THE SECOND CHOICE COLUMN.

892. Suppose you had the flu and you had to stay in bed for a few days and needed help around the home, with shopping and such.

A. Who would you turn to first for help?

B. Who would you turn to second?

PLEASE CIRCLE ONLY ONE FIRST CHOICE NUMBER AND ONE SECOND CHOICE NUMBER.

A. First Choice

[VAR: SICK1]

RESPONSE	PUNCH	YEAR										COL. 3857-3858 ALL	
		1972-82	1982B	1983-87	1987B	1988-91	1993	1994	1996	1998	2000		
Husband/wife/partner	1	0	0	737	0	0	0	0	0	0	0	0	737
Mother	2	0	0	142	0	0	0	0	0	0	0	0	142
Father	3	0	0	10	0	0	0	0	0	0	0	0	10
Daughter	4	0	0	128	0	0	0	0	0	0	0	0	128
Son	5	0	0	54	0	0	0	0	0	0	0	0	54
Sister	6	0	0	62	0	0	0	0	0	0	0	0	62
Brother	7	0	0	23	0	0	0	0	0	0	0	0	23
Other relative													
including In-Laws	8	0	0	37	0	0	0	0	0	0	0	0	37
Closest friend	9	0	0	122	0	0	0	0	0	0	0	0	122
Other friend	10	0	0	22	0	0	0	0	0	0	0	0	22
Neighbor	11	0	0	34	0	0	0	0	0	0	0	0	34
Someone you work with	12	0	0	2	0	0	0	0	0	0	0	0	2
Visiting nurse/health													
visitor	13	0	0	3	0	0	0	0	0	0	0	0	3
Clergy/priest	14	0	0	2	0	0	0	0	0	0	0	0	2
Someone you pay to help	15	0	0	11	0	0	0	0	0	0	0	0	11
Other (SPECIFY)	16	0	0	7	0	0	0	0	0	0	0	0	7
No one	17	0	0	12	0	0	0	0	0	0	0	0	12
No answer	99	0	0	20	0	0	0	0	0	0	0	0	20
Not applicable (Did													
not do ISSP)	BK	13626	354	6114	353	5907	1606	2992	2904	2832	2817	39505	

B. Second Choice

[VAR: SICK2]

RESPONSE	PUNCH	YEAR										COL. 3859-3860 ALL	
		1972-82	1982B	1983-87	1987B	1988-91	1993	1994	1996	1998	2000		
Husband/wife/partner	1	0	0	51	0	0	0	0	0	0	0	0	51
Mother	2	0	0	146	0	0	0	0	0	0	0	0	146
Father	3	0	0	50	0	0	0	0	0	0	0	0	50
Daughter	4	0	0	181	0	0	0	0	0	0	0	0	181
Son	5	0	0	141	0	0	0	0	0	0	0	0	141
Sister	6	0	0	111	0	0	0	0	0	0	0	0	111
Brother	7	0	0	59	0	0	0	0	0	0	0	0	59
Other relative													
including In-Laws	8	0	0	126	0	0	0	0	0	0	0	0	126
Closest friend	9	0	0	217	0	0	0	0	0	0	0	0	217
Other friend	10	0	0	95	0	0	0	0	0	0	0	0	95
Neighbor	11	0	0	123	0	0	0	0	0	0	0	0	123
Someone you work with	12	0	0	26	0	0	0	0	0	0	0	0	26
Visiting nurse/health													
visitor	13	0	0	14	0	0	0	0	0	0	0	0	14
Clergy/priest	14	0	0	1	0	0	0	0	0	0	0	0	1
Someone you pay to help	15	0	0	14	0	0	0	0	0	0	0	0	14
Other (SPECIFY)	16	0	0	4	0	0	0	0	0	0	0	0	4
No one	17	0	0	37	0	0	0	0	0	0	0	0	37
No answer	99	0	0	32	0	0	0	0	0	0	0	0	32
Not applicable (Did													
not do ISSP)	BK	13626	354	6114	353	5907	1606	2992	2904	2832	2817	39505	

BEFORE GOING ON TO THE NEXT QUESTION, CHECK TO SEE THAT YOU HAVE ONE NUMBER CIRCLED IN THE FIRST CHOICE COLUMN AND ONE CIRCLED IN THE SECOND CHOICE COLUMN.

893. Suppose you needed to borrow a large sum of money.

A. Who would you turn to first for help?

B. Who would you turn to second?

PLEASE CIRCLE ONLY ONE FIRST CHOICE NUMBER AND ONE SECOND CHOICE NUMBER.

A. First Choice

[VAR: BORROW 1]

RESPONSE	PUNCH	YEAR										COL. 3861-3862 ALL	
		1972-82	1982B	1983-87	1987B	1988-91	1993	1994	1996	1998	2000		
Husband/wife/partner	1	0	0	191	0	0	0	0	0	0	0	0	191
Mother	2	0	0	142	0	0	0	0	0	0	0	0	142
Father	3	0	0	143	0	0	0	0	0	0	0	0	143
Daughter	4	0	0	32	0	0	0	0	0	0	0	0	32
Son	5	0	0	46	0	0	0	0	0	0	0	0	46
Sister	6	0	0	50	0	0	0	0	0	0	0	0	50
Brother	7	0	0	50	0	0	0	0	0	0	0	0	50
Other relative													
including In-Laws	8	0	0	65	0	0	0	0	0	0	0	0	65
Closest friend	9	0	0	58	0	0	0	0	0	0	0	0	58
Other friend	10	0	0	3	0	0	0	0	0	0	0	0	3
Neighbor	11	0	0	0	0	0	0	0	0	0	0	0	0
Someone you work with	12	0	0	4	0	0	0	0	0	0	0	0	4
Bank/credit union													
financial institution													
Savings & Loan	13	0	0	547	0	0	0	0	0	0	0	0	547
Employer	14	0	0	10	0	0	0	0	0	0	0	0	10
Government or social													
services	15	0	0	4	0	0	0	0	0	0	0	0	4
Other (SPECIFY)	16	0	0	3	0	0	0	0	0	0	0	0	3
No one	17	0	0	53	0	0	0	0	0	0	0	0	53
Don't know	98	0	0	1	0	0	0	0	0	0	0	0	1
No answer	99	0	0	26	0	0	0	0	0	0	0	0	26
Not applicable (Did													
not do ISSP)	BK	13626	354	6114	353	5907	1606	2992	2904	2832	2817	39505	

B. Second Choice

[VAR: BORROW2]

RESPONSE	PUNCH	YEAR										COL. 3863-3864	
		1972-82	1982B	1983-87	1987B	1988-91	1993	1994	1996	1998	2000	ALL	
Husband/wife/partner	1	0	0	22	0	0	0	0	0	0	0	0	22
Mother	2	0	0	109	0	0	0	0	0	0	0	0	109
Father	3	0	0	130	0	0	0	0	0	0	0	0	130
Daughter	4	0	0	46	0	0	0	0	0	0	0	0	46
Son	5	0	0	65	0	0	0	0	0	0	0	0	65
Sister	6	0	0	52	0	0	0	0	0	0	0	0	52
Brother	7	0	0	119	0	0	0	0	0	0	0	0	119
Other relative													
including In-Laws	8	0	0	175	0	0	0	0	0	0	0	0	175
Closest friend	9	0	0	122	0	0	0	0	0	0	0	0	122
Other friend	10	0	0	45	0	0	0	0	0	0	0	0	45
Neighbor	11	0	0	8	0	0	0	0	0	0	0	0	8
Someone you work with	12	0	0	10	0	0	0	0	0	0	0	0	10
Bank/credit union													
financial institution													
Savings & Loan	13	0	0	206	0	0	0	0	0	0	0	0	206
Employer	14	0	0	38	0	0	0	0	0	0	0	0	38
Government or social													
services	15	0	0	37	0	0	0	0	0	0	0	0	37
Other (SPECIFY)	16	0	0	6	0	0	0	0	0	0	0	0	6
No one	17	0	0	192	0	0	0	0	0	0	0	0	192
Don't know	98	0	0	1	0	0	0	0	0	0	0	0	1
No answer	99	0	0	45	0	0	0	0	0	0	0	0	45
Not applicable (Did													
not do ISSP)	BK	13626	354	6114	353	5907	1606	2992	2904	2832	2817	39505	

BEFORE GOING ON TO THE NEXT QUESTION, CHECK TO SEE THAT YOU HAVE ONE NUMBER CIRCLED IN THE FIRST CHOICE COLUMN AND ONE CIRCLED IN THE SECOND CHOICE COLUMN.

894. Suppose you were very upset about a problem with your husband, wife or partner and hadn't been able to work it out with them. Who would you turn to for help?

Even if you are not married or have no partner, what would you do?

A. Who would you turn to first for help?

B. Who would you turn to second?

PLEASE CIRCLE ONLY ONE FIRST CHOICE NUMBER AND ONE SECOND CHOICE NUMBER.

A. First Choice

[VAR: UPSET1]

RESPONSE	PUNCH	YEAR										COL. 3865-3866 ALL	
		1972-82	1982B	1983-87	1987B	1988-91	1993	1994	1996	1998	2000		
Husband/wife/partner	1	0	0	101	0	0	0	0	0	0	0	0	101
Mother	2	0	0	167	0	0	0	0	0	0	0	0	167
Father	3	0	0	35	0	0	0	0	0	0	0	0	35
Daughter	4	0	0	90	0	0	0	0	0	0	0	0	90
Son	5	0	0	52	0	0	0	0	0	0	0	0	52
Sister	6	0	0	114	0	0	0	0	0	0	0	0	114
Brother	7	0	0	45	0	0	0	0	0	0	0	0	45
Other relative including In-Laws	8	0	0	52	0	0	0	0	0	0	0	0	52
Closest friend	9	0	0	381	0	0	0	0	0	0	0	0	381
Other friend	10	0	0	18	0	0	0	0	0	0	0	0	18
Neighbor	11	0	0	7	0	0	0	0	0	0	0	0	7
Someone you work with	12	0	0	8	0	0	0	0	0	0	0	0	8
Church/clergy/priest	13	0	0	187	0	0	0	0	0	0	0	0	187
Family doctor/GP	14	0	0	15	0	0	0	0	0	0	0	0	15
Psychologist/ psychiatrist/marriage counselor/other pro- fessional counselor	15	0	0	55	0	0	0	0	0	0	0	0	55
Other (SPECIFY)	16	0	0	3	0	0	0	0	0	0	0	0	3
No one	17	0	0	67	0	0	0	0	0	0	0	0	67
No answer	99	0	0	31	0	0	0	0	0	0	0	0	31
Not applicable (Did not do ISSP)	BK	13626	354	6114	353	5907	1606	2992	2904	2832	2817	39505	

B. Second Choice

[VAR: UPSET2]

RESPONSE	PUNCH	YEAR								COL. 3867-3868		ALL	
		1972-82	1982B	1983-87	1987B	1988-91	1993	1994	1996	1998	2000		
Husband/wife/partner	1	0	0	17	0	0	0	0	0	0	0	0	17
Mother	2	0	0	104	0	0	0	0	0	0	0	0	104
Father	3	0	0	51	0	0	0	0	0	0	0	0	51
Daughter	4	0	0	54	0	0	0	0	0	0	0	0	54
Son	5	0	0	62	0	0	0	0	0	0	0	0	62
Sister	6	0	0	99	0	0	0	0	0	0	0	0	99
Brother	7	0	0	69	0	0	0	0	0	0	0	0	69
Other relative													
including In-Laws	8	0	0	110	0	0	0	0	0	0	0	0	110
Closest friend	9	0	0	229	0	0	0	0	0	0	0	0	229
Other friend	10	0	0	126	0	0	0	0	0	0	0	0	126
Neighbor	11	0	0	18	0	0	0	0	0	0	0	0	18
Someone you work with	12	0	0	17	0	0	0	0	0	0	0	0	17
Church/clergy/priest	13	0	0	139	0	0	0	0	0	0	0	0	139
Family doctor/GP	14	0	0	52	0	0	0	0	0	0	0	0	52
Psychologist/ psychiatrist/marriage counselor/other pro- fessional counselor	15	0	0	94	0	0	0	0	0	0	0	0	94
Other (SPECIFY)	16	0	0	3	0	0	0	0	0	0	0	0	3
No one	17	0	0	134	0	0	0	0	0	0	0	0	134
Don't know	98	0	0	2	0	0	0	0	0	0	0	0	2
No answer	99	0	0	48	0	0	0	0	0	0	0	0	48
Not applicable (Did not do ISSP)	BK	13626	354	6114	353	5907	1606	2992	2904	2832	2817	33856	

BEFORE GOING ON TO THE NEXT QUESTION, CHECK TO SEE THAT YOU HAVE ONE NUMBER CIRCLED IN THE FIRST CHOICE COLUMN AND ONE CIRCLED IN THE SECOND CHOICE COLUMN.

895. Now suppose you feel just a bit down or depressed, and you wanted to talk about it.

A. Who would you turn to first for help?

B. Who would you turn to second?

PLEASE CIRCLE ONLY ONE FIRST CHOICE NUMBER AND ONE SECOND CHOICE NUMBER.

A. First Choice

[VAR: DOWN1]

RESPONSE	PUNCH	YEAR										COL. 3869-3870 ALL	
		1972-82	1982B	1983-87	1987B	1988-91	1993	1994	1996	1998	2000		
Husband/wife/partner	1	0	0	570	0	0	0	0	0	0	0	0	570
Mother	2	0	0	75	0	0	0	0	0	0	0	0	75
Father	3	0	0	13	0	0	0	0	0	0	0	0	13
Daughter	4	0	0	73	0	0	0	0	0	0	0	0	73
Son	5	0	0	20	0	0	0	0	0	0	0	0	20
Sister	6	0	0	87	0	0	0	0	0	0	0	0	87
Brother	7	0	0	25	0	0	0	0	0	0	0	0	25
Other relative including In-Laws	8	0	0	24	0	0	0	0	0	0	0	0	24
Closest friend	9	0	0	363	0	0	0	0	0	0	0	0	363
Other friend	10	0	0	17	0	0	0	0	0	0	0	0	17
Neighbor	11	0	0	12	0	0	0	0	0	0	0	0	12
Someone you work with	12	0	0	9	0	0	0	0	0	0	0	0	9
Church/clergy/priest	13	0	0	66	0	0	0	0	0	0	0	0	66
Family doctor/GP	14	0	0	14	0	0	0	0	0	0	0	0	14
Psychologist/ psychiatrist/other professional counselor	15	0	0	11	0	0	0	0	0	0	0	0	11
Other (SPECIFY)	16	0	0	4	0	0	0	0	0	0	0	0	4
No one	17	0	0	34	0	0	0	0	0	0	0	0	34
No answer	99	0	0	11	0	0	0	0	0	0	0	0	11
Not applicable (Did not do ISSP)	BK	13626	354	6114	353	5907	1606	2992	2904	2832	2817	39505	

B. Second Choice

[VAR: DOWN2]

RESPONSE	PUNCH	YEAR										COL. 3871-3872		
		1972-82	1982B	1983-87	1987B	1988-91	1993	1994	1996	1998	2000	ALL		
Husband/wife/partner	1	0	0	82	0	0	0	0	0	0	0	0	82	
Mother	2	0	0	138	0	0	0	0	0	0	0	0	138	
Father	3	0	0	29	0	0	0	0	0	0	0	0	29	
Daughter	4	0	0	84	0	0	0	0	0	0	0	0	84	
Son	5	0	0	63	0	0	0	0	0	0	0	0	63	
Sister	6	0	0	108	0	0	0	0	0	0	0	0	108	
Brother	7	0	0	64	0	0	0	0	0	0	0	0	64	
Other relative														
including In-Laws	8	0	0	61	0	0	0	0	0	0	0	0	61	
Closest friend	9	0	0	349	0	0	0	0	0	0	0	0	349	
Other friend	10	0	0	157	0	0	0	0	0	0	0	0	157	
Neighbor	11	0	0	34	0	0	0	0	0	0	0	0	34	
Someone you work with	12	0	0	28	0	0	0	0	0	0	0	0	28	
Church/clergy/priest	13	0	0	66	0	0	0	0	0	0	0	0	66	
Family doctor/GP	14	0	0	37	0	0	0	0	0	0	0	0	37	
Psychologist/ psychiatrist/ other professional counselor	15	0	0	29	0	0	0	0	0	0	0	0	29	
Other (SPECIFY)	16	0	0	3	0	0	0	0	0	0	0	0	3	
No one	17	0	0	71	0	0	0	0	0	0	0	0	71	
No answer	99	0	0	25	0	0	0	0	0	0	0	0	25	
Not applicable (Did not do ISSP)	BK	13626	354	6114	353	5907	1606	2992	2904	2832	2817	39505		

BEFORE GOING ON TO THE NEXT QUESTION, CHECK TO SEE THAT YOU HAVE ONE NUMBER CIRCLED IN THE FIRST CHOICE COLUMN AND ONE CIRCLED IN THE SECOND CHOICE COLUMN.

896. Suppose you needed advice about an important change in your life -- for example, about a job or moving to another part of the country?

A. Who would you turn to first for help?

B. Who would you turn to second?

PLEASE CIRCLE ONLY ONE FIRST CHOICE NUMBER AND ONE SECOND CHOICE NUMBER.

A. First Choice

[VAR: CHANGE1]

RESPONSE	PUNCH	YEAR										COL. 3873-3874 ALL	
		1972-82	1982B	1983-87	1987B	1988-91	1993	1994	1996	1998	2000		
Husband/wife/partner	1	0	0	688	0	0	0	0	0	0	0	0	688
Mother	2	0	0	122	0	0	0	0	0	0	0	0	122
Father	3	0	0	58	0	0	0	0	0	0	0	0	58
Daughter	4	0	0	78	0	0	0	0	0	0	0	0	78
Son	5	0	0	63	0	0	0	0	0	0	0	0	63
Sister	6	0	0	52	0	0	0	0	0	0	0	0	52
Brother	7	0	0	35	0	0	0	0	0	0	0	0	35
Other relative including In-Laws	8	0	0	31	0	0	0	0	0	0	0	0	31
Closest friend	9	0	0	153	0	0	0	0	0	0	0	0	153
Other friend	10	0	0	6	0	0	0	0	0	0	0	0	6
Neighbor	11	0	0	7	0	0	0	0	0	0	0	0	7
Someone you work with	12	0	0	10	0	0	0	0	0	0	0	0	10
Church/clergy/priest	13	0	0	32	0	0	0	0	0	0	0	0	32
Family doctor/GP	14	0	0	2	0	0	0	0	0	0	0	0	2
Psychologist/ psychiatrist/other professional counselor	15	0	0	13	0	0	0	0	0	0	0	0	13
Lawyer	16	0	0	7	0	0	0	0	0	0	0	0	7
Other (SPECIFY)	17	0	0	10	0	0	0	0	0	0	0	0	10
No one	18	0	0	46	0	0	0	0	0	0	0	0	46
Don't know	98	0	0	2	0	0	0	0	0	0	0	0	2
No answer	99	0	0	13	0	0	0	0	0	0	0	0	13
Not applicable (Did not do ISSP)	BK	13626	354	6114	353	5907	1606	2992	2904	2832	2817	39505	

B. Second Choice

[VAR: CHANGE2]

RESPONSE	PUNCH	YEAR								COL. 3875-3876		ALL	
		1972-82	1982B	1983-87	1987B	1988-91	1993	1994	1996	1998	2000		
Husband/wife/partner	1	0	0	47	0	0	0	0	0	0	0	0	47
Mother	2	0	0	180	0	0	0	0	0	0	0	0	180
Father	3	0	0	141	0	0	0	0	0	0	0	0	141
Daughter	4	0	0	93	0	0	0	0	0	0	0	0	93
Son	5	0	0	123	0	0	0	0	0	0	0	0	123
Sister	6	0	0	87	0	0	0	0	0	0	0	0	87
Brother	7	0	0	75	0	0	0	0	0	0	0	0	75
Other relative													
including In-Laws	8	0	0	114	0	0	0	0	0	0	0	0	114
Closest friend	9	0	0	256	0	0	0	0	0	0	0	0	256
Other friend	10	0	0	62	0	0	0	0	0	0	0	0	62
Neighbor	11	0	0	19	0	0	0	0	0	0	0	0	19
Someone you work with	12	0	0	28	0	0	0	0	0	0	0	0	28
Church/clergy/priest	13	0	0	49	0	0	0	0	0	0	0	0	49
Family doctor/GP	14	0	0	7	0	0	0	0	0	0	0	0	7
Psychologist/ psychiatrist/ other professional counselor	15	0	0	7	0	0	0	0	0	0	0	0	7
Lawyer	16	0	0	13	0	0	0	0	0	0	0	0	13
Other (SPECIFY)	17	0	0	9	0	0	0	0	0	0	0	0	9
No one	18	0	0	80	0	0	0	0	0	0	0	0	80
Don't Know	98	0	0	3	0	0	0	0	0	0	0	0	3
No answer	99	0	0	35	0	0	0	0	0	0	0	0	35
Not applicable (Did not do ISSP)	BK	13626	354	6114	353	5907	1606	2992	2904	2832	2817	39505	

BEFORE GOING ON TO THE NEXT QUESTION, CHECK TO SEE THAT YOU HAVE ONE NUMBER CIRCLED IN THE FIRST CHOICE COLUMN AND ONE CIRCLED IN THE SECOND CHOICE COLUMN.

897. Cont.

RESPONSE	PUNCH	YEAR										COL. 3880-3881 ALL	
		1972-82	1982B	1983-87	1987B	1988-91	1993	1994	1996	1998	2000		
66 years	66	0	0	4	0	0	0	0	0	0	0	0	4
67 years	67	0	0	6	0	0	0	0	0	0	0	0	6
68 years	68	0	0	1	0	0	0	0	0	0	0	0	1
69 years	69	0	0	3	0	0	0	0	0	0	0	0	3
70 years	70	0	0	4	0	0	0	0	0	0	0	0	4
72 years	72	0	0	2	0	0	0	0	0	0	0	0	2
74 years	74	0	0	1	0	0	0	0	0	0	0	0	1
75 years	75	0	0	2	0	0	0	0	0	0	0	0	2
76 years	76	0	0	3	0	0	0	0	0	0	0	0	3
78 years	78	0	0	2	0	0	0	0	0	0	0	0	2
79 years	79	0	0	1	0	0	0	0	0	0	0	0	1
80 years	80	0	0	1	0	0	0	0	0	0	0	0	1
81 years	81	0	0	3	0	0	0	0	0	0	0	0	3
82 years	82	0	0	1	0	0	0	0	0	0	0	0	1
83 years	83	0	0	2	0	0	0	0	0	0	0	0	2
84 years	84	0	0	1	0	0	0	0	0	0	0	0	1
89 years	89	0	0	1	0	0	0	0	0	0	0	0	1
No answer	99	0	0	13	0	0	0	0	0	0	0	0	13
Not applicable (Did not do ISSP)	BK	13626	354	6114	353	5907	1606	2992	2904	2832	2817	39505	

898. How long have you lived in your present home, that is, the address where you live now?

PLEASE FILL IN THE NUMBER OF YEARS IN THE SPACE BELOW. IF LESS THAN ONE YEAR, MAKE A CHECK ON THE LINE NEXT TO THAT CHOICE.

[VAR: LIVEHOME]

RESPONSE	PUNCH	YEAR										COL. 3879-3880		
		1972-82	1982B	1983-87	1987B	1988-91	1993	1994	1996	1998	2000	ALL		
Less than 1 year	0	0	0	261	0	0	0	0	0	0	0	0	0	261
1 year	1	0	0	74	0	0	0	0	0	0	0	0	0	74
2 years	2	0	0	134	0	0	0	0	0	0	0	0	0	134
3 years	3	0	0	87	0	0	0	0	0	0	0	0	0	87
4 years	4	0	0	56	0	0	0	0	0	0	0	0	0	56
5 years	5	0	0	68	0	0	0	0	0	0	0	0	0	68
6 years	6	0	0	57	0	0	0	0	0	0	0	0	0	57
7 years	7	0	0	45	0	0	0	0	0	0	0	0	0	45
8 years	8	0	0	58	0	0	0	0	0	0	0	0	0	58
9 years	9	0	0	34	0	0	0	0	0	0	0	0	0	34
10 years	10	0	0	54	0	0	0	0	0	0	0	0	0	54
11 years	11	0	0	27	0	0	0	0	0	0	0	0	0	27
12 years	12	0	0	32	0	0	0	0	0	0	0	0	0	32
13 years	13	0	0	19	0	0	0	0	0	0	0	0	0	19
14 years	14	0	0	21	0	0	0	0	0	0	0	0	0	21
15 years	15	0	0	37	0	0	0	0	0	0	0	0	0	37
16 years	16	0	0	23	0	0	0	0	0	0	0	0	0	23
17 years	17	0	0	17	0	0	0	0	0	0	0	0	0	17
18 years	18	0	0	22	0	0	0	0	0	0	0	0	0	22
19 years	19	0	0	21	0	0	0	0	0	0	0	0	0	21
20 years	20	0	0	37	0	0	0	0	0	0	0	0	0	37
21 years	21	0	0	13	0	0	0	0	0	0	0	0	0	13
22 years	22	0	0	16	0	0	0	0	0	0	0	0	0	16
23 years	23	0	0	17	0	0	0	0	0	0	0	0	0	17
24 years	24	0	0	10	0	0	0	0	0	0	0	0	0	10
25 years	25	0	0	17	0	0	0	0	0	0	0	0	0	17
26 years	26	0	0	17	0	0	0	0	0	0	0	0	0	17
27 years	27	0	0	7	0	0	0	0	0	0	0	0	0	7
28 years	28	0	0	10	0	0	0	0	0	0	0	0	0	10
29 years	29	0	0	10	0	0	0	0	0	0	0	0	0	10
30 years	30	0	0	14	0	0	0	0	0	0	0	0	0	14
31 years	31	0	0	10	0	0	0	0	0	0	0	0	0	10
32 years	32	0	0	5	0	0	0	0	0	0	0	0	0	5
33 years	33	0	0	13	0	0	0	0	0	0	0	0	0	13
34 years	34	0	0	4	0	0	0	0	0	0	0	0	0	4
35 years	35	0	0	11	0	0	0	0	0	0	0	0	0	11
36 years	36	0	0	4	0	0	0	0	0	0	0	0	0	4
37 years	37	0	0	4	0	0	0	0	0	0	0	0	0	4
38 years	38	0	0	5	0	0	0	0	0	0	0	0	0	5
39 years	39	0	0	4	0	0	0	0	0	0	0	0	0	4
40 years	40	0	0	5	0	0	0	0	0	0	0	0	0	5
41 years	41	0	0	3	0	0	0	0	0	0	0	0	0	3
43 years	43	0	0	1	0	0	0	0	0	0	0	0	0	1
44 years	44	0	0	4	0	0	0	0	0	0	0	0	0	4
45 years	45	0	0	5	0	0	0	0	0	0	0	0	0	5
46 years	46	0	0	3	0	0	0	0	0	0	0	0	0	3
48 years	48	0	0	2	0	0	0	0	0	0	0	0	0	2
49 years	49	0	0	1	0	0	0	0	0	0	0	0	0	1
50 years	50	0	0	5	0	0	0	0	0	0	0	0	0	5
54 years	54	0	0	1	0	0	0	0	0	0	0	0	0	1
55 years	55	0	0	2	0	0	0	0	0	0	0	0	0	2
60 years	60	0	0	2	0	0	0	0	0	0	0	0	0	2
61 years	61	0	0	1	0	0	0	0	0	0	0	0	0	10
62 years	62	0	0	1	0	0	0	0	0	0	0	0	0	1
63 years	63	0	0	2	0	0	0	0	0	0	0	0	0	2
64 years	64	0	0	1	0	0	0	0	0	0	0	0	0	1
67 years	67	0	0	2	0	0	0	0	0	0	0	0	0	2
70 years	70	0	0	2	0	0	0	0	0	0	0	0	0	2
75 years	75	0	0	1	0	0	0	0	0	0	0	0	0	1
80 years	80	0	0	1	0	0	0	0	0	0	0	0	0	1
83 years	83	0	0	1	0	0	0	0	0	0	0	0	0	1
No answer	99	0	0	7	0	0	0	0	0	0	0	0	0	7
Not applicable (Did not do ISSP)	BK	13626	354	6114	353	5907	1606	2992	2904	2832	2817	39505		

**1987 ISSP Module: Social Inequality
(Qs. 186A, 899-912A)**

**2000 ISSP Module: Social Inequality
(Qs. 186A, 899-912A)**

To begin, we have some questions about opportunities for getting ahead . . .

899. Please show for each of these how important you think it is for getting ahead in life . . .

A. First, how important is coming from a wealthy family?

[VAR: OPWLTH]

RESPONSE	PUNCH	YEAR									COL.	3881	
		1972-82	1982B	1983-87	1987B	1988-91	1993	1994	1996	1998	2000	ALL	
Essential	1	0	0	49	13	0	0	0	0	0	0	35	97
Very important	2	0	0	203	87	0	0	0	0	0	0	206	496
Fairly important	3	0	0	360	72	0	0	0	0	0	0	338	770
Not very important	4	0	0	411	55	0	0	0	0	0	0	418	884
Not important at all	5	0	0	226	38	0	0	0	0	0	0	179	443
Can't choose	8	0	0	22	13	0	0	0	0	0	0	42	77
No answer	9	0	0	14	1	0	0	0	0	0	0	54	69
Not applicable	BK	13626	354	6257	74	5907	1606	2992	2904	2832	1545	38097	

B. Having well educated parents?

[VAR: OPPARED]

RESPONSE	PUNCH	YEAR									COL.	3882	
		1972-82	1982B	1983-87	1987B	1988-91	1993	1994	1996	1998	2000	ALL	
Essential	1	0	0	74	29	0	0	0	0	0	0	0	103
Very important	2	0	0	417	124	0	0	0	0	0	0	0	541
Fairly important	3	0	0	523	69	0	0	0	0	0	0	0	592
Not very important	4	0	0	184	35	0	0	0	0	0	0	0	219
Not important at all	5	0	0	63	15	0	0	0	0	0	0	0	78
Can't choose	8	0	0	10	6	0	0	0	0	0	0	0	16
No answer	9	0	0	14	1	0	0	0	0	0	0	0	15
Not applicable	BK	13626	354	6257	74	5907	1606	2992	2904	2832	2817	39369	

C. Having a good education yourself?

[VAR: OPEDEC]

RESPONSE	PUNCH	YEAR									COL.	3883	
		1972-82	1982B	1983-87	1987B	1988-91	1993	1994	1996	1998	2000	ALL	
Essential	1	0	0	446	101	0	0	0	0	0	0	0	547
Very important	2	0	0	619	146	0	0	0	0	0	0	0	765
Fairly important	3	0	0	184	25	0	0	0	0	0	0	0	209
Not very important	4	0	0	17	3	0	0	0	0	0	0	0	20
Not important at all	5	0	0	1	0	0	0	0	0	0	0	0	1
Can't choose	8	0	0	2	2	0	0	0	0	0	0	0	4
No answer	9	0	0	16	2	0	0	0	0	0	0	0	18
Not applicable	BK	13626	354	6257	74	5907	1606	2992	2904	2832	2817	39369	

D. Ambition? -- how important is that?

[VAR: OPAMBIT]

RESPONSE	PUNCH	YEAR									COL.	3884	
		1972-82	1982B	1983-87	1987B	1988-91	1993	1994	1996	1998	2000	ALL	
Essential	1	0	0	535	92	0	0	0	0	0	0	0	627
Very important	2	0	0	577	151	0	0	0	0	0	0	0	728
Fairly important	3	0	0	133	21	0	0	0	0	0	0	0	154
Not very important	4	0	0	10	9	0	0	0	0	0	0	0	19
Not important at all	5	0	0	2	0	0	0	0	0	0	0	0	2
Can't choose	8	0	0	13	5	0	0	0	0	0	0	0	18
No answer	9	0	0	15	1	0	0	0	0	0	0	0	16
Not applicable	BK	13626	354	6257	74	5907	1606	2992	2904	2832	2817	39369	

E. Natural ability? -- how important is that?

[VAR: OPABLE]

RESPONSE	PUNCH	YEAR									COL.	3885	
		1972-82	1982B	1983-87	1987B	1988-91	1993	1994	1996	1998	2000	ALL	
Essential	1	0	0	161	49	0	0	0	0	0	0	0	210
Very important	2	0	0	583	155	0	0	0	0	0	0	0	738
Fairly important	3	0	0	458	63	0	0	0	0	0	0	0	521
Not very important	4	0	0	48	5	0	0	0	0	0	0	0	53
Not important at all	5	0	0	5	2	0	0	0	0	0	0	0	7
Can't choose	8	0	0	12	3	0	0	0	0	0	0	0	15
No answer	9	0	0	18	2	0	0	0	0	0	0	0	20
Not applicable	BK	13626	354	6257	74	5907	1606	2992	2904	2832	2817	39369	

F. Hard work -- how important is that for getting ahead in life?

[VAR: OPHRDWRK]

RESPONSE	PUNCH	YEAR									COL.	3886	
		1972-82	1982B	1983-87	1987B	1988-91	1993	1994	1996	1998	2000	ALL	
Essential	1	0	0	475	95	0	0	0	0	0	0	0	570
Very important	2	0	0	661	153	0	0	0	0	0	0	0	814
Fairly important	3	0	0	113	24	0	0	0	0	0	0	0	137
Not very important	4	0	0	17	4	0	0	0	0	0	0	0	21
Not important at all	5	0	0	4	1	0	0	0	0	0	0	0	5
Can't choose	8	0	0	1	1	0	0	0	0	0	0	0	2
No answer	9	0	0	14	1	0	0	0	0	0	0	0	15
Not applicable	BK	13626	354	6257	74	5907	1606	2992	2904	2832	2817	39369	

G. Knowing the right people?

[VAR: OPKNOW]

RESPONSE	PUNCH	YEAR									COL.	3887
		1972-82	1982B	1983-87	1987B	1988-91	1993	1994	1996	1998	2000	ALL
Essential	1	0	0	98	39	0	0	0	0	0	155	292
Very important	2	0	0	410	138	0	0	0	0	0	410	958
Fairly important	3	0	0	575	79	0	0	0	0	0	459	1113
Not very important	4	0	0	160	13	0	0	0	0	0	129	302
Not important at all	5	0	0	23	4	0	0	0	0	0	44	71
Can't choose	8	0	0	5	4	0	0	0	0	0	20	29
No answer	9	0	0	14	2	0	0	0	0	0	55	71
Not applicable	BK	13626	354	6257	74	5907	1606	2992	2904	2832	1545	38097

H. Having political connections?

[VAR: OPCLOUT]

RESPONSE	PUNCH	YEAR									COL.	3888
		1972-82	1982B	1983-87	1987B	1988-91	1993	1994	1996	1998	2000	ALL
Essential	1	0	0	33	22	0	0	0	0	0	0	55
Very important	2	0	0	164	72	0	0	0	0	0	0	236
Fairly important	3	0	0	383	82	0	0	0	0	0	0	465
Not very important	4	0	0	457	59	0	0	0	0	0	0	516
Not important at all	5	0	0	183	30	0	0	0	0	0	0	213
Can't choose	8	0	0	51	12	0	0	0	0	0	0	63
No answer	9	0	0	14	2	0	0	0	0	0	0	16
Not applicable	BK	13626	354	6257	74	5907	1606	2992	2904	2832	2817	39369

I. A person's race -- how important is that?

[VAR: OPRACE]

RESPONSE	PUNCH	YEAR									COL.	3889
		1972-82	1982B	1983-87	1987B	1988-91	1993	1994	1996	1998	2000	ALL
Essential	1	0	0	25	16	0	0	0	0	0	0	41
Very important	2	0	0	157	73	0	0	0	0	0	0	230
Fairly important	3	0	0	314	49	0	0	0	0	0	0	363
Not very important	4	0	0	442	63	0	0	0	0	0	0	505
Not important at all	5	0	0	292	67	0	0	0	0	0	0	359
Can't choose	8	0	0	41	9	0	0	0	0	0	0	50
No answer	9	0	0	14	2	0	0	0	0	0	0	16
Not applicable	BK	13626	354	6257	74	5907	1606	2992	2904	2832	2817	39369

J. A person's religion?

[VAR: OPRELIG]

RESPONSE	PUNCH	YEAR									COL.	3900
		1972-82	1982B	1983-87	1987B	1988-91	1993	1994	1996	1998	2000	ALL
Essential	1	0	0	49	25	0	0	0	0	0	0	74
Very important	2	0	0	131	58	0	0	0	0	0	0	189
Fairly important	3	0	0	177	47	0	0	0	0	0	0	224
Not very important	4	0	0	439	67	0	0	0	0	0	0	506
Not important at all	5	0	0	443	72	0	0	0	0	0	0	515
Can't choose	8	0	0	32	8	0	0	0	0	0	0	40
No answer	9	0	0	14	2	0	0	0	0	0	0	16
Not applicable	BK	13626	354	6257	74	5907	1606	2992	2904	2832	2817	39369

K. The part of the country a person comes from?

[VAR: OPREGION]

RESPONSE	PUNCH	YEAR									COL.	3901
		1972-82	1982B	1983-87	1987B	1988-91	1993	1994	1996	1998	2000	ALL
Essential	1	0	0	15	15	0	0	0	0	0	0	30
Very important	2	0	0	75	29	0	0	0	0	0	0	104
Fairly important	3	0	0	187	48	0	0	0	0	0	0	235
Not very important	4	0	0	484	91	0	0	0	0	0	0	575
Not important at all	5	0	0	477	89	0	0	0	0	0	0	566
Can't choose	8	0	0	33	5	0	0	0	0	0	0	38
No answer	9	0	0	14	2	0	0	0	0	0	0	16
Not applicable	BK	13626	354	6257	74	5907	1606	2992	2904	2832	2817	39369

L. Being born a man or a woman -- how important is that for getting ahead in life?

[VAR: OPSEX]

RESPONSE	PUNCH	YEAR									COL.	3902
		1972-82	1982B	1983-87	1987B	1988-91	1993	1994	1996	1998	2000	ALL
Essential	1	0	0	35	15	0	0	0	0	0	0	50
Very important	2	0	0	146	54	0	0	0	0	0	0	200
Fairly important	3	0	0	292	50	0	0	0	0	0	0	342
Not very important	4	0	0	421	64	0	0	0	0	0	0	485
Not important at all	5	0	0	340	77	0	0	0	0	0	0	417
Can't choose	8	0	0	31	11	0	0	0	0	0	0	42
No answer	9	0	0	20	8	0	0	0	0	0	0	28
Not applicable	BK	13626	354	6257	74	5907	1606	2992	2904	2832	2817	39369

M. A person's political beliefs?

[VAR: OPPOL]

RESPONSE	PUNCH	YEAR									COL.	3903
		1972-82	1982B	1983-87	1987B	1988-91	1993	1994	1996	1998	2000	ALL
Essential	1	0	0	18	13	0	0	0	0	0	0	31
Very important	2	0	0	93	42	0	0	0	0	0	0	135
Fairly important	3	0	0	317	71	0	0	0	0	0	0	388
Not very important	4	0	0	479	71	0	0	0	0	0	0	550
Not important at all	5	0	0	314	68	0	0	0	0	0	0	382
Can't choose	8	0	0	43	6	0	0	0	0	0	0	49
No answer	9	0	0	21	8	0	0	0	0	0	0	29
Not applicable	BK	13626	354	6257	74	5907	1606	2992	2904	2832	2817	39369

900. The way things are in America, people like me and my family have a good chance of improving our standard of living -- do you agree or disagree?

[VAR: GOODLIFE]

RESPONSE	PUNCH	YEAR									COL.	3904
		1972-82	1982B	1983-87	1987B	1988-91	1993	1994	1996	1998	2000	ALL
Strongly agree	1	0	0	239	43	0	0	163	251	350	439	1485
Agree	2	0	0	661	130	0	0	757	973	1040	1003	4564
Neither agree or disagree	3	0	0	215	56	0	0	176	211	211	171	1040
Disagree	4	0	0	112	23	0	0	317	388	229	217	1286
Strongly disagree	5	0	0	19	11	0	0	54	72	50	47	253
Can't choose	8	0	0	20	9	0	0	27	25	30	14	125
No answer	9	0	0	19	7	0	0	6	5	1	5	43
Not applicable	BK	13626	354	6257	74	5907	1606	1492	979	921	921	32137

901. Some people earn a lot of money while others do not earn very much at all. In order to get people to work hard, do you think large differences in pay are . . .

[VAR: INCENTIV]

RESPONSE	PUNCH	YEAR									COL.	3905
		1972-82	1982B	1983-87	1987B	1988-91	1993	1994	1996	1998	2000	ALL
Absolutely necessary	1	0	0	224	78	0	0	0	0	0	0	302
Probably necessary	2	0	0	635	124	0	0	0	0	0	0	759
Probably not necessary	3	0	0	272	29	0	0	0	0	0	0	301
Definitely not necessary	4	0	0	72	25	0	0	0	0	0	0	97
Can't choose	8	0	0	64	16	0	0	0	0	0	0	80
No answer	9	0	0	18	7	0	0	0	0	0	0	25
Not applicable	BK	13626	354	6257	74	5907	1606	2992	2904	2832	2817	39369

902. Do you agree or disagree . . .

A. People would not want to take extra responsibility at work unless they were paid extra for it.

[VAR: INEQUAL1]

RESPONSE	PUNCH	YEAR										COL.	3906
		1972-82	1982B	1983-87	1987B	1988-91	1993	1994	1996	1998	2000	ALL	
Strongly agree	1	0	0	221	76	0	0	0	526	0	0	823	
Agree	2	0	0	661	127	0	0	0	592	0	0	1380	
Neither agree nor disagree .	3	0	0	147	23	0	0	0	74	0	0	244	
Disagree	4	0	0	201	33	0	0	0	174	0	0	408	
Strongly disagree	5	0	0	22	8	0	0	0	56	0	0	86	
Can't choose	8	0	0	14	3	0	0	0	14	0	0	31	
No answer	9	0	0	19	9	0	0	0	8	0	0	36	
Not applicable	BK	13626	354	6257	74	5907	1606	2992	1460	2832	2817	37925	

B. Workers would not bother to get skills and qualifications unless they were paid extra for having them.

[VAR: INEQUAL2]

RESPONSE	PUNCH	YEAR										COL.	3907
		1972-82	1982B	1983-87	1987B	1988-91	1993	1994	1996	1998	2000	ALL	
Strongly agree	1	0	0	170	50	0	0	0	0	0	0	220	
Agree	2	0	0	553	105	0	0	0	0	0	0	658	
Neither agree nor disagree .	3	0	0	181	40	0	0	0	0	0	0	221	
Disagree	4	0	0	296	56	0	0	0	0	0	0	352	
Strongly disagree	5	0	0	41	14	0	0	0	0	0	0	55	
Can't choose	8	0	0	24	5	0	0	0	0	0	0	29	
No answer	9	0	0	20	9	0	0	0	0	0	0	29	
Not applicable	BK	13626	354	6257	74	5907	1606	2992	2904	2832	2817	39369	

C. Inequality continues to exist because it benefits the rich and powerful.

[VAR: INEQUAL3]

RESPONSE	PUNCH	YEAR										COL.	3908
		1972-82	1982B	1983-87	1987B	1988-91	1993	1994	1996	1998	2000	ALL	
Strongly agree	1	0	0	164	54	0	0	0	384	0	157	759	
Agree	2	0	0	422	89	0	0	0	471	0	413	1395	
Neither agree nor disagree .	3	0	0	321	58	0	0	0	184	0	309	872	
Disagree	4	0	0	227	31	0	0	0	193	0	203	654	
Strongly disagree	5	0	0	51	8	0	0	0	116	0	56	231	
Can't choose	8	0	0	77	26	0	0	0	90	0	56	249	
No answer	9	0	0	23	13	0	0	0	6	0	78	120	
Not applicable	BK	13626	354	6257	74	5907	1606	2992	1460	2832	1545	36653	

D. No one would study for years to become a lawyer or doctor unless they expected to earn a lot more than ordinary workers.

[VAR: INEQUAL4]

RESPONSE	PUNCH	YEAR										COL.	3909
		1972-82	1982B	1983-87	1987B	1988-91	1993	1994	1996	1998	2000	ALL	
Strongly agree	1	0	0	320	99	0	0	0	0	0	264	683	
Agree	2	0	0	536	107	0	0	0	0	0	472	1115	
Neither agree nor disagree .	3	0	0	141	24	0	0	0	0	0	171	336	
Disagree	4	0	0	225	35	0	0	0	0	0	235	495	
Strongly disagree	5	0	0	27	5	0	0	0	0	0	45	77	
Can't choose	8	0	0	11	1	0	0	0	0	0	12	24	
No answer	9	0	0	25	8	0	0	0	0	0	73	106	
Not applicable	BK	13626	354	6257	74	5907	1606	2992	2904	2832	1545	38097	

E. Large differences in income are necessary for America's prosperity.

[VAR: INEQUAL5]

RESPONSE	PUNCH	YEAR										COL.	3910
		1972-82	1982B	1983-87	1987B	1988-91	1993	1994	1996	1998	2000	ALL	
Strongly agree	1	0	0	67	35	0	0	0	114	0	57	273	
Agree	2	0	0	325	69	0	0	0	287	0	260	941	
Neither agree nor disagree .	3	0	0	353	66	0	0	0	177	0	347	943	
Disagree	4	0	0	394	64	0	0	0	434	0	394	1286	
Strongly disagree	5	0	0	68	17	0	0	0	361	0	101	547	
Can't choose	8	0	0	49	17	0	0	0	64	0	38	168	
No answer	9	0	0	29	11	0	0	0	7	0	75	122	
Not applicable	BK	13626	354	6257	74	5907	1606	2992	1460	2832	1545	36653	

F. Allowing business to make good profits is the best way to improve everyone's standard of living.

[VAR: INEQUAL6]

RESPONSE	PUNCH	YEAR										COL.	3911
		1972-82	1982B	1983-87	1987B	1988-91	1993	1994	1996	1998	2000	ALL	
Strongly agree	1	0	0	121	35	0	0	0	263	0	0	419	
Agree	2	0	0	464	90	0	0	0	508	0	0	1062	
Neither agree nor disagree .	3	0	0	296	49	0	0	0	165	0	0	510	
Disagree	4	0	0	295	64	0	0	0	300	0	0	659	
Strongly disagree	5	0	0	46	17	0	0	0	147	0	0	210	
Can't choose	8	0	0	41	16	0	0	0	54	0	0	111	
No answer	9	0	0	22	8	0	0	0	7	0	0	37	
Not applicable	BK	13626	354	6257	74	5907	1606	2992	1460	2832	2817	37925	

G. Inequality continues to exist because ordinary people don't join together to get rid of it.

[VAR: INEQUAL7]

RESPONSE	PUNCH	YEAR										COL.	3912
		1972-82	1982B	1983-87	1987B	1988-91	1993	1994	1996	1998	2000	ALL	
Strongly agree	1	0	0	103	56	0	0	0	0	0	125	284	
Agree	2	0	0	427	107	0	0	0	0	0	410	944	
Neither agree nor disagree .	3	0	0	335	40	0	0	0	0	0	319	694	
Disagree	4	0	0	285	43	0	0	0	0	0	213	541	
Strongly disagree	5	0	0	50	6	0	0	0	0	0	73	129	
Can't choose	8	0	0	62	17	0	0	0	0	0	51	130	
No answer	9	0	0	23	10	0	0	0	0	0	81	114	
Not applicable	BK	13626	354	6257	74	5907	1606	2992	2904	2832	1545	38097	

REMARKS: See Appendix N for across survey changes.

903. We would like to know what you think people in these jobs actually earn. Please write in how much you think they usually earn, each year, before taxes. Many people are not exactly sure about this but your best guess will be close enough. This may be difficult, but it is very important. So please try. Please write in how much they actually earn each year.

A. First, about how much do you think a bricklayer earns?

[VAR: PAYMASON]

RESPONSE	PUNCH	YEAR							COL. 3913-3918			
		1972-82	1982B	1983-87	1987B	1988-91	1993	1994	1996	1998	2000	ALL
\$0-14999	0-14999	0	0	71	35	0	0	0	0	0	0	106
\$15000-29999	15000-29999	0	0	481	93	0	0	0	0	0	0	574
\$30000-49999	30000-49999	0	0	470	76	0	0	0	0	0	0	546
\$50000-99999	50000-99999	0	0	60	18	0	0	0	0	0	0	78
\$100000-999995	100000-999995	0	0	2	2	0	0	0	0	0	0	4
Over \$999995	999996	0	0	1	0	0	0	0	0	0	0	1
Don't know	999998	0	0	48	20	0	0	0	0	0	0	68
No answer	999999	0	0	152	35	0	0	0	0	0	0	187
Not applicable	BK	13626	354	6257	74	5907	1606	2992	2904	2832	2817	39369

B. A doctor in general practice?

[VAR: PAYDOC]

RESPONSE	PUNCH	YEAR							COL. 3919-3924			
		1972-82	1982B	1983-87	1987B	1988-91	1993	1994	1996	1998	2000	ALL
\$0-14999	\$0-14999	0	0	15	8	0	0	0	0	0	10	33
\$15000-29999	15000-29999	0	0	22	13	0	0	0	0	0	18	53
\$30000-49999	30000-49999	0	0	87	49	0	0	0	0	0	40	176
\$50000-99999	50000-99999	0	0	498	84	0	0	0	0	0	316	898
\$100000-999995	100000-999995	0	0	469	69	0	0	0	0	0	661	1199
Over \$999995	999996	0	0	3	0	0	0	0	0	0	12	15
Don't know	999998	0	0	43	22	0	0	0	0	0	68	133
No answer	999999	0	0	148	34	0	0	0	0	0	147	329
Not applicable	BK	13626	354	6257	74	5907	1606	2992	2904	2832	1545	38097

C. A bank clerk?

[VAR: PA YCLERK]

RESPONSE	PUNCH	YEAR							COL. 3925-3930			
		1972-82	1982B	1983-87	1987B	1988-91	1993	1994	1996	1998	2000	ALL
\$0-14999	0-14999	0	0	323	77	0	0	0	0	0	0	400
\$15000-29999	15000-29999	0	0	667	122	0	0	0	0	0	0	789
\$30000-49999	30000-49999	0	0	86	17	0	0	0	0	0	0	103
\$50000-99999	50000-99999	0	0	12	5	0	0	0	0	0	0	17
\$100000-999995	100000-999995	0	0	0	2	0	0	0	0	0	0	2
Over \$999995	999996	0	0	1	0	0	0	0	0	0	0	1
Don't know	999998	0	0	48	20	0	0	0	0	0	0	68
No answer	999999	0	0	148	36	0	0	0	0	0	0	184
Not applicable	BK	13626	354	6257	74	5907	1606	2992	2904	2832	2817	39369

D. The owner of a small shop?

[VAR: PAYOWNER]

RESPONSE	PUNCH	YEAR							COL. 3931-3936			
		1972-82	1982B	1983-87	1987B	1988-91	1993	1994	1996	1998	2000	ALL
\$0-14999	0-14999	0	0	114	46	0	0	0	0	0	0	160
\$15000-29999	15000-29999	0	0	511	88	0	0	0	0	0	0	599
\$30000-49999	30000-49999	0	0	303	49	0	0	0	0	0	0	352
\$50000-99999	50000-99999	0	0	121	29	0	0	0	0	0	0	150
\$100000-999995	100000-999995	0	0	14	5	0	0	0	0	0	0	19
Over \$999995	999996	0	0	0	0	0	0	0	0	0	0	0
Don't know	999998	0	0	49	24	0	0	0	0	0	0	73
No answer	999999	0	0	173	38	0	0	0	0	0	0	211
Not applicable	BK	13626	354	6257	74	5907	1606	2992	2904	2832	0	33720

E. The chairman of a large national corporation?

[VAR: PAYEXEC]

RESPONSE	PUNCH	YEAR								COL. 3937-3942		
		1972-82	1982B	1983-87	1987B	1988-91	1993	1994	1996	1998	2000	ALL
\$0-14999	0-14999	0	0	16	12	0	0	0	0	0	11	39
\$15000-29999	15000-29999	0	0	37	18	0	0	0	0	0	9	64
\$30000-49999	30000-49999	0	0	61	28	0	0	0	0	0	22	111
\$50000-99999	50000-99999	0	0	254	71	0	0	0	0	0	162	487
\$100000-999995	100000-999995	0	0	645	87	0	0	0	0	0	576	1308
Over \$999995	999996	0	0	64	2	0	0	0	0	0	252	318
Don't know	999998	0	0	45	23	0	0	0	0	0	75	143
No answer	999999	0	0	163	38	0	0	0	0	0	165	366
Not applicable	BK 13626	354	6257	74	5907	1606	2992	2904	2832	1545	38097	

F. A skilled worker in a factory?

[VAR: PAYSKILL]

RESPONSE	PUNCH	YEAR								COL. 3943-3948		
		1972-82	1982B	1983-87	1987B	1988-91	1993	1994	1996	1998	2000	ALL
\$0-14999	0-14999	0	0	94	53	0	0	0	0	0	67	214
\$15000-29999	15000-29999	0	0	557	110	0	0	0	0	0	390	1057
\$30000-49999	30000-49999	0	0	404	52	0	0	0	0	0	446	902
\$50000-99999	50000-99999	0	0	43	8	0	0	0	0	0	135	186
\$100000-999995	100000-999995	0	0	1	1	0	0	0	0	0	5	7
Over \$999995	999996	0	0	0	0	0	0	0	0	0	1	1
Don't know	999998	0	0	38	19	0	0	0	0	0	62	119
No answer	999999	0	0	148	36	0	0	0	0	0	166	350
Not applicable	BK 13626	354	6257	74	5907	1606	2992	2904	2832	1545	38097	

G. A farm laborer?

[VAR: PAYFARM]

RESPONSE	PUNCH	YEAR								COL. 3949-3954		
		1972-82	1982B	1983-87	1987B	1988-91	1993	1994	1996	1998	2000	ALL
\$0-14999	0-14999	0	0	611	126	0	0	0	0	0	0	737
\$15000-29999	15000-29999	0	0	423	74	0	0	0	0	0	0	497
\$30000-49999	30000-49999	0	0	45	15	0	0	0	0	0	0	60
\$50000-99999	50000-99999	0	0	10	5	0	0	0	0	0	0	15
\$100000-999995	100000-999995	0	0	3	3	0	0	0	0	0	0	6
Over \$999995	999996	0	0	0	0	0	0	0	0	0	0	0
Don't know	999998	0	0	40	19	0	0	0	0	0	0	59
No answer	999999	0	0	153	37	0	0	0	0	0	0	190
Not applicable	BK 13626	354	6257	74	5907	1606	2992	2904	2832	2817	39369	

H. A secretary?

[VAR: PAYSEC]

RESPONSE	PUNCH	YEAR								COL. 3955-3960		
		1972-82	1982B	1983-87	1987B	1988-91	1993	1994	1996	1998	2000	ALL
\$0-14999	0-14999	0	0	377	95	0	0	0	0	0	0	472
\$15000-29999	15000-29999	0	0	675	120	0	0	0	0	0	0	795
\$30000-49999	30000-49999	0	0	36	5	0	0	0	0	0	0	41
\$50000-99999	50000-99999	0	0	3	2	0	0	0	0	0	0	5
\$100000-999995	100000-999995	0	0	0	1	0	0	0	0	0	0	1
Over \$999995	999996	0	0	1	0	0	0	0	0	0	0	1
Don't know	999998	0	0	43	20	0	0	0	0	0	0	63
No answer	999999	0	0	150	36	0	0	0	0	0	0	186
Not applicable	BK 13626	354	6257	74	5907	1606	2992	2904	2832	2817	39369	

I. A city bus driver?

[VAR: PAYBUS]

RESPONSE	PUNCH	YEAR							COL. 3961-3966			
		1972-82	1982B	1983-87	1987B	1988-91	1993	1994	1996	1998	2000	ALL
\$0-14999	0-14999	0	0	251	49	0	0	0	0	0	0	300
\$15000-29999	15000-29999	0	0	710	136	0	0	0	0	0	0	846
\$30000-49999	30000-49999	0	0	118	31	0	0	0	0	0	0	149
\$50000-99999	50000-99999	0	0	5	1	0	0	0	0	0	0	6
\$100000-999995	100000-999995	0	0	0	1	0	0	0	0	0	0	1
Over \$999995	999996	0	0	1	0	0	0	0	0	0	0	1
Don't know	999998	0	0	42	22	0	0	0	0	0	0	64
No answer	999999	0	0	158	39	0	0	0	0	0	0	197
Not applicable	BK	13626	354	6257	74	5907	1606	2992	2904	2832	2817	39369

J. An unskilled worker in a factory?

[VAR: PAYUNSKL]

RESPONSE	PUNCH	YEAR							COL. 3967-3972			
		1972-82	1982B	1983-87	1987B	1988-91	1993	1994	1996	1998	2000	ALL
\$0-14999	0-14999	0	0	573	152	0	0	0	0	0	244	969
\$15000-29999	15000-29999	0	0	499	67	0	0	0	0	0	639	1205
\$30000-49999	30000-49999	0	0	26	6	0	0	0	0	0	134	166
\$50000-99999	50000-99999	0	0	1	1	0	0	0	0	0	15	17
\$100000-999995	100000-999995	0	0	0	0	0	0	0	0	0	4	4
Over \$999995	999996	0	0	1	0	0	0	0	0	0	1	2
Don't know	999998	0	0	41	18	0	0	0	0	0	63	122
No answer	999999	0	0	144	35	0	0	0	0	0	172	351
Not applicable	BK	13626	354	6257	74	5907	1606	2992	2904	2832	1545	38097

K. A member of the cabinet in the federal government?

[VAR: PAYCABNT]

RESPONSE	PUNCH	YEAR							COL. 3983-3988			
		1972-82	1982B	1983-87	1987B	1988-91	1993	1994	1996	1998	2000	ALL
\$0-14999	0-14999	0	0	12	6	0	0	0	0	0	11	29
\$15000-29999	15000-29999	0	0	23	14	0	0	0	0	0	16	53
\$30000-49999	30000-49999	0	0	91	27	0	0	0	0	0	55	173
\$50000-99999	50000-99999	0	0	693	129	0	0	0	0	0	349	1171
\$100000-999995	100000-999995	0	0	256	39	0	0	0	0	0	575	870
Over \$999995	999996	0	0	2	1	0	0	0	0	0	12	15
Don't know	999998	0	0	44	25	0	0	0	0	0	90	159
No answer	999999	0	0	164	38	0	0	0	0	0	164	366
Not applicable	BK	13626	354	6257	74	5907	1606	2992	2904	2832	1545	38097

L. A lawyer?

[VAR: PAYLAW]

RESPONSE	PUNCH	YEAR							COL. 3989-3994			
		1972-82	1982B	1983-87	1987B	1988-91	1993	1994	1996	1998	2000	ALL
\$0-14999	0-14999	0	0	0	0	0	0	0	0	0	11	11
\$15000-29999	15000-29999	0	0	0	0	0	0	0	0	0	14	14
\$30000-49999	30000-49999	0	0	0	0	0	0	0	0	0	39	39
\$50000-99999	50000-99999	0	0	0	0	0	0	0	0	0	320	320
\$100000-999995	100000-999995	0	0	0	0	0	0	0	0	0	643	643
Over \$999995	999996	0	0	0	0	0	0	0	0	0	20	20
Don't know	999998	0	0	0	0	0	0	0	0	0	70	70
No answer	999999	0	0	0	0	0	0	0	0	0	155	155
Not applicable	BK	13626	354	7542	353	5907	1606	2992	2904	2832	1545	36661

M. A salesclerk an a department store?

[VAR: PAYSALLES]

RESPONSE	PUNCH	YEAR								COL. 3995-4000			
		1972-82	1982B	1983-87	1987B	1988-91	1993	1994	1996	1998	2000	ALL	
\$0-14999	0-14999	0	0	0	0	0	0	0	0	0	0	213	213
\$15000-29999	15000-29999	0	0	0	0	0	0	0	0	0	0	686	686
\$30000-49999	30000-49999	0	0	0	0	0	0	0	0	0	0	128	128
\$50000-99999	50000-99999	0	0	0	0	0	0	0	0	0	0	15	15
\$100000-999995	100000-999995	0	0	0	0	0	0	0	0	0	0	3	3
Over \$999995	999996	0	0	0	0	0	0	0	0	0	0	1	1
Don't know	999998	0	0	0	0	0	0	0	0	0	0	64	64
No answer	999999	0	0	0	0	0	0	0	0	0	0	162	162
Not applicable	BK	13626	354	7542	353	5907	1606	2992	2904	2832	1545	39661	

N. The owner-manager of a large factory?

[VAR: PAYFCTRY]

RESPONSE	PUNCH	YEAR								COL. 4001-4006			
		1972-82	1982B	1983-87	1987B	1988-91	1993	1994	1996	1998	2000	ALL	
\$0-14999	0-14999	0	0	0	0	0	0	0	0	0	0	11	11
\$15000-29999	15000-29999	0	0	0	0	0	0	0	0	0	0	39	39
\$30000-49999	30000-49999	0	0	0	0	0	0	0	0	0	0	102	102
\$50000-99999	50000-99999	0	0	0	0	0	0	0	0	0	0	283	283
\$100000-999995	100000-999995	0	0	0	0	0	0	0	0	0	0	520	520
Over \$999995	999996	0	0	0	0	0	0	0	0	0	0	82	82
Don't know	999998	0	0	0	0	0	0	0	0	0	0	83	83
No answer	999999	0	0	0	0	0	0	0	0	0	0	152	152
Not applicable	BK	13626	354	7542	353	5907	1606	2992	2904	2832	1545	39661	

O. A Supreme Court Justice?

[VAR: PAYJUDGE]

RESPONSE	PUNCH	YEAR								COL. 4007-4012			
		1972-82	1982B	1983-87	1987B	1988-91	1993	1994	1996	1998	2000	ALL	
\$0-14999	0-14999	0	0	0	0	0	0	0	0	0	0	9	9
\$15000-29999	15000-29999	0	0	0	0	0	0	0	0	0	0	23	23
\$30000-49999	30000-49999	0	0	0	0	0	0	0	0	0	0	29	29
\$50000-99999	50000-99999	0	0	0	0	0	0	0	0	0	0	270	270
\$100000-999995	100000-999995	0	0	0	0	0	0	0	0	0	0	686	686
Over \$999995	999996	0	0	0	0	0	0	0	0	0	0	17	17
Don't know	999998	0	0	0	0	0	0	0	0	0	0	86	86
No answer	999999	0	0	0	0	0	0	0	0	0	0	152	152
Not applicable	BK	13626	354	7542	353	5907	1606	2992	2904	2832	1545	39661	

P. People in your occupation - about how much do they actually earn?

[VAR: PAYROCC]

RESPONSE	PUNCH	YEAR								COL. 4013-4018			
		1972-82	1982B	1983-87	1987B	1988-91	1993	1994	1996	1998	2000	ALL	
\$0-14999	0-14999	0	0	0	0	0	0	0	0	0	0	122	122
\$15000-29999	15000-29999	0	0	0	0	0	0	0	0	0	0	317	317
\$30000-49999	30000-49999	0	0	0	0	0	0	0	0	0	0	316	316
\$50000-99999	50000-99999	0	0	0	0	0	0	0	0	0	0	211	211
\$100000-999995	100000-999995	0	0	0	0	0	0	0	0	0	0	50	50
Over \$999995	999996	0	0	0	0	0	0	0	0	0	0	4	4
Never worked	999997	0	0	0	0	0	0	0	0	0	0	0	0
Don't know	999998	0	0	0	0	0	0	0	0	0	0	43	43
No answer	999999	0	0	0	0	0	0	0	0	0	0	191	191
Not applicable	BK	13626	354	7542	353	5907	1606	2992	2904	2832	1545	39661	

904. Next, what do you think people in these jobs ought to be paid -- how much do you think they should earn each year before taxes, regardless of what they actually get? Please write in how much they should earn each year.

A. First, about how much do you think a bricklayer should earn?

[VAR: GIVMASON]

RESPONSE	PUNCH	YEAR							COL. 4029-4034			
		1972-82	1982B	1983-87	1987B	1988-91	1993	1994	1996	1998	2000	ALL
\$0-14999	0-14999	0	0	44	17	0	0	0	0	0	0	61
\$15000-29999	15000-29999	0	0	479	87	0	0	0	0	0	0	566
\$30000-49999	30000-49999	0	0	458	73	0	0	0	0	0	0	531
\$50000-99999	50000-99999	0	0	62	30	0	0	0	0	0	0	92
\$100000-999995	100000-999995	0	0	4	2	0	0	0	0	0	0	6
Over \$999995	999996	0	0	1	0	0	0	0	0	0	0	1
Don't know	999998	0	0	51	25	0	0	0	0	0	0	76
No answer	999999	0	0	186	45	0	0	0	0	0	0	231
Not applicable	BK	13626	354	6257	74	5907	1606	2992	2904	2832	2817	39369

B. A doctor in general practice?

[VAR: GIVDOC]

RESPONSE	PUNCH	YEAR							COL. 4035-4040			
		1972-82	1982B	1983-87	1987B	1988-91	1993	1994	1996	1998	2000	ALL
\$0-14999	0-14999	0	0	11	8	0	0	0	0	0	10	29
\$15000-29999	15000-29999	0	0	45	16	0	0	0	0	0	11	72
\$30000-49999	30000-49999	0	0	126	39	0	0	0	0	0	41	206
\$50000-99999	50000-99999	0	0	553	96	0	0	0	0	0	352	1001
\$100000-999995	100000-999995	0	0	319	52	0	0	0	0	0	588	959
Over \$999995	999996	0	0	1	0	0	0	0	0	0	8	9
Don't know	999998	0	0	49	25	0	0	0	0	0	64	138
No answer	999999	0	0	181	43	0	0	0	0	0	198	422
Not applicable	BK	13626	354	6257	74	5907	1606	2992	2904	2832	1545	38097

C. A bank clerk?

[VAR: GIVCLERK]

RESPONSE	PUNCH	YEAR							COL. 4041-4046			
		1972-82	1982B	1983-87	1987B	1988-91	1993	1994	1996	1998	2000	ALL
\$0-14999	0-14999	0	0	188	53	0	0	0	0	0	0	241
\$15000-29999	15000-29999	0	0	754	126	0	0	0	0	0	0	880
\$30000-49999	30000-49999	0	0	99	22	0	0	0	0	0	0	121
\$50000-99999	50000-99999	0	0	13	9	0	0	0	0	0	0	22
\$100000-999995	100000-999995	0	0	3	1	0	0	0	0	0	0	4
Over \$999995	999996	0	0	0	0	0	0	0	0	0	0	0
Don't know	999998	0	0	51	24	0	0	0	0	0	0	75
No answer	999999	0	0	177	44	0	0	0	0	0	0	221
Not applicable	BK	13626	354	6257	74	5907	1606	2992	2904	2832	2817	39369

D. The owner of a small shop?

[VAR: GIVOWNER]

RESPONSE	PUNCH	YEAR							COL. 4047-4052			
		1972-82	1982B	1983-87	1987B	1988-91	1993	1994	1996	1998	2000	ALL
\$0-14999	0-14999	0	0	62	30	0	0	0	0	0	0	92
\$15000-29999	15000-29999	0	0	424	76	0	0	0	0	0	0	500
\$30000-49999	30000-49999	0	0	365	59	0	0	0	0	0	0	424
\$50000-99999	50000-99999	0	0	154	35	0	0	0	0	0	0	189
\$100000-999995	100000-999995	0	0	22	5	0	0	0	0	0	0	27
Over \$999995	999996	0	0	0	0	0	0	0	0	0	0	0
Don't know	999998	0	0	57	27	0	0	0	0	0	0	84
No answer	999999	0	0	201	47	0	0	0	0	0	0	248
Not applicable	BK	13626	354	6257	74	5907	1606	2992	2904	2832	0	33720

E. The chairman of a large national corporation?

[VAR: GIVEXEC]

RESPONSE	PUNCH	YEAR								COL. 4053-4058		
		1972-82	1982B	1983-87	1987B	1988-91	1993	1994	1996	1998	2000	ALL
\$0-14999	0-14999	0	0	19	14	0	0	0	0	0	7	40
\$15000-29999	15000-29999	0	0	64	23	0	0	0	0	0	20	107
\$30000-49999	30000-49999	0	0	136	30	0	0	0	0	0	39	205
\$50000-99999	50000-99999	0	0	343	85	0	0	0	0	0	274	702
\$100000-999995	100000-999995	0	0	460	56	0	0	0	0	0	580	1096
Over \$999995	999996	0	0	19	0	0	0	0	0	0	77	96
Don't know	999998	0	0	55	26	0	0	0	0	0	70	151
No answer	999999	0	0	189	45	0	0	0	0	0	205	439
Not applicable	BK 13626	354	6257	74	5907	1606	2992	2904	2832	1545	38097	

F. A skilled worker in a factory?

[VAR: GIVSKILL]

RESPONSE	PUNCH	YEAR								COL. 4059-4064		
		1972-82	1982B	1983-87	1987B	1988-91	1993	1994	1996	1998	2000	ALL
\$0-14999	0-14999	0	0	60	28	0	0	0	0	0	19	107
\$15000-29999	15000-29999	0	0	517	108	0	0	0	0	0	230	855
\$30000-49999	30000-49999	0	0	427	63	0	0	0	0	0	507	997
\$50000-99999	50000-99999	0	0	47	10	0	0	0	0	0	240	297
\$100000-999995	100000-999995	0	0	5	3	0	0	0	0	0	10	18
Over \$999995	999996	0	0	1	0	0	0	0	0	0	1	2
Don't know	999998	0	0	49	24	0	0	0	0	0	60	133
No answer	999999	0	0	179	43	0	0	0	0	0	205	427
Not applicable	BK 13626	354	6257	74	5907	1606	2992	2904	2832	1545	38097	

G. A farm laborer?

[VAR: GIVFARM]

RESPONSE	PUNCH	YEAR								COL. 4065-4070		
		1972-82	1982B	1983-87	1987B	1988-91	1993	1994	1996	1998	2000	ALL
\$0-14999	0-14999	0	0	270	58	0	0	0	0	0	0	328
\$15000-29999	15000-29999	0	0	603	106	0	0	0	0	0	0	709
\$30000-49999	30000-49999	0	0	139	29	0	0	0	0	0	0	168
\$50000-99999	50000-99999	0	0	34	12	0	0	0	0	0	0	46
\$100000-999995	100000-999995	0	0	7	3	0	0	0	0	0	0	10
Over \$999995	999996	0	0	0	0	0	0	0	0	0	0	0
Don't know	999998	0	0	48	24	0	0	0	0	0	0	72
No answer	999999	0	0	184	47	0	0	0	0	0	0	231
Not applicable	BK 13626	354	6257	74	5907	1606	2992	2904	2832	2817	39369	

H. A secretary?

[VAR: GIVSEC]

RESPONSE	PUNCH	YEAR								COL. 4071-4076		
		1972-82	1982B	1983-87	1987B	1988-91	1993	1994	1996	1998	2000	ALL
\$0-14999	0-14999	0	0	180	55	0	0	0	0	0	0	235
\$15000-29999	15000-29999	0	0	771	133	0	0	0	0	0	0	904
\$30000-49999	30000-49999	0	0	92	20	0	0	0	0	0	0	112
\$50000-99999	50000-99999	0	0	7	2	0	0	0	0	0	0	9
\$100000-999995	100000-999995	0	0	5	2	0	0	0	0	0	0	7
Over \$999995	999996	0	0	0	0	0	0	0	0	0	0	0
Don't know	999998	0	0	52	24	0	0	0	0	0	0	76
No answer	999999	0	0	178	43	0	0	0	0	0	0	221
Not applicable	BK 13626	354	6257	74	5907	1606	2992	2904	2832	2817	39369	

I. A city bus driver?

[VAR: GIVBUS]

RESPONSE	PUNCH	YEAR							COL. 4077-4082			
		1972-82	1982B	1983-87	1987B	1988-91	1993	1994	1996	1998	2000	ALL
\$0-14999	0-14999	0	0	172	35	0	0	0	0	0	0	207
\$15000-29999	15000-29999	0	0	738	117	0	0	0	0	0	0	855
\$30000-49999	30000-49999	0	0	131	48	0	0	0	0	0	0	179
\$50000-99999	50000-99999	0	0	8	6	0	0	0	0	0	0	14
\$100000-999995	100000-999995	0	0	4	1	0	0	0	0	0	0	5
Over \$999995	999996	0	0	0	0	0	0	0	0	0	0	0
Don't know	999998	0	0	49	25	0	0	0	0	0	0	74
No answer	999999	0	0	183	47	0	0	0	0	0	0	230
Not applicable	BK	13626	354	6257	74	5907	1606	2992	2904	2832	2817	39369

J. An unskilled worker in a factory?

[VAR: GIVUNSKL]

RESPONSE	PUNCH	YEAR							COL. 4083-4088			
		1972-82	1982B	1983-87	1987B	1988-91	1993	1994	1996	1998	2000	ALL
\$0-14999	0-14999	0	0	332	94	0	0	0	0	0	84	510
\$15000-29999	15000-29999	0	0	668	105	0	0	0	0	0	595	1368
\$30000-49999	30000-49999	0	0	48	10	0	0	0	0	0	273	331
\$50000-99999	50000-99999	0	0	3	1	0	0	0	0	0	42	46
\$100000-999995	100000-999995	0	0	4	3	0	0	0	0	0	9	16
Over \$999995	999996	0	0	0	0	0	0	0	0	0	1	1
Don't know	999998	0	0	49	24	0	0	0	0	0	60	133
No answer	999999	0	0	181	42	0	0	0	0	0	208	431
Not applicable	BK	13626	354	6257	74	5907	1606	2992	2904	2832	1545	38097

K. A member of the cabinet in the federal government?

[VAR: GIVCABNT]

RESPONSE	PUNCH	YEAR							COL. 4089-4094			
		1972-82	1982B	1983-87	1987B	1988-91	1993	1994	1996	1998	2000	ALL
\$0-14999	0-14999	0	0	27	13	0	0	0	0	0	13	53
\$15000-29999	15000-29999	0	0	64	22	0	0	0	0	0	35	121
\$30000-49999	30000-49999	0	0	206	41	0	0	0	0	0	80	327
\$50000-99999	50000-99999	0	0	592	108	0	0	0	0	0	476	1176
\$100000-999995	100000-999995	0	0	152	24	0	0	0	0	0	371	547
Over \$999995	999996	0	0	1	0	0	0	0	0	0	5	6
Don't know	999998	0	0	53	27	0	0	0	0	0	79	159
No answer	999999	0	0	190	44	0	0	0	0	0	213	447
Not applicable	BK	13626	354	6257	74	5907	1606	2992	2904	2832	1545	38097

L. A lawyer?

[VAR: GIVLAW]

RESPONSE	PUNCH	YEAR							COL. 4095-4100			
		1972-82	1982B	1983-87	1987B	1988-91	1993	1994	1996	1998	2000	ALL
\$0-14999	0-14999	0	0	0	0	0	0	0	0	0	11	11
\$15000-29999	15000-29999	0	0	0	0	0	0	0	0	0	26	26
\$30000-49999	30000-49999	0	0	0	0	0	0	0	0	0	58	58
\$50000-99999	50000-99999	0	0	0	0	0	0	0	0	0	425	425
\$100000-999995	100000-999995	0	0	0	0	0	0	0	0	0	469	469
Over \$999995	999996	0	0	0	0	0	0	0	0	0	7	7
Don't know	999998	0	0	0	0	0	0	0	0	0	66	66
No answer	999999	0	0	0	0	0	0	0	0	0	210	210
Not applicable	BK	13626	354	7542	353	5907	1606	2992	2904	2832	1545	39661

M. A salesclerk in a department store?

[VAR: GIVSALES]

RESPONSE	PUNCH	YEAR								COL. 4101-4106			
		1972-82	1982B	1983-87	1987B	1988-91	1993	1994	1996	1998	2000	ALL	
\$0-14999	0-14999	0	0	0	0	0	0	0	0	0	0	55	55
\$15000-29999	15000-29999	0	0	0	0	0	0	0	0	0	0	600	600
\$30000-49999	30000-49999	0	0	0	0	0	0	0	0	0	0	296	296
\$50000-99999	50000-99999	0	0	0	0	0	0	0	0	0	0	48	48
\$100000-999995	100000-999995	0	0	0	0	0	0	0	0	0	0	8	8
Over \$999995	999996	0	0	0	0	0	0	0	0	0	0	1	1
Don't know	999998	0	0	0	0	0	0	0	0	0	0	63	63
No answer	999999	0	0	0	0	0	0	0	0	0	0	201	201
Not applicable	BK	13626	354	7542	353	5907	1606	2992	2904	2832	1545	39661	

N. The owner-manager of a large factory?

[VAR: GIVFACTRY]

RESPONSE	PUNCH	YEAR								COL. 4107-4112			
		1972-82	1982B	1983-87	1987B	1988-91	1993	1994	1996	1998	2000	ALL	
\$0-14999	0-14999	0	0	0	0	0	0	0	0	0	0	6	6
\$15000-29999	15000-29999	0	0	0	0	0	0	0	0	0	0	35	35
\$30000-49999	30000-49999	0	0	0	0	0	0	0	0	0	0	94	94
\$50000-99999	50000-99999	0	0	0	0	0	0	0	0	0	0	340	340
\$100000-999995	100000-999995	0	0	0	0	0	0	0	0	0	0	467	467
Over \$999995	999996	0	0	0	0	0	0	0	0	0	0	50	50
Don't know	999998	0	0	0	0	0	0	0	0	0	0	78	78
No answer	999999	0	0	0	0	0	0	0	0	0	0	202	202
Not applicable	BK	13626	354	7542	353	5907	1606	2992	2904	2832	1545	39661	

O. A Supreme Court Justice?

[VAR: GIVJUDGE]

RESPONSE	PUNCH	YEAR								COL. 4113-4118			
		1972-82	1982B	1983-87	1987B	1988-91	1993	1994	1996	1998	2000	ALL	
\$0-14999	0-14999	0	0	0	0	0	0	0	0	0	0	9	9
\$15000-29999	15000-29999	0	0	0	0	0	0	0	0	0	0	20	20
\$30000-49999	30000-49999	0	0	0	0	0	0	0	0	0	0	46	46
\$50000-99999	50000-99999	0	0	0	0	0	0	0	0	0	0	336	336
\$100000-999995	100000-999995	0	0	0	0	0	0	0	0	0	0	570	570
Over \$999995	999996	0	0	0	0	0	0	0	0	0	0	10	10
Don't know	999998	0	0	0	0	0	0	0	0	0	0	79	79
No answer	999999	0	0	0	0	0	0	0	0	0	0	202	202
Not applicable	BK	13626	354	7542	353	5907	1606	2992	2904	2832	1545	39661	

P. People in your occupation - about how much ought they earn?

[VAR: GIVROCC]

RESPONSE	PUNCH	YEAR								COL. 4119-4124			
		1972-82	1982B	1983-87	1987B	1988-91	1993	1994	1996	1998	2000	ALL	
\$0-14999	0-14999	0	0	0	0	0	0	0	0	0	0	45	45
\$15000-29999	15000-29999	0	0	0	0	0	0	0	0	0	0	202	202
\$30000-49999	30000-49999	0	0	0	0	0	0	0	0	0	0	363	363
\$50000-99999	50000-99999	0	0	0	0	0	0	0	0	0	0	305	305
\$100000-999995	100000-999995	0	0	0	0	0	0	0	0	0	0	72	72
Over \$999995	999996	0	0	0	0	0	0	0	0	0	0	4	4
Never worked	999997	0	0	0	0	0	0	0	0	0	0	0	0
Don't know	999998	0	0	0	0	0	0	0	0	0	0	49	49
No answer	999999	0	0	0	0	0	0	0	0	0	0	214	214
Not applicable	BK	13626	354	7542	353	5907	1606	2992	2904	2832	1545	39661	

REMARKS: These questions code exact number of dollars mentioned. The numbers above are for convenience of display only.

905. Do you agree or disagree.

A. Differences in income in America are too large.

[VAR: INCGAP]

RESPONSE	PUNCH	YEAR										COL.	4125
		1972-82	1982B	1983-87	1987B	1988-91	1993	1994	1996	1998	2000	ALL	
Strongly agree	1	0	0	183	61	0	0	0	464	0	297	1005	
Agree	2	0	0	530	106	0	0	0	467	0	489	1592	
Neither agree nor disagree .	3	0	0	276	48	0	0	0	178	0	255	757	
Disagree	4	0	0	200	40	0	0	0	169	0	109	518	
Strongly disagree	5	0	0	41	5	0	0	0	117	0	38	201	
Can't choose	8	0	0	36	14	0	0	0	41	0	37	128	
No answer	9	0	0	19	5	0	0	0	8	0	47	79	
Not applicable	BK	13626	354	6257	74	5907	1606	2992	1460	2832	1545	36653	

B. It is the responsibility of the government to reduce the differences in income between people with high incomes and those with low incomes.

[VAR: GOVEQINC]

RESPONSE	PUNCH	YEAR										COL.	4126
		1972-82	1982B	1983-87	1987B	1988-91	1993	1994	1996	1998	2000	ALL	
Strongly agree	1	0	0	83	43	0	0	0	0	0	236	362	
Agree	2	0	0	268	92	0	0	0	0	0	562	922	
Neither agree nor disagree .	3	0	0	296	51	0	0	0	0	0	592	939	
Disagree	4	0	0	423	67	0	0	0	0	0	595	1085	
Strongly disagree	5	0	0	154	7	0	0	0	0	0	350	511	
Can't choose	8	0	0	37	12	0	0	0	0	0	77	126	
No answer	9	0	0	24	7	0	0	0	0	0	136	167	
Not applicable	BK	13626	354	6257	74	5907	1606	2992	2904	2832	269	36821	

C. The government should provide more chances for children from poor families to go to college.

[VAR: GOVEDOP]

RESPONSE	PUNCH	YEAR										COL.	4127
		1972-82	1982B	1983-87	1987B	1988-91	1993	1994	1996	1998	2000	ALL	
Strongly agree	1	0	0	290	120	0	0	0	0	0	0	410	
Agree	2	0	0	660	123	0	0	0	0	0	0	783	
Neither agree nor disagree .	3	0	0	154	16	0	0	0	0	0	0	170	
Disagree	4	0	0	127	9	0	0	0	0	0	0	136	
Strongly disagree	5	0	0	22	2	0	0	0	0	0	0	24	
Can't choose	8	0	0	9	3	0	0	0	0	0	0	12	
No answer	9	0	0	23	6	0	0	0	0	0	0	29	
Not applicable	BK	13626	354	6257	74	5907	1606	2992	2904	2832	2817	39369	

D. The government should provide a job for everyone who wants one.

[VAR: GOVJOBS]

RESPONSE	PUNCH	YEAR										COL.	4128
		1972-82	1982B	1983-87	1987B	1988-91	1993	1994	1996	1998	2000	ALL	
Strongly agree	1	0	0	179	77	0	0	0	0	0	0	256	
Agree	2	0	0	373	118	0	0	0	0	0	0	491	
Neither agree nor disagree .	3	0	0	254	38	0	0	0	0	0	0	292	
Disagree	4	0	0	318	27	0	0	0	0	0	0	345	
Strongly disagree	5	0	0	117	8	0	0	0	0	0	0	125	
Can't choose	8	0	0	18	5	0	0	0	0	0	0	23	
No answer	9	0	0	26	6	0	0	0	0	0	0	32	
Not applicable	BK	13626	354	6257	74	5907	1606	2992	2904	2832	2817	39369	

E. The government should spend less on benefits for the poor.

[VAR: GOVLESS]

RESPONSE	PUNCH	YEAR										COL.	4129
		1972-82	1982B	1983-87	1987B	1988-91	1993	1994	1996	1998	2000	ALL	
Strongly agree	1	0	0	42	10	0	0	0	0	0	0	0	52
Agree	2	0	0	181	20	0	0	0	0	0	0	0	201
Neither agree nor disagree .	3	0	0	282	24	0	0	0	0	0	0	0	306
Disagree	4	0	0	537	126	0	0	0	0	0	0	0	663
Strongly disagree	5	0	0	189	85	0	0	0	0	0	0	0	274
Can't choose	8	0	0	26	7	0	0	0	0	0	0	0	33
No answer	9	0	0	28	7	0	0	0	0	0	0	0	35
Not applicable	BK	13626	354	6257	74	5907	1606	2992	2904	2832	2817	39369	

F. The government should provide a decent standard of living for the unemployed.

[VAR: GOVUNEMP]

RESPONSE	PUNCH	YEAR										COL.	4130
		1972-82	1982B	1983-87	1987B	1988-91	1993	1994	1996	1998	2000	ALL	
Strongly agree	1	0	0	80	56	0	0	0	0	0	0	0	136
Agree	2	0	0	372	128	0	0	0	0	0	0	0	500
Neither agree nor disagree .	3	0	0	331	52	0	0	0	0	0	0	0	383
Disagree	4	0	0	375	25	0	0	0	0	0	0	0	400
Strongly disagree	5	0	0	73	3	0	0	0	0	0	0	0	76
Can't choose	8	0	0	32	9	0	0	0	0	0	0	0	41
No answer	9	0	0	22	6	0	0	0	0	0	0	0	28
Not applicable	BK	13626	354	6257	74	5907	1606	2992	2904	2832	2817	39369	

G. The government should provide everyone with a guaranteed basic income.

[VAR: GOVMINC]

RESPONSE	PUNCH	YEAR										COL.	4131
		1972-82	1982B	1983-87	1987B	1988-91	1993	1994	1996	1998	2000	ALL	
Strongly agree	1	0	0	69	38	0	0	0	0	0	0	0	107
Agree	2	0	0	187	81	0	0	0	0	0	0	0	268
Neither agree nor disagree .	3	0	0	252	64	0	0	0	0	0	0	0	316
Disagree	4	0	0	503	59	0	0	0	0	0	0	0	562
Strongly disagree	5	0	0	216	14	0	0	0	0	0	0	0	230
Can't choose	8	0	0	38	16	0	0	0	0	0	0	0	54
No answer	9	0	0	20	7	0	0	0	0	0	0	0	27
Not applicable	BK	13626	354	6257	74	5907	1606	2992	2904	2832	2817	39369	

906. Generally, how would you describe taxes in America today...

We mean all taxes together, including social security, income tax, sales tax, and all the rest.

A. First, for those with high incomes, are taxes . . .

[VAR: TAXRICH]

RESPONSE	PUNCH	YEAR										COL.	4132
		1972-82	1982B	1983-87	1987B	1988-91	1993	1994	1996	1998	2000	ALL	
Much too high	1	0	0	75	39	0	0	0	140	0	0	0	254
Too high	2	0	0	143	30	0	0	0	310	0	0	0	483
About right	3	0	0	271	48	0	0	0	296	0	0	0	615
Too low	4	0	0	476	82	0	0	0	360	0	0	0	918
Much too low	5	0	0	228	47	0	0	0	112	0	0	0	387
Can't choose	8	0	0	72	27	0	0	0	87	0	0	0	186
No answer	9	0	0	20	6	0	0	0	27	0	0	0	53
Not applicable	BK	13626	354	6257	74	5907	1606	2992	1572	2832	2817	38037	

B. Next, for those with middle incomes, are taxes . . .

[VAR: TAXMID]

RESPONSE	PUNCH	YEAR									COL. 4133	
		1972-82	1982B	1983-87	1987B	1988-91	1993	1994	1996	1998	2000	ALL
Much too high	1	0	0	202	49	0	0	0	208	0	0	459
Too high	2	0	0	656	121	0	0	0	615	0	0	1392
About right	3	0	0	336	72	0	0	0	394	0	0	802
Too low	4	0	0	26	9	0	0	0	27	0	0	62
Much too low	5	0	0	2	2	0	0	0	2	0	0	6
Can't choose	8	0	0	46	20	0	0	0	54	0	0	120
No answer	9	0	0	17	6	0	0	0	32	0	0	55
Not applicable	BK	13626	354	6257	74	5907	1606	2992	1572	2832	2817	38037

C. Lastly, for those with low incomes, are taxes . . .

[VAR: TAXPOOR]

RESPONSE	PUNCH	YEAR									COL. 4134	
		1972-82	1982B	1983-87	1987B	1988-91	1993	1994	1996	1998	2000	ALL
Much too high	1	0	0	355	122	0	0	0	292	0	0	769
Too high	2	0	0	487	88	0	0	0	493	0	0	1068
About right	3	0	0	326	26	0	0	0	368	0	0	720
Too low	4	0	0	33	10	0	0	0	46	0	0	89
Much too low	5	0	0	7	8	0	0	0	7	0	0	22
Can't choose	8	0	0	55	20	0	0	0	89	0	0	164
No answer	9	0	0	22	5	0	0	0	37	0	0	64
Not applicable	BK	13626	354	6257	74	5907	1606	2992	1572	2832	2817	38037

907. Do you think that people with high incomes should pay a larger share of their income in taxes than those with low incomes, the same share, or a smaller share . . .

[VAR: TAXSHARE]

RESPONSE	PUNCH	YEAR									COL. 4135	
		1972-82	1982B	1983-87	1987B	1988-91	1993	1994	1996	1998	2000	ALL
Much larger share	1	0	0	265	82	0	0	0	0	0	260	607
Larger	2	0	0	546	102	0	0	0	0	0	502	1150
The same share	3	0	0	368	60	0	0	0	0	0	384	812
Smaller	4	0	0	19	5	0	0	0	0	0	16	40
Much smaller share	5	0	0	6	1	0	0	0	0	0	11	18
Can't choose	8	0	0	66	22	0	0	0	0	0	49	137
No answer	9	0	0	15	7	0	0	0	0	0	50	72
Not applicable	BK	13626	354	6257	74	5907	1606	2992	2904	2832	1545	38097

908. In all countries, there are differences or conflicts between different social groups. In your opinion, in America, how much conflict is there between . . .

A. Poor people and rich people?

[VAR: CONWLTH]

RESPONSE	PUNCH	YEAR									COL. 4136	
		1972-82	1982B	1983-87	1987B	1988-91	1993	1994	1996	1998	2000	ALL
Very strong conflicts	1	0	0	189	81	0	0	0	0	0	157	427
Strong conflicts	2	0	0	551	106	0	0	0	0	0	472	1129
Not very strong conflicts	3	0	0	414	54	0	0	0	0	0	425	893
There are no conflicts	4	0	0	42	12	0	0	0	0	0	33	87
Can't choose	8	0	0	60	15	0	0	0	0	0	72	147
No answer	9	0	0	29	11	0	0	0	0	0	113	153
Not applicable	BK	13626	354	6257	74	5907	1606	2992	2904	2832	1545	38097

B. The working class and the middle class?

[VAR: CONCLASS]

RESPONSE	PUNCH	YEAR									COL.	4137	
		1972-82	1982B	1983-87	1987B	1988-91	1993	1994	1996	1998	2000	ALL	
Very strong conflicts	1	0	0	35	32	0	0	0	0	0	0	60	127
Strong conflicts	2	0	0	220	83	0	0	0	0	0	0	245	548
Not very strong conflicts	3	0	0	788	113	0	0	0	0	0	0	681	1582
There are no conflicts	4	0	0	149	27	0	0	0	0	0	0	105	281
Can't choose	8	0	0	58	9	0	0	0	0	0	0	66	133
No answer	9	0	0	35	15	0	0	0	0	0	0	115	165
Not applicable	BK	13626	354	6257	74	5907	1606	2992	2904	2832	1545	38097	

C. The unemployed and people with jobs?

[VAR: CONJOBS]

RESPONSE	PUNCH	YEAR									COL.	4138	
		1972-82	1982B	1983-87	1987B	1988-91	1993	1994	1996	1998	2000	ALL	
Very strong conflicts	1	0	0	113	51	0	0	0	0	0	0	0	164
Strong conflicts	2	0	0	458	121	0	0	0	0	0	0	0	579
Not very strong conflicts	3	0	0	525	63	0	0	0	0	0	0	0	588
There are no conflicts	4	0	0	94	17	0	0	0	0	0	0	0	111
Can't choose	8	0	0	55	10	0	0	0	0	0	0	0	65
No answer	9	0	0	40	17	0	0	0	0	0	0	0	57
Not applicable	BK	13626	354	6257	74	5907	1606	2992	2904	2832	2817	39369	

D. Management and workers?

[VAR: CONUNION]

RESPONSE	PUNCH	YEAR									COL.	4139	
		1972-82	1982B	1983-87	1987B	1988-91	1993	1994	1996	1998	2000	ALL	
Very strong conflicts	1	0	0	115	52	0	0	0	0	0	0	142	309
Strong conflicts	2	0	0	542	113	0	0	0	0	0	0	463	1118
Not very strong conflicts	3	0	0	488	73	0	0	0	0	0	0	463	1024
There are no conflicts	4	0	0	41	12	0	0	0	0	0	0	31	84
Can't choose	8	0	0	59	15	0	0	0	0	0	0	59	133
No answer	9	0	0	40	14	0	0	0	0	0	0	114	168
Not applicable	BK	13626	354	6257	74	5907	1606	2992	2904	2832	1545	38097	

E. Farmers and city people?

[VAR: CONURBAN]

RESPONSE	PUNCH	YEAR									COL.	4140	
		1972-82	1982B	1983-87	1987B	1988-91	1993	1994	1996	1998	2000	ALL	
Very strong conflicts	1	0	0	99	36	0	0	0	0	0	0	0	135
Strong conflicts	2	0	0	352	84	0	0	0	0	0	0	0	436
Not very strong conflicts	3	0	0	584	85	0	0	0	0	0	0	0	669
There are no conflicts	4	0	0	150	35	0	0	0	0	0	0	0	185
Can't choose	8	0	0	68	25	0	0	0	0	0	0	0	93
No answer	9	0	0	32	14	0	0	0	0	0	0	0	46
Not applicable	BK	13626	354	6257	74	5907	1606	2992	2904	2832	2817	39369	

F. People at the top of society and people at the bottom?

[VAR: CONSOC]

RESPONSE	PUNCH	YEAR									COL.	4141	
		1972-82	1982B	1983-87	1987B	1988-91	1993	1994	1996	1998	2000	ALL	
Very strong conflicts	1	0	0	0	0	0	0	0	0	0	0	324	324
Strong conflicts	2	0	0	0	0	0	0	0	0	0	0	461	461
Not very strong conflicts	3	0	0	0	0	0	0	0	0	0	0	274	274
There are no conflicts	4	0	0	0	0	0	0	0	0	0	0	32	32
Can't choose	8	0	0	0	0	0	0	0	0	0	0	67	67
No answer	9	0	0	0	0	0	0	0	0	0	0	114	114
Not applicable	BK	13626	354	7542	353	5907	1606	2992	2904	2832	1545	39661	

G. Young people and older people?

[VAR: CONAGE]

RESPONSE	PUNCH	YEAR									COL. 4142	
		1972-82	1982B	1983-87	1987B	1988-91	1993	1994	1996	1998	2000	ALL
Very strong conflicts	1	0	0	0	0	0	0	0	0	0	118	118
Strong conflicts	2	0	0	0	0	0	0	0	0	0	359	359
Not very strong conflicts	3	0	0	0	0	0	0	0	0	0	551	551
There are no conflicts	4	0	0	0	0	0	0	0	0	0	79	79
Can't choose	8	0	0	0	0	0	0	0	0	0	51	51
No answer	9	0	0	0	0	0	0	0	0	0	114	114
Not applicable	BK	13626	354	7542	353	5907	1606	2992	2904	2832	1545	39661

909. Please think of your present job (or your last one if you don't have one now). If you compare this job with the job your father had when you were 16, would you say that the level or status of your job is (or was) . . .

[VAR: OCCMOBIL]

RESPONSE	PUNCH	YEAR									COL. 4143	
		1972-82	1982B	1983-87	1987B	1988-91	1993	1994	1996	1998	2000	ALL
Much higher than your father's	1	0	0	240	71	0	0	0	0	0	215	526
Higher	2	0	0	336	68	0	0	0	0	0	302	706
About equal	3	0	0	288	47	0	0	0	0	0	282	617
Lower	4	0	0	182	26	0	0	0	0	0	183	391
Much lower than your father's	5	0	0	95	14	0	0	0	0	0	100	209
I never had a job	6	0	0	32	11	0	0	0	0	0	12	55
Did not have father/ father never had job	7	0	0	56	28	0	0	0	0	0	48	132
No answer	9	0	0	56	14	0	0	0	0	0	130	200
Not applicable	BK	13626	354	6257	74	5907	1606	2992	2904	2832	1545	38097

910. Here is a list of different types of jobs. Which type did your father have when you were 16. (If your father did not have a job then, please give the job he used to have.)

[VAR: PAJOB]

RESPONSE	PUNCH	YEAR							COL. 4144-4145			
		1972-82	1982B	1983-87	1987B	1988-91	1993	1994	1996	1998	2000	ALL
Professional and technical (e.g., doctor, teacher, engineer, artist, accountant)	01	0	0	135	19	0	0	0	0	0	0	154
Higher administrator (e.g., banker, executive in big business, high government official, union official)	02	0	0	49	4	0	0	0	0	0	0	53
Clerical (e.g., clerk, office manager, secretary, bookkeeper)	03	0	0	44	6	0	0	0	0	0	0	50
Sales (e.g., Sales manager, shop owner, shop assistant, buyer, insurance agent)	04	0	0	113	6	0	0	0	0	0	0	119
Service (e.g., restaurant owner, policeman, barber, janitor)	05	0	0	64	13	0	0	0	0	0	0	77
Skilled worker (e.g., foreman, motor mechanic, printer, seamstress, tool and die maker, electrician)	06	0	0	241	41	0	0	0	0	0	0	282
Semi-skilled (e.g., bricklayer, bus driver, tannery worker, carpenter, sheet, metal worker, baker)	07	0	0	169	35	0	0	0	0	0	0	204
Unskilled (e.g., laborer, porter, unskilled factory worker)	08	0	0	123	52	0	0	0	0	0	0	175
Farm (e.g., farmer, farm laborer, tractor driver)	09	0	0	214	48	0	0	0	0	0	0	262
Did not have father/father never had job	10	0	0	56	28	0	0	0	0	0	0	84
No answer	99	0	0	77	27	0	0	0	0	0	0	104
Not applicable	BK	13626	354	6257	74	5907	1606	2992	2904	2832	2817	39369

A. Was your father self-employed, or did he work for someone else?

[VAR: PASLF]

RESPONSE	PUNCH	YEAR							COL. 4146			
		1972-82	1982B	1983-87	1987B	1988-91	1993	1994	1996	1998	2000	ALL
Self employed, had own business or farm	1	0	0	340	32	0	0	0	0	0	0	372
Worked for someone else	2	0	0	747	173	0	0	0	0	0	0	920
No father/father never had job	3	0	0	56	28	0	0	0	0	0	0	84
No answer	9	0	0	142	46	0	0	0	0	0	0	188
Not applicable	BK	13626	354	6257	74	5907	1606	2992	2904	2832	2817	39369

911. And how about your first job -- the first job you had after you finished full-time education?

[VAR: FIRSTJOB]

RESPONSE	PUNCH	YEAR							COL. 4147-4148			
		1972-82	1982B	1983-87	1987B	1988-91	1993	1994	1996	1998	2000	ALL
Professional and technical (e.g., doctor, teacher, engineer, artist, accountant)	01	0	0	203	26	0	0	0	0	0	0	229
Higher administrator (e.g., banker, executive in big business, high government official, union official)	02	0	0	8	1	0	0	0	0	0	0	9
Clerical (e.g., clerk, office manager, secretary, bookkeeper)	03	0	0	262	47	0	0	0	0	0	0	309
Sales (e.g., Sales manager, shop owner, shop assistant, buyer insurance agent)	04	0	0	75	19	0	0	0	0	0	0	94
Service (e.g., restaurant owner, policeman, barber, janitor)	05	0	0	97	37	0	0	0	0	0	0	134
Skilled worker (e.g., foreman, motor mechanic, printer, seamstress, tool and die maker, electrician)	06	0	0	96	20	0	0	0	0	0	0	116
Semi-skilled (e.g., bricklayer, bus driver, tannery worker, carpenter, sheet metal worker, baker)	07	0	0	103	17	0	0	0	0	0	0	120
Unskilled (e.g., laborer, porter, unskilled factory worker)	08	0	0	261	58	0	0	0	0	0	0	319
Farm (e.g., farmer, farm laborer, tractor driver)	09	0	0	58	15	0	0	0	0	0	0	73
Never had job	10	0	0	42	13	0	0	0	0	0	0	55
No answer	99	0	0	80	26	0	0	0	0	0	0	106
Not applicable	BK	13626	354	6257	74	5907	1606	2992	2904	2832	2817	39369

A. Were you self-employed, or did you work for someone else?

[VAR: FIRSTSLF]

RESPONSE	PUNCH	YEAR							COL. 4149			
		1972-82	1982B	1983-87	1987B	1988-91	1993	1994	1996	1998	2000	ALL
Self employed, had own business or farm	1	0	0	48	9	0	0	0	0	0	0	57
Worked for someone else	2	0	0	1042	210	0	0	0	0	0	0	1252
Never had job	3	0	0	42	13	0	0	0	0	0	0	55
No answer	9	0	0	153	47	0	0	0	0	0	0	200
Not applicable	BK	13626	354	6257	74	5907	1606	2992	2904	2832	2817	39369

912. And how about your job now? (If you are not working now, please tell us about your last job.)

[VAR: LASTJOB]

RESPONSE	PUNCH	YEAR								COL. 4150-411		
		1972-82	1982B	1983-87	1987B	1988-91	1993	1994	1996	1998	2000	ALL
Professional and technical (e.g., doctor, teacher, engineer, artist, accountant)	01	0	0	245	36	0	0	0	0	0	0	281
Higher administrator (e.g., banker, executive in big business, high government official, union official)	02	0	0	35	4	0	0	0	0	0	0	39
Clerical (e.g., clerk, office manager, secretary, bookkeeper)	03	0	0	221	34	0	0	0	0	0	0	255
Sales (e.g., Sales manager, shop owner, shop assistant, buyer insurance agent)	04	0	0	122	14	0	0	0	0	0	0	136
Service (e.g., restaurant owner, policeman, barber, janitor)	05	0	0	112	40	0	0	0	0	0	0	152
Skilled worker (e.g., foreman, motor mechanic, printer, seamstress, tool and die maker, electrician)	06	0	0	180	42	0	0	0	0	0	0	222
Semi-skilled (e.g., bricklayer, bus driver, tannery worker, carpenter, sheet metal worker, baker)	07	0	0	102	18	0	0	0	0	0	0	120
Unskilled (e.g., laborer porter, unskilled factory worker)	08	0	0	126	47	0	0	0	0	0	0	173
Farm (e.g., farmer, farm laborer, tractor driver)	09	0	0	33	1	0	0	0	0	0	0	34
Never had job	10	0	0	35	11	0	0	0	0	0	0	46
No answer	99	0	0	74	32	0	0	0	0	0	0	106
Not applicable	BK	13626	354	6257	74	5907	1606	2992	2904	2832	2817	39369

A. Are (or were) you self-employed, or do you work for someone else?

[VAR: LASTSLF]

RESPONSE	PUNCH	YEAR								COL. 4152		
		1972-82	1982B	1983-87	1987B	1988-91	1993	1994	1996	1998	2000	ALL
Self employed, have own business or farm	1	0	0	131	12	0	0	0	0	0	0	143
Work for someone else	2	0	0	968	208	0	0	0	0	0	0	1176
Never had job	3	0	0	35	11	0	0	0	0	0	0	46
No answer	9	0	0	151	48	0	0	0	0	0	0	199
Not applicable	BK	13626	354	6257	74	5907	1606	2992	2904	2832	2817	39369

913. Do you agree or disagree:

A. In America people get rewarded for their effort.

[VAR: REWRDEFF]

RESPONSE	PUNCH	YEAR										COL. 4153	
		1972-82	1982B	1983-87	1987B	1988-91	1993	1994	1996	1998	2000	ALL	
Strongly agree	1	0	0	0	0	0	0	0	0	0	0	136	136
Agree	2	0	0	0	0	0	0	0	0	0	0	636	636
Neither agree nor disagree .	3	0	0	0	0	0	0	0	0	0	0	278	278
Disagree	4	0	0	0	0	0	0	0	0	0	0	117	117
Strongly disagree	5	0	0	0	0	0	0	0	0	0	0	26	26
Can't choose	8	0	0	0	0	0	0	0	0	0	0	24	24
No answer	9	0	0	0	0	0	0	0	0	0	0	55	55
Not applicable	BK	13626	354	7542	353	5907	1606	2992	2904	2832	1545	39661	

B. In American people get rewarded for their intelligence and skills.

[VAR: REWRDINT]

RESPONSE	PUNCH	YEAR										COL. 4154	
		1972-82	1982B	1983-87	1987B	1988-91	1993	1994	1996	1998	2000	ALL	
Strongly agree	1	0	0	0	0	0	0	0	0	0	0	187	187
Agree	2	0	0	0	0	0	0	0	0	0	0	696	696
Neither agree nor disagree .	3	0	0	0	0	0	0	0	0	0	0	208	208
Disagree	4	0	0	0	0	0	0	0	0	0	0	90	90
Strongly disagree	5	0	0	0	0	0	0	0	0	0	0	17	17
Can't choose	8	0	0	0	0	0	0	0	0	0	0	21	21
No answer	9	0	0	0	0	0	0	0	0	0	0	53	53
Not applicable	BK	13626	354	7542	353	5907	1606	2992	2904	2832	1545	39661	

C. To get all the way to the top in American today, you have to be corrupt.

[VAR: CORRUPT]

RESPONSE	PUNCH	YEAR										COL. 4155	
		1972-82	1982B	1983-87	1987B	1988-91	1993	1994	1996	1998	2000	ALL	
Strongly agree	1	0	0	0	0	0	0	0	0	0	0	54	54
Agree	2	0	0	0	0	0	0	0	0	0	0	150	150
Neither agree nor disagree .	3	0	0	0	0	0	0	0	0	0	0	278	278
Disagree	4	0	0	0	0	0	0	0	0	0	0	440	440
Strongly disagree	5	0	0	0	0	0	0	0	0	0	0	271	271
Can't choose	8	0	0	0	0	0	0	0	0	0	0	26	26
No answer	9	0	0	0	0	0	0	0	0	0	0	53	53
Not applicable	BK	13626	354	7542	353	5907	1606	2992	2904	2832	1545	39661	

914. Would you say that you earn:

[VAR: EARNDDES]

RESPONSE	PUNCH	YEAR										COL. 4156	
		1972-82	1982B	1983-87	1987B	1988-91	1993	1994	1996	1998	2000	ALL	
Much less than I deserve . .	1	0	0	0	0	0	0	0	0	0	0	188	188
Less than I deserve	2	0	0	0	0	0	0	0	0	0	0	471	471
What I deserve	3	0	0	0	0	0	0	0	0	0	0	407	407
More than I deserve	4	0	0	0	0	0	0	0	0	0	0	34	34
Much more than I deserve . .	5	0	0	0	0	0	0	0	0	0	0	4	4
Never Worked	6	0	0	0	0	0	0	0	0	0	0	17	17
Can't choose	8	0	0	0	0	0	0	0	0	0	0	68	68
No answer	9	0	0	0	0	0	0	0	0	0	0	83	83
Not applicable	BK	13626	354	7542	353	5907	1606	2992	2904	2832	1545	39661	

915. Turning to international differences, do you agree or disagree:

A. Present economic differences between rich and poor countries are too large.

[VAR: LDCGAP]

RESPONSE	PUNCH	YEAR										COL.	4157
		1972-82	1982B	1983-87	1987B	1988-91	1993	1994	1996	1998	2000	ALL	
Strongly agree	1	0	0	0	0	0	0	0	0	0	0	237	237
Agree	2	0	0	0	0	0	0	0	0	0	0	511	511
Neither agree nor disagree .	3	0	0	0	0	0	0	0	0	0	0	314	314
Disagree	4	0	0	0	0	0	0	0	0	0	0	69	69
Strongly disagree	5	0	0	0	0	0	0	0	0	0	0	14	14
Can't choose	8	0	0	0	0	0	0	0	0	0	0	78	78
No answer	9	0	0	0	0	0	0	0	0	0	0	49	49
Not applicable	BK	13626	354	7542	353	5907	1606	2992	2904	2832	1545	39661	

B. People in wealthy countries should make an additional tax contribution to help people in poor countries.

[VAR: LDCTAX]

RESPONSE	PUNCH	YEAR										COL.	4158
		1972-82	1982B	1983-87	1987B	1988-91	1993	1994	1996	1998	2000	ALL	
Strongly agree	1	0	0	0	0	0	0	0	0	0	0	139	139
Agree	2	0	0	0	0	0	0	0	0	0	0	287	287
Neither agree nor disagree .	3	0	0	0	0	0	0	0	0	0	0	307	307
Disagree	4	0	0	0	0	0	0	0	0	0	0	295	295
Strongly disagree	5	0	0	0	0	0	0	0	0	0	0	140	140
Can't choose	8	0	0	0	0	0	0	0	0	0	0	55	55
No answer	9	0	0	0	0	0	0	0	0	0	0	49	49
Not applicable	BK	13626	354	7542	353	5907	1606	2992	2904	2832	1545	39661	

916. Is it just or unjust - right or wrong - that people with higher incomes can:

A. Buy better health care than people with lower incomes

[VAR: RICHHLTH]

RESPONSE	PUNCH	YEAR										COL.	4159
		1972-82	1982B	1983-87	1987B	1988-91	1993	1994	1996	1998	2000	ALL	
Very just, definitely right .	1	0	0	0	0	0	0	0	0	0	0	165	165
Somewhat just, right	2	0	0	0	0	0	0	0	0	0	0	170	170
Neither just nor unjust mixed feelings	3	0	0	0	0	0	0	0	0	0	0	264	264
Somewhat unjust, wrong . . .	4	0	0	0	0	0	0	0	0	0	0	249	249
Very unjust, definitely wrong	5	0	0	0	0	0	0	0	0	0	0	340	340
Can't choose	8	0	0	0	0	0	0	0	0	0	0	35	35
No answer	9	0	0	0	0	0	0	0	0	0	0	49	49
Not applicable	BK	13626	354	7542	353	5907	1606	2992	2904	2832	1545	39661	

B. Buy better education for their children than people with lower incomes?

[VAR: RICHEDEC]

RESPONSE	PUNCH	YEAR										COL.	4160
		1972-82	1982B	1983-87	1987B	1988-91	1993	1994	1996	1998	2000	ALL	
Very just, definitely right .	1	0	0	0	0	0	0	0	0	0	0	178	178
Somewhat just, right	2	0	0	0	0	0	0	0	0	0	0	200	200
Neither just nor unjust, mixed feelings	3	0	0	0	0	0	0	0	0	0	0	242	242
Somewhat unjust, wrong . . .	4	0	0	0	0	0	0	0	0	0	0	237	237
Very unjust, definitely wrong	5	0	0	0	0	0	0	0	0	0	0	339	339
Can't choose	8	0	0	0	0	0	0	0	0	0	0	26	26
No answer	9	0	0	0	0	0	0	0	0	0	0	50	50
Not applicable	BK	13626	354	7542	353	5907	1606	2992	2904	2832	1545	39661	

917. In deciding how much people ought to earn, how important should each of these things be, in your opinion:

A. How much responsibility goes with the job—how important do you think that ought to be in deciding pay?

[VAR: PAYRESP]

RESPONSE	PUNCH	YEAR									COL. 4161	
		1972-82	1982B	1983-87	1987B	1988-91	1993	1994	1996	1998	2000	ALL
Essential	1	0	0	0	0	0	0	0	0	0	348	348
Very important	2	0	0	0	0	0	0	0	0	0	631	631
Fairly important	3	0	0	0	0	0	0	0	0	0	192	192
Not very important	4	0	0	0	0	0	0	0	0	0	14	14
Not important at all	5	0	0	0	0	0	0	0	0	0	3	3
Can't choose	8	0	0	0	0	0	0	0	0	0	34	34
No answer	9	0	0	0	0	0	0	0	0	0	50	50
Not applicable	BK	13626	354	7542	353	5907	1606	2992	2904	2832	1545	39661

B. The number of year spent in education and training?

[VAR: PAYEDUC]

RESPONSE	PUNCH	YEAR									COL. 4162	
		1972-82	1982B	1983-87	1987B	1988-91	1993	1994	1996	1998	2000	ALL
Essential	1	0	0	0	0	0	0	0	0	214	263	477
Very important	2	0	0	0	0	0	0	0	0	483	566	1049
Fairly important	3	0	0	0	0	0	0	0	0	339	319	658
Not very important	4	0	0	0	0	0	0	0	0	99	41	140
Not important at all	5	0	0	0	0	0	0	0	0	39	10	49
Can't choose	8	0	0	0	0	0	0	0	0	10	23	33
No answer	9	0	0	0	0	0	0	0	0	39	50	89
Not applicable	BK	13626	354	7542	353	5907	1606	2992	2904	1609	1545	38438

C. Whether the job requires supervising others (—how important should that be in deciding pay)?

[VAR: PAYSUP]

RESPONSE	PUNCH	YEAR									COL. 4163	
		1972-82	1982B	1983-87	1987B	1988-91	1993	1994	1996	1998	2000	ALL
Essential	1	0	0	0	0	0	0	0	0	0	183	183
Very important	2	0	0	0	0	0	0	0	0	0	572	572
Fairly important	3	0	0	0	0	0	0	0	0	0	357	357
Not very important	4	0	0	0	0	0	0	0	0	0	62	62
Not important at all	5	0	0	0	0	0	0	0	0	0	10	10
Can't choose	8	0	0	0	0	0	0	0	0	0	39	39
No answer	9	0	0	0	0	0	0	0	0	0	49	49
Not applicable	BK	13626	354	7542	353	5907	1606	2992	2904	2832	1545	39661

D. What is needed to support a family?

[VAR: PAYFAM1]

RESPONSE	PUNCH	YEAR									COL. 4164	
		1972-82	1982B	1983-87	1987B	1988-91	1993	1994	1996	1998	2000	ALL
Essential	1	0	0	0	0	0	0	0	0	0	263	263
Very important	2	0	0	0	0	0	0	0	0	0	456	456
Fairly important	3	0	0	0	0	0	0	0	0	0	296	296
Not very important	4	0	0	0	0	0	0	0	0	0	109	109
Not important at all	5	0	0	0	0	0	0	0	0	0	55	55
Can't choose	8	0	0	0	0	0	0	0	0	0	42	42
No answer	9	0	0	0	0	0	0	0	0	0	51	51
Not applicable	BK	13626	354	7542	353	5907	1606	2992	2904	2832	1545	39661

E. Whether the person has children to support (—how important should that be in deciding pay)?

[VAR: PAYCHILD]

RESPONSE	PUNCH	YEAR										COL.	4165
		1972-82	1982B	1983-87	1987B	1988-91	1993	1994	1996	1998	2000	ALL	
Essential	1	0	0	0	0	0	0	0	0	0	0	163	163
Very important	2	0	0	0	0	0	0	0	0	0	0	352	352
Fairly important	3	0	0	0	0	0	0	0	0	0	0	266	266
Not very important	4	0	0	0	0	0	0	0	0	0	0	249	249
Not important at all	5	0	0	0	0	0	0	0	0	0	0	134	134
Can't choose	8	0	0	0	0	0	0	0	0	0	0	56	56
No answer	9	0	0	0	0	0	0	0	0	0	0	52	52
Not applicable	BK	13626	354	7542	353	5907	1606	2992	2904	2832	1545	39661	

F. How well he or she does the job (—how important should that be)?

[VAR: PAYDOWEL]

RESPONSE	PUNCH	YEAR										COL.	4166
		1972-82	1982B	1983-87	1987B	1988-91	1993	1994	1996	1998	2000	ALL	
Essential	1	0	0	0	0	0	0	0	0	0	0	484	484
Very important	2	0	0	0	0	0	0	0	0	0	0	618	618
Fairly important	3	0	0	0	0	0	0	0	0	0	0	83	83
Not very important	4	0	0	0	0	0	0	0	0	0	0	10	10
Not important at all	5	0	0	0	0	0	0	0	0	0	0	6	6
Can't choose	8	0	0	0	0	0	0	0	0	0	0	21	21
No answer	9	0	0	0	0	0	0	0	0	0	0	50	50
Not applicable	BK	13626	354	7542	353	5907	1606	2992	2904	2832	1545	39661	

G. How hard he or she works at the job?

[VAR: PAYHARD]

RESPONSE	PUNCH	YEAR										COL.	4167
		1972-82	1982B	1983-87	1987B	1988-91	1993	1994	1996	1998	2000	ALL	
Essential	1	0	0	0	0	0	0	0	0	0	0	441	441
Very important	2	0	0	0	0	0	0	0	0	0	0	620	620
Fairly important	3	0	0	0	0	0	0	0	0	0	0	117	117
Not very important	4	0	0	0	0	0	0	0	0	0	0	15	15
Not important at all	5	0	0	0	0	0	0	0	0	0	0	5	5
Can't choose	8	0	0	0	0	0	0	0	0	0	0	20	20
No answer	9	0	0	0	0	0	0	0	0	0	0	54	54
Not applicable	BK	13626	354	7542	353	5907	1606	2992	2904	2832	1545	39661	


918. Is your pay just? We are not asking you about what you earn, nor what you would like to earn - but what you feel is just given your skills and effort. Is your pay:

[VAR: JUSTPAY]

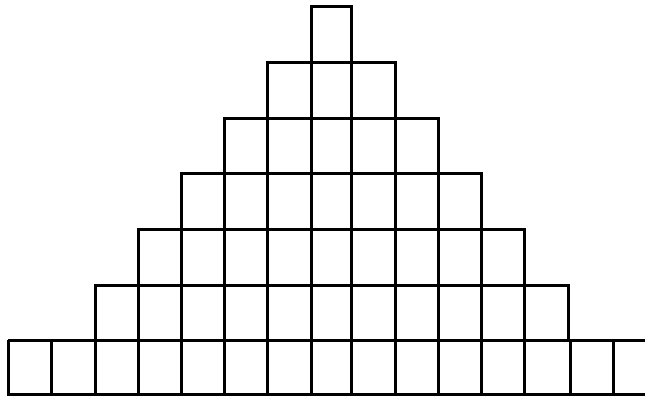
RESPONSE	PUNCH	YEAR										COL.	4168
		1972-82	1982B	1983-87	1987B	1988-91	1993	1994	1996	1998	2000	ALL	
Much less than is just	1	0	0	0	0	0	0	0	0	0	0	237	237
A little less than is just	2	0	0	0	0	0	0	0	0	0	0	432	432
About just for me	3	0	0	0	0	0	0	0	0	0	0	386	386
A little more than is just	4	0	0	0	0	0	0	0	0	0	0	58	58
Much more than is just	5	0	0	0	0	0	0	0	0	0	0	14	14
Never had a job	6	0	0	0	0	0	0	0	0	0	0	15	15
Can't choose	8	0	0	0	0	0	0	0	0	0	0	60	60
No answer	9	0	0	0	0	0	0	0	0	0	0	70	70
Not applicable	BK	13626	354	7542	353	5907	1606	2992	2904	2832	1545	39661	

919. These five diagrams show different types of society. Please read the descriptions and look at the diagrams and decide which you think best describes America today. . .

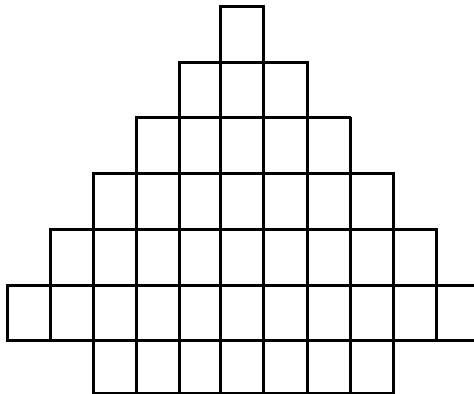
Type A: A small elite at the top, very few people in the middle and the great mass of people at the bottom.



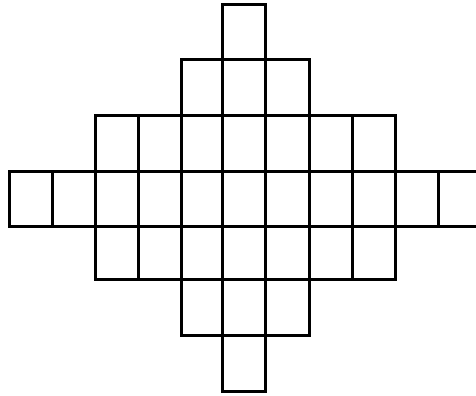
Type B: A society like a pyramid with a small elite at the top, more people in the middle, and most at the bottom




Type C: A pyramid except that just a few people are at the very bottom



Type D: A society with most people in the middle



Type E: Many people near the top, and only a few near the bottom



First, what type of society is America today - which diagram comes closest?

[VAR: SOCTYPE1]

RESPONSE	PUNCH	YEAR									COL.	4169
		1972-82	1982B	1983-87	1987B	1988-91	1993	1994	1996	1998	2000	ALL
Type A	1	0	0	0	0	0	0	0	0	0	193	193
Type B	2	0	0	0	0	0	0	0	0	0	364	364
Type C	3	0	0	0	0	0	0	0	0	0	213	213
Type D	4	0	0	0	0	0	0	0	0	0	322	322
Type E	5	0	0	0	0	0	0	0	0	0	32	32
Can't choose	8	0	0	0	0	0	0	0	0	0	64	64
No answer	9	0	0	0	0	0	0	0	0	0	84	84
Not applicable	BK	13626	354	7542	353	5907	1606	2992	2904	2832	1545	39661

920. What do you think America ought to be like - which would you prefer?

[VAR: SOCTYPE2]

RESPONSE	PUNCH	YEAR									COL.	4170
		1972-82	1982B	1983-87	1987B	1988-91	1993	1994	1996	1998	2000	ALL
Type A	1	0	0	0	0	0	0	0	0	0	26	26
Type B	2	0	0	0	0	0	0	0	0	0	101	101
Type C	3	0	0	0	0	0	0	0	0	0	177	177
Type D	4	0	0	0	0	0	0	0	0	0	514	514
Type E	5	0	0	0	0	0	0	0	0	0	280	280
Can't choose	8	0	0	0	0	0	0	0	0	0	88	88
No answer	9	0	0	0	0	0	0	0	0	0	86	86
Not applicable	BK	13626	354	7542	353	5907	1606	2992	2904	2832	1545	39661

921. Now we would like to know where you and other people fit in. Please look at the diagram you think best describes America today, the one you chose first:

A. Where would you say you and your family actually are - at the top, somewhere in the middle, or toward the bottom?

[VAR: FAMRNK]

RESPONSE	PUNCH	YEAR									COL.	4171	
		1972-82	1982B	1983-87	1987B	1988-91	1993	1994	1996	1998	2000	ALL	
1-Top	1	0	0	0	0	0	0	0	0	0	0	26	26
2	2	0	0	0	0	0	0	0	0	0	0	33	33
3	3	0	0	0	0	0	0	0	0	0	0	197	197
4	4	0	0	0	0	0	0	0	0	0	0	487	487
5	5	0	0	0	0	0	0	0	0	0	0	248	248
6	6	0	0	0	0	0	0	0	0	0	0	93	93
7-Bottom	7	0	0	0	0	0	0	0	0	0	0	51	51
Can't choose	8	0	0	0	0	0	0	0	0	0	0	54	54
No answer	9	0	0	0	0	0	0	0	0	0	0	83	83
Not applicable	BK	13626	354	7542	353	5907	1606	2992	2904	2832	1545	39661	

B. Where would you say an unskilled worker in a factory fits in?

[VAR: UNSKLRNK]

RESPONSE	PUNCH	YEAR									COL.	4172	
		1972-82	1982B	1983-87	1987B	1988-91	1993	1994	1996	1998	2000	ALL	
1-Top	1	0	0	0	0	0	0	0	0	0	0	12	12
2	2	0	0	0	0	0	0	0	0	0	0	6	6
3	3	0	0	0	0	0	0	0	0	0	0	25	25
4	4	0	0	0	0	0	0	0	0	0	0	101	101
5	5	0	0	0	0	0	0	0	0	0	0	237	237
6	6	0	0	0	0	0	0	0	0	0	0	457	457
7-Bottom	7	0	0	0	0	0	0	0	0	0	0	293	293
Can't choose	8	0	0	0	0	0	0	0	0	0	0	61	61
No answer	9	0	0	0	0	0	0	0	0	0	0	80	80
Not applicable	BK	13626	354	7542	353	5907	1606	2992	2904	2832	1545	39661	

C. The chairman of a large national corporation?

[VAR: EXECRNK]

RESPONSE	PUNCH	YEAR									COL.	4173	
		1972-82	1982B	1983-87	1987B	1988-91	1993	1994	1996	1998	2000	ALL	
1-Top	1	0	0	0	0	0	0	0	0	0	0	565	565
2	2	0	0	0	0	0	0	0	0	0	0	345	345
3	3	0	0	0	0	0	0	0	0	0	0	138	138
4	4	0	0	0	0	0	0	0	0	0	0	46	46
5	5	0	0	0	0	0	0	0	0	0	0	17	17
6	6	0	0	0	0	0	0	0	0	0	0	4	4
7-Bottom	7	0	0	0	0	0	0	0	0	0	0	2	2
Can't choose	8	0	0	0	0	0	0	0	0	0	0	57	57
No answer	9	0	0	0	0	0	0	0	0	0	0	98	98
Not applicable	BK	13626	354	7542	353	5907	1606	2992	2904	2832	1545	39661	

922. In the job your father had when you were growing up, did your father supervise anyone who was directly responsible to him?

[VAR: PASUP]

RESPONSE	PUNCH	YEAR										COL. 4174	
		1972-82	1982B	1983-87	1987B	1988-91	1993	1994	1996	1998	2000	ALL	
No, did not supervise	1	0	0	0	0	0	0	0	0	0	0	447	447
Yes, supervised 1 to 9 people	2	0	0	0	0	0	0	0	0	0	0	321	321
Yes, supervised 10 or more	3	0	0	0	0	0	0	0	0	0	0	189	189
Don't know if he supervised anyone	4	0	0	0	0	0	0	0	0	0	0	172	172
I don't know what my father did/father never had job/never knew father/father dead	5	0	0	0	0	0	0	0	0	0	0	70	70
Don't know	8	0	0	0	0	0	0	0	0	0	0	2	2
No answer	9	0	0	0	0	0	0	0	0	0	0	71	71
Not applicable	BK	13626	354	7542	353	5907	1606	2992	2904	2832	1545	39661	

923. About how many books were there around your family's house when you were 16 years old?

[VAR: BOOKS16]

RESPONSE	PUNCH	YEAR										COL. 4175-4176	
		1972-82	1982B	1983-87	1987B	1988-91	1993	1994	1996	1998	2000	ALL	
None	1	0	0	0	0	0	0	0	0	0	0	37	37
1 or 2	2	0	0	0	0	0	0	0	0	0	0	81	81
Around 10	3	0	0	0	0	0	0	0	0	0	0	205	205
Around 20	4	0	0	0	0	0	0	0	0	0	0	226	226
Around 50	5	0	0	0	0	0	0	0	0	0	0	229	229
Around 100	6	0	0	0	0	0	0	0	0	0	0	186	186
Around 200	7	0	0	0	0	0	0	0	0	0	0	139	139
Around 500	8	0	0	0	0	0	0	0	0	0	0	63	63
1000 or more	9	0	0	0	0	0	0	0	0	0	0	33	33
Can't choose	10	0	0	0	0	0	0	0	0	0	0	1	1
No answer	11	0	0	0	0	0	0	0	0	0	0	72	72
Not applicable	BK	13626	354	7542	353	5907	1606	2992	2904	2832	1545	39661	

**The 1988 ISSP Module: Women and Work
(Qs. 924-944)**

**The 1994 ISSP Module: Women and Work
(Qs. 881, A, 924A-C, E-H, 925A-D, 929A, C-F, 930, 932B, C, F, 939-944, 945-956D, 1011A-C, 1043)**

To begin, we have some questions about women.

924. Do you agree or disagree ...

A. A working mother can establish just as warm and secure a relationship with her children as a mother who does not work.

[VAR: MAWRKWRM]

RESPONSE	PUNCH	YEAR										COL. 4178	
		1972-82	1982B	1983-87	1987B	1988-91	1993	1994	1996	1998	2000	ALL	
Strongly agree	1	0	0	0	0	394	0	418	0	0	0	0	812
Agree	2	0	0	0	0	513	0	592	0	0	0	0	1105
Neither agree or disagree	3	0	0	0	0	121	0	72	0	0	0	0	193
Disagree	4	0	0	0	0	253	0	273	0	0	0	0	526
Strongly disagree	5	0	0	0	0	102	0	70	0	0	0	0	172
Can't choose	8	0	0	0	0	11	0	9	0	0	0	0	20
No answer	9	0	0	0	0	20	0	13	0	0	0	0	33
Not applicable	BK	13626	354	7542	353	4493	1606	1545	2904	2832	2817	38072	

B. A pre-school child is likely to suffer if his or her mother works.

[VAR: KIDSUFFR]

RESPONSE	PUNCH	YEAR									COL.	4179
		1972-82	1982B	1983-87	1987B	1988-91	1993	1994	1996	1998	2000	ALL
Strongly agree	1	0	0	0	0	142	0	130	0	0	0	272
Agree	2	0	0	0	0	452	0	458	0	0	0	910
Neither agree or disagree	3	0	0	0	0	175	0	175	0	0	0	350
Disagree	4	0	0	0	0	400	0	459	0	0	0	859
Strongly disagree	5	0	0	0	0	208	0	195	0	0	0	403
Can't choose	8	0	0	0	0	15	0	14	0	0	0	29
No answer	9	0	0	0	0	22	0	16	0	0	0	38
Not applicable	BK	13626	354	7542	353	4493	1606	1545	2904	2832	2817	38072

C. All in all, family life suffers when the woman has a full-time job.

[VAR: FAMSUFFR]

RESPONSE	PUNCH	YEAR									COL.	4180
		1972-82	1982B	1983-87	1987B	1988-91	1993	1994	1996	1998	2000	ALL
Strongly agree	1	0	0	0	0	240	0	133	0	136	0	373
Agree	2	0	0	0	0	691	0	367	0	244	0	1058
Neither agree nor disagree	3	0	0	0	0	437	0	196	0	240	0	633
Disagree	4	0	0	0	0	842	0	504	0	338	0	1346
Strongly disagree	5	0	0	0	0	465	0	226	0	273	0	691
Can't choose	8	0	0	0	0	29	0	7	0	26	0	36
No answer	9	0	0	0	0	69	0	14	0	27	0	83
Not applicable	BK	13626	354	7542	353	3134	1606	1545	2904	1548	2817	35429

D. A woman and her family will all be happier if she goes out to work.

[VAR: HAPIFWRK]

RESPONSE	PUNCH	YEAR									COL.	4181
		1972-82	1982B	1983-87	1987B	1988-91	1993	1994	1996	1998	2000	ALL
Strongly agree	1	0	0	0	0	47	0	0	0	0	0	47
Agree	2	0	0	0	0	181	0	0	0	0	0	181
Neither agree or disagree	3	0	0	0	0	509	0	0	0	0	0	509
Disagree	4	0	0	0	0	467	0	0	0	0	0	467
Strongly disagree	5	0	0	0	0	136	0	0	0	0	0	136
Can't choose	8	0	0	0	0	48	0	0	0	0	0	48
No answer	9	0	0	0	0	26	0	0	0	0	0	26
Not applicable	BK	13626	354	7542	353	4493	1606	2992	2904	2832	2817	39519

E. A job is alright, but what most women really want is a home and children.

[VAR: HOMEKID]

RESPONSE	PUNCH	YEAR									COL.	4182
		1972-82	1982B	1983-87	1987B	1988-91	1993	1994	1996	1998	2000	ALL
Strongly agree	1	0	0	0	0	108	0	101	0	0	0	209
Agree	2	0	0	0	0	354	0	359	0	0	0	713
Neither agree or disagree	3	0	0	0	0	358	0	327	0	0	0	685
Disagree	4	0	0	0	0	359	0	428	0	0	0	787
Strongly disagree	5	0	0	0	0	164	0	179	0	0	0	343
Can't choose	8	0	0	0	0	44	0	38	0	0	0	82
No answer	9	0	0	0	0	27	0	15	0	0	0	42
Not applicable	BK	13626	354	7542	353	4493	1606	1545	2904	2832	2817	38072

F. Being a housewife is just as fulfilling as working for pay.

[VAR: HOUSEWRK]

RESPONSE	PUNCH	YEAR										COL.	4183
		1972-82	1982B	1983-87	1987B	1988-91	1993	1994	1996	1998	2000	ALL	
Strongly agree	1	0	0	0	0	225	0	235	0	0	0	460	
Agree	2	0	0	0	0	498	0	539	0	0	0	1037	
Neither agree or disagree	3	0	0	0	0	314	0	303	0	0	0	617	
Disagree	4	0	0	0	0	221	0	232	0	0	0	453	
Strongly disagree	5	0	0	0	0	86	0	69	0	0	0	155	
Can't choose	8	0	0	0	0	43	0	50	0	0	0	93	
No answer	9	0	0	0	0	27	0	19	0	0	0	46	
Not applicable	BK	13626	354	7542	353	4493	1606	1545	2904	2832	2817	38072	

G. Having a job is the best way for a woman to be an independent person.

[VAR: FEJOBIND]

RESPONSE	PUNCH	YEAR										COL.	4184
		1972-82	1982B	1983-87	1987B	1988-91	1993	1994	1996	1998	2000	ALL	
Strongly agree	1	0	0	0	0	157	0	175	0	0	0	332	
Agree	2	0	0	0	0	444	0	464	0	0	0	908	
Neither agree or disagree	3	0	0	0	0	316	0	309	0	0	0	625	
Disagree	4	0	0	0	0	355	0	374	0	0	0	729	
Strongly disagree	5	0	0	0	0	82	0	86	0	0	0	168	
Can't choose	8	0	0	0	0	37	0	21	0	0	0	58	
No answer	9	0	0	0	0	23	0	18	0	0	0	41	
Not applicable	BK	13626	354	7542	353	4493	1606	1545	2904	2832	2817	38072	

H. Both the husband and the wife should contribute to the household income.

[VAR: TW OINC S]

RESPONSE	PUNCH	YEAR										COL.	4185
		1972-82	1982B	1983-87	1987B	1988-91	1993	1994	1996	1998	2000	ALL	
Strongly agree	1	0	0	0	0	210	0	277	440	0	0	927	
Agree	2	0	0	0	0	463	0	527	536	0	0	1526	
Neither agree or disagree	3	0	0	0	0	414	0	417	303	0	0	1134	
Disagree	4	0	0	0	0	223	0	157	138	0	0	518	
Strongly disagree	5	0	0	0	0	44	0	17	24	0	0	85	
Can't choose	8	0	0	0	0	31	0	26	17	0	0	74	
No answer	9	0	0	0	0	29	0	26	2	0	0	57	
Not applicable	BK	13626	354	7542	353	4493	1606	1545	1444	2832	2817	36612	

I. A husband's job is to earn money; a wife's job is to look after the home and family.

[VAR: HUBBYWRK]

RESPONSE	PUNCH	YEAR										COL.	4186
		1972-82	1982B	1983-87	1987B	1988-91	1993	1994	1996	1998	2000	ALL	
Strongly agree	1	0	0	0	0	264	0	0	0	121	0	264	
Agree	2	0	0	0	0	499	0	0	0	153	0	499	
Neither agree or disagree	3	0	0	0	0	574	0	0	0	237	0	574	
Disagree	4	0	0	0	0	782	0	0	0	305	0	782	
Strongly disagree	5	0	0	0	0	567	0	0	0	420	0	567	
Can't choose	8	0	0	0	0	38	0	0	0	23	0	38	
No answer	9	0	0	0	0	49	0	0	0	25	0	49	
Not applicable	BK	13626	354	7542	353	3134	1606	2992	2904	1548	2817	36876	

J. I would enjoy having a job even if I didn't need the money.

[VAR: ILIKEJOB]

RESPONSE	PUNCH	YEAR									COL.	4187
		1972-82	1982B	1983-87	1987B	1988-91	1993	1994	1996	1998	2000	ALL
Strongly agree	1	0	0	0	0	211	0	0	0	0	0	211
Agree	2	0	0	0	0	650	0	0	0	0	0	650
Neither agree or disagree	3	0	0	0	0	173	0	0	0	0	0	173
Disagree	4	0	0	0	0	228	0	0	0	0	0	228
Strongly disagree	5	0	0	0	0	97	0	0	0	0	0	97
Can't choose	8	0	0	0	0	34	0	0	0	0	0	34
No answer	9	0	0	0	0	21	0	0	0	0	0	21
Not applicable	BK	13626	354	7542	353	4493	1606	2992	2904	2832	2817	39519

REMARKS: Qs. 924C and 924I were asked as part of the 1991 ISSP module on religion; see also Qs. 111D, E, 112, 369, 870A, G, 1009-1035. In 1994, Q. 924H used "man" and "woman."

925. Do you think that women should work outside the home full-time, part-time or not at all under these circumstances:

Please circle one answer on each line.

A. After marrying and before there are children.

[VAR: WRKNOKID]

RESPONSE	PUNCH	YEAR									COL.	4188
		1972-82	1982B	1983-87	1987B	1988-91	1993	1994	1996	1998	2000	ALL
Work full-time	1	0	0	0	0	931	0	1067	0	0	0	1998
Work part-time	2	0	0	0	0	215	0	168	0	0	0	383
Stay home	3	0	0	0	0	67	0	34	0	0	0	101
Can't choose	8	0	0	0	0	171	0	154	0	0	0	325
No answer	9	0	0	0	0	30	0	24	0	0	0	54
Not applicable	BK	13626	354	7542	353	4493	1606	1545	2904	2832	2817	38072

B. When there is a child under school age.

[VAR: WRKBABY]

RESPONSE	PUNCH	YEAR									COL.	4189
		1972-82	1982B	1983-87	1987B	1988-91	1993	1994	1996	1998	2000	ALL
Work full-time	1	0	0	0	0	136	0	141	0	0	0	277
Work part-time	2	0	0	0	0	425	0	436	0	0	0	861
Stay home	3	0	0	0	0	681	0	696	0	0	0	1377
Can't choose	8	0	0	0	0	143	0	140	0	0	0	283
No answer	9	0	0	0	0	29	0	34	0	0	0	63
Not applicable	BK	13626	354	7542	353	4493	1606	1545	2904	2832	2817	38072

C. After the youngest child starts school.

[VAR: WRKSCH]

RESPONSE	PUNCH	YEAR									COL.	4190
		1972-82	1982B	1983-87	1987B	1988-91	1993	1994	1996	1998	2000	ALL
Work full-time	1	0	0	0	0	433	0	482	0	0	0	915
Work part-time	2	0	0	0	0	633	0	686	0	0	0	1319
Stay home	3	0	0	0	0	157	0	107	0	0	0	264
Can't choose	8	0	0	0	0	159	0	141	0	0	0	300
No answer	9	0	0	0	0	32	0	31	0	0	0	63
Not applicable	BK	13626	354	7542	353	4493	1606	1545	2904	2832	2817	38072

D. After the children leave home.

[VAR: WRKGROWN]

RESPONSE	PUNCH	YEAR										COL.	4191
		1972-82	1982B	1983-87	1987B	1988-91	1993	1994	1996	1998	2000	2000	ALL
Work full-time	1	0	0	0	0	888	0	986	0	0	0	0	1874
Work part-time	2	0	0	0	0	236	0	203	0	0	0	0	439
Stay home	3	0	0	0	0	62	0	30	0	0	0	0	92
Can't choose	8	0	0	0	0	197	0	200	0	0	0	0	397
No answer	9	0	0	0	0	31	0	28	0	0	0	0	59
Not applicable	BK	13626	354	7542	353	4493	1606	1545	2904	2832	2817	38072	

926. Think of a child under 3 years old whose parents both have full-time jobs. How suitable do you think each of these child care arrangements would be for the child?

A. A public day care center?

[VAR: DAYCARE1]

RESPONSE	PUNCH	YEAR										COL.	4192
		1972-82	1982B	1983-87	1987B	1988-91	1993	1994	1996	1998	2000	2000	ALL
Very suitable	1	0	0	0	0	267	0	0	0	0	0	0	267
Somewhat suitable	2	0	0	0	0	548	0	0	0	0	0	0	548
Not very suitable	3	0	0	0	0	278	0	0	0	0	0	0	278
Not at all suitable	4	0	0	0	0	165	0	0	0	0	0	0	165
Can't choose	8	0	0	0	0	99	0	0	0	0	0	0	99
No answer	9	0	0	0	0	57	0	0	0	0	0	0	57
Not applicable	BK	13626	354	7542	353	4493	1606	2992	2904	2832	2817	39519	

B. A private day care center?

[VAR: DAYCARE2]

RESPONSE	PUNCH	YEAR										COL.	4193
		1972-82	1982B	1983-87	1987B	1988-91	1993	1994	1996	1998	2000	2000	ALL
Very suitable	1	0	0	0	0	443	0	0	0	0	0	0	443
Somewhat suitable	2	0	0	0	0	600	0	0	0	0	0	0	600
Not very suitable	3	0	0	0	0	145	0	0	0	0	0	0	145
Not at all suitable	4	0	0	0	0	82	0	0	0	0	0	0	82
Can't choose	8	0	0	0	0	92	0	0	0	0	0	0	92
No answer	9	0	0	0	0	52	0	0	0	0	0	0	52
Not applicable	BK	13626	354	7542	353	4493	1606	2992	2904	2832	2817	39519	

C. A babysitter?

[VAR: DAYCARE3]

RESPONSE	PUNCH	YEAR										COL.	4194
		1972-82	1982B	1983-87	1987B	1988-91	1993	1994	1996	1998	2000	2000	ALL
Very suitable	1	0	0	0	0	372	0	0	0	0	0	0	372
Somewhat suitable	2	0	0	0	0	616	0	0	0	0	0	0	616
Not very suitable	3	0	0	0	0	203	0	0	0	0	0	0	203
Not at all suitable	4	0	0	0	0	89	0	0	0	0	0	0	89
Can't choose	8	0	0	0	0	72	0	0	0	0	0	0	72
No answer	9	0	0	0	0	62	0	0	0	0	0	0	62
Not applicable	BK	13626	354	7542	353	4493	1606	2992	2904	2832	2817	39519	

D. A neighbor or friend?

[VAR: DAYCARE4]

RESPONSE	PUNCH	YEAR									COL.	4195
		1972-82	1982B	1983-87	1987B	1988-91	1993	1994	1996	1998	2000	ALL
Very suitable	1	0	0	0	0	367	0	0	0	0	0	367
Somewhat suitable	2	0	0	0	0	607	0	0	0	0	0	607
Not very suitable	3	0	0	0	0	220	0	0	0	0	0	220
Not at all suitable	4	0	0	0	0	84	0	0	0	0	0	84
Can't choose	8	0	0	0	0	81	0	0	0	0	0	81
No answer	9	0	0	0	0	55	0	0	0	0	0	55
Not applicable	BK	13626	354	7542	353	4493	1606	2992	2904	2832	2817	39519

E. A relative?

[VAR: DAYCARE5]

RESPONSE	PUNCH	YEAR									COL.	4196
		1972-82	1982B	1983-87	1987B	1988-91	1993	1994	1996	1998	2000	ALL
Very suitable	1	0	0	0	0	703	0	0	0	0	0	703
Somewhat suitable	2	0	0	0	0	479	0	0	0	0	0	479
Not very suitable	3	0	0	0	0	89	0	0	0	0	0	89
Not at all suitable	4	0	0	0	0	44	0	0	0	0	0	44
Can't choose	8	0	0	0	0	59	0	0	0	0	0	59
No answer	9	0	0	0	0	40	0	0	0	0	0	40
Not applicable	BK	13626	354	7542	353	4493	1606	2992	2904	2832	2817	39519

927. If you were advising a young woman, which of the following ways of life would you recommend?

[VAR: FEMARRY]

Please choose only one of the following responses.

RESPONSE	PUNCH	YEAR									COL.	4197
		1972-82	1982B	1983-87	1987B	1988-91	1993	1994	1996	1998	2000	ALL
To live alone, without a steady partner?	1	0	0	0	0	131	0	0	0	0	0	131
To live with a steady partner, without marrying?	2	0	0	0	0	37	0	0	0	0	0	37
To live with a steady partner for a while, and then marry?	3	0	0	0	0	372	0	0	0	0	0	372
To marry without living together first?	4	0	0	0	0	652	0	0	0	0	0	652
Can't choose	8	0	0	0	0	197	0	0	0	0	0	197
No answer	9	0	0	0	0	25	0	0	0	0	0	25
Not applicable	BK	13626	354	7542	353	4493	1606	2992	2904	2832	2817	39519

928. If you were advising a young man, which of the following ways of life would you recommend?

[VAR: MEMARRY]

Please choose only one of the following responses.

RESPONSE	PUNCH	YEAR									COL.	4198
		1972-82	1982B	1983-87	1987B	1988-91	1993	1994	1996	1998	2000	ALL
To live alone, without a steady partner?	1	0	0	0	0	143	0	0	0	0	0	143
To live with a steady partner, without marrying?	2	0	0	0	0	40	0	0	0	0	0	40
To live with a steady partner for a while, and then marry?	3	0	0	0	0	369	0	0	0	0	0	369
To marry without living together first?	4	0	0	0	0	636	0	0	0	0	0	636
Can't choose	8	0	0	0	0	199	0	0	0	0	0	199
No answer	9	0	0	0	0	27	0	0	0	0	0	27
Not applicable	BK	13626	354	7542	353	4493	1606	2992	2904	2832	2817	39519

929. Do you agree or disagree?

A. Married people are generally happier than unmarried people.

[VAR: MARHAPPY]

RESPONSE	PUNCH	YEAR									COL.	4199
		1972-82	1982B	1983-87	1987B	1988-91	1993	1994	1996	1998	2000	ALL
Strongly agree	1	0	0	0	0	233	0	149	0	0	0	382
Agree	2	0	0	0	0	485	0	496	0	0	0	981
Neither agree or disagree . .	3	0	0	0	0	411	0	439	0	0	0	850
Disagree	4	0	0	0	0	184	0	246	0	0	0	430
Strongly disagree	5	0	0	0	0	30	0	57	0	0	0	87
Can't choose	8	0	0	0	0	53	0	39	0	0	0	92
No answer	9	0	0	0	0	18	0	21	0	0	0	39
Not applicable	BK	13626	354	7542	353	4493	1606	1545	2904	2832	2817	38072

B. Personal freedom is more important than the companionship of marriage.

[VAR: MARFREE]

RESPONSE	PUNCH	YEAR									COL.	4200
		1972-82	1982B	1983-87	1987B	1988-91	1993	1994	1996	1998	2000	ALL
Strongly agree	1	0	0	0	0	54	0	0	61	0	0	115
Agree	2	0	0	0	0	160	0	0	152	0	0	312
Neither agree or disagree . .	3	0	0	0	0	345	0	0	218	0	0	563
Disagree	4	0	0	0	0	633	0	0	696	0	0	1329
Strongly disagree	5	0	0	0	0	144	0	0	308	0	0	452
Can't choose	8	0	0	0	0	50	0	0	23	0	0	73
No answer	9	0	0	0	0	28	0	0	2	0	0	30
Not applicable	BK	13626	354	7542	353	4493	1606	2992	1444	2832	2817	38059

C. The main advantage of marriage is that it gives financial security.

[VAR: MARFIN]

RESPONSE	PUNCH	YEAR										COL.	4201
		1972-82	1982B	1983-87	1987B	1988-91	1993	1994	1996	1998	2000	ALL	
Strongly agree	1	0	0	0	0	52	0	48	0	0	0	100	
Agree	2	0	0	0	0	172	0	193	0	0	0	365	
Neither agree or disagree . .	3	0	0	0	0	250	0	305	0	0	0	555	
Disagree	4	0	0	0	0	672	0	687	0	0	0	1359	
Strongly disagree	5	0	0	0	0	218	0	173	0	0	0	391	
Can't choose	8	0	0	0	0	28	0	18	0	0	0	46	
No answer	9	0	0	0	0	22	0	23	0	0	0	45	
Not applicable	BK	13626	354	7542	353	4493	1606	1545	2904	2832	2817	38072	

D. The main purpose of marriage these days is to have children.

[VAR: MARKIDS]

RESPONSE	PUNCH	YEAR										COL.	4202
		1972-82	1982B	1983-87	1987B	1988-91	1993	1994	1996	1998	2000	ALL	
Strongly agree	1	0	0	0	0	36	0	22	0	0	0	58	
Agree	2	0	0	0	0	127	0	160	0	0	0	287	
Neither agree or disagree . .	3	0	0	0	0	230	0	246	0	0	0	476	
Disagree	4	0	0	0	0	727	0	766	0	0	0	1493	
Strongly disagree	5	0	0	0	0	238	0	209	0	0	0	447	
Can't choose	8	0	0	0	0	32	0	22	0	0	0	54	
No answer	9	0	0	0	0	24	0	22	0	0	0	46	
Not applicable	BK	13626	354	7542	353	4493	1606	1545	2904	2832	2817	38072	

E. It is better to have a bad marriage than no marriage at all.

[VAR: MARNOMAR]

RESPONSE	PUNCH	YEAR										COL.	4203
		1972-82	1982B	1983-87	1987B	1988-91	1993	1994	1996	1998	2000	ALL	
Strongly agree	1	0	0	0	0	19	0	11	0	0	0	30	
Agree	2	0	0	0	0	44	0	33	0	0	0	77	
Neither agree or disagree . .	3	0	0	0	0	81	0	68	0	0	0	149	
Disagree	4	0	0	0	0	583	0	593	0	0	0	1176	
Strongly disagree	5	0	0	0	0	641	0	699	0	0	0	1340	
Can't choose	8	0	0	0	0	23	0	18	0	0	0	41	
No answer	9	0	0	0	0	23	0	25	0	0	0	48	
Not applicable	BK	13626	354	7542	353	4493	1606	1545	2904	2832	2817	38072	

F. People who want children ought to get married.

[VAR: MARLEGIT]

RESPONSE	PUNCH	YEAR										COL.	4204
		1972-82	1982B	1983-87	1987B	1988-91	1993	1994	1996	1998	2000	ALL	
Strongly agree	1	0	0	0	0	484	0	434	0	0	0	918	
Agree	2	0	0	0	0	529	0	597	0	0	0	1126	
Neither agree or disagree . .	3	0	0	0	0	165	0	145	0	0	0	310	
Disagree	4	0	0	0	0	156	0	175	0	0	0	331	
Strongly disagree	5	0	0	0	0	48	0	55	0	0	0	103	
Can't choose	8	0	0	0	0	8	0	15	0	0	0	23	
No answer	9	0	0	0	0	24	0	26	0	0	0	50	
Not applicable	BK	13626	354	7542	353	4493	1606	1545	2904	2832	2817	38072	

G. A single mother can bring up her child as well as a married couple.

[VAR: MARMAKID]

RESPONSE	PUNCH	YEAR									COL.	4205
		1972-82	1982B	1983-87	1987B	1988-91	1993	1994	1996	1998	2000	ALL
Strongly agree	1	0	0	0	0	111	0	0	0	0	0	111
Agree	2	0	0	0	0	408	0	0	0	0	0	408
Neither agree or disagree . .	3	0	0	0	0	223	0	0	0	0	0	223
Disagree	4	0	0	0	0	477	0	0	0	0	0	477
Strongly disagree	5	0	0	0	0	156	0	0	0	0	0	156
Can't choose	8	0	0	0	0	16	0	0	0	0	0	16
No answer	9	0	0	0	0	23	0	0	0	0	0	23
Not applicable	BK	13626	354	7542	353	4493	1606	2992	2904	2832	2817	39519

H. A single father can bring up his child as well as a married couple.

[VAR: MARPAKID]

RESPONSE	PUNCH	YEAR									COL.	4206
		1972-82	1982B	1983-87	1987B	1988-91	1993	1994	1996	1998	2000	ALL
Strongly agree	1	0	0	0	0	94	0	0	0	0	0	94
Agree	2	0	0	0	0	348	0	0	0	0	0	348
Neither agree or disagree . .	3	0	0	0	0	235	0	0	0	0	0	235
Disagree	4	0	0	0	0	529	0	0	0	0	0	529
Strongly disagree	5	0	0	0	0	164	0	0	0	0	0	164
Can't choose	8	0	0	0	0	18	0	0	0	0	0	18
No answer	9	0	0	0	0	26	0	0	0	0	0	26
Not applicable	BK	13626	354	7542	353	4493	1606	2992	2904	2832	2817	39519

I. Couples don't take marriage seriously enough when divorce is easily available.

[VAR: MARDIV]

RESPONSE	PUNCH	YEAR									COL.	4207
		1972-82	1982B	1983-87	1987B	1988-91	1993	1994	1996	1998	2000	ALL
Strongly agree	1	0	0	0	0	293	0	0	0	0	0	293
Agree	2	0	0	0	0	603	0	0	0	0	0	603
Neither agree or disagree . .	3	0	0	0	0	227	0	0	0	0	0	227
Disagree	4	0	0	0	0	195	0	0	0	0	0	195
Strongly disagree	5	0	0	0	0	47	0	0	0	0	0	47
Can't choose	8	0	0	0	0	26	0	0	0	0	0	26
No answer	9	0	0	0	0	23	0	0	0	0	0	23
Not applicable	BK	13626	354	7542	353	4493	1606	2992	2904	2832	2817	39519

J. Homosexual couples should have the right to marry one another.

[VAR: MARHOMO]

RESPONSE	PUNCH	YEAR									COL.	4208
		1972-82	1982B	1983-87	1987B	1988-91	1993	1994	1996	1998	2000	ALL
Strongly agree	1	0	0	0	0	44	0	0	0	0	0	44
Agree	2	0	0	0	0	118	0	0	0	0	0	118
Neither agree or disagree . .	3	0	0	0	0	196	0	0	0	0	0	196
Disagree	4	0	0	0	0	336	0	0	0	0	0	336
Strongly disagree	5	0	0	0	0	613	0	0	0	0	0	613
Can't choose	8	0	0	0	0	82	0	0	0	0	0	82
No answer	9	0	0	0	0	25	0	0	0	0	0	25
Not applicable	BK	13626	354	7542	353	4493	1606	2992	2904	2832	2817	39519

930. All in all, what do you think is the ideal number of children for a family to have? Please just write a number in the box below.

[VAR: NUMKIDS]

RESPONSE	PUNCH	YEAR										COL. 4209
		1972-82	1982B	1983-87	1987B	1988-91	1993	1994	1996	1998	2000	ALL
0, None	0	0	0	0	0	12	0	9	0	0	0	21
1	1	0	0	0	0	25	0	34	0	0	0	59
2	2	0	0	0	0	733	0	783	0	0	0	1516
3	3	0	0	0	0	333	0	295	0	0	0	628
4	4	0	0	0	0	183	0	159	0	0	0	342
5	5	0	0	0	0	26	0	17	0	0	0	43
6	6	0	0	0	0	15	0	4	0	0	0	19
7 or more	7	0	0	0	0	12	0	1	0	0	0	13
Don't know	8	0	0	0	0	11	0	18	0	0	0	29
No answer	9	0	0	0	0	64	0	125	0	0	0	189
Not applicable	BK	13626	354	7542	353	4493	1606	1547	2904	2832	2817	38074

931. In general, what do you feel about each of these family sizes?

Please circle one answer on each line

A. A family with no children

[VAR: NOKIDS]

RESPONSE	PUNCH	YEAR										COL. 4210
		1972-82	1982B	1983-87	1987B	1988-91	1993	1994	1996	1998	2000	ALL
Very desirable	1	0	0	0	0	53	0	0	0	0	0	53
Desirable	2	0	0	0	0	167	0	0	0	0	0	167
Neither desirable nor undesirable	3	0	0	0	0	473	0	0	0	0	0	473
Undesirable	4	0	0	0	0	366	0	0	0	0	0	366
Very undesirable	5	0	0	0	0	162	0	0	0	0	0	162
Can't choose	8	0	0	0	0	114	0	0	0	0	0	114
No answer	9	0	0	0	0	79	0	0	0	0	0	79
Not applicable	BK	13626	354	7542	353	4493	1606	2992	2904	2832	2817	39519

B. A family with one child

[VAR: ONEKID]

RESPONSE	PUNCH	YEAR										COL. 4211
		1972-82	1982B	1983-87	1987B	1988-91	1993	1994	1996	1998	2000	ALL
Very desirable	1	0	0	0	0	96	0	0	0	0	0	96
Desirable	2	0	0	0	0	583	0	0	0	0	0	583
Neither desirable nor undesirable	3	0	0	0	0	307	0	0	0	0	0	307
Undesirable	4	0	0	0	0	239	0	0	0	0	0	239
Very undesirable	5	0	0	0	0	33	0	0	0	0	0	33
Can't choose	8	0	0	0	0	59	0	0	0	0	0	59
No answer	9	0	0	0	0	97	0	0	0	0	0	97
Not applicable	BK	13626	354	7542	353	4493	1606	2992	2904	2832	2817	39519

C. A family with two children

[VAR: TWOKIDS]

RESPONSE	PUNCH	YEAR										COL.	4212
		1972-82	1982B	1983-87	1987B	1988-91	1993	1994	1996	1998	2000	ALL	
Very desirable	1	0	0	0	0	358	0	0	0	0	0	0	358
Desirable	2	0	0	0	0	726	0	0	0	0	0	0	726
Neither desirable nor undesirable	3	0	0	0	0	169	0	0	0	0	0	0	169
Undesirable	4	0	0	0	0	32	0	0	0	0	0	0	32
Very undesirable	5	0	0	0	0	13	0	0	0	0	0	0	13
Can't choose	8	0	0	0	0	48	0	0	0	0	0	0	48
No answer	9	0	0	0	0	68	0	0	0	0	0	0	68
Not applicable	BK	13626	354	7542	353	4493	1606	2992	2904	2832	2817	39519	

D. A family with three kids

[VAR: THREKIDS]

RESPONSE	PUNCH	YEAR										COL.	4213
		1972-82	1982B	1983-87	1987B	1988-91	1993	1994	1996	1998	2000	ALL	
Very desirable	1	0	0	0	0	214	0	0	0	0	0	0	214
Desirable	2	0	0	0	0	590	0	0	0	0	0	0	590
Neither desirable nor undesirable	3	0	0	0	0	299	0	0	0	0	0	0	299
Undesirable	4	0	0	0	0	140	0	0	0	0	0	0	140
Very undesirable	5	0	0	0	0	38	0	0	0	0	0	0	38
Can't choose	8	0	0	0	0	57	0	0	0	0	0	0	57
No answer	9	0	0	0	0	76	0	0	0	0	0	0	76
Not applicable	BK	13626	354	7542	353	4493	1606	2992	2904	2832	2817	39519	

E. A family with four children or more

[VAR: FOURKIDS]

RESPONSE	PUNCH	YEAR										COL.	4214
		1972-82	1982B	1983-87	1987B	1988-91	1993	1994	1996	1998	2000	ALL	
Very desirable	1	0	0	0	0	154	0	0	0	0	0	0	154
Desirable	2	0	0	0	0	314	0	0	0	0	0	0	314
Neither desirable nor undesirable	3	0	0	0	0	335	0	0	0	0	0	0	335
Undesirable	4	0	0	0	0	300	0	0	0	0	0	0	300
Very undesirable	5	0	0	0	0	156	0	0	0	0	0	0	156
Can't choose	8	0	0	0	0	84	0	0	0	0	0	0	84
No answer	9	0	0	0	0	71	0	0	0	0	0	0	71
Not applicable	BK	13626	354	7542	353	4493	1606	2992	2904	2832	2817	39519	

932. Do you agree or disagree ...

A. Children are more trouble than they are worth.

[VAR: KIDTRBLE]

RESPONSE	PUNCH	YEAR										COL.	4215
		1972-82	1982B	1983-87	1987B	1988-91	1993	1994	1996	1998	2000	ALL	
Strongly agree	1	0	0	0	0	18	0	0	0	0	0	0	18
Agree	2	0	0	0	0	39	0	0	0	0	0	0	39
Neither agree or disagree . .	3	0	0	0	0	127	0	0	0	0	0	0	127
Disagree	4	0	0	0	0	550	0	0	0	0	0	0	550
Strongly disagree	5	0	0	0	0	643	0	0	0	0	0	0	643
Can't choose	8	0	0	0	0	20	0	0	0	0	0	0	20
No answer	9	0	0	0	0	17	0	0	0	0	0	0	17
Not applicable	BK	13626	354	7542	353	4493	1606	2992	2904	2832	2817	39519	

B. Watching children grow up is life's greatest joy.

[VAR: KIDJOY]

RESPONSE	PUNCH	YEAR						COL.		4216		
		1972-82	1982B	1983-87	1987B	1988-91	1993	1994	1996		1998	2000
Strongly agree	1	0	0	0	0	581	0	484	0	0	0	1065
Agree	2	0	0	0	0	626	0	645	0	0	0	1271
Neither agree or disagree . .	3	0	0	0	0	126	0	188	0	0	0	314
Disagree	4	0	0	0	0	36	0	52	0	0	0	88
Strongly disagree	5	0	0	0	0	19	0	6	0	0	0	25
Can't choose	8	0	0	0	0	10	0	21	0	0	0	31
No answer	9	0	0	0	0	16	0	51	0	0	0	67
Not applicable	BK	13626	354	7542	353	4493	1606	1545	2904	2832	2817	38072

C. Having children interferes too much with the freedom of parents.

[VAR: KIDNOFRE]

RESPONSE	PUNCH	YEAR						COL.		4217		
		1972-82	1982B	1983-87	1987B	1988-91	1993	1994	1996		1998	2000
Strongly agree	1	0	0	0	0	25	0	14	0	0	0	39
Agree	2	0	0	0	0	130	0	105	0	0	0	235
Neither agree or disagree . .	3	0	0	0	0	186	0	216	0	0	0	402
Disagree	4	0	0	0	0	656	0	749	0	0	0	1405
Strongly disagree	5	0	0	0	0	370	0	288	0	0	0	658
Can't choose	8	0	0	0	0	25	0	18	0	0	0	43
No answer	9	0	0	0	0	22	0	57	0	0	0	79
Not applicable	BK	13626	354	7542	353	4493	1606	1545	2904	2832	2817	38072

D. A marriage without children is not fully complete.

[VAR: KIDLESS]

RESPONSE	PUNCH	YEAR						COL.		4218		
		1972-82	1982B	1983-87	1987B	1988-91	1993	1994	1996		1998	2000
Strongly agree	1	0	0	0	0	196	0	0	0	0	0	196
Agree	2	0	0	0	0	427	0	0	0	0	0	427
Neither agree or disagree . .	3	0	0	0	0	324	0	0	0	0	0	324
Disagree	4	0	0	0	0	305	0	0	0	0	0	305
Strongly disagree	5	0	0	0	0	102	0	0	0	0	0	102
Can't choose	8	0	0	0	0	44	0	0	0	0	0	44
No answer	9	0	0	0	0	16	0	0	0	0	0	16
Not applicable	BK	13626	354	7542	353	4493	1606	2992	2904	2832	2817	39519

E. It is better not to have children because they are such a heavy financial burden.

[VAR: KIDFIN]

RESPONSE	PUNCH	YEAR						COL.		4219		
		1972-82	1982B	1983-87	1987B	1988-91	1993	1994	1996		1998	2000
Strongly agree	1	0	0	0	0	16	0	0	0	0	0	16
Agree	2	0	0	0	0	41	0	0	0	0	0	41
Neither agree or disagree . .	3	0	0	0	0	143	0	0	0	0	0	143
Disagree	4	0	0	0	0	670	0	0	0	0	0	670
Strongly disagree	5	0	0	0	0	506	0	0	0	0	0	506
Can't choose	8	0	0	0	0	22	0	0	0	0	0	22
No answer	9	0	0	0	0	16	0	0	0	0	0	16
Not applicable	BK	13626	354	7542	353	4493	1606	2992	2904	2832	2817	39519

F. People who have never had children lead empty lives.

[VAR: KIDEMPTY]

RESPONSE	PUNCH	YEAR										COL. 4220
		1972-82	1982B	1983-87	1987B	1988-91	1993	1994	1996	1998	2000	ALL
Strongly agree	1	0	0	0	0	115	0	48	0	0	0	163
Agree	2	0	0	0	0	251	0	214	0	0	0	465
Neither agree or disagree . .	3	0	0	0	0	373	0	373	0	0	0	746
Disagree	4	0	0	0	0	415	0	536	0	0	0	951
Strongly disagree	5	0	0	0	0	192	0	182	0	0	0	374
Can't choose	8	0	0	0	0	51	0	40	0	0	0	91
No answer	9	0	0	0	0	17	0	54	0	0	0	71
Not applicable	BK	13626	354	7542	353	4493	1606	1545	2904	2832	2817	38072

933. In general, would you say that the law now makes it easy or difficult for people who want to get divorced?

[VAR: DIVNOW]

RESPONSE	PUNCH	YEAR										COL. 4221
		1972-82	1982B	1983-87	1987B	1988-91	1993	1994	1996	1998	2000	ALL
Very easy	1	0	0	0	0	572	0	0	0	0	0	572
Fairly easy	2	0	0	0	0	443	0	0	0	0	0	443
Neither easy nor difficult .	3	0	0	0	0	197	0	0	0	0	0	197
Fairly difficult	4	0	0	0	0	75	0	0	0	0	0	75
Very difficult	5	0	0	0	0	52	0	0	0	0	0	52
Can't choose	8	0	0	0	0	45	0	0	0	0	0	45
No answer	9	0	0	0	0	30	0	0	0	0	0	30
Not applicable	BK	13626	354	7542	353	4493	1606	2992	2904	2832	2817	39519

934. And in general, how easy or difficult do you think the law should make it for couples without young children to get a divorce?

[VAR: DIVNOKID]

RESPONSE	PUNCH	YEAR										COL. 4222
		1972-82	1982B	1983-87	1987B	1988-91	1993	1994	1996	1998	2000	ALL
Very easy	1	0	0	0	0	234	0	0	0	0	0	234
Fairly easy	2	0	0	0	0	289	0	0	0	0	0	289
Neither easy nor difficult .	3	0	0	0	0	420	0	0	0	0	0	420
Fairly difficult	4	0	0	0	0	237	0	0	0	0	0	237
Very difficult	5	0	0	0	0	125	0	0	0	0	0	125
Can't choose	8	0	0	0	0	79	0	0	0	0	0	79
No answer	9	0	0	0	0	30	0	0	0	0	0	30
Not applicable	BK	13626	354	7542	353	4493	1606	2992	2904	2832	2817	39519

935. And what about couples with young children? How easy or difficult should the law make it for them to get a divorce?

[VAR: DIVIFKID]

RESPONSE	PUNCH	YEAR										COL. 4223
		1972-82	1982B	1983-87	1987B	1988-91	1993	1994	1996	1998	2000	ALL
Very easy	1	0	0	0	0	59	0	0	0	0	0	59
Fairly easy	2	0	0	0	0	134	0	0	0	0	0	134
Neither easy nor difficult .	3	0	0	0	0	425	0	0	0	0	0	425
Fairly difficult	4	0	0	0	0	368	0	0	0	0	0	368
Very difficult	5	0	0	0	0	325	0	0	0	0	0	325
Can't choose	8	0	0	0	0	76	0	0	0	0	0	76
No answer	9	0	0	0	0	27	0	0	0	0	0	27
Not applicable	BK	13626	354	7542	353	4493	1606	2992	2904	2832	2817	39519

936. When a marriage is troubled and unhappy, do you think it is generally better for the children if the couple stays together or gets divorced?

[VAR: DIVKIDS]

RESPONSE	PUNCH	YEAR					COL. 4224					
		1972-82	1982B	1983-87	1987B	1988-91	1993	1994	1996	1998	2000	ALL
Much better to divorce 1		0	0	0	0	238	0	0	0	0	0	238
Better to divorce 2		0	0	0	0	536	0	0	0	0	0	536
Worse to divorce 3		0	0	0	0	194	0	0	0	0	0	194
Much worse to divorce 4		0	0	0	0	105	0	0	0	0	0	105
Can't choose 8		0	0	0	0	315	0	0	0	0	0	315
No answer 9		0	0	0	0	26	0	0	0	0	0	26
Not applicable BK		13626	354	7542	353	4493	1606	2992	2904	2832	2817	39519

937. And when a marriage is troubled and unhappy, is it generally better for the wife if the couple stays together or gets divorced?

[VAR: DIVWIFE]

RESPONSE	PUNCH	YEAR					COL. 4225					
		1972-82	1982B	1983-87	1987B	1988-91	1993	1994	1996	1998	2000	ALL
Much better to divorce 1		0	0	0	0	232	0	0	0	0	0	232
Better to divorce 2		0	0	0	0	558	0	0	0	0	0	558
Worse to divorce 3		0	0	0	0	185	0	0	0	0	0	185
Much worse to divorce 4		0	0	0	0	83	0	0	0	0	0	83
Can't choose 8		0	0	0	0	326	0	0	0	0	0	326
No answer 9		0	0	0	0	30	0	0	0	0	0	30
Not applicable BK		13626	354	7542	353	4493	1606	2992	2904	2832	2817	39519

938. And when a marriage is troubled and unhappy, is it generally better for the husband if the couple stays together or gets divorced?

[VAR: DIVHUBBY]

RESPONSE	PUNCH	YEAR					COL. 4226					
		1972-82	1982B	1983-87	1987B	1988-91	1993	1994	1996	1998	2000	ALL
Much better to divorce 1		0	0	0	0	234	0	0	0	0	0	234
Better to divorce 2		0	0	0	0	571	0	0	0	0	0	571
Worse to divorce 3		0	0	0	0	180	0	0	0	0	0	180
Much worse to divorce 4		0	0	0	0	76	0	0	0	0	0	76
Can't choose 8		0	0	0	0	322	0	0	0	0	0	322
No answer 9		0	0	0	0	31	0	0	0	0	0	31
Not applicable BK		13626	354	7542	353	4493	1606	2992	2904	2832	2817	39519

939. Did your mother ever work for pay for as long as one year after you were born and before you were 14?

[VAR: MAWORK14]

RESPONSE	PUNCH	YEAR					COL. 4227					
		1972-82	1982B	1983-87	1987B	1988-91	1993	1994	1996	1998	2000	ALL
Yes, she worked 1		0	0	0	0	665	0	741	0	0	0	1406
No 2		0	0	0	0	696	0	628	0	0	0	1324
Did not live with mother 3		0	0	0	0	26	0	26	0	0	0	52
Don't know 8		0	0	0	0	2	0	4	0	0	0	6
No answer 9		0	0	0	0	25	0	48	0	0	0	73
Not applicable BK		13626	354	7542	353	4493	1606	1545	2904	2832	2817	38072

940. Were you ever divorced?

[VAR: EVDIV]

RESPONSE	PUNCH	YEAR										COL. 4228
		1972-82	1982B	1983-87	1987B	1988-91	1993	1994	1996	1998	2000	ALL
Yes	1	0	0	0	0	361	0	410	0	0	0	771
No	2	0	0	0	0	749	0	844	0	0	0	1593
Never married	3	0	0	0	0	280	0	172	0	0	0	452
No answer	9	0	0	0	0	24	0	21	0	0	0	45
Not applicable	BK	13626	354	7542	353	4493	1606	1545	2904	2832	2817	38072

941. Was your (current) spouse ever divorced?

[VAR: SPEVDIV]

RESPONSE	PUNCH	YEAR										COL. 4229
		1972-82	1982B	1983-87	1987B	1988-91	1993	1994	1996	1998	2000	ALL
Yes	1	0	0	0	0	173	0	215	0	0	0	388
No	2	0	0	0	0	754	0	686	0	0	0	1440
Not married	3	0	0	0	0	280	0	274	0	0	0	554
Don't know	8	0	0	0	0	0	0	1	0	0	0	1
No answer	9	0	0	0	0	207	0	271	0	0	0	478
Not applicable	BK	13626	354	7542	353	4493	1606	1545	2904	2832	2817	38072

942. Did you live with your husband/wife before you got married?

[VAR: COHABIT]

RESPONSE	PUNCH	YEAR										COL. 4230
		1972-82	1982B	1983-87	1987B	1988-91	1993	1994	1996	1998	2000	ALL
Yes	1	0	0	0	0	176	0	213	0	0	0	389
No	2	0	0	0	0	566	0	518	0	0	0	1084
No answer	9	0	0	0	0	14	0	12	0	0	0	26
Not applicable	BK	13626	354	7542	353	5151	1606	2249	2904	2832	2817	39434

PLEASE ANSWER THIS QUESTION IF YOU ARE A MARRIED WOMAN WHO HAS HAD CHILDREN.

943. Did you work outside the home full-time, part-time, or not at all...

A. After marrying and before you had children?

[VAR: RWRKNOKD]

RESPONSE	PUNCH	YEAR										COL. 4231
		1972-82	1982B	1983-87	1987B	1988-91	1993	1994	1996	1998	2000	ALL
Worked full-time	1	0	0	0	0	192	0	800	0	0	0	992
Worked part-time	2	0	0	0	0	38	0	66	0	0	0	104
Stayed home	3	0	0	0	0	82	0	137	0	0	0	219
Does not apply	8	0	0	0	0	7	0	87	0	0	0	94
No answer	9	0	0	0	0	14	0	357	0	0	0	371
Not applicable (Not a married woman who has had children)	BK	13626	354	7542	353	5574	1606	1545	2904	2832	2817	39153

B. And what about when a child was under school age?

[VAR: RWRKBABY]

RESPONSE	PUNCH	YEAR									COL.	4232
		1972-82	1982B	1983-87	1987B	1988-91	1993	1994	1996	1998	2000	ALL
Worked full-time	1	0	0	0	0	70	0	586	0	0	0	656
Worked part-time	2	0	0	0	0	67	0	136	0	0	0	203
Stayed home	3	0	0	0	0	174	0	281	0	0	0	455
Does not apply	8	0	0	0	0	5	0	72	0	0	0	77
No answer	9	0	0	0	0	17	0	372	0	0	0	389
Not applicable (Not a married woman who has had children)	BK	13626	354	7542	353	5574	1606	1545	2904	2832	2817	39153

C. After the youngest child started school?

[VAR: RWRKSCH]

RESPONSE	PUNCH	YEAR									COL.	4233
		1972-82	1982B	1983-87	1987B	1988-91	1993	1994	1996	1998	2000	ALL
Worked full-time	1	0	0	0	0	103	0	619	0	0	0	722
Worked part-time	2	0	0	0	0	69	0	131	0	0	0	200
Stayed home	3	0	0	0	0	87	0	128	0	0	0	215
Does not apply	8	0	0	0	0	55	0	189	0	0	0	244
No answer	9	0	0	0	0	19	0	380	0	0	0	399
Not applicable (Not a married woman who has had children)	BK	13626	354	7542	353	5574	1606	1545	2904	2832	2817	39153

D. And how about after the children left home?

[VAR: RWRKGRWN]

RESPONSE	PUNCH	YEAR									COL.	4234
		1972-82	1982B	1983-87	1987B	1988-91	1993	1994	1996	1998	2000	ALL
Worked full-time	1	0	0	0	0	103	0	475	0	0	0	578
Worked part-time	2	0	0	0	0	31	0	68	0	0	0	99
Stayed home	3	0	0	0	0	40	0	76	0	0	0	116
Does not apply	8	0	0	0	0	137	0	411	0	0	0	548
No answer	9	0	0	0	0	22	0	417	0	0	0	439
Not applicable	BK	13626	354	7542	353	5574	1606	1545	2904	2832	2817	39153

REMARKS: In 1988, Qs. 943A-D were asked of those who were married and have had children. In 1994, Qs. 943A-D were asked of those who have had children regardless of marital status.

AND PLEASE ANSWER THIS QUESTION IF YOU ARE MARRIED AND BOTH OF YOU ARE CURRENTLY WORKING FOR PAY.

944. Who earns more money?

[VAR: EARNSMOR]

RESPONSE	PUNCH	YEAR									COL.	4235
		1972-82	1982B	1983-87	1987B	1988-91	1993	1994	1996	1998	2000	ALL
The husband earns much more .	1	0	0	0	0	207	0	214	0	0	0	421
The husband earns a bit more	2	0	0	0	0	71	0	76	0	0	0	147
We earn the same amount . . .	3	0	0	0	0	33	0	59	0	0	0	92
The wife earns a bit more . . .	4	0	0	0	0	27	0	38	0	0	0	65
The wife earns much more . . .	5	0	0	0	0	16	0	17	0	0	0	33
No answer	9	0	0	0	0	13	0	18	0	0	0	31
Not applicable (Not married, or both spouses not currently working)	BK	13626	354	7542	353	5540	1606	2570	2904	2832	2817	40144

To begin, we have some questions about women.

945. Do you agree or disagree . . .

Most women have to work these days to support their families.

[VAR: FEWRKSUP]

RESPONSE	PUNCH	YEAR										COL. 4236
		1972-82	1982B	1983-87	1987B	1988-91	1993	1994	1996	1998	2000	ALL
Strongly agree	1	0	0	0	0	0	0	403	0	0	0	403
Agree	2	0	0	0	0	0	0	800	0	0	0	800
Neither agree nor disagree .	3	0	0	0	0	0	0	122	0	0	0	122
Disagree	4	0	0	0	0	0	0	77	0	0	0	77
Strongly disagree	5	0	0	0	0	0	0	21	0	0	0	21
Can't Choose	8	0	0	0	0	0	0	9	0	0	0	9
No answer	9	0	0	0	0	0	0	15	0	0	0	15
Not applicable	BK	13626	354	7542	353	5907	1606	1545	2904	2832	2817	39486

946. And, do you agree or disagree . . .

A. A man's job is to earn money; a woman's job is to look after the home and family.

[VAR: HUBBYWK1]

RESPONSE	PUNCH	YEAR										COL. 4237
		1972-82	1982B	1983-87	1987B	1988-91	1993	1994	1996	1998	2000	ALL
Strongly agree	1	0	0	0	0	0	0	76	0	0	0	76
Agree	2	0	0	0	0	0	0	227	0	0	0	227
Neither agree nor disagree .	3	0	0	0	0	0	0	271	0	0	0	271
Disagree	4	0	0	0	0	0	0	544	0	0	0	544
Strongly disagree	5	0	0	0	0	0	0	296	0	0	0	296
Can't choose	8	0	0	0	0	0	0	8	0	0	0	8
No answer	9	0	0	0	0	0	0	25	0	0	0	25
Not applicable	BK	13626	354	7542	353	5907	1606	1545	2904	2832	2817	39486

B. It is not good if the man stays at home and cares for the children and the woman goes out to work.

[VAR: MRMOM]

RESPONSE	PUNCH	YEAR										COL. 4238
		1972-82	1982B	1983-87	1987B	1988-91	1993	1994	1996	1998	2000	ALL
Strongly agree	1	0	0	0	0	0	0	99	0	0	0	99
Agree	2	0	0	0	0	0	0	231	0	0	0	231
Neither agree nor disagree .	3	0	0	0	0	0	0	291	0	0	0	291
Disagree	4	0	0	0	0	0	0	560	0	0	0	560
Strongly disagree	5	0	0	0	0	0	0	224	0	0	0	224
Can't choose	8	0	0	0	0	0	0	16	0	0	0	16
No answer	9	0	0	0	0	0	0	26	0	0	0	26
Not applicable	BK	13626	354	7542	353	5907	1606	1545	2904	2832	2817	39486

C. Family life often suffers because men concentrate too much on their work.

[VAR: MEOVRWRK]

RESPONSE	PUNCH	YEAR										COL.	4239
		1972-82	1982B	1983-87	1987B	1988-91	1993	1994	1996	1998	2000	ALL	
Strongly agree	1	0	0	0	0	0	0	122	230	0	209	561	
Agree	2	0	0	0	0	0	0	695	825	0	877	2397	
Neither agree nor disagree .	3	0	0	0	0	0	0	286	169	0	331	786	
Disagree	4	0	0	0	0	0	0	243	198	0	361	802	
Strongly disagree	5	0	0	0	0	0	0	41	21	0	34	96	
Can't choose	8	0	0	0	0	0	0	33	16	0	43	92	
No answer	9	0	0	0	0	0	0	27	1	0	22	50	
Not applicable	BK	13626	354	7542	353	5907	1606	1545	1444	2832	940	36149	

947. Do you agree or disagree . . .

A. One parent can bring up a child as well as two parents together.

[VAR: SINGLPAR]

RESPONSE	PUNCH	YEAR										COL.	4240
		1972-82	1982B	1983-87	1987B	1988-91	1993	1994	1996	1998	2000	ALL	
Strongly agree	1	0	0	0	0	0	0	124	0	0	0	124	
Agree	2	0	0	0	0	0	0	387	0	0	0	387	
Neither agree nor disagree .	3	0	0	0	0	0	0	203	0	0	0	203	
Disagree	4	0	0	0	0	0	0	542	0	0	0	542	
Strongly disagree	5	0	0	0	0	0	0	159	0	0	0	159	
Can't choose	8	0	0	0	0	0	0	10	0	0	0	10	
No answer	9	0	0	0	0	0	0	22	0	0	0	22	
Not applicable	BK	13626	354	7542	353	5907	1606	1545	2904	2832	2817	39486	

B. It is alright for a couple to live together without intending to get married.

[VAR: COHABOK]

RESPONSE	PUNCH	YEAR										COL.	4241
		1972-82	1982B	1983-87	1987B	1988-91	1993	1994	1996	1998	2000	ALL	
Strongly agree	1	0	0	0	0	0	0	140	0	213	0	353	
Agree	2	0	0	0	0	0	0	447	0	329	0	776	
Neither agree nor disagree .	3	0	0	0	0	0	0	232	0	258	0	490	
Disagree	4	0	0	0	0	0	0	357	0	201	0	558	
Strongly disagree	5	0	0	0	0	0	0	228	0	230	0	458	
Can't choose	8	0	0	0	0	0	0	18	0	29	0	47	
No answer	9	0	0	0	0	0	0	25	0	24	0	49	
Not applicable	BK	13626	354	7542	353	5907	1606	1545	2904	1548	2817	38202	

C. It's a good idea for a couple who intend to get married to live together first.

[VAR: COHABFST]

RESPONSE	PUNCH	YEAR										COL.	4242
		1972-82	1982B	1983-87	1987B	1988-91	1993	1994	1996	1998	2000	ALL	
Strongly agree	1	0	0	0	0	0	0	141	0	188	0	329	
Agree	2	0	0	0	0	0	0	330	0	299	0	629	
Neither agree nor disagree .	3	0	0	0	0	0	0	332	0	329	0	661	
Disagree	4	0	0	0	0	0	0	383	0	211	0	594	
Strongly disagree	5	0	0	0	0	0	0	213	0	199	0	412	
Can't choose	8	0	0	0	0	0	0	25	0	31	0	56	
No answer	9	0	0	0	0	0	0	23	0	27	0	50	
Not applicable	BK	13626	354	7542	353	5907	1606	1545	2904	1548	2817	38202	

948. Do you agree or disagree...

Divorce is usually the best solution when a couple can't seem to work out their marriage problems.

[VAR: DIVBEST]

RESPONSE	PUNCH	YEAR										COL. 4243
		1972-82	1982B	1983-87	1987B	1988-91	1993	1994	1996	1998	2000	ALL
Strongly agree	1	0	0	0	0	0	0	126	0	0	0	126
Agree	2	0	0	0	0	0	0	548	0	0	0	548
Neither agree nor disagree .	3	0	0	0	0	0	0	272	0	0	0	272
Disagree	4	0	0	0	0	0	0	334	0	0	0	334
Strongly disagree	5	0	0	0	0	0	0	112	0	0	0	112
Can't choose	8	0	0	0	0	0	0	33	0	0	0	33
No answer	9	0	0	0	0	0	0	22	0	0	0	22
Not applicable	BK	13626	354	7542	353	5907	1606	1545	2904	2832	2817	39486

949. Do you agree or disagree...

A. When there are children in the family, parents should stay together even if they don't get along.

[VAR: DIVIFKD1]

RESPONSE	PUNCH	YEAR										COL. 4244
		1972-82	1982B	1983-87	1987B	1988-91	1993	1994	1996	1998	2000	ALL
Strongly agree	1	0	0	0	0	0	0	36	0	0	0	36
Agree	2	0	0	0	0	0	0	173	0	0	0	173
Neither agree nor disagree .	3	0	0	0	0	0	0	231	0	0	0	231
Disagree	4	0	0	0	0	0	0	662	0	0	0	662
Strongly disagree	5	0	0	0	0	0	0	248	0	0	0	248
Can't choose	8	0	0	0	0	0	0	47	0	0	0	47
No answer	9	0	0	0	0	0	0	50	0	0	0	50
Not applicable	BK	13626	354	7542	353	5907	1606	1545	2904	2832	2817	39486

B. Even when there are no children, a married couple should stay together even if they don't get along.

[VAR: KIDNOKD1]

RESPONSE	PUNCH	YEAR										COL. 4245
		1972-82	1982B	1983-87	1987B	1988-91	1993	1994	1996	1998	2000	ALL
Strongly agree	1	0	0	0	0	0	0	24	0	0	0	24
Agree	2	0	0	0	0	0	0	82	0	0	0	82
Neither agree nor disagree .	3	0	0	0	0	0	0	137	0	0	0	137
Disagree	4	0	0	0	0	0	0	718	0	0	0	718
Strongly disagree	5	0	0	0	0	0	0	399	0	0	0	399
Can't choose	8	0	0	0	0	0	0	38	0	0	0	38
No answer	9	0	0	0	0	0	0	49	0	0	0	49
Not applicable	BK	13626	354	7542	353	5907	1606	1545	2904	2832	2817	39486

950. Did you ever live with a partner you didn't marry?

[VAR: LIVNOWED]

RESPONSE	PUNCH	YEAR										COL. 4246
		1972-82	1982B	1983-87	1987B	1988-91	1993	1994	1996	1998	2000	ALL
Yes, with a previous partner	1	0	0	0	0	0	0	215	0	0	0	215
Yes, with my present partner	2	0	0	0	0	0	0	53	0	0	0	53
Yes, both with a previous partner and with my present partner	3	0	0	0	0	0	0	41	0	0	0	41
No, never	4	0	0	0	0	0	0	1001	0	0	0	1001
Don't know	8	0	0	0	0	0	0	0	0	0	0	0
No answer	9	0	0	0	0	0	0	137	0	0	0	137
Not applicable	BK	13626	354	7542	353	5907	1606	1545	2904	2832	2817	39486

951. Do you agree or disagree . . .

A. Working women should receive paid maternity leave when they have a baby.

[VAR: MAPAID]

RESPONSE	PUNCH	YEAR										COL. 4247
		1972-82	1982B	1983-87	1987B	1988-91	1993	1994	1996	1998	2000	ALL
Strongly agree	1	0	0	0	0	0	0	384	0	0	0	384
Agree	2	0	0	0	0	0	0	633	0	0	0	633
Neither agree nor disagree	3	0	0	0	0	0	0	148	0	0	0	148
Disagree	4	0	0	0	0	0	0	150	0	0	0	150
Strongly disagree	5	0	0	0	0	0	0	26	0	0	0	26
Can't choose	8	0	0	0	0	0	0	26	0	0	0	26
No answer	9	0	0	0	0	0	0	80	0	0	0	80
Not applicable	BK	13626	354	7542	353	5907	1606	1545	2904	2832	2817	39486

B. Families should receive financial benefits for child care when both parents work.

[VAR: CHLDCARE]

RESPONSE	PUNCH	YEAR										COL. 4248
		1972-82	1982B	1983-87	1987B	1988-91	1993	1994	1996	1998	2000	ALL
Strongly agree	1	0	0	0	0	0	0	204	0	0	0	204
Agree	2	0	0	0	0	0	0	407	0	0	0	407
Neither agree nor disagree	3	0	0	0	0	0	0	261	0	0	0	261
Disagree	4	0	0	0	0	0	0	389	0	0	0	389
Strongly disagree	5	0	0	0	0	0	0	71	0	0	0	71
Can't choose	8	0	0	0	0	0	0	35	0	0	0	35
No answer	9	0	0	0	0	0	0	80	0	0	0	80
Not applicable	BK	13626	354	7542	353	5907	1606	1545	2904	2832	2817	39486

C. A pregnant woman should be able to obtain a legal abortion for any reason whatsoever, if she chooses not to have the baby.

[VAR: ABCHOOSE]

RESPONSE	PUNCH	YEAR										COL. 4249
		1972-82	1982B	1983-87	1987B	1988-91	1993	1994	1996	1998	2000	ALL
Strongly agree	1	0	0	0	0	0	0	257	0	0	0	257
Agree	2	0	0	0	0	0	0	349	0	0	0	349
Neither agree nor disagree	3	0	0	0	0	0	0	126	0	0	0	126
Disagree	4	0	0	0	0	0	0	287	0	0	0	287
Strongly disagree	5	0	0	0	0	0	0	313	0	0	0	313
Can't choose	8	0	0	0	0	0	0	34	0	0	0	34
No answer	9	0	0	0	0	0	0	81	0	0	0	81
Not applicable	BK	13626	354	7542	353	5907	1606	1545	2904	2832	2817	39486

952. What if they are in their early teens, say under 16 years old, in that case is it . . .

[VAR: TEENSEX1]

RESPONSE	PUNCH	YEAR										COL. 4250
		1972-82	1982B	1983-87	1987B	1988-91	1993	1994	1996	1998	2000	ALL
Always wrong	1	0	0	0	0	0	0	927	0	0	0	927
Almost always wrong	2	0	0	0	0	0	0	215	0	0	0	215
Wrong only sometimes	3	0	0	0	0	0	0	114	0	0	0	114
Not wrong at all	4	0	0	0	0	0	0	54	0	0	0	54
Can't choose	8	0	0	0	0	0	0	48	0	0	0	48
No answer	9	0	0	0	0	0	0	89	0	0	0	89
Not applicable	BK	13626	354	7542	353	5907	1606	1545	2904	2832	2817	39486

REMARKS: This question was asked immediately following a question about premarital sex between a man and a woman whose ages are not specified (see Q. 1011A). This follow up question adds a specific age constraint to the previous question.

953. Sometimes at work people find themselves the object of sexual advances, propositions, or unwanted sexual discussions from co-workers or supervisors. The advances sometimes involve physical contact and sometimes just involve sexual conversations. Has this ever happened to you?

[VAR: SEXHAR]

RESPONSE	PUNCH	YEAR										COL. 4251
		1972-82	1982B	1983-87	1987B	1988-91	1993	1994	1996	1998	2000	ALL
Yes	1	0	0	0	0	0	0	523	456	0	0	979
No	2	0	0	0	0	0	0	801	949	0	0	1750
Never have worked	3	0	0	0	0	0	0	31	0	0	0	31
Don't know	8	0	0	0	0	0	0	0	4	0	0	4
No answer	9	0	0	0	0	0	0	92	51	0	0	143
Not applicable	BK	13626	354	7542	353	5907	1606	1545	1444	2832	2817	38026

REMARKS: Punch "3" never worked was precoded in 1994 since this was part of ISSP. It was not used in 1996. In 1996 No Answer (Punch 9) includes people who never worked.

PLEASE ANSWER THIS QUESTION IF YOU ARE CURRENTLY MARRIED OR LIVING AS MARRIED. IF NOT CURRENTLY MARRIED OR LIVING AS MARRIED, PLEASE GO TO Q. 956.

954. How do you and your spouse/partner or organize the income that one or both of you receive? Please choose the option that comes closest.

[VAR: FAMBUDGT]

RESPONSE	PUNCH	YEAR										COL. 4252
		1972-82	1982B	1983-87	1987B	1988-91	1993	1994	1996	1998	2000	ALL
I manage all the money and give my partner his/her share.	1	0	0	0	0	0	0	95	0	0	0	95
My partner manages all the money and give me my share.	2	0	0	0	0	0	0	062	0	0	0	62
We pool all the money and each take out what we need.	3	0	0	0	0	0	0	483	0	0	0	483
We pool some of the money and keep the rest separate.	4	0	0	0	0	0	0	80	0	0	0	80
We each keep our own money separate.	5	0	0	0	0	0	0	76	0	0	0	76
Not married or living as married.	6	0	0	0	0	0	0	612	0	0	0	612
Don't Know	8	0	0	0	0	0	0	1	0	0	0	1
No answer	9	0	0	0	0	0	0	38	0	0	0	38
Not applicable	BK	13626	354	7542	353	5907	1606	1545	2904	2832	2817	39486

PLEASE ANSWER IF YOU ARE MARRIED OR LIVING AS MARRIED.

955. In your household who does the following things . . .

A. Does the laundry.

[VAR: LAUNDRY]

RESPONSE	PUNCH	YEAR										COL.	4253
		1972-82	1982B	1983-87	1987B	1988-91	1993	1994	1996	1998	2000	ALL	
Always the woman	1	0	0	0	0	0	0	265	0	0	0	265	
Usually the woman	2	0	0	0	0	0	0	290	0	0	0	290	
About equal or both together	3	0	0	0	0	0	0	205	0	0	0	205	
Usually the man	4	0	0	0	0	0	0	27	0	0	0	27	
Always the man	5	0	0	0	0	0	0	12	0	0	0	12	
Is done by a third person . .	6	0	0	0	0	0	0	12	0	0	0	12	
Not married	7	0	0	0	0	0	0	602	0	0	0	602	
Can't Choose	8	0	0	0	0	0	0	4	0	0	0	4	
No answer	9	0	0	0	0	0	0	30	0	0	0	30	
Not applicable	BK	13626	354	7542	353	5907	1606	1545	2904	2832	2817	39486	

B. Makes small repairs around the house.

[VAR: REPAIRS]

RESPONSE	PUNCH	YEAR										COL.	4254
		1972-82	1982B	1983-87	1987B	1988-91	1993	1994	1996	1998	2000	ALL	
Always the woman	1	0	0	0	0	0	0	19	0	0	0	19	
Usually the woman	2	0	0	0	0	0	0	27	0	0	0	27	
About equal or both together	3	0	0	0	0	0	0	174	0	0	0	174	
Usually the man	4	0	0	0	0	0	0	381	0	0	0	381	
Always the man	5	0	0	0	0	0	0	188	0	0	0	188	
Is done by a third person . .	6	0	0	0	0	0	0	23	0	0	0	23	
Not married	7	0	0	0	0	0	0	601	0	0	0	601	
Can't choose	8	0	0	0	0	0	0	5	0	0	0	5	
No answer	9	0	0	0	0	0	0	29	0	0	0	29	
Not applicable	BK	13626	354	7542	353	5907	1606	1545	2904	2832	2817	39486	

C. Cares for sick family members.

[VAR: CARESICK]

RESPONSE	PUNCH	YEAR										COL.	4255
		1972-82	1982B	1983-87	1987B	1988-91	1993	1994	1996	1998	2000	ALL	
Always the woman	1	0	0	0	0	0	0	123	0	0	0	123	
Usually the woman	2	0	0	0	0	0	0	267	0	0	0	267	
About equal or both together	3	0	0	0	0	0	0	381	0	0	0	381	
Usually the man	4	0	0	0	0	0	0	10	0	0	0	10	
Always the man	5	0	0	0	0	0	0	7	0	0	0	7	
Is done by a third person . .	6	0	0	0	0	0	0	4	0	0	0	4	
Not married	7	0	0	0	0	0	0	602	0	0	0	602	
Can't choose	8	0	0	0	0	0	0	20	0	0	0	20	
No answer	9	0	0	0	0	0	0	33	0	0	0	33	
Not applicable	BK	13626	354	7542	353	5907	1606	1545	2904	2832	2817	39486	

D. Shops for groceries.

[VAR: SHOPFOOD]

RESPONSE	PUNCH	YEAR										COL. 4256
		1972-82	1982B	1983-87	1987B	1988-91	1993	1994	1996	1998	2000	ALL
Always the woman	1	0	0	0	0	0	0	138	0	0	0	138
Usually the woman	2	0	0	0	0	0	0	262	0	0	0	262
About equal or both together	3	0	0	0	0	0	0	358	0	0	0	358
Usually the man	4	0	0	0	0	0	0	40	0	0	0	40
Always the man	5	0	0	0	0	0	0	13	0	0	0	13
Is done by a third person . .	6	0	0	0	0	0	0	1	0	0	0	1
Not married	7	0	0	0	0	0	0	604	0	0	0	604
Can't choose	8	0	0	0	0	0	0	1	0	0	0	1
No answer	9	0	0	0	0	0	0	30	0	0	0	30
Not applicable	BK	13626	354	7542	353	5907	1606	1545	2904	2832	2817	39486

E. Decides what to have for dinner.

[VAR: DINNER]

RESPONSE	PUNCH	YEAR										COL. 4257
		1972-82	1982B	1983-87	1987B	1988-91	1993	1994	1996	1998	2000	ALL
Always the woman	1	0	0	0	0	0	0	156	0	0	0	156
Usually the woman	2	0	0	0	0	0	0	289	0	0	0	289
About equal or both together	3	0	0	0	0	0	0	319	0	0	0	319
Usually the man	4	0	0	0	0	0	0	38	0	0	0	38
Always the man	5	0	0	0	0	0	0	8	0	0	0	8
Is done by a third person . .	6	0	0	0	0	0	0	02	0	0	0	2
Not married	7	0	0	0	0	0	0	603	0	0	0	603
Can't choose	8	0	0	0	0	0	0	2	0	0	0	2
No answer	9	0	0	0	0	0	0	30	0	0	0	30
Not applicable	BK	13626	354	7542	353	5907	1606	1545	2904	2832	2817	39486

PLEASE ANSWER THIS QUESTION IF YOU EVER HAD CHILDREN.

956. What about your spouse/partner at that time -- did he or she work outside the home full-time, part-time, or not at all . . .

A. After marrying and before you had children?

[VAR: SPWKNOKD]

RESPONSE	PUNCH	YEAR										COL. 4258
		1972-82	1982B	1983-87	1987B	1988-91	1993	1994	1996	1998	2000	ALL
Worked full-time	1	0	0	0	0	0	0	785	0	0	0	785
Worked part-time	2	0	0	0	0	0	0	76	0	0	0	76
Stayed home	3	0	0	0	0	0	0	105	0	0	0	105
Does not apply	8	0	0	0	0	0	0	102	0	0	0	102
No answer	9	0	0	0	0	0	0	379	0	0	0	379
Not applicable (Never had children)	BK	13626	354	7542	353	5907	1606	1545	2904	2832	2817	39486

B. And what about when a child was under school age?

[VAR: SPWKBABY]

RESPONSE	PUNCH	YEAR									COL.	4259
		1972-82	1982B	1983-87	1987B	1988-91	1993	1994	1996	1998	2000	ALL
Worked full-time	1	0	0	0	0	0	0	637	0	0	0	637
Worked part-time	2	0	0	0	0	0	0	106	0	0	0	106
Stayed home	3	0	0	0	0	0	0	206	0	0	0	206
Does not apply	8	0	0	0	0	0	0	108	0	0	0	108
No answer	9	0	0	0	0	0	0	390	0	0	0	390
Not applicable (Never had children)	BK	13626	354	7542	353	5907	1606	1545	2904	2832	2817	39486

C. After the youngest child started school?

[VAR: SPWRKSCH]

RESPONSE	PUNCH	YEAR									COL.	4260
		1972-82	1982B	1983-87	1987B	1988-91	1993	1994	1996	1998	2000	ALL
Worked full-time	1	0	0	0	0	0	0	608	0	0	0	608
Worked part-time	2	0	0	0	0	0	0	111	0	0	0	111
Stayed home	3	0	0	0	0	0	0	125	0	0	0	125
Does not apply	8	0	0	0	0	0	0	200	0	0	0	200
No answer	9	0	0	0	0	0	0	403	0	0	0	403
Not applicable (Never had children)	BK	13626	354	7542	353	5907	1606	1545	2904	2832	2817	39486

D. And how about after the children left home?

[VAR: SPWKGRWN]

RESPONSE	PUNCH	YEAR									COL.	4261
		1972-82	1982B	1983-87	1987B	1988-91	1993	1994	1996	1998	2000	ALL
Worked full-time	1	0	0	0	0	0	0	456	0	0	0	456
Worked part-time	2	0	0	0	0	0	0	62	0	0	0	62
Stayed home	3	0	0	0	0	0	0	69	0	0	0	69
Does not apply	8	0	0	0	0	0	0	415	0	0	0	415
No answer	9	0	0	0	0	0	0	445	0	0	0	445
Not applicable (Never had children)	BK	13626	354	7542	353	5907	1606	1545	2904	2832	2817	39486

**The 1989 ISSP Module: Work Orientation
(870 A, F, 957-985)**

**The 1997 Work Module: Work Orientation
(870A, 957A-E, 958-959, 962A-C & E-I, 964A-B & D, 967-969,
971A-C & E-H, 972A-C & E, 975-976, 982, 986-1008)**

957. Suppose you could change the way you spend your time, spending more on some things and less on others.

Which of these things on the following list would you like to spend more time on, which would you like to spend less time on, and which would you like to spend the same amount of time as now?

A. Time in a paid job?

[VAR: TIMEPDWK]

RESPONSE	PUNCH	YEAR										COL.	4262
		1972-82	1982B	1983-87	1987B	1988-91	1993	1994	1996	1998	2000	ALL	
Spend much more time 1		0	0	0	0	114	0	0	0	110	0	224	
Spend a little more time 2		0	0	0	0	186	0	0	0	151	0	337	
Spend the same time as now 3		0	0	0	0	570	0	0	0	350	0	920	
Spend a bit less time 4		0	0	0	0	263	0	0	0	204	0	467	
Spend much less time 5		0	0	0	0	122	0	0	0	105	0	227	
Can't choose 8		0	0	0	0	146	0	0	0	227	0	373	
No answer 9		0	0	0	0	52	0	0	0	76	0	128	
Not applicable BK		13626	354	7542	353	4454	1606	2992	2904	1609	2817	38257	

B. Time doing household work?

[VAR: TIMEHHWK]

RESPONSE	PUNCH	YEAR										COL.	4263
		1972-82	1982B	1983-87	1987B	1988-91	1993	1994	1996	1998	2000	ALL	
Spend much more time 1		0	0	0	0	51	0	0	0	57	0	108	
Spend a little more time 2		0	0	0	0	284	0	0	0	233	0	517	
Spend the same time as now 3		0	0	0	0	534	0	0	0	385	0	919	
Spend a bit less time 4		0	0	0	0	288	0	0	0	247	0	535	
Spend much less time 5		0	0	0	0	227	0	0	0	231	0	458	
Can't choose 8		0	0	0	0	26	0	0	0	30	0	56	
No answer 9		0	0	0	0	43	0	0	0	40	0	83	
Not applicable BK		13626	354	7542	353	4454	1606	2992	2904	1609	2817	38257	

C. Time with your family?

[VAR: TIMEFAM]

RESPONSE	PUNCH	YEAR										COL.	4264
		1972-82	1982B	1983-87	1987B	1988-91	1993	1994	1996	1998	2000	ALL	
Spend much more time 1		0	0	0	0	467	0	0	0	490	0	957	
Spend a little more time 2		0	0	0	0	588	0	0	0	447	0	1035	
Spend the same time as now 3		0	0	0	0	311	0	0	0	213	0	524	
Spend a bit less time 4		0	0	0	0	26	0	0	0	7	0	33	
Spend much less time 5		0	0	0	0	10	0	0	0	12	0	22	
Can't choose 8		0	0	0	0	15	0	0	0	21	0	36	
No answer 9		0	0	0	0	36	0	0	0	33	0	69	
Not applicable BK		13626	354	7542	353	4454	1606	2992	2904	1609	2817	38257	

D. Time with your friends?

[VAR: TIMEFRND]

RESPONSE	PUNCH	YEAR					COL. 4265					
		1972-82	1982B	1983-87	1987B	1988-91	1993	1994	1996	1998	2000	ALL
Spend much more time 1		0	0	0	0	240	0	0	0	230	0	470
Spend a little more time . . . 2		0	0	0	0	644	0	0	0	536	0	1180
Spend the same time as now . . 3		0	0	0	0	462	0	0	0	361	0	823
Spend a bit less time 4		0	0	0	0	38	0	0	0	29	0	67
Spend much less time 5		0	0	0	0	14	0	0	0	15	0	29
Can't choose 8		0	0	0	0	18	0	0	0	14	0	32
No answer 9		0	0	0	0	37	0	0	0	38	0	75
Not applicable BK	13626	354	7542	353	4454	1606	2992	2904	1609	2817	38257	

E. Time in leisure activities?

[VAR: TIMELEIS]

RESPONSE	PUNCH	YEAR					COL. 4266					
		1972-82	1982B	1983-87	1987B	1988-91	1993	1994	1996	1998	2000	ALL
Spend much more time 1		0	0	0	0	310	0	0	0	361	0	671
Spend a little more time . . . 2		0	0	0	0	630	0	0	0	492	0	1122
Spend the same time as now . . 3		0	0	0	0	405	0	0	0	270	0	675
Spend a bit less time 4		0	0	0	0	32	0	0	0	28	0	60
Spend much less time 5		0	0	0	0	26	0	0	0	15	0	41
Can't choose 8		0	0	0	0	22	0	0	0	23	0	45
No answer 9		0	0	0	0	28	0	0	0	34	0	62
Not applicable BK	13626	354	7542	353	4454	1606	2992	2904	1609	2817	38257	

F. Time to relax?

[VAR: TIMERELX]

RESPONSE	PUNCH	YEAR					COL. 4267					
		1972-82	1982B	1983-87	1987B	1988-91	1993	1994	1996	1998	2000	ALL
Spend much more time 1		0	0	0	0	328	0	0	0	0	0	328
Spend a little more time . . . 2		0	0	0	0	513	0	0	0	0	0	513
Spend the same time as now . . 3		0	0	0	0	489	0	0	0	0	0	489
Spend a bit less time 4		0	0	0	0	48	0	0	0	0	0	48
Spend much less time 5		0	0	0	0	30	0	0	0	0	0	30
Can't choose 8		0	0	0	0	17	0	0	0	0	0	17
No answer 9		0	0	0	0	28	0	0	0	0	0	28
Not applicable BK	13626	354	7542	353	4454	1606	2992	2904	2832	2817	39480	

958. Thinking of work in general, please circle one number for each statement below to show how much you agree or disagree with each.

A. A job is just a way of earning money - no more

[VAR: WRKEARN]

RESPONSE	PUNCH	YEAR					COL. 4268					
		1972-82	1982B	1983-87	1987B	1988-91	1993	1994	1996	1998	2000	ALL
Strongly agree 1		0	0	0	0	104	0	0	0	75	0	179
Agree 2		0	0	0	0	215	0	0	0	209	0	424
Neither agree nor disagree . . 3		0	0	0	0	251	0	0	0	198	0	449
Disagree 4		0	0	0	0	569	0	0	0	483	0	1052
Strongly disagree 5		0	0	0	0	279	0	0	0	201	0	480
Can't choose 8		0	0	0	0	15	0	0	0	25	0	40
No answer 9		0	0	0	0	20	0	0	0	32	0	52
Not applicable BK	13626	354	7542	353	4454	1606	2992	2904	1609	2817	38257	

B. I would enjoy having a paying job even if I did not need that money

[VAR: WRKENJOY]

RESPONSE	PUNCH	YEAR								COL. 4269		
		1972-82	1982B	1983-87	1987B	1988-91	1993	1994	1996	1998	2000	ALL
Strongly agree	1	0	0	0	0	169	0	0	0	112	0	281
Agree	2	0	0	0	0	702	0	0	0	583	0	1285
Neither agree nor disagree .	3	0	0	0	0	227	0	0	0	186	0	413
Disagree	4	0	0	0	0	230	0	0	0	206	0	436
Strongly disagree	5	0	0	0	0	64	0	0	0	75	0	139
Can't choose	8	0	0	0	0	37	0	0	0	34	0	71
No answer	9	0	0	0	0	24	0	0	0	27	0	51
Not applicable	BK	13626	354	7542	353	4454	1606	2992	2904	1609	2817	38257

C. Work is a person's most important activity

[VAR: WRKIMP]

RESPONSE	PUNCH	YEAR								COL. 4270		
		1972-82	1982B	1983-87	1987B	1988-91	1993	1994	1996	1998	2000	ALL
Strongly agree	1	0	0	0	0	180	0	0	0	93	0	273
Agree	2	0	0	0	0	344	0	0	0	263	0	607
Neither agree nor disagree .	3	0	0	0	0	299	0	0	0	225	0	524
Disagree	4	0	0	0	0	458	0	0	0	428	0	886
Strongly disagree	5	0	0	0	0	137	0	0	0	176	0	313
Can't choose	8	0	0	0	0	14	0	0	0	15	0	29
No answer	9	0	0	0	0	21	0	0	0	23	0	44
Not applicable	BK	13626	354	7542	353	4454	1606	2992	2904	1609	2817	38257

959. Are you the person who is responsible for doing the general domestic duties - like cleaning, cooking, washing and so on - in your household?

[VAR: HWDUTIES]

RESPONSE	PUNCH	YEAR								COL. 4271		
		1972-82	1982B	1983-87	1987B	1988-91	1993	1994	1996	1998	2000	ALL
Yes, I am mainly responsible	1	0	0	0	0	765	0	0	0	687	0	1452
Yes, I equally responsible with someone else	2	0	0	0	0	366	0	0	0	301	0	667
No, someone else is mainly responsible	3	0	0	0	0	299	0	0	0	185	0	484
Don't Know	8	0	0	0	0	0	0	0	0	1	0	1
No answer	9	0	0	0	0	23	0	0	0	49	0	72
Not applicable	BK	13626	354	7542	353	4454	1606	2992	2904	1609	2817	38257

960. Think of two people doing the same kind of work. What do you personally think should be important in deciding how much to pay them?

Looking at the things below, please write '1' next to the thing that you think should be most important. Then write '2' next to the thing that you think should be next most important, and '3' next to the thing that you think should be third most important. Leave the other boxes blank.

A. How long the employee has been with the firm

[VAR: YRSFIRM]

RESPONSE	PUNCH	YEAR					COL. 4272					
		1972-82	1982B	1983-87	1987B	1988-91	1993	1994	1996	1998	2000	ALL
Most important	1	0	0	0	0	111	0	0	0	0	0	111
2nd most important	2	0	0	0	0	195	0	0	0	0	0	195
3rd most important	3	0	0	0	0	346	0	0	0	0	0	346
Not chosen	4	0	0	0	0	441	0	0	0	0	0	441
Don't know	8	0	0	0	0	53	0	0	0	0	0	53
No answer	9	0	0	0	0	307	0	0	0	0	0	307
Not applicable	BK	13626	354	7542	353	4454	1606	2992	2904	2832	2817	39480

B. How well the employee does the job

[VAR: DOWELL]

RESPONSE	PUNCH	YEAR					COL. 4273					
		1972-82	1982B	1983-87	1987B	1988-91	1993	1994	1996	1998	2000	ALL
Most important	1	0	0	0	0	765	0	0	0	0	0	765
2nd most important	2	0	0	0	0	207	0	0	0	0	0	207
3rd most important	3	0	0	0	0	94	0	0	0	0	0	94
Not chosen	4	0	0	0	0	56	0	0	0	0	0	56
Don't know	8	0	0	0	0	53	0	0	0	0	0	53
No answer	9	0	0	0	0	278	0	0	0	0	0	278
Not applicable	BK	13626	354	7542	353	4454	1606	2992	2904	2832	2817	39480

C. The experience of the employee in doing the work

[VAR: EXPERNC]

RESPONSE	PUNCH	YEAR					COL. 4274					
		1972-82	1982B	1983-87	1987B	1988-91	1993	1994	1996	1998	2000	ALL
Most important	1	0	0	0	0	121	0	0	0	0	0	121
2nd most important	2	0	0	0	0	483	0	0	0	0	0	483
3rd most important	3	0	0	0	0	286	0	0	0	0	0	286
Not chosen	4	0	0	0	0	207	0	0	0	0	0	207
Don't know	8	0	0	0	0	53	0	0	0	0	0	53
No answer	9	0	0	0	0	303	0	0	0	0	0	303
Not applicable	BK	13626	354	7542	353	4454	1606	2992	2904	2832	2817	39480

D. The standard rate, giving both employees the same pay

[VAR: PAYSAME]

RESPONSE	PUNCH	YEAR					COL. 4275					
		1972-82	1982B	1983-87	1987B	1988-91	1993	1994	1996	1998	2000	ALL
Most important	1	0	0	0	0	44	0	0	0	0	0	44
2nd most important	2	0	0	0	0	50	0	0	0	0	0	50
3rd most important	3	0	0	0	0	76	0	0	0	0	0	76
Not chosen	4	0	0	0	0	921	0	0	0	0	0	921
Don't know	8	0	0	0	0	53	0	0	0	0	0	53
No answer	9	0	0	0	0	309	0	0	0	0	0	309
Not applicable	BK	13626	354	7542	353	4454	1606	2992	2904	2832	2817	39480

E. The age of the employee

[VAR: AGEEMP]

RESPONSE	PUNCH	YEAR										COL.	4276
		1972-82	1982B	1983-87	1987B	1988-91	1993	1994	1996	1998	2000	ALL	
Most important	1	0	0	0	0	0	0	0	0	0	0	0	0
2nd most important	2	0	0	0	0	8	0	0	0	0	0	0	8
3rd most important	3	0	0	0	0	20	0	0	0	0	0	0	20
Not chosen	4	0	0	0	0	1058	0	0	0	0	0	0	1058
Don't know	8	0	0	0	0	53	0	0	0	0	0	0	53
No answer	9	0	0	0	0	314	0	0	0	0	0	0	314
Not applicable	BK	13626	354	7542	353	4454	1606	2992	2904	2832	2817	39480	

F. The sex of the employee

[VAR: SEXEMP]

RESPONSE	PUNCH	YEAR										COL.	4277
		1972-82	1982B	1983-87	1987B	1988-91	1993	1994	1996	1998	2000	ALL	
Most important	1	0	0	0	0	0	0	0	0	0	0	0	0
2nd most important	2	0	0	0	0	1	0	0	0	0	0	0	1
3rd most important	3	0	0	0	0	17	0	0	0	0	0	0	17
Not chosen	4	0	0	0	0	1067	0	0	0	0	0	0	1067
Don't know	8	0	0	0	0	53	0	0	0	0	0	0	53
No answer	9	0	0	0	0	315	0	0	0	0	0	0	315
Not applicable	BK	13626	354	7542	353	4454	1606	2992	2904	2832	2817	39480	

G. The employee's family responsibilities

[VAR: FAMRESP]

RESPONSE	PUNCH	YEAR										COL.	4278
		1972-82	1982B	1983-87	1987B	1988-91	1993	1994	1996	1998	2000	ALL	
Most important	1	0	0	0	0	5	0	0	0	0	0	0	5
2nd most important	2	0	0	0	0	19	0	0	0	0	0	0	19
3rd most important	3	0	0	0	0	42	0	0	0	0	0	0	42
Not chosen	4	0	0	0	0	1019	0	0	0	0	0	0	1019
Don't know	8	0	0	0	0	53	0	0	0	0	0	0	53
No answer	9	0	0	0	0	315	0	0	0	0	0	0	315
Not applicable	BK	13626	354	7542	353	4454	1606	2992	2904	2832	2817	39480	

H. The employee's education and formal qualifications

[VAR: EDUCEMP]

RESPONSE	PUNCH	YEAR										COL.	4279
		1972-82	1982B	1983-87	1987B	1988-91	1993	1994	1996	1998	2000	ALL	
Most important	1	0	0	0	0	82	0	0	0	0	0	0	82
2nd most important	2	0	0	0	0	164	0	0	0	0	0	0	164
3rd most important	3	0	0	0	0	218	0	0	0	0	0	0	218
Not chosen	4	0	0	0	0	626	0	0	0	0	0	0	626
Don't know	8	0	0	0	0	53	0	0	0	0	0	0	53
No answer	9	0	0	0	0	310	0	0	0	0	0	0	310
Not applicable	BK	13626	354	7542	353	4454	1606	2992	2904	2832	2817	39480	

I. Respondents who couldn't choose

[VAR: DK]

RESPONSE	PUNCH	YEAR										COL.	4280
		1972-82	1982B	1983-87	1987B	1988-91	1993	1994	1996	1998	2000	ALL	
"DK" chosen	1	0	0	0	0	53	0	0	0	0	0	0	53
Not chosen	2	0	0	0	0	1400	0	0	0	0	0	0	1400
No answer	9	0	0	0	0	0	0	0	0	0	0	0	0
Not applicable (did not do ISSP)	BK	13626	354	7542	353	4454	1606	2992	2904	2832	2817	39480	

961. How much do you agree or disagree with these two statements?

A. There will always be conflict between management and workers because they are really on opposite sides

[VAR: BOSSWRKS]

RESPONSE	PUNCH	YEAR										COL. 4281
		1972-82	1982B	1983-87	1987B	1988-91	1993	1994	1996	1998	2000	ALL
Strongly agree	1	0	0	0	0	119	0	0	0	0	0	119
Agree	2	0	0	0	0	426	0	0	0	0	0	426
Neither agree nor disagree .	3	0	0	0	0	330	0	0	0	0	0	330
Disagree	4	0	0	0	0	426	0	0	0	0	0	426
Strongly disagree	5	0	0	0	0	83	0	0	0	0	0	83
Can't choose	8	0	0	0	0	46	0	0	0	0	0	46
No answer	9	0	0	0	0	23	0	0	0	0	0	23
Not applicable (did not do ISSP)	BK	13,626	354	7,542	353	4,454	1,606	2,992	2,904	2,832	2,817	39,480

B. Workers need strong trade unions to protect their interests.

[VAR: STRNGUN]

RESPONSE	PUNCH	YEAR										COL. 4282
		1972-82	1982B	1983-87	1987B	1988-91	1993	1994	1996	1998	2000	ALL
Strongly agree	1	0	0	0	0	160	0	0	0	0	0	160
Agree	2	0	0	0	0	364	0	0	0	0	0	364
Neither agree nor disagree .	3	0	0	0	0	341	0	0	0	0	0	341
Disagree	4	0	0	0	0	342	0	0	0	0	0	342
Strongly disagree	5	0	0	0	0	164	0	0	0	0	0	164
Can't choose	8	0	0	0	0	65	0	0	0	0	0	65
No answer	9	0	0	0	0	17	0	0	0	0	0	17
Not applicable (did not do ISSP)	BK	13,626	354	7,542	353	4,454	1,606	2,992	2,904	2,832	2,817	39,480

962. On the following list there are various aspects of jobs. Please circle one number to show how important you personally consider it is in a job

A. Job security?

[VAR: SECJOB]

RESPONSE	PUNCH	YEAR										COL. 4283
		1972-82	1982B	1983-87	1987B	1988-91	1993	1994	1996	1998	2000	ALL
Very important	1	0	0	0	0	778	0	0	0	678	0	1,456
Important	2	0	0	0	0	564	0	0	0	428	0	992
Neither important nor unimportant	3	0	0	0	0	67	0	0	0	42	0	109
Not important	4	0	0	0	0	14	0	0	0	15	0	29
Not important at all	5	0	0	0	0	4	0	0	0	6	0	10
Can't choose	8	0	0	0	0	7	0	0	0	15	0	22
No answer	9	0	0	0	0	19	0	0	0	39	0	58
Not applicable (did not do ISSP)	BK	13,626	354	7,542	353	4,454	1,606	2,992	2,904	1,609	2,817	38,257

B. High income?

[VAR: HIINC]

RESPONSE	PUNCH	YEAR										COL. 4284
		1972-82	1982B	1983-87	1987B	1988-91	1993	1994	1996	1998	2000	ALL
Very important	1	0	0	0	0	347	0	0	0	271	0	618
Important	2	0	0	0	0	822	0	0	0	656	0	1,478
Neither important nor unimportant	3	0	0	0	0	193	0	0	0	181	0	374
Not important	4	0	0	0	0	38	0	0	0	52	0	90
Not important at all	5	0	0	0	0	4	0	0	0	5	0	9
Can't choose	8	0	0	0	0	12	0	0	0	17	0	29
No answer	9	0	0	0	0	37	0	0	0	41	0	78
Not applicable (did not do ISSP)	BK	13,626	354	7,542	353	4,454	1,606	2,992	2,904	1,609	2,817	38,257

C. Good opportunities for advancement?

[VAR: PROMOTN]

RESPONSE	PUNCH	YEAR										COL. 4285
		1972-82	1982B	1983-87	1987B	1988-91	1993	1994	1996	1998	2000	ALL
Very important	1	0	0	0	0	585	0	0	0	427	0	1,012
Important	2	0	0	0	0	730	0	0	0	598	0	1,328
Neither important nor unimportant	3	0	0	0	0	77	0	0	0	99	0	176
Not important	4	0	0	0	0	21	0	0	0	30	0	51
Not important at all	5	0	0	0	0	4	0	0	0	3	0	7
Can't choose	8	0	0	0	0	9	0	0	0	21	0	30
No answer	9	0	0	0	0	27	0	0	0	45	0	72
Not applicable	BK	13,626	354	7,542	353	4,454	1,606	2,992	2,904	1,609	2,817	38,257

D. A job that leaves a lot of leisure time?

[VAR: LEISURE]

RESPONSE	PUNCH	YEAR										COL. 4286
		1972-82	1982B	1983-87	1987B	1988-91	1993	1994	1996	1998	2000	ALL
Very important	1	0	0	0	0	74	0	0	0	0	0	74
Important	2	0	0	0	0	358	0	0	0	0	0	358
Neither important nor unimportant	3	0	0	0	0	542	0	0	0	0	0	542
Not important	4	0	0	0	0	349	0	0	0	0	0	349
Not important at all	5	0	0	0	0	80	0	0	0	0	0	80
Can't choose	8	0	0	0	0	20	0	0	0	0	0	20
No answer	9	0	0	0	0	30	0	0	0	0	0	30
Not applicable (did not do ISSP)	BK	13,626	354	7,542	353	4,454	1,606	2,992	2,904	2,832	2,817	39,480

E. An interesting job?

[VAR: INTJOB]

RESPONSE	PUNCH	YEAR										COL. 4287
		1972-82	1982B	1983-87	1987B	1988-91	1993	1994	1996	1998	2000	ALL
Very important	1	0	0	0	0	617	0	0	0	596	0	1,212
Important	2	0	0	0	0	711	0	0	0	515	0	1,226
Neither important nor unimportant	3	0	0	0	0	65	0	0	0	37	0	102
Not important	4	0	0	0	0	18	0	0	0	16	0	34
Not important at all	5	0	0	0	0	5	0	0	0	3	0	8
Can't choose	8	0	0	0	0	11	0	0	0	15	0	26
No answer	9	0	0	0	0	26	0	0	0	41	0	67
Not applicable (did not do ISSP)	BK	13,626	354	7,542	353	4,454	1,606	2,992	2,904	1,609	2,817	38,257

F. A job that allows someone to work independently?

[VAR: WRKINDP]

RESPONSE	PUNCH	YEAR										COL. 4288
		1972-82	1982B	1983-87	1987B	1988-91	1993	1994	1996	1998	2000	ALL
Very important	1	0	0	0	0	380	0	0	0	335	0	715
Important	2	0	0	0	0	660	0	0	0	586	0	1,246
Neither important nor unimportant	3	0	0	0	0	279	0	0	0	198	0	477
Not important	4	0	0	0	0	81	0	0	0	35	0	116
Not important at all	5	0	0	0	0	10	0	0	0	6	0	16
Can't choose	8	0	0	0	0	19	0	0	0	23	0	42
No answer	9	0	0	0	0	24	0	0	0	40	0	64
Not applicable (did not do ISSP)	BK	13,626	354	7,542	353	4,454	1,606	2,992	2,904	1,609	2,817	38,257

G. A job that allows someone to help other people?

[VAR: HLPO THS]

RESPONSE	PUNCH	YEAR										COL. 4289
		1972-82	1982B	1983-87	1987B	1988-91	1993	1994	1996	1998	2000	ALL
Very important	1	0	0	0	0	354	0	0	0	346	0	700
Important	2	0	0	0	0	716	0	0	0	594	0	1,310
Neither important nor unimportant	3	0	0	0	0	280	0	0	0	184	0	464
Not important	4	0	0	0	0	55	0	0	0	35	0	90
Not important at all	5	0	0	0	0	5	0	0	0	6	0	10
Can't choose	8	0	0	0	0	17	0	0	0	15	0	32
No answer	9	0	0	0	0	26	0	0	0	43	0	69
Not applicable (did not do ISSP)	BK	13,626	354	7,542	353	4,454	1,606	2,992	2,904	1,609	2,817	38,257

H. A job that is useful to society?

[VAR: HLPSOC]

RESPONSE	PUNCH	YEAR										COL. 4210
		1972-82	1982B	1983-87	1987B	1988-91	1993	1994	1996	1998	2000	ALL
Very important	1	0	0	0	0	406	0	0	0	362	0	768
Important	2	0	0	0	0	690	0	0	0	552	0	1,242
Neither important nor unimportant	3	0	0	0	0	248	0	0	0	207	0	455
Not important	4	0	0	0	0	59	0	0	0	34	0	93
Not important at all	5	0	0	0	0	7	0	0	0	7	0	14
Can't choose	8	0	0	0	0	17	0	0	0	20	0	37
No answer	9	0	0	0	0	26	0	0	0	41	0	67
Not applicable (did not do ISSP)	BK	13,626	354	7,542	353	4,454	1,606	2,992	2,904	1,609	2,817	38,257

I. A job with flexible working hours?

[VAR: FLEXHRS]

RESPONSE	PUNCH	YEAR										COL. 4211
		1972-82	1982B	1983-87	1987B	1988-91	1993	1994	1996	1998	2000	ALL
Very important	1	0	0	0	0	218	0	0	0	197	0	415
Important	2	0	0	0	0	570	0	0	0	441	0	1,011
Neither important nor unimportant	3	0	0	0	0	415	0	0	0	385	0	800
Not important	4	0	0	0	0	171	0	0	0	118	0	289
Not important at all	5	0	0	0	0	31	0	0	0	16	0	47
Can't choose	8	0	0	0	0	20	0	0	0	27	0	47
No answer	9	0	0	0	0	28	0	0	0	39	0	67
Not applicable (did not do ISSP)	BK	13,626	354	7,542	353	4,454	1,606	2,992	2,904	1,609	2,817	38,257

963. Suppose you were unemployed and couldn't find a job. Which of the following problems would be the worst? Please write '1' in the box beside the worst thing, write '2' in the box beside the next worst thing, and '3' beside the third worst thing. Leave the other boxes blank.

A. Lack of contact with people at work

[VAR: UNPEOPLE]

RESPONSE	PUNCH	YEAR										COL. 4212
		1972-82	1982B	1983-87	1987B	1988-91	1993	1994	1996	1998	2000	ALL
Worst	1	0	0	0	0	72	0	0	0	0	0	72
2nd Worst	2	0	0	0	0	91	0	0	0	0	0	91
3rd Worst	3	0	0	0	0	135	0	0	0	0	0	135
Not chosen	4	0	0	0	0	815	0	0	0	0	0	815
Don't know	8	0	0	0	0	56	0	0	0	0	0	56
No answer	9	0	0	0	0	284	0	0	0	0	0	284
Not applicable (did not do ISSP)	BK	13,626	354	7,542	353	4,454	1,606	2,992	2,904	2,832	2,817	39,480

B. Not enough money

[VAR: UNMONEY]

RESPONSE	PUNCH	YEAR										COL. 4213
		1972-82	1982B	1983-87	1987B	1988-91	1993	1994	1996	1998	2000	ALL
Worst	1	0	0	0	0	681	0	0	0	0	0	681
2nd Worst	2	0	0	0	0	210	0	0	0	0	0	210
3rd Worst	3	0	0	0	0	126	0	0	0	0	0	126
Not chosen	4	0	0	0	0	128	0	0	0	0	0	128
Don't know	8	0	0	0	0	56	0	0	0	0	0	56
No answer	9	0	0	0	0	252	0	0	0	0	0	252
Not applicable (did not do ISSP)	BK	13,626	354	7,542	353	4,454	1,606	2,992	2,904	2,832	2,817	39,480

C. Loss of self-confidence

[VAR: UNSLFCON]

RESPONSE	PUNCH	YEAR										COL. 4214
		1972-82	1982B	1983-87	1987B	1988-91	1993	1994	1996	1998	2000	ALL
Worst	1	0	0	0	0	246	0	0	0	0	0	246
2nd Worst	2	0	0	0	0	314	0	0	0	0	0	314
3rd Worst	3	0	0	0	0	237	0	0	0	0	0	237
Not chosen	4	0	0	0	0	319	0	0	0	0	0	319
Don't know	8	0	0	0	0	56	0	0	0	0	0	56
No answer	9	0	0	0	0	281	0	0	0	0	0	281
Not applicable (did not do ISSP)	BK	13,626	354	7,542	353	4,454	1,606	2,992	2,904	2,832	2,817	39,480

D. Loss of respect from friends and acquaintances

[VAR: UNRESPCT]

RESPONSE	PUNCH	YEAR										COL. 4215
		1972-82	1982B	1983-87	1987B	1988-91	1993	1994	1996	1998	2000	ALL
Worst	1	0	0	0	0	24	0	0	0	0	0	24
2nd Worst	2	0	0	0	0	79	0	0	0	0	0	79
3rd Worst	3	0	0	0	0	123	0	0	0	0	0	123
Not chosen	4	0	0	0	0	878	0	0	0	0	0	878
Don't know	8	0	0	0	0	56	0	0	0	0	0	56
No answer	9	0	0	0	0	293	0	0	0	0	0	293
Not applicable (did not do ISSP)	BK	13,626	354	7,542	353	4,454	1,606	2,992	2,904	2,832	2,817	39,480

E. Family tensions

[VAR: UNFAMTEN]

RESPONSE	PUNCH	YEAR										COL. 4216
		1972-82	1982B	1983-87	1987B	1988-91	1993	1994	1996	1998	2000	ALL
Worst	1	0	0	0	0	90	0	0	0	0	0	90
2nd Worst	2	0	0	0	0	311	0	0	0	0	0	311
3rd Worst	3	0	0	0	0	266	0	0	0	0	0	266
Not chosen	4	0	0	0	0	454	0	0	0	0	0	454
Don't know	8	0	0	0	0	56	0	0	0	0	0	56
No answer	9	0	0	0	0	276	0	0	0	0	0	276
Not applicable (did not do ISSP)	BK	13,626	354	7,542	353	4,454	1,606	2,992	2,904	2,832	2,817	39,480

F. Loss of job experience

[VAR: UNJOBEXP]

RESPONSE	PUNCH	YEAR										COL. 4297
		1972-82	1982B	1983-87	1987B	1988-91	1993	1994	1996	1998	2000	ALL
Worst	1	0	0	0	0	24	0	0	0	0	0	24
2nd Worst	2	0	0	0	0	93	0	0	0	0	0	93
3rd Worst	3	0	0	0	0	124	0	0	0	0	0	124
Not chosen	4	0	0	0	0	864	0	0	0	0	0	864
Don't know	8	0	0	0	0	56	0	0	0	0	0	56
No answer	9	0	0	0	0	292	0	0	0	0	0	292
Not applicable (did not do ISSP)	BK	13,626	354	7,542	353	4,454	1,606	2,992	2,904	2,832	2,817	39,480

G. Not knowing how to fill one's time

[VAR: UNBORED]

RESPONSE	PUNCH	YEAR										COL. 4298
		1972-82	1982B	1983-87	1987B	1988-91	1993	1994	1996	1998	2000	ALL
Worst	1	0	0	0	0	20	0	0	0	0	0	20
2nd Worst	2	0	0	0	0	49	0	0	0	0	0	49
3rd Worst	3	0	0	0	0	112	0	0	0	0	0	112
Not chosen	4	0	0	0	0	930	0	0	0	0	0	930
Don't know	8	0	0	0	0	56	0	0	0	0	0	56
No answer	9	0	0	0	0	286	0	0	0	0	0	286
Not applicable (did not do ISSP)	BK	13,626	354	7,542	353	4,454	1,606	2,992	2,904	2,832	2,817	39,480

H. Respondent can't choose

[VAR: UNDK]

RESPONSE	PUNCH	YEAR										COL. 4299
		1972-82	1982B	1983-87	1987B	1988-91	1993	1994	1996	1998	2000	ALL
"DK" chosen	1	0	0	0	0	56	0	0	0	0	0	56
Not chosen	2	0	0	0	0	1,198	0	0	0	0	0	1,198
No answer	9	0	0	0	0	199	0	0	0	0	0	199
Not applicable (did not do ISSP)	BK	13,626	354	7,542	353	4,454	1,606	2,992	2,904	2,832	2,817	39,480

964. Suppose you were working and could choose between different kinds of jobs. Which of the following would you personally choose? I would advise...

PLEASE CIRCLE ONE CODE FOR EACH.

A. Being an employee [or] being self-employed?

[VAR: EMPSELF]

RESPONSE	PUNCH	YEAR										COL. 4300
		1972-82	1982B	1983-87	1987B	1988-91	1993	1994	1996	1998	2000	ALL
Employee	1	0	0	0	0	475	0	0	0	313	0	788
Self-Employ	2	0	0	0	0	808	0	0	0	758	0	1,566
Can't choose	8	0	0	0	0	133	0	0	0	128	0	261
No answer	9	0	0	0	0	37	0	0	0	24	0	61
Not applicable (did not do ISSP)	BK	13,626	354	7,542	353	4,454	1,606	2,992	2,904	1,609	2,817	38,257

B. Working in a small firm [or] working in a large firm

[VAR: SMALLBIG]

RESPONSE	PUNCH	YEAR										COL. 4301
		1972-82	1982B	1983-87	1987B	1988-91	1993	1994	1996	1998	2000	ALL
Small firm	1	0	0	0	0	745	0	0	0	727	0	1,472
Big firm	2	0	0	0	0	474	0	0	0	308	0	782
Can't choose	8	0	0	0	0	194	0	0	0	159	0	353
No answer	9	0	0	0	0	40	0	0	0	29	0	69
Not applicable (did not do ISSP)	BK	13,626	354	7,542	353	4,454	1,606	2,992	2,904	1,609	2,817	38,257

C. Working in a manufacturing industry [or] in an office, sales, or service

[VAR: INDUSOTH]

RESPONSE	PUNCH	YEAR										COL. 4302
		1972-82	1982B	1983-87	1987B	1988-91	1993	1994	1996	1998	2000	ALL
Manufacturing	1	0	0	0	0	341	0	0	0	0	0	341
Office, sales, service	2	0	0	0	0	848	0	0	0	0	0	848
Can't choose	8	0	0	0	0	223	0	0	0	0	0	223
No answer	9	0	0	0	0	41	0	0	0	0	0	41
Not applicable (did not do ISSP)	BK	13,626	354	7,542	353	4,454	1,606	2,992	2,904	2,832	2,817	39,480

D. Working in a private business [or] working for the government or civil service

[VAR: PRIVGOVT]

RESPONSE	PUNCH	YEAR										COL. 4303
		1972-82	1982B	1983-87	1987B	1988-91	1993	1994	1996	1998	2000	ALL
Private firm	1	0	0	0	0	821	0	0	0	801	0	1,622
Government	2	0	0	0	0	394	0	0	0	231	0	625
Can't choose	8	0	0	0	0	201	0	0	0	161	0	362
No answer	9	0	0	0	0	37	0	0	0	30	0	67
Not applicable (did not do ISSP)	BK	13,626	354	7,542	353	4,454	1,606	2,992	2,904	1,609	2,817	38,257

965. Do you usually work 10 hours or more per week for pay in your main job?

[VAR: WORKWEEK]

RESPONSE	PUNCH	YEAR										COL. 4304
		1972-82	1982B	1983-87	1987B	1988-91	1993	1994	1996	1998	2000	ALL
Yes . (SKIP TO Q.968)	1	0	0	0	0	898	0	0	0	0	0	898
No . . (SKIP TO Q.966)	2	0	0	0	0	160	0	0	0	0	0	160
Not working	3	0	0	0	0	395	0	0	0	0	0	395
Not applicable (did not do ISSP)	BK	13,626	354	7,542	353	4,454	1,606	2,992	2,904	2,832	2,817	39,480

ASKED OF THOSE WHO WORK LESS THAN 10 HRS. PER WEEK

966. Would you like to have a paid job now?

PLEASE CIRCLE ONE CODE

[VAR: WANTJOB]

RESPONSE	PUNCH	YEAR										COL. 4305
		1972-82	1982B	1983-87	1987B	1988-91	1993	1994	1996	1998	2000	ALL
Yes, I would like a full-time job now (30 hours or more per week)	1	0	0	0	0	68	0	0	0	0	0	68
Yes, I would like a part-time job now (10-29 hours per week)	2	0	0	0	0	65	0	0	0	0	0	65
Yes, I would like a job with less than 10 hours now . . .	3	0	0	0	0	42	0	0	0	0	0	42
No, I would not like a job now	4	0	0	0	0	345	0	0	0	0	0	345
No answer	9	0	0	0	0	109	0	0	0	0	0	109
Not applicable (Punch 1 in Col. 4304 or did not do ISSP) .	BK	13,626	354	7,542	353	5,278	1,606	2,992	2,904	2,832	2,817	40,304

ASKED OF THOSE WHO EITHER WORK LESS THAN 10 HOURS A WEEK OR DO NOT CURRENTLY HAVE A JOB, BUT WOULD LIKE TO HAVE ONE

967. If you were looking actively, how easy or difficult do you think it would be for you to find an acceptable job?

[VAR: FINDJOB]

RESPONSE	PUNCH	YEAR										COL. 4306
		1972-82	1982B	1983-87	1987B	1988-91	1993	1994	1996	1998	2000	ALL
Very easy	1	0	0	0	0	13	0	0	0	234	0	247
Fairly easy	2	0	0	0	0	44	0	0	0	365	0	409
Neither easy nor difficult	3	0	0	0	0	22	0	0	0	164	0	186
Fairly difficult	4	0	0	0	0	45	0	0	0	236	0	281
Very difficult	5	0	0	0	0	41	0	0	0	148	0	189
Can't choose	8	0	0	0	0	10	0	0	0	44	0	54
No answer	9	0	0	0	0	109	0	0	0	32	0	141
Not applicable (BK or 4 in Col. 4304 or did not do ISSP)	BK	13,626	354	7,542	353	5,623	1,606	2,992	2,904	1,609	2,817	39,426

REMARKS: In 1998 this was asked of all people in the work orientation module, regardless of labor force status or desire to be employed.

Qs. 968-985 WERE ASKED ONLY OF PEOPLE WORKING 10 OR MORE HOURS A WEEK FOR PAY

968. Which of the following statements best describes your feelings about the job?

PLEASE CIRCLE ONE CODE

[VAR: IWRKHARD]

RESPONSE	PUNCH	YEAR										COL. 4307
		1972-82	1982B	1983-87	1987B	1988-91	1993	1994	1996	1998	2000	ALL
I work only as hard as I have to	1	0	0	0	0	65	0	0	0	67	0	132
I work hard, but not so as to interfere with the rest of my life	2	0	0	0	0	265	0	0	0	306	0	571
I make a point of doing the best work I can, even if it sometimes does interfere with the rest of my life	3	0	0	0	0	522	0	0	0	451	0	973
Can't choose	8	0	0	0	0	11	0	0	0	13	0	24
No answer	9	0	0	0	0	35	0	0	0	28	0	63
Not applicable (Not punch 1 in Col. 4304 or did not do ISSP)	BK	13,626	354	7,542	353	5,009	1,606	2,992	2,904	1,967	2,817	39,170

969. Think of the number of hours you work and the money you earn in your main job, including regular overtime.

If you had only one of these three choices, which of the following would you prefer?

PLEASE CIRCLE ONE

[VAR: HRSMONEY]

RESPONSE	PUNCH	YEAR									COL. 4308	
		1972-82	1982B	1983-87	1987B	1988-91	1993	1994	1996	1998	2000	ALL
Work longer hours and earn more money	1	0	0	0	0	261	0	0	0	247	0	508
Work the same number of hours and earn the same money . .	2	0	0	0	0	494	0	0	0	437	0	931
Work fewer hours and earn less money	3	0	0	0	0	44	0	0	0	77	0	121
Can't choose	8	0	0	0	0	72	0	0	0	71	0	143
No answer	9	0	0	0	0	27	0	0	0	33	0	60
Not applicable (Not punch 1 in Col. 4304 or did not do ISSP)	BK	13,626	354	7,542	353	5,009	1,606	2,992	2,904	1,967	2,817	39,170

970. Think of two people doing the same kind of work in your place. What do you personally think is important in deciding how much to pay them?

Looking at the things below, please write '1' in the box next to the thing that you think is most important at your place of work. Then write '2' next to the thing that you think is next most important, and '3' next to the thing that you think is third most important. Leave the other boxes blank.

At my work, deciding on two people doing the same kind of work, how important is...

A. how long the employee has been with the firm

[VAR: RYRSFIRM]

RESPONSE	PUNCH	YEAR										COL. 4309
		1972-82	1982B	1983-87	1987B	1988-91	1993	1994	1996	1998	2000	ALL
Most important	1	0	0	0	0	74	0	0	0	0	0	74
2nd most important	2	0	0	0	0	132	0	0	0	0	0	132
3rd most important	3	0	0	0	0	226	0	0	0	0	0	226
Not chosen	4	0	0	0	0	263	0	0	0	0	0	263
Don't know	8	0	0	0	0	25	0	0	0	0	0	25
No answer	9	0	0	0	0	178	0	0	0	0	0	178
Not applicable (Not punch 1 in Col. 4304 or did not do ISSP)	BK	13,626	354	7,542	353	5,009	1,606	2,992	2,904	2,832	2,817	40,035

B. how well the employee does the job

[VAR: RDOWELL]

RESPONSE	PUNCH	YEAR										COL. 4310
		1972-82	1982B	1983-87	1987B	1988-91	1993	1994	1996	1998	2000	ALL
Most important	1	0	0	0	0	488	0	0	0	0	0	488
2nd most important	2	0	0	0	0	129	0	0	0	0	0	129
3rd most important	3	0	0	0	0	54	0	0	0	0	0	54
Not chosen	4	0	0	0	0	37	0	0	0	0	0	37
Don't know	8	0	0	0	0	25	0	0	0	0	0	25
No answer	9	0	0	0	0	165	0	0	0	0	0	165
Not applicable (Not punch 1 in Col. 4304 or did not do ISSP)	BK	13,626	354	7,542	353	5,009	1,606	2,992	2,904	2,832	2,817	40,035

C. the standard rate for the job

[VAR: RPAYSAME]

RESPONSE	PUNCH	YEAR										COL. 4311
		1972-82	1982B	1983-87	1987B	1988-91	1993	1994	1996	1998	2000	ALL
Most important	1	0	0	0	0	34	0	0	0	0	0	34
2nd most important	2	0	0	0	0	44	0	0	0	0	0	44
3rd most important	3	0	0	0	0	60	0	0	0	0	0	60
Not chosen	4	0	0	0	0	560	0	0	0	0	0	560
Don't know	8	0	0	0	0	25	0	0	0	0	0	25
No answer	9	0	0	0	0	175	0	0	0	0	0	175
Not applicable (Not punch 1 in Col. 4304 or did not do ISSP)	BK	13,626	354	7,542	353	5,009	1,606	2,992	2,904	2,832	2,817	40,035

D. the experience of the employer doing the work

[VAR: REXPERNC]

RESPONSE	PUNCH	YEAR										COL. 4312
		1972-82	1982B	1983-87	1987B	1988-91	1993	1994	1996	1998	2000	ALL
Most important	1	0	0	0	0	62	0	0	0	0	0	62
2nd most important	2	0	0	0	0	323	0	0	0	0	0	323
3rd most important	3	0	0	0	0	164	0	0	0	0	0	164
Not chosen	4	0	0	0	0	150	0	0	0	0	0	150
Don't know	8	0	0	0	0	25	0	0	0	0	0	25
No answer	9	0	0	0	0	174	0	0	0	0	0	174
Not applicable (Not punch 1 in Col. 4304 or did not do ISSP)	BK	13,626	354	7,542	353	5,009	1,606	2,992	2,904	2,832	2,817	40,035

E. the age of the employee

[VAR: RAGEEMP]

RESPONSE	PUNCH	YEAR										COL. 4313
		1972-82	1982B	1983-87	1987B	1988-91	1993	1994	1996	1998	2000	ALL
Most important	1	0	0	0	0	1	0	0	0	0	0	1
2nd most important	2	0	0	0	0	3	0	0	0	0	0	3
3rd most important	3	0	0	0	0	11	0	0	0	0	0	11
Not chosen	4	0	0	0	0	679	0	0	0	0	0	679
Don't know	8	0	0	0	0	25	0	0	0	0	0	25
No answer	9	0	0	0	0	179	0	0	0	0	0	179
Not applicable (Not punch 1 in Col. 4304 or did not do ISSP)	BK	13,626	354	7,542	353	5,009	1,606	2,992	2,904	2,832	2,817	40,035

F. the employee's family responsibilities

[VAR: RFAMRESP]

RESPONSE	PUNCH	YEAR										COL. 4314
		1972-82	1982B	1983-87	1987B	1988-91	1993	1994	1996	1998	2000	ALL
Most important	1	0	0	0	0	4	0	0	0	0	0	4
2nd most important	2	0	0	0	0	6	0	0	0	0	0	6
3rd most important	3	0	0	0	0	35	0	0	0	0	0	35
Not chosen	4	0	0	0	0	649	0	0	0	0	0	649
Don't know	8	0	0	0	0	25	0	0	0	0	0	25
No answer	9	0	0	0	0	179	0	0	0	0	0	179
Not applicable (Not punch 1 in Col. 4304 or did not do ISSP)	BK	13,626	354	7,542	353	5,009	1,606	2,992	2,904	2,832	2,817	40,035

G. the employee's education and formal qualifications

[VAR: REDUCEMP]

RESPONSE	PUNCH	YEAR										COL. 4315
		1972-82	1982B	1983-87	1987B	1988-91	1993	1994	1996	1998	2000	ALL
Most important	1	0	0	0	0	51	0	0	0	0	0	51
2nd most important	2	0	0	0	0	82	0	0	0	0	0	82
3rd most important	3	0	0	0	0	151	0	0	0	0	0	151
Not chosen	4	0	0	0	0	417	0	0	0	0	0	417
Don't know	8	0	0	0	0	25	0	0	0	0	0	25
No answer	9	0	0	0	0	172	0	0	0	0	0	172
Not applicable (Not punch 1 in Col. 4304 or did not do ISSP)	BK	13,626	354	7,542	353	5,009	1,606	2,992	2,904	2,832	2,817	40,035

H. Respondent can't choose

[VAR: RD K]

RESPONSE	PUNCH	YEAR										COL. 4316
		1972-82	1982B	1983-87	1987B	1988-91	1993	1994	1996	1998	2000	ALL
"DK" chosen	1	0	0	0	0	25	0	0	0	0	0	25
Not chosen	2	0	0	0	0	740	0	0	0	0	0	740
No answer	9	0	0	0	0	133	0	0	0	0	0	133
Not applicable (Not punch 1 in Col. 4304 or did not do ISSP)	BK	13,626	354	7,542	353	5,009	1,606	2,992	2,904	2,832	2,817	40,035

971. For each statement about your main job below, please circle one code to show how much you agree or disagree that it applies to your job.

A. My job is secure

[VAR: R SECJOB]

RESPONSE	PUNCH	YEAR										COL. 4317
		1972-82	1982B	1983-87	1987B	1988-91	1993	1994	1996	1998	2000	ALL
Strongly agree	1	0	0	0	0	248	0	0	0	197	0	445
Agree	2	0	0	0	0	409	0	0	0	377	0	786
Neither agree nor disagree .	3	0	0	0	0	116	0	0	0	127	0	243
Disagree	4	0	0	0	0	74	0	0	0	96	0	170
Strongly Disagree	5	0	0	0	0	21	0	0	0	24	0	45
Can't choose	8	0	0	0	0	6	0	0	0	7	0	13
No answer	9	0	0	0	0	24	0	0	0	37	0	61
Not applicable (Not punch 1 in Col. 4304 or did not do ISSP)	BK	13,626	354	7,542	353	5,009	1,606	2,992	2,904	1,967	2,817	39,170

B. My income is high

[VAR: RHIINC]

RESPONSE	PUNCH	YEAR										COL. 4318
		1972-82	1982B	1983-87	1987B	1988-91	1993	1994	1996	1998	2000	ALL
Strongly agree	1	0	0	0	0	38	0	0	0	40	0	78
Agree	2	0	0	0	0	190	0	0	0	162	0	352
Neither agree nor disagree .	3	0	0	0	0	266	0	0	0	248	0	514
Disagree	4	0	0	0	0	297	0	0	0	298	0	595
Strongly Disagree	5	0	0	0	0	73	0	0	0	76	0	149
Can't choose	8	0	0	0	0	7	0	0	0	4	0	11
No answer	9	0	0	0	0	27	0	0	0	37	0	64
Not applicable (Not punch 1 in Col. 4304 or did not do ISSP)	BK	13,626	354	7,542	353	5,009	1,606	2,992	2,904	1,967	2,817	39,170

C. My opportunities for advancement are high

[VAR: RPRMOTN]

RESPONSE	PUNCH	YEAR										COL. 4319
		1972-82	1982B	1983-87	1987B	1988-91	1993	1994	1996	1998	2000	ALL
Strongly agree	1	0	0	0	0	78	0	0	0	54	0	132
Agree	2	0	0	0	0	234	0	0	0	201	0	435
Neither agree nor disagree .	3	0	0	0	0	238	0	0	0	259	0	497
Disagree	4	0	0	0	0	240	0	0	0	242	0	482
Strongly Disagree	5	0	0	0	0	75	0	0	0	64	0	139
Can't choose	8	0	0	0	0	8	0	0	0	9	0	17
No answer	9	0	0	0	0	25	0	0	0	36	0	61
Not applicable (Not punch 1 in Col. 4304 or did not do ISSP)	BK	13,626	354	7,542	353	5,009	1,606	2,992	2,904	1,967	2,817	39,170

D. My job leaves a lot of leisure time

[VAR: RLEISURE]

RESPONSE	PUNCH	YEAR										COL. 4320
		1972-82	1982B	1983-87	1987B	1988-91	1993	1994	1996	1998	2000	ALL
Strongly agree	1	0	0	0	0	32	0	0	0	0	0	32
Agree	2	0	0	0	0	206	0	0	0	0	0	206
Neither agree nor disagree .	3	0	0	0	0	251	0	0	0	0	0	251
Disagree	4	0	0	0	0	298	0	0	0	0	0	298
Strongly Disagree	5	0	0	0	0	79	0	0	0	0	0	79
Can't choose	8	0	0	0	0	7	0	0	0	0	0	7
No answer	9	0	0	0	0	25	0	0	0	0	0	25
Not applicable (Not punch 1 in Col. 4304 or did not do ISSP)	BK	13,626	354	7,542	353	5,009	1,606	2,992	2,904	2,832	2,817	40,035

E. My job is interesting

[VAR: RINTJOB]

RESPONSE	PUNCH	YEAR									COL. 4321	
		1972-82	1982B	1983-87	1987B	1988-91	1993	1994	1996	1998	2000	ALL
Strongly agree	1	0	0	0	0	224	0	0	0	188	0	412
Agree	2	0	0	0	0	442	0	0	0	423	0	865
Neither agree nor disagree .	3	0	0	0	0	112	0	0	0	128	0	240
Disagree	4	0	0	0	0	69	0	0	0	60	0	129
Strongly disagree	5	0	0	0	0	24	0	0	0	27	0	51
Can't choose	8	0	0	0	0	2	0	0	0	3	0	5
No answer	9	0	0	0	0	25	0	0	0	36	0	61
Not applicable (Not punch 1 in Col. 4304 or did not do ISSP)	BK	13,626	354	7,542	353	5,009	1,606	2,992	2,904	1,967	2,817	39,170

F. I can work independently

[VAR: RWRKINDP]

RESPONSE	PUNCH	YEAR									COL. 4322	
		1972-82	1982B	1983-87	1987B	1988-91	1993	1994	1996	1998	2000	ALL
Strongly agree	1	0	0	0	0	242	0	0	0	236	0	478
Agree	2	0	0	0	0	430	0	0	0	431	0	861
Neither agree nor disagree .	3	0	0	0	0	97	0	0	0	83	0	180
Disagree	4	0	0	0	0	78	0	0	0	60	0	138
Strongly disagree	5	0	0	0	0	19	0	0	0	16	0	35
Can't choose	8	0	0	0	0	5	0	0	0	4	0	9
No answer	9	0	0	0	0	27	0	0	0	35	0	62
Not applicable (Not punch 1 in Col. 4304 or did not do ISSP)	BK	13,626	354	7,542	353	5,009	1,606	2,992	2,904	1,967	2,817	39,170

G. In my job I can help other people

[VAR: RHLPO THS]

RESPONSE	PUNCH	YEAR									COL. 4323	
		1972-82	1982B	1983-87	1987B	1988-91	1993	1994	1996	1998	2000	ALL
Strongly agree	1	0	0	0	0	235	0	0	0	254	0	489
Agree	2	0	0	0	0	429	0	0	0	410	0	839
Neither agree nor disagree .	3	0	0	0	0	137	0	0	0	103	0	240
Disagree	4	0	0	0	0	56	0	0	0	49	0	105
Strongly disagree	5	0	0	0	0	14	0	0	0	11	0	25
Can't choose	8	0	0	0	0	4	0	0	0	6	0	10
No answer	9	0	0	0	0	23	0	0	0	32	0	55
Not applicable (Not punch 1 in Col. 4304 or did not do ISSP)	BK	13,626	354	7,542	353	5,009	1,606	2,992	2,904	1,967	2,817	39,170

H. My job is useful to society

[VAR: RHLPSOC]

RESPONSE	PUNCH	YEAR									COL. 4324	
		1972-82	1982B	1983-87	1987B	1988-91	1993	1994	1996	1998	2000	ALL
Strongly agree	1	0	0	0	0	219	0	0	0	232	0	451
Agree	2	0	0	0	0	371	0	0	0	348	0	719
Neither agree nor disagree .	3	0	0	0	0	207	0	0	0	164	0	371
Disagree	4	0	0	0	0	56	0	0	0	62	0	118
Strongly disagree	5	0	0	0	0	9	0	0	0	14	0	23
Can't choose	8	0	0	0	0	11	0	0	0	10	0	21
No answer	9	0	0	0	0	25	0	0	0	35	0	60
Not applicable (Not punch 1 in Col. 4304 or did not do ISSP)	BK	13,626	354	7,542	353	5,009	1,606	2,992	2,904	1,967	2,817	39,170

I. My job has flexible working hours

[VAR: RFLEXHRS]

RESPONSE	PUNCH	YEAR									COL. 4325	
		1972-82	1982B	1983-87	1987B	1988-91	1993	1994	1996	1998	2000	ALL
Strongly agree	1	0	0	0	0	123	0	0	0	0	0	123
Agree	2	0	0	0	0	288	0	0	0	0	0	288
Neither agree nor disagree .	3	0	0	0	0	170	0	0	0	0	0	170
Disagree	4	0	0	0	0	217	0	0	0	0	0	217
Strongly disagree	5	0	0	0	0	70	0	0	0	0	0	70
Can't choose	8	0	0	0	0	5	0	0	0	0	0	5
No answer	9	0	0	0	0	25	0	0	0	0	0	25
Not applicable (Not punch 1 in Col. 4304 or did not do ISSP)	BK	13,626	354	7,542	353	5,009	1,606	2,992	2,904	2,832	2,817	40,035

972. Now some more questions about your working conditions.

Please circle one code for each item below to show how often it applies to your work. How often...

A. do you come home from work exhausted?

[VAR: XHAUSTN]

RESPONSE	PUNCH	YEAR									COL. 4326	
		1972-82	1982B	1983-87	1987B	1988-91	1993	1994	1996	1998	2000	ALL
Always	1	0	0	0	0	55	0	0	0	68	0	123
Often	2	0	0	0	0	259	0	0	0	274	0	533
Sometimes	3	0	0	0	0	441	0	0	0	398	0	839
Hardly ever	4	0	0	0	0	96	0	0	0	71	0	167
Never	5	0	0	0	0	20	0	0	0	17	0	37
Can't choose	8	0	0	0	0	3	0	0	0	3	0	6
No answer	9	0	0	0	0	24	0	0	0	34	0	58
Not applicable (Not punch 1 in Col. 4304 or did not do ISSP)	BK	13,626	354	7,542	353	5,009	1,606	2,992	2,904	1,967	2,817	39,170

B. do you have to do hard physical work?

[VAR: PHYSWRK]

RESPONSE	PUNCH	YEAR								COL. 4327		
		1972-82	1982B	1983-87	1987B	1988-91	1993	1994	1996	1998	2000	ALL
Always	1	0	0	0	0	60	0	0	0	73	0	133
Often	2	0	0	0	0	127	0	0	0	106	0	233
Sometimes	3	0	0	0	0	231	0	0	0	205	0	436
Hardly ever	4	0	0	0	0	254	0	0	0	203	0	457
Never	5	0	0	0	0	199	0	0	0	240	0	439
Can't choose	8	0	0	0	0	3	0	0	0	2	0	5
No answer	9	0	0	0	0	24	0	0	0	36	0	60
Not applicable (Not punch 1 in Col. 4304 or did not do ISSP)	BK	13,626	354	7,542	353	5,009	1,606	2,992	2,904	1,967	2,817	39,170

C. do you find your work stressful?

[VAR: STRESS]

RESPONSE	PUNCH	YEAR								COL. 4328		
		1972-82	1982B	1983-87	1987B	1988-91	1993	1994	1996	1998	2000	ALL
Always	1	0	0	0	0	82	0	0	0	89	0	171
Often	2	0	0	0	0	261	0	0	0	229	0	490
Sometimes	3	0	0	0	0	382	0	0	0	378	0	760
Hardly ever	4	0	0	0	0	109	0	0	0	91	0	200
Never	5	0	0	0	0	37	0	0	0	42	0	79
Can't choose	8	0	0	0	0	3	0	0	0	1	0	4
No answer	9	0	0	0	0	24	0	0	0	35	0	59
Not applicable (Not punch 1 in Col. 4304 or did not do ISSP)	BK	13,626	354	7,542	353	5,009	1,606	2,992	2,904	1,967	2,817	39,170

D. are you bored at work?

[VAR: BOREDOM]

RESPONSE	PUNCH	YEAR								COL. 4329		
		1972-82	1982B	1983-87	1987B	1988-91	1993	1994	1996	1998	2000	ALL
Always	1	0	0	0	0	12	0	0	0	0	0	12
Often	2	0	0	0	0	57	0	0	0	0	0	57
Sometimes	3	0	0	0	0	294	0	0	0	0	0	294
Hardly ever	4	0	0	0	0	283	0	0	0	0	0	283
Never	5	0	0	0	0	224	0	0	0	0	0	224
Can't choose	8	0	0	0	0	2	0	0	0	0	0	2
No answer	9	0	0	0	0	26	0	0	0	0	0	26
Not applicable (Not punch 1 in Col. 4304 or did not do ISSP)	BK	13,626	354	7,542	353	5,009	1,606	2,992	2,904	2,832	2,817	40,035

E. do you work in dangerous conditions?

[VAR: DANGER]

RESPONSE	PUNCH	YEAR										COL. 4330
		1972-82	1982B	1983-87	1987B	1988-91	1993	1994	1996	1998	2000	ALL
Always	1	0	0	0	0	36	0	0	0	51	0	87
Often	2	0	0	0	0	71	0	0	0	55	0	126
Sometimes	3	0	0	0	0	176	0	0	0	143	0	319
Hardly ever	4	0	0	0	0	192	0	0	0	226	0	418
Never	5	0	0	0	0	396	0	0	0	350	0	746
Can't choose	8	0	0	0	0	3	0	0	0	3	0	6
No answer	9	0	0	0	0	24	0	0	0	37	0	61
Not applicable (Not punch 1 in Col. 4304 or did not do ISSP)	BK	13,626	354	7,542	353	5,009	1,606	2,992	2,904	1,967	2,817	39,170

F. do you work in unhealthy conditions?

[VAR: UNHLTHY]

RESPONSE	PUNCH	YEAR										COL. 4331
		1972-82	1982B	1983-87	1987B	1988-91	1993	1994	1996	1998	2000	ALL
Always	1	0	0	0	0	21	0	0	0	0	0	21
Often	2	0	0	0	0	43	0	0	0	0	0	43
Sometimes	3	0	0	0	0	156	0	0	0	0	0	156
Hardly ever	4	0	0	0	0	218	0	0	0	0	0	218
Never	5	0	0	0	0	429	0	0	0	0	0	429
Can't choose	8	0	0	0	0	6	0	0	0	0	0	6
No answer	9	0	0	0	0	25	0	0	0	0	0	25
Not applicable (Not punch 1 in Col. 4304 or did not do ISSP)	BK	13,626	354	7,542	353	5,009	1,606	2,992	2,904	2,832	2,817	40,035

G. do you work in physically unpleasant conditions?

[VAR: UNPLEZNT]

RESPONSE	PUNCH	YEAR										COL. 4332
		1972-82	1982B	1983-87	1987B	1988-91	1993	1994	1996	1998	2000	ALL
Always	1	0	0	0	0	14	0	0	0	0	0	14
Often	2	0	0	0	0	50	0	0	0	0	0	50
Sometimes	3	0	0	0	0	179	0	0	0	0	0	179
Hardly ever	4	0	0	0	0	220	0	0	0	0	0	220
Never	5	0	0	0	0	405	0	0	0	0	0	405
Can't choose	8	0	0	0	0	6	0	0	0	0	0	6
No answer	9	0	0	0	0	24	0	0	0	0	0	24
Not applicable (Not punch 1 in Col. 4304 or did not do ISSP)	BK	13,626	354	7,542	353	5,009	1,606	2,992	2,904	2,832	2,817	40,035

973. And which of the following statements about your work is most true?

[VAR: PLANWRK]

RESPONSE	PUNCH	YEAR										COL. 4333
		1972-82	1982B	1983-87	1987B	1988-91	1993	1994	1996	1998	2000	ALL
My job allows me to design or plan most of my daily work	1	0	0	0	0	384	0	0	0	0	0	384
My job allows me to design or plan parts of my daily work	2	0	0	0	0	312	0	0	0	0	0	312
My job does not really allow me to design or plan my daily work	3	0	0	0	0	176	0	0	0	0	0	176
No answer	9	0	0	0	0	26	0	0	0	0	0	26
Not applicable (Not punch 1 in Col. 4304 or did not do ISSP)	BK	13,626	354	7,542	353	5,009	1,606	2,992	2,904	2,832	2,817	40,035

974. If you lost your job for any reason, and were looking actively for another one, how easy or difficult do you think it would be for you to find an acceptable job?

[VAR: FINDWORK]

RESPONSE	PUNCH	YEAR										COL. 4334
		1972-82	1982B	1983-87	1987B	1988-91	1993	1994	1996	1998	2000	ALL
Very easy	1	0	0	0	0	182	0	0	0	0	0	182
Fairly easy	2	0	0	0	0	321	0	0	0	0	0	321
Neither easy nor difficult	3	0	0	0	0	138	0	0	0	0	0	138
Fairly difficult	4	0	0	0	0	133	0	0	0	0	0	133
Very difficult	5	0	0	0	0	76	0	0	0	0	0	76
Can't choose	8	0	0	0	0	24	0	0	0	0	0	24
No answer	9	0	0	0	0	24	0	0	0	0	0	24
Not applicable (Not punch 1 in Col. 4304 or did not do ISSP)	BK	13,626	354	7,542	353	5,009	1,606	2,992	2,904	2,832	2,817	40,035

975. In general how would you describe relations in your work place...

A. between management and employees?

[VAR: BOSSEMP]

RESPONSE	PUNCH	YEAR										COL. 4335
		1972-82	1982B	1983-87	1987B	1988-91	1993	1994	1996	1998	2000	ALL
Very good	1	0	0	0	0	191	0	0	0	222	0	413
Quite good	2	0	0	0	0	392	0	0	0	345	0	737
Neither good nor bad	3	0	0	0	0	210	0	0	0	178	0	388
Quite bad	4	0	0	0	0	46	0	0	0	42	0	88
Very bad	5	0	0	0	0	12	0	0	0	18	0	30
Can't choose	8	0	0	0	0	21	0	0	0	20	0	41
No answer	9	0	0	0	0	26	0	0	0	40	0	66
Not applicable (Not punch 1 in Col. 4304 or did not do ISSP)	BK	13,626	354	7,542	353	5,009	1,606	2,992	2,904	1,967	2,817	39,170

B. between co-workers/colleagues?

[VAR: COWRKERS]

RESPONSE	PUNCH	YEAR										COL. 4336
		1972-82	1982B	1983-87	1987B	1988-91	1993	1994	1996	1998	2000	ALL
Very good	1	0	0	0	0	239	0	0	0	261	0	500
Quite good	2	0	0	0	0	422	0	0	0	391	0	813
Neither good nor bad	3	0	0	0	0	159	0	0	0	123	0	282
Quite bad	4	0	0	0	0	16	0	0	0	13	0	29
Very bad	5	0	0	0	0	2	0	0	0	4	0	6
Can't choose	8	0	0	0	0	16	0	0	0	21	0	37
No answer	9	0	0	0	0	44	0	0	0	52	0	96
Not applicable (Not punch 1 in Col. 4304 or did not do ISSP)	BK	13,626	354	7,542	353	5,009	1,606	2,992	2,904	1,967	2,817	39,170

976. How satisfied are you in your job?

[VAR: JOBSAT]

RESPONSE	PUNCH	YEAR										COL. 4337
		1972-82	1982B	1983-87	1987B	1988-91	1993	1994	1996	1998	2000	ALL
Completely satisfied	1	0	0	0	0	141	0	0	0	133	0	274
Very satisfied	2	0	0	0	0	296	0	0	0	271	0	567
Fairly satisfied	3	0	0	0	0	323	0	0	0	292	0	615
Neither satisfied nor dissatisfied	4	0	0	0	0	52	0	0	0	61	0	113
Fairly dissatisfied	5	0	0	0	0	45	0	0	0	53	0	98
Very dissatisfied	6	0	0	0	0	11	0	0	0	15	0	26
Completely dissatisfied	7	0	0	0	0	5	0	0	0	9	0	14
Can't choose	8	0	0	0	0	5	0	0	0	3	0	8
No answer	9	0	0	0	0	20	0	0	0	28	0	48
Not applicable (Not punch 1 in Col. 4304 or did not do ISSP)	BK	13,626	354	7,542	353	5,009	1,606	2,992	2,904	1,967	2,817	39,170

977. In your main job, do you supervise or are you directly responsible for the work of other people?

PLEASE CHECK ONE BOX

[VAR: SUPERVIS]

RESPONSE	PUNCH	YEAR										COL. 4338
		1972-82	1982B	1983-87	1987B	1988-91	1993	1994	1996	1998	2000	ALL
Yes	1	0	0	0	0	347	0	0	0	0	0	347
No (GO TO Q. 979)	2	0	0	0	0	527	0	0	0	0	0	527
No answer	9	0	0	0	0	24	0	0	0	0	0	24
Not applicable (Not punch 1 in Col. 4304 or did not do ISSP)	BK	13,626	354	7,542	353	5,009	1,606	2,992	2,904	2,832	2,817	40,035

OF THOSE SUPERVISING:

978. How many are supervised?

[VAR: SUPNUM]

RESPONSE	PUNCH	YEAR										COL. 4339-4340
		1972-82	1982B	1983-87	1987B	1988-91	1993	1994	1996	1998	2000	ALL
1-3	1-3	0	0	0	0	131	0	0	0	0	0	131
4-6	4-6	0	0	0	0	55	0	0	0	0	0	55
7-9	7-9	0	0	0	0	25	0	0	0	0	0	25
10-12	10-12	0	0	0	0	35	0	0	0	0	0	35
13-15	13-15	0	0	0	0	15	0	0	0	0	0	15
16-20	16-20	0	0	0	0	19	0	0	0	0	0	19
21-25	21-25	0	0	0	0	15	0	0	0	0	0	15
26-49	26-49	0	0	0	0	17	0	0	0	0	0	17
50-99	50-99	0	0	0	0	11	0	0	0	0	0	11
100-400	100-400	0	0	0	0	9	0	0	0	0	0	9
No answer	999	0	0	0	0	39	0	0	0	0	0	39
Not applicable (Not punch 1 in Col. 4304, or punch 2 in Col. 4338 or did not do ISSP)												
	BK	13,626	354	7,542	353	5,536	1,606	2,992	2,904	2,832	2,817	40,610

REMARKS: This variable codes exact number of workers supervised in columns 4339-4340. The collapsed numbers above are for convenience of display only.

979. And aside from your main job, do you have any other paid jobs, like a second job or other paid work?

[VAR: MOONLITE]

RESPONSE	PUNCH	YEAR										COL. 4341
		1972-82	1982B	1983-87	1987B	1988-91	1993	1994	1996	1998	2000	ALL
Yes, I have other regular paid work	1	0	0	0	0	71	0	0	0	0	0	71
Yes, I sometimes have other paid work	2	0	0	0	0	158	0	0	0	0	0	158
No, I never have other paid work (GO TO Q. 981)	3	0	0	0	0	644	0	0	0	0	0	644
Don't know, No answer	9	0	0	0	0	25	0	0	0	0	0	25
Not applicable (Not punch 1 in Col. 4304 or did not do ISSP)												
	BK	13,626	354	7,542	353	5,009	1,606	2,992	2,904	2,832	2,817	40,035

ASKED OF THOSE WITH OTHER PAID WORK:

980. How many hours per week do you normally work in these other jobs, not including time spent on travelling to work?

[VAR: OTHHRS]

RESPONSE	PUNCH	YEAR										COL. 4342-4344
		1972-82	1982B	1983-87	1987B	1988-91	1993	1994	1996	1998	2000	ALL
1-3	1-3	0	0	0	0	38	0	0	0	0	0	38
4-6	4-6	0	0	0	0	35	0	0	0	0	0	35
7-9	7-9	0	0	0	0	15	0	0	0	0	0	15
10-13	10-13	0	0	0	0	36	0	0	0	0	0	36
14-19	14-19	0	0	0	0	25	0	0	0	0	0	25
20-30	20-30	0	0	0	0	30	0	0	0	0	0	30
31-40	31-40	0	0	0	0	14	0	0	0	0	0	14
41-50	41-50	0	0	0	0	8	0	0	0	0	0	8
51-90	51-90	0	0	0	0	9	0	0	0	0	0	9
Don't know	98	0	0	0	0	1	0	0	0	0	0	1
No answer	99	0	0	0	0	43	0	0	0	0	0	43
Not applicable (Not punch 1 in Col. 4304, or punch 3 in Col. 4341, or did not do ISSP) BK 13,626 354 7,542 353 5,653 1,606 2,992 2,904 2,832 2,817 40,679												

REMARKS: This variable codes exact number of hours worked in columns 4342-4344. The collapsed numbers above are for convenience of display only.

981. Does your company or the institution for which you work have more than one physical location (that is, other offices, branches, plants, stores, or subsidiaries)? (If you work for the government, does your agency or division have more than one physical location?)

[VAR: NUMSITES]

RESPONSE	PUNCH	YEAR										COL. 4345
		1972-82	1982B	1983-87	1987B	1988-91	1993	1994	1996	1998	2000	ALL
Yes	1	0	0	0	0	518	0	0	0	0	0	518
No (GO TO Q. 983)	2	0	0	0	0	267	0	0	0	0	0	267
No answer	9	0	0	0	0	43	0	0	0	0	0	43
Not applicable (Not punch 1 in Col. 4304, or punch 1 in Col. 4304 but self-employed, or did not do ISSP) BK 13,626 354 7,542 353 5,079 1,606 2,992 2,904 2,832 2,817 40,105												

ASKED OF THOSE WHOSE EMPLOYERS HAVE MORE THAN ONE PHYSICAL LOCATION:

982. About how many people work at the location where you work? (Count part-time as well as full-time employees in all areas, departments and buildings.)

[VAR: LOCALNUM]

RESPONSE	PUNCH	YEAR										COL. 4346
		1972-82	1982B	1983-87	1987B	1988-91	1993	1994	1996	1998	2000	ALL
1-9	1	0	0	0	0	319	0	532	539	490	490	2,370
10-49	2	0	0	0	0	370	0	460	443	473	442	2,188
50-99	3	0	0	0	0	191	0	204	236	206	216	1,053
100-499	4	0	0	0	0	261	0	378	390	365	361	1,755
500-999	5	0	0	0	0	81	0	123	123	115	119	561
1,000-1,999	6	0	0	0	0	47	0	103	73	82	95	400
More than 2,000	7	0	0	0	0	98	0	142	161	139	126	666
Don't know	8	0	0	0	0	33	0	22	30	25	24	134
No answer	9	0	0	0	0	73	0	5	8	24	18	128
Not applicable (Punches 2, BK in Col. 4345 or did not do ISSP)												
	BK	13,626	354	7,542	353	4,434	1,606	1,023	901	913	926	31,678

REMARKS: In 1991 this question was asked of all employed respondents as part of the Work Organization Module (Qs. 417-466). While a screener question was used in 1989, it was not used in 1991. Additionally in 1991, respondents were given the hand card used with Q. 466.

983. About how many people are employed in the entire business, corporation or organization for which you work? (Count part-time as well as full-time employees. (If you work for the government, how many people are employed in your whole division or agency?))

[VAR: TOTALNUM]

RESPONSE	PUNCH	YEAR										COL. 4347
		1972-82	1982B	1983-87	1987B	1988-91	1993	1994	1996	1998	2000	ALL
1-9	1	0	0	0	0	81	0	0	0	0	0	81
10-49	2	0	0	0	0	124	0	0	0	0	0	124
50-99	3	0	0	0	0	58	0	0	0	0	0	58
100-499	4	0	0	0	0	135	0	0	0	0	0	135
500-999	5	0	0	0	0	50	0	0	0	0	0	50
1,000-1,999	6	0	0	0	0	38	0	0	0	0	0	38
2,000-9,999	7	0	0	0	0	83	0	0	0	0	0	83
10,000 or more	8	0	0	0	0	103	0	0	0	0	0	103
Don't know, No answer	9	0	0	0	0	156	0	0	0	0	0	156
Not applicable (Not punch 1 in Col. 4304 or punch 1 in Col. 4304, but self-employed, or did not do ISSP)												
	BK	13,626	354	7,542	353	5,079	1,606	2,992	2,904	2,832	2,817	40,105

Q. 984-985 ARE FOR SELF-EMPLOYED WORKERS:

984. Do you employ other people for pay?

[VAR: EMPLOYER]

RESPONSE	PUNCH	YEAR										COL. 4348
		1972-82	1982B	1983-87	1987B	1988-91	1993	1994	1996	1998	2000	ALL
Yes (GO TO Q. 985)	1	0	0	0	0	50	0	0	0	0	0	50
No	2	0	0	0	0	20	0	0	0	0	0	20
Don't know, no answer	9	0	0	0	0	10	0	0	0	0	0	10
Not applicable (Punch not 1 on Col. 20)	BK	13,626	354	7,542	353	5,827	1,606	2,992	2,904	2,832	2,817	40,853

985. How many people do you employ (include part-time and full-time employees?)

[VAR: NUMEMPLY]

RESPONSE	PUNCH	YEAR										COL. 4349
		1972-82	1982B	1983-87	1987B	1988-91	1993	1994	1996	1998	2000	ALL
1-9	1	0	0	0	0	30	0	0	0	0	0	30
10-49	2	0	0	0	0	17	0	0	0	0	0	17
50-99	3	0	0	0	0	2	0	0	0	0	0	2
100-499	4	0	0	0	0	1	0	0	0	0	0	1
Don't know, No answer	9	0	0	0	0	10	0	0	0	0	0	10
Not applicable (Punch not 1 on Cols. 20 and 4348)	BK	13,626	354	7,542	353	5,847	1,606	2,992	2,904	2,832	2,817	40,873

986. In deciding on pay for two people doing **the same kind of work**, how important **should be** ...

PLEASE CIRCLE ONE NUMBER ON EACH LINE

A. How well the person does the job?

[VAR: PAYDOJOB]

RESPONSE	PUNCH	YEAR										COL. 4352
		1972-82	1982B	1983-87	1987B	1988-91	1993	1994	1996	1998	2000	ALL
Essential	1	0	0	0	0	0	0	0	0	576	0	576
Very important	2	0	0	0	0	0	0	0	0	516	0	516
Fairly important	3	0	0	0	0	0	0	0	0	74	0	74
Not very important	4	0	0	0	0	0	0	0	0	4	0	4
Not important at all	5	0	0	0	0	0	0	0	0	3	0	3
Don't know	8	0	0	0	0	0	0	0	0	12	0	12
No answer	9	0	0	0	0	0	0	0	0	38	0	38
Not applicable (Did not do ISSP)	BK	13,626	354	6,865	353	5,907	1,606	2,992	2,904	1,609	2,817	39,710

B. The person's family responsibilities?

[VAR: PAYFAM]

RESPONSE	PUNCH	YEAR										COL. 4353
		1972-82	1982B	1983-87	1987B	1988-91	1993	1994	1996	1998	2000	ALL
Essential	1	0	0	0	0	0	0	0	0	82	0	82
Very important	2	0	0	0	0	0	0	0	0	252	0	252
Fairly important	3	0	0	0	0	0	0	0	0	287	0	287
Not very important	4	0	0	0	0	0	0	0	0	324	0	324
Not important at all	5	0	0	0	0	0	0	0	0	209	0	209
Don't know	8	0	0	0	0	0	0	0	0	29	0	29
No answer	9	0	0	0	0	0	0	0	0	40	0	40
Not applicable (Did not do ISSP)	BK	13,626	354	6,865	353	5,907	1,606	2,992	2,904	1,609	2,817	39,710

C. The person's education and formal qualifications?

[VAR: PAYEDUC]

RESPONSE	PUNCH	YEAR										COL. 4354
		1972-82	1982B	1983-87	1987B	1988-91	1993	1994	1996	1998	2000	ALL
Essential	1	0	0	0	0	0	0	0	0	214	263	477
Very important	2	0	0	0	0	0	0	0	0	483	566	1,049
Fairly important	3	0	0	0	0	0	0	0	0	339	319	658
Not very important	4	0	0	0	0	0	0	0	0	99	41	140
Not important at all	5	0	0	0	0	0	0	0	0	39	10	49
Can't Choose	8	0	0	0	0	0	0	0	0	10	23	33
No answer	9	0	0	0	0	0	0	0	0	39	50	89
Not applicable (Did not do ISSP)	BK	13,626	354	6,865	353	5,907	1,606	2,992	2,904	1,609	1,545	38,438

D. How long the person has been with the firm?

[VAR: PAYTIME]

RESPONSE	PUNCH	YEAR										COL. 4355
		1972-82	1982B	1983-87	1987B	1988-91	1993	1994	1996	1998	2000	ALL
Essential	1	0	0	0	0	0	0	0	0	141	0	141
Very important	2	0	0	0	0	0	0	0	0	418	0	418
Fairly important	3	0	0	0	0	0	0	0	0	407	0	407
Not very important	4	0	0	0	0	0	0	0	0	144	0	144
Not important at all	5	0	0	0	0	0	0	0	0	50	0	50
Don't know	8	0	0	0	0	0	0	0	0	23	0	23
No answer	9	0	0	0	0	0	0	0	0	40	0	40
Not applicable (Did not do ISSP)	BK	13,626	354	6,865	353	5,907	1,606	2,992	2,904	1,609	2,817	39,710

987. New kinds of technology are being introduced more and more in the United States: computers, robots, and so on. Do you think these new technologies will over the next few year...

PLEASE CIRCLE ONE NUMBER ONLY

[VAR: TECHJOBS]

RESPONSE	PUNCH	YEAR								COL. 4356		
		1972-82	1982B	1983-87	1987B	1988-91	1993	1994	1996	1998	2000	ALL
...greatly increase the number of jobs? 1		0	0	0	0	0	0	0	0	183	0	183
...slightly increase the number of jobs? 2		0	0	0	0	0	0	0	0	238	0	238
...make no difference to the number of jobs? 3		0	0	0	0	0	0	0	0	129	0	129
...slightly reduce the number of jobs? 4		0	0	0	0	0	0	0	0	329	0	329
...greatly reduce the number of jobs? 5		0	0	0	0	0	0	0	0	232	0	232
Can't choose 8		0	0	0	0	0	0	0	0	87	0	87
No answer 9		0	0	0	0	0	0	0	0	25	0	25
Not applicable (Did not do ISSP) BK		13,626	354	6,865	353	5,907	1,606	2,992	2,904	1,609	2,817	39,710

988. Do you think that the introduction of new technologies in the United States over the next few years will make work...

PLEASE CIRCLE ONE NUMBER ONLY

[VAR: TECHWORK]

RESPONSE	PUNCH	YEAR								COL. 4357		
		1972-82	1982B	1983-87	1987B	1988-91	1993	1994	1996	1998	2000	ALL
...much more interesting? . . 1		0	0	0	0	0	0	0	0	349	0	349
...a little more interesting? 2		0	0	0	0	0	0	0	0	411	0	411
...neither more nor less interesting? 3		0	0	0	0	0	0	0	0	224	0	224
...a little less interesting? 4		0	0	0	0	0	0	0	0	87	0	87
...much less interesting? 5		0	0	0	0	0	0	0	0	45	0	45
Can't choose 8		0	0	0	0	0	0	0	0	84	0	84
No answer 9		0	0	0	0	0	0	0	0	23	0	23
Not applicable (Did not do ISSP) BK		13,626	354	6,865	353	5,907	1,606	2,992	2,904	1,609	2,817	39,710

989. Suppose you could decide on your work situation at **present**. Which of the following would you prefer?

PLEASE CIRCLE ONE NUMBER ONLY

[VAR: WANTJOB1]

RESPONSE	PUNCH	YEAR										COL. 4359
		1972-82	1982B	1983-87	1987B	1988-91	1993	1994	1996	1998	2000	ALL
A full-time job [30 hours or more per week]	1	0	0	0	0	0	0	0	0	672	0	672
A part-time job [10-29 hours per week]	2	0	0	0	0	0	0	0	0	325	0	325
A job with less than [10] hours a week	3	0	0	0	0	0	0	0	0	69	0	69
No paid job at all	4	0	0	0	0	0	0	0	0	120	0	120
Don't know	8	0	0	0	0	0	0	0	0	0	0	0
No answer	9	0	0	0	0	0	0	0	0	37	0	37
Not applicable (Did not do ISSP)	BK	13,626	354	6,865	353	5,907	1,606	2,992	2,904	1,609	2,817	39,710

990. Are you currently working for pay?

PLEASE CIRCLE ONE NUMBER ONLY

[VAR: WORKNOW]

RESPONSE	PUNCH	YEAR										COL. 4360
		1972-82	1982B	1983-87	1987B	1988-91	1993	1994	1996	1998	2000	ALL
Yes	1	0	0	0	0	0	0	0	0	851	0	851
No	2	0	0	0	0	0	0	0	0	358	0	358
Don't know	8	0	0	0	0	0	0	0	0	0	0	0
No answer	9	0	0	0	0	0	0	0	0	14	0	14
Not applicable (Did not do ISSP)	BK	13,626	354	6,865	353	5,907	1,606	2,992	2,904	1,609	2,817	39,710

991. Which of the following statements **best** describes how your working hours are decided? (By working hours we mean here the times you **start** and **finish** work, and **not** the total hours you work per week or month.)

PLEASE CIRCLE ONE NUMBER ONLY

[VAR: SETHOURS]

RESPONSE	PUNCH	YEAR										COL. 3672
		1972-82	1982B	1983-87	1987B	1988-91	1993	1994	1996	1998	2000	ALL
Starting and finishing times are decided by my employer and I cannot change them on my own	1	0	0	0	0	0	0	0	0	390	0	390
I can decide the time I start and finish work, within certain limits	2	0	0	0	0	0	0	0	0	364	0	364
I am entirely free to decide when I start and finish work	3	0	0	0	0	0	0	0	0	79	0	79
Don't know	8	0	0	0	0	0	0	0	0	0	0	0
No answer	9	0	0	0	0	0	0	0	0	32	0	32
Not applicable (Did not do ISSP)	BK	13,626	354	6,865	353	5,907	1,606	2,992	2,904	1,967	2,817	40,068

992. Which of the following statements best describes **where** you work?

PLEASE CIRCLE ONE NUMBER ONLY

[VAR: PLACEWRK]

RESPONSE	PUNCH	YEAR									COL. 4362	
		1972-82	1982B	1983-87	1987B	1988-91	1993	1994	1996	1998	2000	ALL
I usually work in one place away from home (e.g., office or factory)	1	0	0	0	0	0	0	0	0	616	0	616
I usually work at home	2	0	0	0	0	0	0	0	0	31	0	31
I usually work part of the week at home and part at one place away from home	3	0	0	0	0	0	0	0	0	38	0	38
I usually work in a variety of places	4	0	0	0	0	0	0	0	0	146	0	146
Don't know	8	0	0	0	0	0	0	0	0	0	0	0
No answer	9	0	0	0	0	0	0	0	0	34	0	34
Not applicable (Did not do ISSP)	BK	13,626	354	6,865	353	5,907	1,606	2,992	2,904	1,967	2,817	40,068

993. Which of the following describes your present job situation?

PLEASE CIRCLE ONE NUMBER ONLY

[VAR: WKTENURE]

RESPONSE	PUNCH	YEAR									COL. 4363	
		1972-82	1982B	1983-87	1987B	1988-91	1993	1994	1996	1998	2000	ALL
It is a job with no written contract	1	0	0	0	0	0	0	0	0	335	0	335
It is a fixed-term job lasting less than 12 months	2	0	0	0	0	0	0	0	0	37	0	37
It is a fixed-term job lasting one year or more	3	0	0	0	0	0	0	0	0	53	0	53
It is a job with no set time limit	4	0	0	0	0	0	0	0	0	368	0	368
Can't choose	8	0	0	0	0	0	0	0	0	43	0	43
No answer	9	0	0	0	0	0	0	0	0	29	0	29
Not applicable (Did not do ISSP)	BK	13,626	354	6,865	353	5,907	1,606	2,992	2,904	1,967	2,817	40,068

994. How much of your past work experience and/or job skills can you make use of in your present job?

PLEASE CIRCLE ONE NUMBER ONLY

[VAR: USESKILL]

RESPONSE	PUNCH	YEAR										COL. 4364
		1972-82	1982B	1983-87	1987B	1988-91	1993	1994	1996	1998	2000	ALL
Almost none	1	0	0	0	0	0	0	0	0	89	0	89
A little	2	0	0	0	0	0	0	0	0	160	0	160
A lot	3	0	0	0	0	0	0	0	0	195	0	195
Almost all	4	0	0	0	0	0	0	0	0	361	0	361
Can't choose	8	0	0	0	0	0	0	0	0	30	0	30
No answer	9	0	0	0	0	0	0	0	0	30	0	30
Not applicable (Did not do ISSP)	BK	13,626	354	6,865	353	5,907	1,606	2,992	2,904	1,967	2,817	40,068

995. Now think about the **skills that you actually use** in your job. How important would you say each of the following was in developing these skills?

PLEASE CIRCLE ONE NUMBER ON EACH LINE

A. School, college, or university

[VAR: EDCSKILL]

RESPONSE	PUNCH	YEAR										COL. 4365
		1972-82	1982B	1983-87	1987B	1988-91	1993	1994	1996	1998	2000	ALL
Very important	1	0	0	0	0	0	0	0	0	218	0	218
Important	2	0	0	0	0	0	0	0	0	271	0	271
Neither important nor unimportant	3	0	0	0	0	0	0	0	0	127	0	127
Not important	4	0	0	0	0	0	0	0	0	101	0	101
Not important at all	5	0	0	0	0	0	0	0	0	82	0	82
Can't choose	8	0	0	0	0	0	0	0	0	9	0	9
No answer	9	0	0	0	0	0	0	0	0	57	0	57
Not applicable (Did not do ISSP)	BK	13,626	354	6,865	353	5,907	1,606	2,992	2,904	1,967	2,817	40,068

996. B. Training or experience gained in my present or a previous job

[VAR: JOBSKILL]

RESPONSE	PUNCH	YEAR										COL. 4366
		1972-82	1982B	1983-87	1987B	1988-91	1993	1994	1996	1998	2000	ALL
Very important	1	0	0	0	0	0	0	0	0	408	0	408
Important	2	0	0	0	0	0	0	0	0	294	0	294
Neither important nor unimportant	3	0	0	0	0	0	0	0	0	71	0	71
Not important	4	0	0	0	0	0	0	0	0	23	0	23
Not important at all	5	0	0	0	0	0	0	0	0	26	0	26
Can't choose	8	0	0	0	0	0	0	0	0	7	0	7
No answer	9	0	0	0	0	0	0	0	0	36	0	36
Not applicable (Did not do ISSP)	BK	13,626	354	6,865	353	5,907	1,606	2,992	2,904	1,967	2,817	40,068

997. To what extent do you agree or disagree with each of the following statements?

PLEASE CIRCLE ONE NUMBER ON EACH LINE

A. I am willing to work harder than I have to in order to help the firm or organization I work for succeed.

[VAR: HELPORG1]

RESPONSE	PUNCH	YEAR										COL. 4367
		1972-82	1982B	1983-87	1987B	1988-91	1993	1994	1996	1998	2000	ALL
Strongly agree	1	0	0	0	0	0	0	0	0	190	0	190
Agree	2	0	0	0	0	0	0	0	0	434	0	434
Neither agree nor disagree .	3	0	0	0	0	0	0	0	0	141	0	141
Disagree	4	0	0	0	0	0	0	0	0	43	0	43
Strongly disagree	5	0	0	0	0	0	0	0	0	4	0	4
Can't choose	8	0	0	0	0	0	0	0	0	9	0	9
No answer	9	0	0	0	0	0	0	0	0	44	0	44
Not applicable (Did not do ISSP)	BK	13,626	354	6,865	353	5,907	1,606	2,992	2,904	1,967	2,817	40,068

B. I am proud to be working for my firm or organization.

[VAR: PRIDEORG]

RESPONSE	PUNCH	YEAR										COL. 4368
		1972-82	1982B	1983-87	1987B	1988-91	1993	1994	1996	1998	2000	ALL
Strongly agree	1	0	0	0	0	0	0	0	0	192	0	192
Agree	2	0	0	0	0	0	0	0	0	417	0	417
Neither agree nor disagree .	3	0	0	0	0	0	0	0	0	165	0	165
Disagree	4	0	0	0	0	0	0	0	0	32	0	32
Strongly disagree	5	0	0	0	0	0	0	0	0	5	0	5
Can't choose	8	0	0	0	0	0	0	0	0	9	0	9
No answer	9	0	0	0	0	0	0	0	0	45	0	45
Not applicable (Did not do ISSP)	BK	13,626	354	6,865	353	5,907	1,606	2,992	2,904	1,967	2,817	40,068

C. Given the chance, I would change my present type of work for something different.

[VAR: CHNGWORK]

RESPONSE	PUNCH	YEAR										COL. 4369
		1972-82	1982B	1983-87	1987B	1988-91	1993	1994	1996	1998	2000	ALL
Strongly agree	1	0	0	0	0	0	0	0	0	111	0	111
Agree	2	0	0	0	0	0	0	0	0	210	0	210
Neither agree nor disagree .	3	0	0	0	0	0	0	0	0	188	0	188
Disagree	4	0	0	0	0	0	0	0	0	214	0	214
Strongly disagree	5	0	0	0	0	0	0	0	0	87	0	87
Can't choose	8	0	0	0	0	0	0	0	0	11	0	11
No answer	9	0	0	0	0	0	0	0	0	44	0	44
Not applicable (Did not do ISSP)	BK	13,626	354	6,865	353	5,907	1,606	2,992	2,904	1,967	2,817	40,068

D. I would turn down another job that offered quite a bit more pay in order to stay with this organization.

[VAR: STAYORG3]

RESPONSE	PUNCH	YEAR										COL. 4370
		1972-82	1982B	1983-87	1987B	1988-91	1993	1994	1996	1998	2000	ALL
Strongly agree	1	0	0	0	0	0	0	0	0	45	0	45
Agree	2	0	0	0	0	0	0	0	0	122	0	122
Neither agree nor disagree .	3	0	0	0	0	0	0	0	0	201	0	201
Disagree	4	0	0	0	0	0	0	0	0	288	0	288
Strongly disagree	5	0	0	0	0	0	0	0	0	136	0	136
Can't choose	8	0	0	0	0	0	0	0	0	29	0	29
No answer	9	0	0	0	0	0	0	0	0	44	0	44
Not applicable (Did not do ISSP)	BK	13,626	354	6,865	353	5,907	1,606	2,992	2,904	1,967	2,817	40,068

E. I am proud of the type of work I do.

[VAR: PROUDWRK]

RESPONSE	PUNCH	YEAR										COL. 4371
		1972-82	1982B	1983-87	1987B	1988-91	1993	1994	1996	1998	2000	ALL
Strongly agree	1	0	0	0	0	0	0	0	0	253	0	253
Agree	2	0	0	0	0	0	0	0	0	385	0	385
Neither agree nor disagree .	3	0	0	0	0	0	0	0	0	143	0	143
Disagree	4	0	0	0	0	0	0	0	0	26	0	26
Strongly disagree	5	0	0	0	0	0	0	0	0	14	0	14
Can't choose	8	0	0	0	0	0	0	0	0	4	0	4
No answer	9	0	0	0	0	0	0	0	0	40	0	40
Not applicable (Did not do ISSP)	BK	13,626	354	6,865	353	5,907	1,606	2,992	2,904	1,967	2,817	40,068

998. About how many days have you been absent from work in the last 6 months (**not** counting vacation)?

PLEASE CIRCLE ONE NUMBER ONLY

[VAR: ABSENT]

RESPONSE	PUNCH	YEAR										COL. 4372
		1972-82	1982B	1983-87	1987B	1988-91	1993	1994	1996	1998	2000	ALL
More than 20 days	1	0	0	0	0	0	0	0	0	39	0	39
11 to 20 days	2	0	0	0	0	0	0	0	0	20	0	20
6 to 10 days	3	0	0	0	0	0	0	0	0	39	0	39
1 to 5 days	4	0	0	0	0	0	0	0	0	403	0	403
None	5	0	0	0	0	0	0	0	0	306	0	306
Can't choose	8	0	0	0	0	0	0	0	0	21	0	21
No answer	9	0	0	0	0	0	0	0	0	37	0	37
Not applicable (Did not do ISSP)	BK	13,626	354	6,865	353	5,907	1,606	2,992	2,904	1,967	2,817	40,068

999. All in all, how likely is it that you will **try** to find a job with another firm or organization within the next 12 months?

PLEASE CIRCLE ONE NUMBER ONLY

[VAR: LEAVEJOB]

RESPONSE	PUNCH	YEAR										COL. 4373
		1972-82	1982B	1983-87	1987B	1988-91	1993	1994	1996	1998	2000	ALL
Very likely	1	0	0	0	0	0	0	0	0	115	0	115
Likely	2	0	0	0	0	0	0	0	0	134	0	134
Unlikely	3	0	0	0	0	0	0	0	0	201	0	201
Very unlikely	4	0	0	0	0	0	0	0	0	354	0	354
Can't choose	8	0	0	0	0	0	0	0	0	26	0	26
No answer	9	0	0	0	0	0	0	0	0	35	0	35
Not applicable (Did not do ISSP)	BK	13,626	354	6,865	353	5,907	1,606	2,992	2,904	1,967	2,817	40,068

1000. To what extent, if at all, do you **worry** about the possibility of losing your job?

PLEASE CIRCLE ONE NUMBER ONLY

[VAR: WORRYJOB]

RESPONSE	PUNCH	YEAR										COL. 4374
		1972-82	1982B	1983-87	1987B	1988-91	1993	1994	1996	1998	2000	ALL
I worry a great deal	1	0	0	0	0	0	0	0	0	30	0	30
I worry to some extent	2	0	0	0	0	0	0	0	0	105	0	105
I worry a little	3	0	0	0	0	0	0	0	0	232	0	232
I don't worry at all	4	0	0	0	0	0	0	0	0	464	0	464
Don't know	8	0	0	0	0	0	0	0	0	1	0	1
No answer	9	0	0	0	0	0	0	0	0	33	0	33
Not applicable (Did not do ISSP)	BK	13,626	354	6,865	353	5,907	1,606	2,992	2,904	1,967	2,817	40,068

PLEASE ANSWER QUESTIONS 1001-1008 IF YOU ARE NOT CURRENTLY WORKING FOR PAY.

1001. Have you ever had a paid job for one year or more?

PLEASE CIRCLE ONE NUMBER ONLY

[VAR: EVJOB]

RESPONSE	PUNCH	YEAR										COL. 4375
		1972-82	1982B	1983-87	1987B	1988-91	1993	1994	1996	1998	2000	ALL
Yes (GO TO Q.1002)	1	0	0	0	0	0	0	0	0	274	0	274
No (GO TO Q.1003)	2	0	0	0	0	0	0	0	0	63	0	63
Don't know	8	0	0	0	0	0	0	0	0	0	0	0
No answer	9	0	0	0	0	0	0	0	0	35	0	35
Not applicable (Punch not 2 on Col. 4360 or Did not do ISSP)	BK	13,626	354	6,865	353	5,907	1,606	2,992	2,904	2,460	2,817	40,561

1002. When did your **last** paid job end?

[VAR: YRJOBEND]

RESPONSE	PUNCH	YEAR										COL. 4376
		1972-82	1982B	1983-87	1987B	1988-91	1993	1994	1996	1998	2000	ALL
1941-1950	1	0	0	0	0	0	0	0	0	6	0	6
1951-1960	2	0	0	0	0	0	0	0	0	6	0	6
1961-1970	3	0	0	0	0	0	0	0	0	13	0	13
1971-1980	4	0	0	0	0	0	0	0	0	27	0	27
1981-1990	5	0	0	0	0	0	0	0	0	57	0	57
1991-Present	6	0	0	0	0	0	0	0	0	138	0	138
No answer	9	0	0	0	0	0	0	0	0	62	0	62
Not applicable (Punch not 2												
on Col. 4360, not 1 or												
did not do ISSP) BK 13,626 354 7,542 353 5,907 1,606 2,992 2,904 2,523 2,817 40,624												

1003. What was the **main** reason that your job ended?

PLEASE CIRCLE ONE NUMBER ONLY

[VAR: WHYJBEND]

RESPONSE	PUNCH	YEAR										COL. 4377
		1972-82	1982B	1983-87	1987B	1988-91	1993	1994	1996	1998	2000	ALL
I reached retirement age	1	0	0	0	0	0	0	0	0	75	0	75
I retired early, by choice	2	0	0	0	0	0	0	0	0	45	0	45
I retired early, <u>not</u> by choice	3	0	0	0	0	0	0	0	0	3	0	3
I became (permanently) disabled	4	0	0	0	0	0	0	0	0	32	0	32
My place of work was shut down	5	0	0	0	0	0	0	0	0	16	0	16
I was dismissed	6	0	0	0	0	0	0	0	0	12	0	12
My term of employment/ contract ended	7	0	0	0	0	0	0	0	0	15	0	15
Family responsibilities	8	0	0	0	0	0	0	0	0	55	0	55
I got married	9	0	0	0	0	0	0	0	0	47	0	47
Don't know, no answer	0	0	0	0	0	0	0	0	0	9	0	9
Not applicable (Punch not 2												
on Col. 4360 or												
Did not do ISSP) BK 13,626 354 6,865 353 5,907 1,606 2,992 2,904 2,523 2,817 40,624												

1004. Would you like to have a paid job, either now or in the future?

PLEASE CIRCLE ONE NUMBER ONLY

[VAR: WANTJOB2]

RESPONSE	PUNCH	YEAR										COL. 4378-4379 ALL
		1972-82	1982B	1983-87	1987B	1988-91	1993	1994	1996	1998	2000	
Yes	1	0	0	0	0	0	0	0	0	158	0	158
No	2	0	0	0	0	0	0	0	0	180	0	180
Don't know	8	0	0	0	0	0	0	0	0	1	0	1
No answer	9	0	0	0	0	0	0	0	0	33	0	33
Not applicable (Punch not 2 on Col. 4360 or Did not do ISSP) BK 13,626 354 6,865 353 5,907 1,606 2,992 2,904 2,460 2,817 40,561												

1005. How likely do you think it is that you would find a job?

PLEASE CIRCLE ONE NUMBER ONLY

[VAR: GETJOB]

RESPONSE	PUNCH	YEAR										COL. 4380 ALL
		1972-82	1982B	1983-87	1987B	1988-91	1993	1994	1996	1998	2000	
Very likely	1	0	0	0	0	0	0	0	0	80	0	80
Likely	2	0	0	0	0	0	0	0	0	82	0	82
Unlikely	3	0	0	0	0	0	0	0	0	37	0	37
Very unlikely	4	0	0	0	0	0	0	0	0	109	0	109
Can't choose	8	0	0	0	0	0	0	0	0	29	0	29
No answer	9	0	0	0	0	0	0	0	0	35	0	35
Not applicable (Punch not 2 on Col. 4360 or Did not do ISSP) BK 13,626 354 6,865 353 5,907 1,606 2,992 2,904 2,460 2,817 40,561												

1006. Are you currently looking for a job?

PLEASE CIRCLE ONE NUMBER ONLY

[VAR: LOOKJOB]

RESPONSE	PUNCH	YEAR										COL. 4381 ALL
		1972-82	1982B	1983-87	1987B	1988-91	1993	1994	1996	1998	2000	
Yes	1	0	0	0	0	0	0	0	0	65	0	65
No	2	0	0	0	0	0	0	0	0	276	0	276
Don't know	8	0	0	0	0	0	0	0	0	0	0	0
No answer	9	0	0	0	0	0	0	0	0	31	0	31
Not applicable (Punch not 2 on Col. 4360 or Did not do ISSP) BK 13,626 354 6,865 353 5,907 1,606 2,992 2,904 2,460 2,817 40,561												

1007. Thinking about the last 12 months, have you done any of the following in order to find a job?

PLEASE CIRCLE ONE NUMBER ON EACH LINE

A. Registered at a public employment agency?

[VAR: PUBAGNCY]

RESPONSE	PUNCH	YEAR										COL. 4382
		1972-82	1982B	1983-87	1987B	1988-91	1993	1994	1996	1998	2000	ALL
No	1	0	0	0	0	0	0	0	0	274	0	274
Yes, once or twice	2	0	0	0	0	0	0	0	0	24	0	24
Yes, more than twice	3	0	0	0	0	0	0	0	0	7	0	7
Don't know	8	0	0	0	0	0	0	0	0	0	0	0
No answer	9	0	0	0	0	0	0	0	0	67	0	67
Not applicable (Punch not 2												
on Col. 4360 or												
Did not do ISSP)	BK	13,626	354	6,865	353	5,907	1,606	2,992	2,904	2,460	2,817	40,561

B. Registered at a private employment agency?

[VAR: PRIAGNCY]

RESPONSE	PUNCH	YEAR										COL. 4383
		1972-82	1982B	1983-87	1987B	1988-91	1993	1994	1996	1998	2000	ALL
No	1	0	0	0	0	0	0	0	0	284	0	284
Yes, once or twice	2	0	0	0	0	0	0	0	0	15	0	15
Yes, more than twice	3	0	0	0	0	0	0	0	0	3	0	3
Don't know	8	0	0	0	0	0	0	0	0	0	0	0
No answer	9	0	0	0	0	0	0	0	0	70	0	70
Not applicable (Punch not 2												
on Col. 4360 or												
Did not do ISSP)	BK	13,626	354	6,865	353	5,907	1,606	2,992	2,904	2,460	2,817	40,561

C. Answered advertisements for jobs?

[VAR: WANT ADS]

RESPONSE	PUNCH	YEAR										COL. 4384
		1972-82	1982B	1983-87	1987B	1988-91	1993	1994	1996	1998	2000	ALL
No	1	0	0	0	0	0	0	0	0	259	0	259
Yes, once or twice	2	0	0	0	0	0	0	0	0	30	0	30
Yes, more than twice	3	0	0	0	0	0	0	0	0	17	0	17
Don't know	8	0	0	0	0	0	0	0	0	0	0	0
No answer	9	0	0	0	0	0	0	0	0	66	0	66
Not applicable (Punch not 2												
on Col. 4360 or												
Did not do ISSP)	BK	13,626	354	6,865	353	5,907	1,606	2,992	2,904	2,460	2,817	40,561

D. Advertised for a job in newspapers or journals?

[VAR: ADFORJOB]

RESPONSE	PUNCH	YEAR									COL. 4385	
		1972-82	1982B	1983-87	1987B	1988-91	1993	1994	1996	1998	2000	ALL
No	1	0	0	0	0	0	0	0	0	278	0	278
Yes, once or twice	2	0	0	0	0	0	0	0	0	14	0	14
Yes, more than twice	3	0	0	0	0	0	0	0	0	8	0	8
Don't know	8	0	0	0	0	0	0	0	0	0	0	0
No answer	9	0	0	0	0	0	0	0	0	72	0	72
Not applicable (Punch not 2 on Col. 4360 or Did not do ISSP) BK 13,626 354 6,865 353 5,907 1,606 2,992 2,904 2,460 2,817 40,561												

E. Applied directly to employers?

[VAR: APPEMPS]

RESPONSE	PUNCH	YEAR									COL. 4386	
		1972-82	1982B	1983-87	1987B	1988-91	1993	1994	1996	1998	2000	ALL
No	1	0	0	0	0	0	0	0	0	248	0	248
Yes, once or twice	2	0	0	0	0	0	0	0	0	39	0	39
Yes, more than twice	3	0	0	0	0	0	0	0	0	19	0	19
Don't know	8	0	0	0	0	0	0	0	0	0	0	0
No answer	9	0	0	0	0	0	0	0	0	66	0	66
Not applicable (Punch not 2 on Col. 4360 or Did not do ISSP) BK 13,626 354 6,865 353 5,907 1,606 2,992 2,904 2,460 2,817 40,561												

F. Asked relatives, friends, or colleagues to help you find a job?

[VAR: ASKHELP]

RESPONSE	PUNCH	YEAR									COL. 4387	
		1972-82	1982B	1983-87	1987B	1988-91	1993	1994	1996	1998	2000	ALL
No	1	0	0	0	0	0	0	0	0	251	0	251
Yes, once or twice	2	0	0	0	0	0	0	0	0	41	0	41
Yes, more than twice	3	0	0	0	0	0	0	0	0	19	0	19
Don't know	8	0	0	0	0	0	0	0	0	0	0	0
No answer	9	0	0	0	0	0	0	0	0	61	0	61
Not applicable (Punch not 2 on Col. 4360 or Did not do ISSP) BK 13,626 354 6,865 353 5,907 1,606 2,992 2,904 2,460 2,817 40,561												

1008. What is your **main** source of economic support?

PLEASE CIRCLE ONE NUMBER ONLY

[VAR: ECONSUP]

RESPONSE	PUNCH	YEAR									COL. 4388	
		1972-82	1982B	1983-87	1987B	1988-91	1993	1994	1996	1998	2000	ALL
Pension (private or state or social security)	1	0	0	0	0	0	0	0	0	152	0	152
Unemployment benefits	2	0	0	0	0	0	0	0	0	8	0	8
Spouse/partner	3	0	0	0	0	0	0	0	0	66	0	66
Other family members	4	0	0	0	0	0	0	0	0	28	0	28
Social assistance/welfare	5	0	0	0	0	0	0	0	0	29	0	29
Occasional work	6	0	0	0	0	0	0	0	0	4	0	4
Other	7	0	0	0	0	0	0	0	0	43	0	43
Don't know	8	0	0	0	0	0	0	0	0	2	0	2
No answer	9	0	0	0	0	0	0	0	0	40	0	40
Not applicable (Punch not 2 on Col. 4360 or Did not do ISSP)	BK	13,626	354	6,865	353	5,907	1,606	2,992	2,904	2,460	2,817	40,561

The 1991 ISSP Module: Religion
(Qs. 111D, E, 112, 369-70, 870A, G, 924C, I, 1009-1035)

1009. If you were to consider your life in general these days, how happy or unhappy would you say you are, on the whole...

[VAR: HAPUNHAP]

RESPONSE	PUNCH	YEAR									COL. 4389	
		1972-82	1982B	1983-87	1987B	1988-91	1993	1994	1996	1998	2000	ALL
Very happy	1	0	0	0	0	501	0	0	0	467	0	968
Fairly happy	2	0	0	0	0	737	0	0	0	667	0	1404
Not very happy	3	0	0	0	0	96	0	0	0	113	0	209
Not at all happy	4	0	0	0	0	12	0	0	0	25	0	37
Can't choose	8	0	0	0	0	9	0	0	0	6	0	15
No answer	9	0	0	0	0	4	0	0	0	6	0	10
Not applicable (did not do ISSP)	BK	13,626	354	7,542	353	4,548	1,606	2,992	2,904	1,548	2,817	38,290

1010. Here are some measures to deal with crime. Some people are in favor of them while other people are against them. Do you agree or disagree that . . .

A. People who break the law should be given stiffer sentences.

[VAR: STIFFPUN]

RESPONSE	PUNCH	YEAR										COL. 4390
		1972-82	1982B	1983-87	1987B	1988-91	1993	1994	1996	1998	2000	ALL
Strongly agree	1	0	0	0	0	532	0	0	0	0	0	532
Agree	2	0	0	0	0	607	0	0	0	0	0	607
Neither agree nor disagree	3	0	0	0	0	138	0	0	0	0	0	138
Disagree	4	0	0	0	0	41	0	0	0	0	0	41
Strongly disagree	5	0	0	0	0	8	0	0	0	0	0	8
Can't choose	8	0	0	0	0	28	0	0	0	0	0	28
No answer	9	0	0	0	0	5	0	0	0	0	0	5
Not applicable (did not do ISSP)	BK	13,626	354	7,542	353	4,548	1,606	2,992	2,904	2,832	2,817	39,574

B. People convicted of murder should be subject to the death penalty.

[VAR: DEATHPEN]

RESPONSE	PUNCH	YEAR										COL. 4391
		1972-82	1982B	1983-87	1987B	1988-91	1993	1994	1996	1998	2000	ALL
Strongly agree	1	0	0	0	0	642	0	0	0	0	0	642
Agree	2	0	0	0	0	327	0	0	0	0	0	327
Neither agree nor disagree	3	0	0	0	0	104	0	0	0	0	0	104
Disagree	4	0	0	0	0	138	0	0	0	0	0	138
Strongly disagree	5	0	0	0	0	84	0	0	0	0	0	84
Can't choose	8	0	0	0	0	59	0	0	0	0	0	59
No answer	9	0	0	0	0	5	0	0	0	0	0	5
Not applicable (did not do ISSP)	BK	13,626	354	7,542	353	4,548	1,606	2,992	2,904	2,832	2,817	39,574

1011 A. Do you think it is wrong or not wrong if a man and a woman have sexual relations before marriage?

[VAR: PREMARS1]

RESPONSE	PUNCH	YEAR										COL. 4392
		1972-82	1982B	1983-87	1987B	1988-91	1993	1994	1996	1998	2000	ALL
Always wrong	1	0	0	0	0	344	0	361	0	358	0	1,063
Almost always wrong	2	0	0	0	0	146	0	144	0	138	0	428
Wrong only sometimes	3	0	0	0	0	247	0	228	0	243	0	718
Not wrong at all	4	0	0	0	0	522	0	509	0	468	0	1,499
Can't choose	8	0	0	0	0	74	0	118	0	70	0	262
No answer	9	0	0	0	0	26	0	87	0	7	0	120
Not applicable (did not do ISSP)	BK	13,626	354	7,542	353	4,548	1,606	1,545	2,904	1,548	2,817	36,843

B. What about a married person having sexual relations with someone other than his or her husband or wife, is it . . .

[VAR: XMARSEX1]

RESPONSE	PUNCH	YEAR										COL. 4393
		1972-82	1982B	1983-87	1987B	1988-91	1993	1994	1996	1998	2000	ALL
Always wrong	1	0	0	0	0	943	0	1,067	0	1,003	0	3,013
Almost always wrong	2	0	0	0	0	231	0	180	0	164	0	575
Wrong only sometimes	3	0	0	0	0	86	0	58	0	72	0	216
Not wrong at all	4	0	0	0	0	35	0	25	0	13	0	73
Can't choose	8	0	0	0	0	38	0	31	0	26	0	95
No answer	9	0	0	0	0	26	0	86	0	6	0	118
Not applicable (did not do ISSP)	BK	13,626	354	7,542	353	4,548	1,606	1,545	2,904	1,548	2,817	36,843

C. And what about sexual relations between two adults of the same sex, is it . . .

[VAR: HOMOSEX1]

RESPONSE	PUNCH	YEAR										COL. 4394
		1972-82	1982B	1983-87	1987B	1988-91	1993	1994	1996	1998	2000	ALL
Always wrong	1	0	0	0	0	916	0	854	0	717	0	2,487
Almost always wrong	2	0	0	0	0	61	0	53	0	64	0	178
Wrong only sometimes	3	0	0	0	0	68	0	84	0	85	0	237
Not wrong at all	4	0	0	0	0	175	0	234	0	283	0	692
Can't choose	8	0	0	0	0	110	0	133	0	113	0	356
No answer	9	0	0	0	0	29	0	89	0	22	0	140
Not applicable (did not do ISSP)	BK	13,626	354	7,542	353	4,548	1,606	1,545	2,904	1,548	2,817	36,843

1012. Do you think the law should or should not allow a pregnant woman to obtain a legal abortion. . .

A. If there is a strong chance of serious defect in the baby.

[VAR: ABDEFCT1]

RESPONSE	PUNCH	YEAR										COL. 4395
		1972-82	1982B	1983-87	1987B	1988-91	1993	1994	1996	1998	2000	ALL
Definitely should allow it	1	0	0	0	0	810	0	0	0	0	0	810
Probably should allow it	2	0	0	0	0	232	0	0	0	0	0	232
Probably should not allow it	3	0	0	0	0	74	0	0	0	0	0	74
Definitely should not allow it	4	0	0	0	0	146	0	0	0	0	0	146
Can't choose	8	0	0	0	0	63	0	0	0	0	0	63
No answer	9	0	0	0	0	34	0	0	0	0	0	34
Not applicable (did not do ISSP)	BK	13,626	354	7,542	353	4,548	1,606	2,992	2,904	2,832	2,817	39,574

B. If the family has a very low income and cannot afford any more children.

[VAR: ABPOOR1]

RESPONSE	PUNCH	YEAR										COL. 4397
		1972-82	1982B	1983-87	1987B	1988-91	1993	1994	1996	1998	2000	ALL
Definitely should												
allow it	1	0	0	0	0	479	0	0	0	0	0	479
Probably should allow it	2	0	0	0	0	198	0	0	0	0	0	198
Probably should not												
allow it	3	0	0	0	0	164	0	0	0	0	0	164
Definitely should not												
allow it	4	0	0	0	0	378	0	0	0	0	0	378
Can't choose	8	0	0	0	0	96	0	0	0	0	0	96
No answer	9	0	0	0	0	44	0	0	0	0	0	44
Not applicable (did not do ISSP)	BK	13,626	354	7,542	353	4,548	1,606	2,992	2,904	2,832	2,817	39,574

1013. Do you personally think it is wrong or not wrong for a woman to have an abortion. . .

A. If there is a strong chance of serious defect in the baby.

[VAR: ABDEFCTW]

RESPONSE	PUNCH	YEAR										COL. 4398
		1972-82	1982B	1983-87	1987B	1988-91	1993	1994	1996	1998	2000	ALL
Always wrong	1	0	0	0	0	279	0	0	0	275	0	554
Almost always wrong	2	0	0	0	0	131	0	0	0	111	0	242
Wrong only sometimes	3	0	0	0	0	163	0	0	0	159	0	322
Not wrong at all	4	0	0	0	0	662	0	0	0	621	0	1,283
Can't choose	8	0	0	0	0	90	0	0	0	95	0	185
No answer	9	0	0	0	0	34	0	0	0	23	0	57
Not applicable (did not do ISSP)	BK	13,626	354	7,542	353	4,548	1,606	2,992	2,904	1,548	2,817	38,290

B. If the family has a very low income and cannot afford any more children.

[VAR: ABPOORW]

RESPONSE	PUNCH	YEAR										COL. 4399
		1972-82	1982B	1983-87	1987B	1988-91	1993	1994	1996	1998	2000	ALL
Always wrong	1	0	0	0	0	479	0	0	0	549	0	1,028
Almost always wrong	2	0	0	0	0	195	0	0	0	138	0	333
Wrong only sometimes	3	0	0	0	0	142	0	0	0	112	0	254
Not wrong at all	4	0	0	0	0	408	0	0	0	359	0	767
Can't choose	8	0	0	0	0	89	0	0	0	94	0	183
No answer	9	0	0	0	0	46	0	0	0	32	0	78
Not applicable	BK	13,626	354	7,542	353	4,548	1,606	2,992	2,904	1,548	2,817	38,290

1014. Consider the situations listed below. Do you feel it is wrong or not wrong if. . .

A. A taxpayer does not report all of his income in order to pay less income taxes.

[VAR: TAXCHEAT]

RESPONSE	PUNCH	YEAR									COL. 4400	
		1972-82	1982B	1983-87	1987B	1988-91	1993	1994	1996	1998	2000	ALL
Not wrong	1	0	0	0	0	46	0	0	0	57	0	103
A bit wrong	2	0	0	0	0	155	0	0	0	127	0	282
Wrong	3	0	0	0	0	709	0	0	0	624	0	1333
Seriously wrong	4	0	0	0	0	385	0	0	0	384	0	769
Can't choose	8	0	0	0	0	37	0	0	0	66	0	103
No answer	9	0	0	0	0	27	0	0	0	26	0	53
Not applicable	BK	13,626	354	7,542	353	4,548	1,606	2,992	2,904	1,548	2,817	38,290

B. A person gives the government incorrect information about himself to get government benefits that he is not entitled to.

[VAR: GOVCHEAT]

RESPONSE	PUNCH	YEAR									COL. 4401	
		1972-82	1982B	1983-87	1987B	1988-91	1993	1994	1996	1998	2000	ALL
Not wrong	1	0	0	0	0	27	0	0	0	22	0	49
A bit wrong	2	0	0	0	0	49	0	0	0	34	0	83
Wrong	3	0	0	0	0	586	0	0	0	510	0	1096
Seriously wrong	4	0	0	0	0	645	0	0	0	664	0	1309
Can't choose	8	0	0	0	0	25	0	0	0	27	0	52
No answer	9	0	0	0	0	27	0	0	0	27	0	54
Not applicable	BK	13,626	354	7,542	353	4,548	1,606	2,992	2,904	1,548	2,817	38,290

1015. How much confidence do you have in. . .

A. U.S. Congress

[VAR: CONCONG]

RESPONSE	PUNCH	YEAR									COL. 4402	
		1972-82	1982B	1983-87	1987B	1988-91	1993	1994	1996	1998	2000	ALL
Complete confidence	1	0	0	0	0	102	0	0	0	28	0	130
A great deal of confidence	2	0	0	0	0	236	0	0	0	130	0	366
Some confidence	3	0	0	0	0	594	0	0	0	638	0	1232
Very little confidence	4	0	0	0	0	264	0	0	0	319	0	583
No confidence at all	5	0	0	0	0	91	0	0	0	93	0	184
Can't choose	8	0	0	0	0	44	0	0	0	41	0	85
No answer	9	0	0	0	0	28	0	0	0	35	0	63
Not applicable	BK	13,626	354	7,542	353	4,548	1,606	2,992	2,904	1,548	2,817	38,290

B. Business and industry

[VAR: CONBIZ]

RESPONSE	PUNCH	YEAR										COL. 4403
		1972-82	1982B	1983-87	1987B	1988-91	1993	1994	1996	1998	2000	ALL
Complete confidence 1		0	0	0	0	44	0	0	0	34	0	78
A great deal of confidence . 2		0	0	0	0	241	0	0	0	271	0	512
Some confidence 3		0	0	0	0	714	0	0	0	659	0	1373
Very little confidence . . . 4		0	0	0	0	220	0	0	0	186	0	406
No confidence at all 5		0	0	0	0	54	0	0	0	45	0	99
Can't choose 8		0	0	0	0	40	0	0	0	45	0	85
No answer 9		0	0	0	0	46	0	0	0	44	0	90
Not applicable BK	13,626	354	7,542	353	4,548	1,606	2,992	2,904	1,548	2,817	38,290	

C. Government departments

[VAR: CONGOVT]

RESPONSE	PUNCH	YEAR										COL. 4404
		1972-82	1982B	1983-87	1987B	1988-91	1993	1994	1996	1998	2000	ALL
Complete confidence 1		0	0	0	0	56	0	0	0	0	0	56
A great deal of confidence . 2		0	0	0	0	163	0	0	0	0	0	163
Some confidence 3		0	0	0	0	626	0	0	0	0	0	626
Very little confidence . . . 4		0	0	0	0	342	0	0	0	0	0	342
No confidence at all 5		0	0	0	0	89	0	0	0	0	0	89
Can't choose 8		0	0	0	0	36	0	0	0	0	0	36
No answer 9		0	0	0	0	47	0	0	0	0	0	47
Not applicable BK	13,626	354	7,542	353	4,548	1,606	2,992	2,904	2,832	2,817	39,574	

D. Churches and religious organizations

[VAR: CONCHURH]

RESPONSE	PUNCH	YEAR										COL. 4405
		1972-82	1982B	1983-87	1987B	1988-91	1993	1994	1996	1998	2000	ALL
Complete confidence 1		0	0	0	0	165	0	0	0	115	0	280
A great deal of confidence . 2		0	0	0	0	357	0	0	0	409	0	766
Some confidence 3		0	0	0	0	524	0	0	0	482	0	1006
Very little confidence . . . 4		0	0	0	0	161	0	0	0	134	0	295
No confidence at all 5		0	0	0	0	82	0	0	0	64	0	146
Can't choose 8		0	0	0	0	32	0	0	0	41	0	73
No answer 9		0	0	0	0	38	0	0	0	39	0	77
Not applicable BK	13,626	354	7,542	353	4,548	1,606	2,992	2,904	1,548	2,817	38,290	

E. Courts and the legal system

[VAR: CONCOURT]

RESPONSE	PUNCH	YEAR										COL. 4406
		1972-82	1982B	1983-87	1987B	1988-91	1993	1994	1996	1998	2000	ALL
Complete confidence 1		0	0	0	0	75	0	0	0	38	0	113
A great deal of confidence . 2		0	0	0	0	254	0	0	0	209	0	463
Some confidence 3		0	0	0	0	608	0	0	0	572	0	1180
Very little confidence . . . 4		0	0	0	0	277	0	0	0	294	0	571
No confidence at all 5		0	0	0	0	81	0	0	0	104	0	185
Can't choose 8		0	0	0	0	27	0	0	0	30	0	57
No answer 9		0	0	0	0	37	0	0	0	37	0	74
Not applicable BK	13,626	354	7,542	353	4,548	1,606	2,992	2,904	1,548	2,817	38,290	

F. Schools and the educational system

[VAR: CONSCHLS]

RESPONSE	PUNCH	YEAR								COL. 4407		
		1972-82	1982B	1983-87	1987B	1988-91	1993	1994	1996	1998	2000	ALL
Complete confidence	1	0	0	0	0	119	0	0	0	65	0	184
A great deal of confidence	2	0	0	0	0	362	0	0	0	351	0	713
Some confidence	3	0	0	0	0	574	0	0	0	581	0	1155
Very little confidence	4	0	0	0	0	195	0	0	0	180	0	375
No confidence at all	5	0	0	0	0	46	0	0	0	48	0	94
Can't choose	8	0	0	0	0	32	0	0	0	23	0	55
No answer	9	0	0	0	0	31	0	0	0	36	0	67
Not applicable	BK	13,626	354	7,542	353	4,548	1,606	2,992	2,904	1,548	2,817	38,290

REMARKS: See GSS Methodological Report No. 80.

1016. How much do you agree or disagree with each of the following..

A. Politicians who do not believe in God are unfit for public office.

[VAR: POLSGOD]

RESPONSE	PUNCH	YEAR								COL. 4408		
		1972-82	1982B	1983-87	1987B	1988-91	1993	1994	1996	1998	2000	ALL
Strongly agree	1	0	0	0	0	188	0	0	0	0	0	188
Agree	2	0	0	0	0	197	0	0	0	0	0	197
Neither agree nor disagree	3	0	0	0	0	354	0	0	0	0	0	354
Disagree	4	0	0	0	0	400	0	0	0	0	0	400
Strongly disagree	5	0	0	0	0	138	0	0	0	0	0	138
Can't choose	8	0	0	0	0	57	0	0	0	0	0	57
No answer	9	0	0	0	0	25	0	0	0	0	0	25
Not applicable	BK	13,626	354	7,542	353	4,548	1,606	2,992	2,904	2,832	2,817	39,574

B. Religious leaders should not try to influence how people vote in elections.

[VAR: CLERGVTE]

RESPONSE	PUNCH	YEAR								COL. 4409		
		1972-82	1982B	1983-87	1987B	1988-91	1993	1994	1996	1998	2000	ALL
Strongly agree	1	0	0	0	0	395	0	0	0	447	0	842
Agree	2	0	0	0	0	448	0	0	0	367	0	815
Neither agree nor disagree	3	0	0	0	0	223	0	0	0	210	0	433
Disagree	4	0	0	0	0	201	0	0	0	150	0	351
Strongly disagree	5	0	0	0	0	31	0	0	0	55	0	86
Can't choose	8	0	0	0	0	39	0	0	0	21	0	60
No answer	9	0	0	0	0	22	0	0	0	34	0	56
Not applicable	BK	13,626	354	7,542	353	4,548	1,606	2,992	2,904	1,548	2,817	38,290

C. It would be better for America if more people with strong religious beliefs held public office.

[VAR: RELIGPUB]

RESPONSE	PUNCH	YEAR									COL. 4410	
		1972-82	1982B	1983-87	1987B	1988-91	1993	1994	1996	1998	2000	ALL
Strongly agree	1	0	0	0	0	184	0	0	0	0	0	184
Agree	2	0	0	0	0	310	0	0	0	0	0	310
Neither agree nor disagree .	3	0	0	0	0	428	0	0	0	0	0	428
Disagree	4	0	0	0	0	284	0	0	0	0	0	284
Strongly disagree	5	0	0	0	0	72	0	0	0	0	0	72
Can't choose	8	0	0	0	0	56	0	0	0	0	0	56
No answer	9	0	0	0	0	25	0	0	0	0	0	25
Not applicable	BK	13,626	354	7,542	353	4,548	1,606	2,992	2,904	2,832	2,817	39,574

D. Religious leaders should not try to influence government decisions.

[VAR: CLERGGOV]

RESPONSE	PUNCH	YEAR									COL. 4411	
		1972-82	1982B	1983-87	1987B	1988-91	1993	1994	1996	1998	2000	ALL
Strongly agree	1	0	0	0	0	287	0	0	0	366	0	653
Agree	2	0	0	0	0	401	0	0	0	354	0	755
Neither agree nor disagree .	3	0	0	0	0	308	0	0	0	224	0	532
Disagree	4	0	0	0	0	254	0	0	0	197	0	451
Strongly disagree	5	0	0	0	0	36	0	0	0	68	0	104
Can't choose	8	0	0	0	0	51	0	0	0	33	0	84
No answer	9	0	0	0	0	22	0	0	0	42	0	64
Not applicable	BK	13,626	354	7,542	353	4,548	1,606	2,992	2,904	1,548	2,817	38,290

1017. Do you think that churches and religious organizations in this country have too much power or too little power?

[VAR: CHURHPOW]

RESPONSE	PUNCH	YEAR									COL. 4412	
		1972-82	1982B	1983-87	1987B	1988-91	1993	1994	1996	1998	2000	ALL
Far too much power	1	0	0	0	0	88	0	0	0	68	0	156
Too much power	2	0	0	0	0	185	0	0	0	186	0	371
About the right amount of power	3	0	0	0	0	698	0	0	0	596	0	1294
Too little power	4	0	0	0	0	178	0	0	0	182	0	360
Far too little power	5	0	0	0	0	36	0	0	0	50	0	86
Can't choose	8	0	0	0	0	141	0	0	0	157	0	298
No answer	9	0	0	0	0	33	0	0	0	45	0	78
Not applicable	BK	13,626	354	7,542	353	4,548	1,606	2,992	2,904	1,548	2,817	38,290

1018. Which best describes your beliefs about God?

[VAR: GODCHNGE]

RESPONSE	PUNCH	YEAR										COL. 4413
		1972-82	1982B	1983-87	1987B	1988-91	1993	1994	1996	1998	2000	ALL
I don't believe in God, now and I never have	1	0	0	0	0	24	0	0	0	33	0	57
I don't believe in God, now, but I used to	2	0	0	0	0	47	0	0	0	59	0	106
I believe in God now, but I didn't used to	3	0	0	0	0	63	0	0	0	69	0	132
I believe in God now, and I always have	4	0	0	0	0	1,074	0	0	0	960	0	2,034
Can't choose	8	0	0	0	0	127	0	0	0	118	0	245
No answer	9	0	0	0	0	24	0	0	0	45	0	69
Not applicable	BK	13,626	354	7,542	353	4,548	1,606	2,992	2,904	1,548	2,817	38,290

1019. Do you believe in . . .

A. Life after death

[VAR: AFTERLIF]

RESPONSE	PUNCH	YEAR										COL. 4414
		1972-82	1982B	1983-87	1987B	1988-91	1993	1994	1996	1998	2000	ALL
Yes, definitely	1	0	0	0	0	674	0	0	0	660	0	1,334
Yes, probably	2	0	0	0	0	278	0	0	0	247	0	525
No, probably not	3	0	0	0	0	150	0	0	0	110	0	260
No, definitely not	4	0	0	0	0	123	0	0	0	110	0	233
Can't choose	8	0	0	0	0	94	0	0	0	110	0	204
No answer	9	0	0	0	0	40	0	0	0	47	0	87
Not applicable	BK	13,626	354	7,542	353	4,548	1,606	2,992	2,904	1,548	2,817	38,290

B. The Devil

[VAR: DEVIL]

RESPONSE	PUNCH	YEAR										COL. 4415
		1972-82	1982B	1983-87	1987B	1988-91	1993	1994	1996	1998	2000	ALL
Yes, definitely	1	0	0	0	0	550	0	0	0	0	0	550
Yes, probably	2	0	0	0	0	242	0	0	0	0	0	242
No, probably not	3	0	0	0	0	204	0	0	0	0	0	204
No, definitely not	4	0	0	0	0	216	0	0	0	0	0	216
Can't choose	8	0	0	0	0	65	0	0	0	0	0	65
No answer	9	0	0	0	0	82	0	0	0	0	0	82
Not applicable	BK	13,626	354	7,542	353	4,548	1,606	2,992	2,904	2,832	2,817	39,574

C. Heaven

[VAR: HEAVEN]

RESPONSE	PUNCH	YEAR										COL. 4416
		1972-82	1982B	1983-87	1987B	1988-91	1993	1994	1996	1998	2000	ALL
Yes, definitely	1	0	0	0	0	776	0	0	0	770	0	1,546
Yes, probably	2	0	0	0	0	275	0	0	0	223	0	498
No, probably not	3	0	0	0	0	115	0	0	0	90	0	205
No, definitely not	4	0	0	0	0	63	0	0	0	75	0	138
Can't choose	8	0	0	0	0	68	0	0	0	71	0	139
No answer	9	0	0	0	0	62	0	0	0	55	0	117
Not applicable	BK	13,626	354	7,542	353	4,548	1,606	2,992	2,904	1,548	2,817	38,290

D. Hell

[VAR: HELL]

RESPONSE	PUNCH	YEAR										COL. 4417
		1972-82	1982B	1983-87	1987B	1988-91	1993	1994	1996	1998	2000	ALL
Yes, definitely	1	0	0	0	0	597	0	0	0	624	0	1,221
Yes, probably	2	0	0	0	0	256	0	0	0	214	0	470
No, probably not	3	0	0	0	0	189	0	0	0	150	0	339
No, definitely not	4	0	0	0	0	162	0	0	0	138	0	300
Can't choose	8	0	0	0	0	72	0	0	0	97	0	169
No answer	9	0	0	0	0	83	0	0	0	61	0	144
Not applicable	BK	13,626	354	7,542	353	4,548	1,606	2,992	2,904	1,548	2,817	38,290

E. Religious miracles

[VAR: MIRACLES]

RESPONSE	PUNCH	YEAR										COL. 4418
		1972-82	1982B	1983-87	1987B	1988-91	1993	1994	1996	1998	2000	ALL
Yes, definitely	1	0	0	0	0	543	0	0	0	577	0	1,120
Yes, probably	2	0	0	0	0	331	0	0	0	304	0	635
No, probably not	3	0	0	0	0	193	0	0	0	142	0	335
No, definitely not	4	0	0	0	0	123	0	0	0	99	0	222
Can't choose	8	0	0	0	0	95	0	0	0	102	0	197
No answer	9	0	0	0	0	74	0	0	0	60	0	134
Not applicable	BK	13,626	354	7,542	353	4,548	1,606	2,992	2,904	1,548	2,817	38,290

1020. Which of these statements comes closest to describing your feelings about the Bible?

[VAR: BIBLE1]

RESPONSE	PUNCH	YEAR										COL. 4419
		1972-82	1982B	1983-87	1987B	1988-91	1993	1994	1996	1998	2000	ALL
The Bible is the actual word of God and it is to be taken literally, word for word	1	0	0	0	0	430	0	0	0	358	0	788
The Bible is the inspired word of God but not everything should be taken literally, word for word	2	0	0	0	0	639	0	0	0	585	0	1,224
The Bible is an ancient book of fables, legends, history, and moral precepts recorded by man . . .	3	0	0	0	0	188	0	0	0	207	0	395
This does not apply to me . . .	4	0	0	0	0	27	0	0	0	40	0	67
Can't choose	8	0	0	0	0	50	0	0	0	56	0	106
No answer	9	0	0	0	0	25	0	0	0	38	0	63
Not applicable	BK	13,626	354	7,542	353	4,548	1,606	2,992	2,904	1,548	2,817	38,290

1021. Do you agree or disagree with the following. . .

A. There is a God who concerns Himself with every human being personally.

[VAR: THEISM]

RESPONSE	PUNCH	YEAR										COL. 4420
		1972-82	1982B	1983-87	1987B	1988-91	1993	1994	1996	1998	2000	ALL
Strongly agree	1	0	0	0	0	585	0	0	0	493	0	1,078
Agree	2	0	0	0	0	333	0	0	0	370	0	703
Neither agree nor disagree . . .	3	0	0	0	0	199	0	0	0	142	0	341
Disagree	4	0	0	0	0	72	0	0	0	107	0	179
Strongly disagree	5	0	0	0	0	55	0	0	0	67	0	122
Can't choose	8	0	0	0	0	65	0	0	0	50	0	115
No answer	9	0	0	0	0	50	0	0	0	55	0	105
Not applicable	BK	13,626	354	7,542	353	4,548	1,606	2,992	2,904	1,548	2,817	38,290

B. There is little that people can do to change the course of their lives.

[VAR: FATALISM]

RESPONSE	PUNCH	YEAR										COL. 4421
		1972-82	1982B	1983-87	1987B	1988-91	1993	1994	1996	1998	2000	ALL
Strongly agree	1	0	0	0	0	55	0	0	0	42	0	97
Agree	2	0	0	0	0	113	0	0	0	90	0	203
Neither agree nor disagree . . .	3	0	0	0	0	104	0	0	0	87	0	191
Disagree	4	0	0	0	0	525	0	0	0	528	0	1,053
Strongly disagree	5	0	0	0	0	464	0	0	0	439	0	903
Can't choose	8	0	0	0	0	33	0	0	0	29	0	62
No answer	9	0	0	0	0	65	0	0	0	69	0	134
Not applicable	BK	13,626	354	7,542	353	4,548	1,606	2,992	2,904	1,548	2,817	38,290

C. To me, life is meaningful only because God exists.

[VAR: GODMEANS]

RESPONSE	PUNCH	YEAR								COL. 4422		
		1972-82	1982B	1983-87	1987B	1988-91	1993	1994	1996	1998	2000	ALL
Strongly agree	1	0	0	0	0	298	0	0	0	242	0	540
Agree	2	0	0	0	0	305	0	0	0	282	0	587
Neither agree nor disagree .	3	0	0	0	0	312	0	0	0	285	0	597
Disagree	4	0	0	0	0	190	0	0	0	240	0	430
Strongly disagree	5	0	0	0	0	133	0	0	0	120	0	253
Can't choose	8	0	0	0	0	58	0	0	0	50	0	108
No answer	9	0	0	0	0	63	0	0	0	65	0	128
Not applicable	BK	13,626	354	7,542	353	4,548	1,606	2,992	2,904	1,548	2,817	38,290

D. In my opinion, life does not serve any purpose.

[VAR: NIHILISM]

RESPONSE	PUNCH	YEAR								COL. 4423		
		1972-82	1982B	1983-87	1987B	1988-91	1993	1994	1996	1998	2000	ALL
Strongly agree	1	0	0	0	0	14	0	0	0	9	0	23
Agree	2	0	0	0	0	29	0	0	0	29	0	58
Neither agree nor disagree .	3	0	0	0	0	57	0	0	0	75	0	132
Disagree	4	0	0	0	0	423	0	0	0	424	0	847
Strongly disagree	5	0	0	0	0	718	0	0	0	638	0	1,356
Can't choose	8	0	0	0	0	41	0	0	0	38	0	79
No answer	9	0	0	0	0	77	0	0	0	71	0	148
Not applicable	BK	13,626	354	7,542	353	4,548	1,606	2,992	2,904	1,548	2,817	38,290

E. The course of our lives is decided by God.

[VAR: PREDETER]

RESPONSE	PUNCH	YEAR								COL. 4424		
		1972-82	1982B	1983-87	1987B	1988-91	1993	1994	1996	1998	2000	ALL
Strongly agree	1	0	0	0	0	229	0	0	0	0	0	229
Agree	2	0	0	0	0	258	0	0	0	0	0	258
Neither agree nor disagree .	3	0	0	0	0	272	0	0	0	0	0	272
Disagree	4	0	0	0	0	273	0	0	0	0	0	273
Strongly disagree	5	0	0	0	0	202	0	0	0	0	0	202
Can't choose	8	0	0	0	0	65	0	0	0	0	0	65
No answer	9	0	0	0	0	60	0	0	0	0	0	60
Not applicable	BK	13,626	354	7,542	353	4,548	1,606	2,992	2,904	2,832	2,817	39,574

F. Life is only meaningful if you provide the meaning yourself.

[VAR: EGOMEANS]

RESPONSE	PUNCH	YEAR								COL. 4425		
		1972-82	1982B	1983-87	1987B	1988-91	1993	1994	1996	1998	2000	ALL
Strongly agree	1	0	0	0	0	280	0	0	0	126	0	406
Agree	2	0	0	0	0	476	0	0	0	417	0	893
Neither agree nor disagree .	3	0	0	0	0	186	0	0	0	219	0	405
Disagree	4	0	0	0	0	192	0	0	0	251	0	443
Strongly disagree	5	0	0	0	0	108	0	0	0	152	0	260
Can't choose	8	0	0	0	0	49	0	0	0	50	0	99
No answer	9	0	0	0	0	68	0	0	0	69	0	137
Not applicable	BK	13,626	354	7,542	353	4,548	1,606	2,992	2,904	1,548	2,817	38,290

G. We each make our own fate.

[VAR: OWNFATE]

RESPONSE	PUNCH	YEAR										COL. 4426
		1972-82	1982B	1983-87	1987B	1988-91	1993	1994	1996	1998	2000	ALL
Strongly agree	1	0	0	0	0	266	0	0	0	200	0	466
Agree	2	0	0	0	0	517	0	0	0	510	0	1,027
Neither agree nor disagree .	3	0	0	0	0	254	0	0	0	237	0	491
Disagree	4	0	0	0	0	145	0	0	0	149	0	294
Strongly disagree	5	0	0	0	0	59	0	0	0	79	0	138
Can't choose	8	0	0	0	0	50	0	0	0	44	0	94
No answer	9	0	0	0	0	68	0	0	0	65	0	133
Not applicable	BK	13,626	354	7,542	353	4,548	1,606	2,992	2,904	1,548	2,817	38,290

1022. Has there ever been a turning point in your life when you made a new and personal commitment to religion?

[VAR: RELEXPER]

RESPONSE	PUNCH	YEAR										COL. 4427
		1972-82	1982B	1983-87	1987B	1988-91	1993	1994	1996	1998	2000	ALL
Yes	1	0	0	0	0	615	0	0	0	562	0	1,177
No	2	0	0	0	0	698	0	0	0	656	0	1,354
Don't know	8	0	0	0	0	3	0	0	0	5	0	8
No answer	9	0	0	0	0	43	0	0	0	61	0	104
Not applicable	BK	13,626	354	7,542	353	4,548	1,606	2,992	2,904	1,548	2,817	38,290

1023. What was your mother's religious preference when you were a child? Was it Protestant, Catholic, Jewish, some other religion, or no religion?

[VAR: MARELKID]

RESPONSE	PUNCH	YEAR										COL. 4428
		1972-82	1982B	1983-87	1987B	1988-91	1993	1994	1996	1998	2000	ALL
Protestant	1	0	0	0	0	810	0	0	0	704	0	1,514
Catholic	2	0	0	0	0	388	0	0	0	392	0	780
Jewish	3	0	0	0	0	30	0	0	0	22	0	52
Orthodox (such as Greek or Russian Orthodox)	4	0	0	0	0	8	0	0	0	12	0	20
Moslem	5	0	0	0	0	3	0	0	0	6	0	9
Other (please specify)	6	0	0	0	0	17	0	0	0	14	0	31
No religion	7	0	0	0	0	28	0	0	0	35	0	63
Don't know	8	0	0	0	0	54	0	0	0	62	0	116
No answer	9	0	0	0	0	21	0	0	0	37	0	58
Not applicable	BK	13,626	354	7,542	353	4,548	1,606	2,992	2,904	1,548	2,817	38,290

A. If Protestant, what specific denomination was that?

[VAR: MADENKID]

RESPONSE	PUNCH	YEAR										COL. 4429-4433
		1972-82	1982B	1983-87	1987B	1988-91	1993	1994	1996	1998	2000	ALL
BAPTIST												
American Baptist Association	10000	0	0	0	0	2	0	0	0	1	0	3
American Baptist Churches in the U.S.A	11000	0	0	0	0	0	0	0	0	0	0	0
National Baptist Convention of America	12000	0	0	0	0	0	0	0	0	0	0	0
National Baptist Convention, U.S.A., Inc	13000	0	0	0	0	0	0	0	0	0	0	0
Southern Baptist Convention	14000	0	0	0	0	34	0	0	0	42	0	76
Other Baptist Churches	15000	0	0	0	0	3	0	0	0	5	0	8
Baptist, Don't know which	18000	0	0	0	0	182	0	0	0	159	0	341
METHODIST												
African Methodist Episcopal Church	20000	0	0	0	0	3	0	0	0	27	0	30
African Methodist Episcopal Zion Church	21000	0	0	0	0	1	0	0	0	1	0	2
United Methodist Church	22000	0	0	0	0	19	0	0	0	23	0	42
Other Methodist Churches	23000	0	0	0	0	1	0	0	0	3	0	4
Methodist, Don't know which	28000	0	0	0	0	99	0	0	0	93	0	192
LUTHERAN												
American Lutheran Church	30000	0	0	0	0	6	0	0	0	1	0	7
Lutheran Church in America	31000	0	0	0	0	0	0	0	0	2	0	2
Lutheran Church--Missouri Synod	32000	0	0	0	0	4	0	0	0	3	0	7
Wisconsin Evangelical Lutheran Synod	33000	0	0	0	0	1	0	0	0	2	0	3
Other Lutheran Churches	34000	0	0	0	0	2	0	0	0	2	0	4
Evangelical Lutheran	35000	0	0	0	0	0	0	0	0	2	0	2
Lutheran, Don't know which	38000	0	0	0	0	72	0	0	0	49	0	121
PRESBYTERIAN												
Presbyterian Church in the U.S.A	40000	0	0	0	0	0	0	0	0	0	0	0
United Presbyterian Church in the U.S.A.	41000	0	0	0	0	2	0	0	0	0	0	2
Other Presbyterian Churches	42000	0	0	0	0	0	0	0	0	0	0	0
Presbyterian Church (U.S.A)	43000	0	0	0	0	2	0	0	0	0	0	2
Presbyterian, don't know which	48000	0	0	0	0	44	0	0	0	38	0	82
EPISCOPAL CHURCH												
New Testament Christian	60006	0	0	0	0	1	0	0	0	0	0	1
Moravian	60008	0	0	0	0	1	0	0	0	1	0	2
Assembly of God	60012	0	0	0	0	7	0	0	0	5	0	12
Free Will Baptist	60016	0	0	0	0	2	0	0	0	0	0	2
Independent	60024	0	0	0	0	0	0	0	0	1	0	1
Christian, Central Christian	60031	0	0	0	0	18	0	0	0	16	0	34
Christian Reform	60032	0	0	0	0	2	0	0	0	1	0	3
Christian Scientist	60033	0	0	0	0	4	0	0	0	7	0	11
Church of Christ	60035	0	0	0	0	14	0	0	0	9	0	23
Churches of God (Except with Christ and Holiness)	60036	0	0	0	0	10	0	0	0	6	0	16

RESPONSE	PUNCH	YEAR										COL. 3740-3744
		1972-82	1982B	1983-87	1987B	1988-91	1993	1994	1996	1998	2000	ALL
Church of God in Christ	60037	0	0	0	0	2	0	0	0	2	0	4
Holiness	60038	0	0	0	0	0	0	0	0	1	0	1
Congregationalist, 1st Congreg	60040	0	0	0	0	8	0	0	0	8	0	16
Covenant	60042	0	0	0	0	1	0	0	0	1	0	2
Dutch Reform	60043	0	0	0	0	1	0	0	0	0	0	1
Disciples of Christ	60044	0	0	0	0	4	0	0	0	2	0	6
Evangelical, Evangelist	60045	0	0	0	0	4	0	0	0	0	0	4
Evangelical Reform	60046	0	0	0	0	0	0	0	0	1	0	1
First Christian Disciples of Christ	60049	0	0	0	0	1	0	0	0	0	0	1
First Reformed	60050	0	0	0	0	1	0	0	0	0	0	1
First Christian	60051	0	0	0	0	4	0	0	0	1	0	5
Full Gospel	60052	0	0	0	0	1	0	0	0	3	0	4
Holiness; Church of Holiness	60056	0	0	0	0	4	0	0	0	3	0	7
Pilgrim Holiness	60057	0	0	0	0	1	0	0	0	0	0	1
Jehovah's Witnesses	60058	0	0	0	0	3	0	0	0	10	0	13
LDS	60059	0	0	0	0	15	0	0	0	0	0	15
LDS--Mormon	60060	0	0	0	0	1	0	0	0	0	0	1
LDS--Reorganized	60061	0	0	0	0	1	0	0	0	0	0	1
LDS--Jesus Christ; Church of Jesus LDS	60062	0	0	0	0	2	0	0	0	1	0	3
Mennonite	60063	0	0	0	0	3	0	0	0	0	0	3
Mormon	60064	0	0	0	0	4	0	0	0	8	0	12
Nazarene	60065	0	0	0	0	2	0	0	0	2	0	4
Pentecostal Assembly of God	60066	0	0	0	0	1	0	0	0	0	0	1
Pentecostal	60068	0	0	0	0	17	0	0	0	8	0	25
Quaker	60070	0	0	0	0	2	0	0	0	0	0	2
Reformed	60071	0	0	0	0	1	0	0	0	1	0	2
Salvation Army	60076	0	0	0	0	0	0	0	0	1	0	1
7th Day Adventist	60077	0	0	0	0	4	0	0	0	12	0	16
Sanctified, Sanctification	60078	0	0	0	0	1	0	0	0	0	0	1
Unitarian, Universalist	60080	0	0	0	0	1	0	0	0	1	0	2
United Church of Christ	60081	0	0	0	0	3	0	0	0	4	0	7
Wesleyan	60083	0	0	0	0	1	0	0	0	1	0	2
Wesleyan Methodist-- Pilgrim	60084	0	0	0	0	1	0	0	0	1	0	2
Mission Covenant	60092	0	0	0	0	1	0	0	0	0	0	1
Missionary Baptist	60093	0	0	0	0	3	0	0	0	1	0	4
Other Fundamentalist	60097	0	0	0	0	1	0	0	0	0	0	1
Worldwide Church of God	60113	0	0	0	0	1	0	0	0	0	0	1
United Church of Canada	60119	0	0	0	0	1	0	0	0	0	0	1
Evangelical United Brethren	60120	0	0	0	0	2	0	0	0	4	0	6
Primitive Baptist	60133	0	0	0	0	1	0	0	0	0	0	1
Apostolic Church	60138	0	0	0	0	0	0	0	0	1	0	1
New Birth Christian	60141	0	0	0	0	1	0	0	0	0	0	1
NO DENOMINATION GIVEN OR NON-DENOM. CHURCH	70000	0	0	0	0	12	0	0	0	16	0	28
Don't Know	99998	0	0	0	0	13	0	0	0	20	0	33
No answer	99999	0	0	0	0	120	0	0	0	83	0	203
Not applicable BK	13,626	354	7,542	353	5,097	1,606	2,992	2,904	2,126	2,817	39,417	

1024. What was your father's religious preference when you were a child? Was it Protestant, Catholic, Jewish, some other religion, or no religion?

[VAR: PARELKID]

RESPONSE	PUNCH	YEAR										COL. 4434
		1972-82	1982B	1983-87	1987B	1988-91	1993	1994	1996	1998	2000	ALL
Protestant	1	0	0	0	0	704	0	0	0	601	0	1,305
Catholic	2	0	0	0	0	368	0	0	0	344	0	712
Jewish	3	0	0	0	0	32	0	0	0	25	0	57
Orthodox (such as Greek or Russian Orthodox)	4	0	0	0	0	9	0	0	0	7	0	16
Moslem	5	0	0	0	0	4	0	0	0	8	0	12
Other (please specify)	6	0	0	0	0	14	0	0	0	20	0	34
No religion	7	0	0	0	0	89	0	0	0	100	0	189
Don't know	8	0	0	0	0	114	0	0	0	135	0	249
No answer	9	0	0	0	0	25	0	0	0	44	0	69
Not applicable	BK	13,626	354	7,542	353	4,548	1,606	2,992	2,904	1,548	2,817	38,290

A. If Protestant, what specific denomination was that?

[VAR: PADENKID]

RESPONSE	PUNCH	YEAR										COL. 4435-4439
		1972-82	1982B	1983-87	1987B	1988-91	1993	1994	1996	1998	2000	
BAPTIST												
American Baptist Association	10000	0	0	0	0	2	0	0	0	1	0	3
American Baptist Churches in the U.S.A	11000	0	0	0	0	0	0	0	0	0	0	0
National Baptist Convention of America	12000	0	0	0	0	0	0	0	0	0	0	0
National Baptist Convention, U.S.A., Inc	13000	0	0	0	0	0	0	0	0	0	0	0
Southern Baptist Convention	14000	0	0	0	0	28	0	0	0	34	0	62
Other Baptist Churches	15000	0	0	0	0	1	0	0	0	4	0	5
Baptist, Don't know which	18000	0	0	0	0	163	0	0	0	141	0	304
METHODIST												
African Methodist Episcopal Church	20000	0	0	0	0	3	0	0	0	25	0	28
African Methodist Episcopal Zion Church	21000	0	0	0	0	0	0	0	0	1	0	1
United Methodist Church	22000	0	0	0	0	17	0	0	0	17	0	34
Other Methodist Churches	23000	0	0	0	0	1	0	0	0	3	0	4
Methodist, Don't know which	28000	0	0	0	0	79	0	0	0	79	0	158
LUTHERAN												
American Lutheran Church	30000	0	0	0	0	5	0	0	0	1	0	6
Lutheran Church in America	31000	0	0	0	0	0	0	0	0	0	0	0
Lutheran Church--Missouri Synod	32000	0	0	0	0	3	0	0	0	5	0	8
Wisconsin Evangelical Lutheran Synod	33000	0	0	0	0	1	0	0	0	2	0	3
Other Lutheran Churches	34000	0	0	0	0	2	0	0	0	1	0	3
Evangelical Lutheran, Don't know which	35000	0	0	0	0	0	0	0	0	4	0	4
Evangelical Lutheran, Don't know which	38000	0	0	0	0	64	0	0	0	48	0	112
PRESBYTERIAN												
Presbyterian Church in the U.S.A	40000	0	0	0	0	0	0	0	0	0	0	0
United Presbyterian Church in the U.S.A	41000	0	0	0	0	2	0	0	0	0	0	2
Other Presbyterian Churches	42000	0	0	0	0	2	0	0	0	0	0	2
Presbyterian Church (U.S.A)	43000	0	0	0	0	1	0	0	0	0	0	1
Presbyterian, don't know which	48000	0	0	0	0	39	0	0	0	28	0	67
EPISCOPAL CHURCH	50000	0	0	0	0	22	0	0	0	5	0	27
Moravian	60008	0	0	0	0	0	0	0	0	2	0	2
Assembly of God	60012	0	0	0	0	7	0	0	0	5	0	12
Apostolic	60014	0	0	0	0	0	0	0	0	1	0	1
Free Will Baptist	60016	0	0	0	0	2	0	0	0	0	0	2
Brethren Church	60020	0	0	0	0	0	0	0	0	1	0	1

RESPONSE	PUNCH	YEAR										COL. 4435-4439
		1972-82	1982B	1983-87	1987B	1988-91	1993	1994	1996	1998	2000	ALL
United Brethren, United Brethren in Christ . . .	60023	0	0	0	0	1	0	0	0	0	0	1
Christian; Central Christian	60031	0	0	0	0	18	0	0	0	9	0	27
Christian Reform	60032	0	0	0	0	2	0	0	0	1	0	3
Christian Scientist	60033	0	0	0	0	1	0	0	0	4	0	5
Church of Christ	60035	0	0	0	0	11	0	0	0	9	0	20
Churches of God (Except with Christ and Holiness) . . .	60036	0	0	0	0	6	0	0	0	4	0	10
Church of God in Christ . . .	60037	0	0	0	0	1	0	0	0	1	0	2
Congregationalist, 1st Congreg	60040	0	0	0	0	9	0	0	0	9	0	18
Community Church	60041	0	0	0	0	0	0	0	0	1	0	1
Covenant	60042	0	0	0	0	1	0	0	0	0	0	1
Disciples of Christ	60044	0	0	0	0	2	0	0	0	2	0	4
Evangelical, Evangelist . . .	60045	0	0	0	0	0	0	0	0	1	0	1
First Church	60048	0	0	0	0	0	0	0	0	1	0	1
First Christian Disciples of Christ . . .	60049	0	0	0	0	1	0	0	0	0	0	1
First Reformed	60050	0	0	0	0	1	0	0	0	0	0	1
First Christian	60051	0	0	0	0	4	0	0	0	2	0	6
Full Gospel	60052	0	0	0	0	0	0	0	0	2	0	2
Holiness; Church of Holiness	60056	0	0	0	0	2	0	0	0	3	0	5
Jehovah's Witnesses	60058	0	0	0	0	1	0	0	0	5	0	6
LDS	60059	0	0	0	0	12	0	0	0	0	0	12
LDS--Mormon	60060	0	0	0	0	2	0	0	0	0	0	2
LDS--Reorganized	60061	0	0	0	0	1	0	0	0	1	0	2
LDS--Jesus Christ; Church of Jesus LDS	60062	0	0	0	0	2	0	0	0	1	0	3
Mennonite	60063	0	0	0	0	3	0	0	0	0	0	3
Mormon	60064	0	0	0	0	3	0	0	0	5	0	8
Nazarene	60065	0	0	0	0	2	0	0	0	3	0	5
Pentecostal Assembly of God	60066	0	0	0	0	1	0	0	0	0	0	1
Pentecostal	60068	0	0	0	0	8	0	0	0	7	0	15
Quaker	60070	0	0	0	0	1	0	0	0	0	0	1
Reformed	60071	0	0	0	0	1	0	0	0	2	0	3
7th Day Adventist	60077	0	0	0	0	4	0	0	0	5	0	9
Unitarian, Universalist . . .	60080	0	0	0	0	3	0	0	0	0	0	3
United Church of Christ . . .	60081	0	0	0	0	2	0	0	0	1	0	3
United Church, Unity Church	60082	0	0	0	0	1	0	0	0	0	0	1
Wesleyan	60083	0	0	0	0	1	0	0	0	1	0	2
Wesleyan Methodist--Pilgrim	60084	0	0	0	0	1	0	0	0	1	0	2
Mission Covenant	60092	0	0	0	0	1	0	0	0	0	0	1
Missionary Baptist	60093	0	0	0	0	3	0	0	0	1	0	4
Worldwide Church of God . . .	60113	0	0	0	0	1	0	0	0	0	0	1
United Church of Canada . . .	60119	0	0	0	0	1	0	0	0	0	0	1
Evangelical United Brethren	60120	0	0	0	0	1	0	0	0	3	0	4
Primitive Baptist	60133	0	0	0	0	1	0	0	0	0	0	1
Apostolic Church	60138	0	0	0	0	0	0	0	0	1	0	1
Zwinglian	60150	0	0	0	0	0	0	0	0	1	0	1
NO DENOMINATION GIVEN OR NON-DENOM. CHURCH . . .	70000	0	0	0	0	10	0	0	0	7	0	17
Don't Know	99998	0	0	0	0	13	0	0	0	17	0	30
No answer	99999	0	0	0	0	120	0	0	0	82	0	202
Not applicable BK		13,626	354	7,542	353	5,203	1,606	2,992	2,904	2,230	2,817	39,627

1025. What religion, if any, were you raised in? Was it Protestant, Catholic, Jewish, some other religion, or no religion?

[VAR: RELIGKID]

RESPONSE	PUNCH	YEAR										COL. 4440
		1972-82	1982B	1983-87	1987B	1988-91	1993	1994	1996	1998	2000	ALL
Protestant	1	0	0	0	0	813	0	0	0	684	0	1,497
Catholic	2	0	0	0	0	395	0	0	0	390	0	785
Jewish	3	0	0	0	0	29	0	0	0	23	0	52
Orthodox (such as Greek or Russian Orthodox)	4	0	0	0	0	8	0	0	0	9	0	17
Moslem	5	0	0	0	0	3	0	0	0	6	0	9
Other (please specify)	6	0	0	0	0	21	0	0	0	22	0	43
No religion	7	0	0	0	0	46	0	0	0	62	0	108
Don't know	8	0	0	0	0	24	0	0	0	23	0	47
No answer	9	0	0	0	0	20	0	0	0	65	0	85
Not applicable	BK	13,626	354	7,542	353	4,548	1,606	2,992	2,904	1,548	2,817	38,290

A. If Protestant, what specific denomination was that?

[VAR: DENKID]

RESPONSE	PUNCH	YEAR										COL. 4441-4445
		1972-82	1982B	1983-87	1987B	1988-91	1993	1994	1996	1998	2000	ALL
BAPTIST												
American Baptist Association	10000	0	0	0	0	22	0	0	0	1	0	23
American Baptist Churches in the U.S.A	11000	0	0	0	0	7	0	0	0	0	0	7
National Baptist Convention of America	12000	0	0	0	0	5	0	0	0	0	0	5
National Baptist Convention, U.S.A., Inc	13000	0	0	0	0	0	0	0	0	0	0	0
Southern Baptist Convention	14000	0	0	0	0	94	0	0	0	42	0	136
Other Baptist Churches	15000	0	0	0	0	9	0	0	0	4	0	13
Baptist, Don't know which	18000	0	0	0	0	92	0	0	0	165	0	257
METHODIST												
African Methodist Episcopal Church	20000	0	0	0	0	11	0	0	0	28	0	39
African Methodist Episcopal Zion Church	21000	0	0	0	0	3	0	0	0	1	0	4
United Methodist Church	22000	0	0	0	0	87	0	0	0	25	0	112
Other Methodist Churches	23000	0	0	0	0	2	0	0	0	2	0	4
Methodist, Don't know which	28000	0	0	0	0	27	0	0	0	79	0	106
LUTHERAN												
American Lutheran Church	30000	0	0	0	0	18	0	0	0	2	0	20
Lutheran Church in America	31000	0	0	0	0	6	0	0	0	1	0	7
Lutheran Church--Missouri Synod	32000	0	0	0	0	22	0	0	0	5	0	27
Wisconsin Evangelical Lutheran Synod	33000	0	0	0	0	3	0	0	0	2	0	5
Other Lutheran Churches	34000	0	0	0	0	7	0	0	0	1	0	8
Evangelical Lutheran	35000	0	0	0	0	5	0	0	0	4	0	9
Lutheran, Don't know which	38000	0	0	0	0	21	0	0	0	47	0	68
PRESBYTERIAN												
Presbyterian Church in the U.S.A	40000	0	0	0	0	10	0	0	0	0	0	10
United Presbyterian Church in the U.S.A	41000	0	0	0	0	21	0	0	0	1	0	22
Other Presbyterian Churches	42000	0	0	0	0	3	0	0	0	0	0	3
Presbyterian Church (U.S.A)	43000	0	0	0	0	5	0	0	0	0	0	5
Presbyterian, Don't know which	48000	0	0	0	0	16	0	0	0	39	0	55
EPISCOPAL CHURCH	50000	0	0	0	0	24	0	0	0	9	0	33
Moravian	60008	0	0	0	0	1	0	0	0	1	0	2
Assembly of God	60012	0	0	0	0	10	0	0	0	4	0	14
Free Methodist	60013	0	0	0	0	2	0	0	0	0	0	2
African Methodist	60015	0	0	0	0	1	0	0	0	0	0	1
Free Will Baptist	60016	0	0	0	0	3	0	0	0	0	0	3
Brethren Church	60020	0	0	0	0	0	0	0	0	1	0	1
United Brethren, United Brethren in Christ	60023	0	0	0	0	1	0	0	0	0	0	1
Independent	60024	0	0	0	0	0	0	0	0	1	0	1
Christian; Central Christian	60031	0	0	0	0	17	0	0	0	17	0	34

RESPONSE	PUNCH	YEAR										COL. 4441-4445
		1972-82	1982B	1983-87	1987B	1988-91	1993	1994	1996	1998	2000	ALL
Christian Reform	60032	0	0	0	0	2	0	0	0	1	0	3
Christian Scientist	60033	0	0	0	0	4	0	0	0	3	0	7
Church of Christ	60035	0	0	0	0	14	0	0	0	15	0	29
Churches of God (Except with												
Christ and Holiness)	60036	0	0	0	0	9	0	0	0	3	0	12
Church of God in Christ	60037	0	0	0	0	2	0	0	0	1	0	3
Holiness	60038	0	0	0	0	0	0	0	0	2	0	2
Congregationalist,												
1st Congreg	60040	0	0	0	0	6	0	0	0	9	0	15
Covenant	60042	0	0	0	0	1	0	0	0	1	0	2
Dutch Reform	60043	0	0	0	0	1	0	0	0	0	0	1
Disciples of Christ	60044	0	0	0	0	5	0	0	0	3	0	8
Evangelical, Evangelist	60045	0	0	0	0	3	0	0	0	0	0	3
Evangelist Free Church	60047	0	0	0	0	1	0	0	0	0	0	1
First Christian												
Disciples of Christ	60049	0	0	0	0	1	0	0	0	0	0	1
First Reformed	60050	0	0	0	0	1	0	0	0	0	0	1
First Christian	60051	0	0	0	0	4	0	0	0	3	0	7
Full Gospel	60052	0	0	0	0	0	0	0	0	3	0	3
Holiness; Church of												
Holiness	60056	0	0	0	0	7	0	0	0	3	0	10
Jehovah's Witnesses	60058	0	0	0	0	3	0	0	0	7	0	10
LDS	60059	0	0	0	0	17	0	0	0	0	0	17
LDS--Mormon	60060	0	0	0	0	2	0	0	0	0	0	2
LDS--Reorganized	60061	0	0	0	0	1	0	0	0	0	0	1
LDS--Jesus Christ; Church of												
Jesus LDS	60062	0	0	0	0	2	0	0	0	0	0	2
Mennonite	60063	0	0	0	0	4	0	0	0	0	0	4
Mormon	60064	0	0	0	0	3	0	0	0	7	0	10
Nazarene	60065	0	0	0	0	4	0	0	0	4	0	8
Pentecostal Assembly of												
God	60066	0	0	0	0	1	0	0	0	0	0	1
Pentecostal	60068	0	0	0	0	14	0	0	0	9	0	23
Quaker	60070	0	0	0	0	1	0	0	0	0	0	1
Reformed	60071	0	0	0	0	1	0	0	0	1	0	2
7th Day Adventist	60077	0	0	0	0	4	0	0	0	12	0	16
Sanctified, Sanctification	60078	0	0	0	0	1	0	0	0	0	0	1
Unitarian, Universalist	60080	0	0	0	0	2	0	0	0	1	0	3
United Church of Christ	60081	0	0	0	0	3	0	0	0	4	0	7
Wesleyan	60083	0	0	0	0	2	0	0	0	1	0	3
Wesleyan Methodist--												
Pilgrim	60084	0	0	0	0	1	0	0	0	1	0	2
Mission Covenant	60092	0	0	0	0	1	0	0	0	0	0	1
Missionary Baptist	60093	0	0	0	0	6	0	0	0	1	0	7
Evangelical Methodist	60112	0	0	0	0	1	0	0	0	0	0	1
Worldwide Church of God	60113	0	0	0	0	1	0	0	0	0	0	1
United Church of Canada	60119	0	0	0	0	1	0	0	0	0	0	1
Evangelical United												
Brethren	60120	0	0	0	0	1	0	0	0	2	0	3
Apostolic Church	60138	0	0	0	0	0	0	0	0	1	0	1
New Birth Christian	60141	0	0	0	0	1	0	0	0	0	0	1
Polish Catholic	60149	0	0	0	0	0	0	0	0	1	0	1
NO DENOMINATION GIVEN												
OR NON-DENOM. CHURCH	70000	0	0	0	0	13	0	0	0	10	0	23
Don't Know	99998	0	0	0	0	6	0	0	0	11	0	17
No answer	99999	0	0	0	0	100	0	0	0	147	0	247
Not applicable BK	13,626	354	7,542	353	5,094	1,606	2,992	2,904	2,083	2,817	39,371	

1026. What is your husband's/wife's religious preference? Is it Protestant, Catholic, Jewish, some other religion, or no religion?

[VAR: RELIGSP]

RESPONSE	PUNCH	YEAR										COL. 4446
		1972-82	1982B	1983-87	1987B	1988-91	1993	1994	1996	1998	2000	ALL
Protestant	1	0	0	0	0	413	0	0	0	331	0	744
Catholic	2	0	0	0	0	207	0	0	0	137	0	344
Jewish	3	0	0	0	0	16	0	0	0	17	0	33
Orthodox (such as Greek or Russian Orthodox	4	0	0	0	0	1	0	0	0	6	0	7
Moslem	5	0	0	0	0	1	0	0	0	3	0	4
Other (please specify)	6	0	0	0	0	9	0	0	0	9	0	18
No religion	7	0	0	0	0	47	0	0	0	59	0	106
Don't know	8	0	0	0	0	12	0	0	0	21	0	33
No answer	9	0	0	0	0	12	0	0	0	28	0	40
Not applicable	BK	13,626	354	7,542	353	5,189	1,606	2,992	2,904	2,221	2,817	39,604

A. If Protestant, what specific denomination was that?

[VAR: DENSP]

RESPONSE	PUNCH	YEAR										COL. 4447-4451
		1972-82	1982B	1983-87	1987B	1988-91	1993	1994	1996	1998	2000	ALL
BAPTIST												
American Baptist Association	10000	0	0	0	0	11	0	0	0	0	0	11
American Baptist Churches in the U.S.A	11000	0	0	0	0	2	0	0	0	0	0	2
National Baptist Convention of America	12000	0	0	0	0	1	0	0	0	0	0	1
National Baptist Convention, U.S.A., Inc	13000	0	0	0	0	0	0	0	0	1	0	1
Southern Baptist Convention	14000	0	0	0	0	42	0	0	0	21	0	63
Other Baptist Churches	15000	0	0	0	0	8	0	0	0	7	0	15
Baptist, Don't know which	18000	0	0	0	0	45	0	0	0	70	0	115
METHODIST												
African Methodist Episcopal Church	20000	0	0	0	0	2	0	0	0	12	0	14
African Methodist Episcopal Zion Church	21000	0	0	0	0	0	0	0	0	0	0	0
United Methodist Church	22000	0	0	0	0	32	0	0	0	6	0	38
Other Methodist Churches	23000	0	0	0	0	0	0	0	0	1	0	1
Methodist, Don't know which	28000	0	0	0	0	10	0	0	0	28	0	38
LUTHERAN												
American Lutheran Church	30000	0	0	0	0	6	0	0	0	2	0	8
Lutheran Church in America	31000	0	0	0	0	3	0	0	0	0	0	3
Lutheran Church--Missouri Synod	32000	0	0	0	0	4	0	0	0	4	0	8
Wisconsin Evangelical Lutheran Synod	33000	0	0	0	0	0	0	0	0	1	0	1
Other Lutheran Churches	34000	0	0	0	0	0	0	0	0	1	0	1
Evangelical Lutheran	35000	0	0	0	0	6	0	0	0	0	0	6
Lutheran, Don't know which	38000	0	0	0	0	11	0	0	0	39	0	50
PRESBYTERIAN												
Presbyterian Church in the U.S.A	40000	0	0	0	0	6	0	0	0	0	0	6
United Presbyterian Church in the U.S.A	41000	0	0	0	0	9	0	0	0	0	0	9
Other Presbyterian Churches	42000	0	0	0	0	2	0	0	0	0	0	2
Presbyterian Church (U.S.A)	43000	0	0	0	0	2	0	0	0	0	0	2
Presbyterian, Don't know which	48000	0	0	0	0	14	0	0	0	12	0	26
EPISCOPAL CHURCH Evangelical	50000	0	0	0	0	13	0	0	0	2	0	15
Congregational	60002	0	0	0	0	1	0	0	0	0	0	1
Ind. Bible, Bible, Bible Fellowship	60003	0	0	0	0	1	0	0	0	0	0	1
Christian & Missionary Alliance	60009	0	0	0	0	1	0	0	0	1	0	2
Assembly of God	60012	0	0	0	0	2	0	0	0	3	0	5
Free Will Baptist	60016	0	0	0	0	2	0	0	0	0	0	2
Nazarene Holiness	60018	0	0	0	0	0	0	0	0	1	0	1
Brethren Church, Brethren	60020	0	0	0	0	1	0	0	0	1	0	2
United Brethren, United Brethren in Christ	60023	0	0	0	0	1	0	0	0	0	0	1

RESPONSE	PUNCH	YEAR										COL. 4447-4451
		1972-82	1982B	1983-87	1987B	1988-91	1993	1994	1996	1998	2000	ALL
Independent	60024	0	0	0	0	1	0	0	0	0	0	1
Christian; Central												
Christian	60031	0	0	0	0	11	0	0	0	8	0	19
Christian Reform	60032	0	0	0	0	0	0	0	0	1	0	1
Christian Scientist	60033	0	0	0	0	1	0	0	0	0	0	1
Church of Christ	60035	0	0	0	0	8	0	0	0	7	0	15
Churches of God (Except with												
Christ and Holiness)	60036	0	0	0	0	4	0	0	0	2	0	6
Church of God in Christ	60037	0	0	0	0	1	0	0	0	0	0	1
Congregationalist,												
1st Congreg	60040	0	0	0	0	3	0	0	0	5	0	8
Dutch Reform	60043	0	0	0	0	1	0	0	0	0	0	1
Disciples of Christ	60044	0	0	0	0	2	0	0	0	0	0	2
Evangelical, Evangelist	60045	0	0	0	0	2	0	0	0	0	0	2
Evangelical Reform	60046	0	0	0	0	0	0	0	0	1	0	1
Evangelist Free Church	60047	0	0	0	0	1	0	0	0	0	0	1
First Christian	60051	0	0	0	0	4	0	0	0	1	0	5
Holiness; Church of												
Holiness	60056	0	0	0	0	3	0	0	0	1	0	4
Pilgrim Holiness	60057	0	0	0	0	1	0	0	0	0	0	1
Jehovah's Witnesses	60058	0	0	0	0	2	0	0	0	4	0	6
LDS	60059	0	0	0	0	15	0	0	0	0	0	15
LDS--Mormon	60060	0	0	0	0	1	0	0	0	0	0	1
LDS--Reorganized	60061	0	0	0	0	1	0	0	0	0	0	1
LDS--Jesus Christ; Church of												
Jesus LDS	60062	0	0	0	0	1	0	0	0	0	0	1
Mennonite	60063	0	0	0	0	1	0	0	0	0	0	1
Mormon	60064	0	0	0	0	1	0	0	0	4	0	5
Nazarene	60065	0	0	0	0	3	0	0	0	2	0	5
Pentecostal	60068	0	0	0	0	10	0	0	0	11	0	21
Quaker	60070	0	0	0	0	1	0	0	0	1	0	2
Reformed	60071	0	0	0	0	1	0	0	0	3	0	4
7th Day Adventist	60077	0	0	0	0	3	0	0	0	4	0	7
Unitarian, Universalist	60080	0	0	0	0	3	0	0	0	2	0	5
United Church of Christ	60081	0	0	0	0	4	0	0	0	2	0	6
Wesleyan	60083	0	0	0	0	2	0	0	0	0	0	2
Missionary Baptist	60093	0	0	0	0	1	0	0	0	1	0	2
Other Fundamentalist	60097	0	0	0	0	2	0	0	0	1	0	3
Federated Church	60098	0	0	0	0	1	0	0	0	0	0	1
United Church of Canada	60119	0	0	0	0	1	0	0	0	0	0	1
Evangelical Unitarian	60120	0	0	0	0	0	0	0	0	1	0	1
Primitive Baptist	60133	0	0	0	0	1	0	0	0	0	0	1
NO DENOMINATION GIVEN												
OR NON-DENOM. CHURCH	70000	0	0	0	0	10	0	0	0	5	0	15
Don't Know	99998	0	0	0	0	2	0	0	0	4	0	6
No answer	99999	0	0	0	0	369	0	0	0	75	0	444
Not applicable	BK	13,626	354	7,542	353	5,190	1,606	2,992	2,904	2,473	2,817	39,857

1027. When you were a child, how often did your mother attend religious services?

[VAR: ATTENDMA]

RESPONSE	PUNCH	YEAR							COL. 4452-4453			
		1972-82	1982B	1983-87	1987B	1988-91	1993	1994	1996	1998	2000	ALL
Never	1	0	0	0	0	51	0	0	0	70	0	121
Less than once a year	2	0	0	0	0	52	0	0	0	44	0	96
About once or twice a year	3	0	0	0	0	82	0	0	0	82	0	164
Several times a year	4	0	0	0	0	140	0	0	0	115	0	255
About once a month	5	0	0	0	0	48	0	0	0	44	0	92
2-3 times a month	6	0	0	0	0	126	0	0	0	102	0	228
Nearly every week	7	0	0	0	0	215	0	0	0	176	0	391
Every week	8	0	0	0	0	368	0	0	0	356	0	724
Several times a week	9	0	0	0	0	114	0	0	0	126	0	240
No mother/ mother not present	10	0	0	0	0	10	0	0	0	12	0	22
Can't say/can't remember	98	0	0	0	0	96	0	0	0	91	0	187
No answer	99	0	0	0	0	57	0	0	0	66	0	123
Not applicable	BK	13,626	354	7,542	353	4,548	1,606	2,992	2,904	1,548	2,817	38,290

1028. When you were a child, how often did your father attend religious services?

[VAR: ATTENDPA]

RESPONSE	PUNCH	YEAR							COL. 4454-4455			
		1972-82	1982B	1983-87	1987B	1988-91	1993	1994	1996	1998	2000	ALL
Never	1	0	0	0	0	155	0	0	0	176	0	331
Less than once a year	2	0	0	0	0	93	0	0	0	81	0	174
About once or twice a year	3	0	0	0	0	123	0	0	0	97	0	220
Several times a year	4	0	0	0	0	132	0	0	0	87	0	219
About once a month	5	0	0	0	0	60	0	0	0	54	0	114
2-3 times a month	6	0	0	0	0	103	0	0	0	76	0	179
Nearly every week	7	0	0	0	0	150	0	0	0	129	0	279
Every week	8	0	0	0	0	267	0	0	0	250	0	517
Several times a week	9	0	0	0	0	63	0	0	0	95	0	158
No father/ father not present	10	0	0	0	0	43	0	0	0	19	0	62
Can't say/can't remember	98	0	0	0	0	134	0	0	0	168	0	302
No answer	99	0	0	0	0	36	0	0	0	52	0	88
Not applicable	BK	13,626	354	7,542	353	4,548	1,606	2,992	2,904	1,548	2,817	38,290

1029. And what about when you were around 11 or 12, how often did you attend religious services then?

[VAR: ATTEND12]

RESPONSE	PUNCH	YEAR										COL. 4456-4457
		1972-82	1982B	1983-87	1987B	1988-91	1993	1994	1996	1998	2000	
Never	1	0	0	0	0	53	0	0	0	79	0	132
Less than once a year	2	0	0	0	0	31	0	0	0	39	0	70
About once or twice a year	3	0	0	0	0	62	0	0	0	43	0	105
Several times a year	4	0	0	0	0	113	0	0	0	92	0	205
About once a month	5	0	0	0	0	50	0	0	0	62	0	112
2-3 times a month	6	0	0	0	0	131	0	0	0	114	0	245
Nearly every week	7	0	0	0	0	299	0	0	0	235	0	534
Every week	8	0	0	0	0	435	0	0	0	393	0	828
Several times a week	9	0	0	0	0	124	0	0	0	141	0	265
Can't say/can't remember	98	0	0	0	0	37	0	0	0	38	0	75
No answer	99	0	0	0	0	24	0	0	0	48	0	72
Not applicable	BK	13,626	354	7,542	353	4,548	1,606	2,992	2,904	1,548	2,817	38,290

1030. Now thinking about the present, about how often do you pray?

[VAR: PRAYFREQ]

RESPONSE	PUNCH	YEAR										COL. 4458-4459
		1972-82	1982B	1983-87	1987B	1988-91	1993	1994	1996	1998	2000	
Never	1	0	0	0	0	105	0	0	0	132	0	237
Less than once a year	2	0	0	0	0	37	0	0	0	41	0	78
About once or twice a year	3	0	0	0	0	73	0	0	0	41	0	114
Several times a year	4	0	0	0	0	110	0	0	0	54	0	164
About once a month	5	0	0	0	0	65	0	0	0	49	0	114
2-3 times a month	6	0	0	0	0	71	0	0	0	57	0	128
Nearly every week	7	0	0	0	0	77	0	0	0	62	0	139
Every week	8	0	0	0	0	61	0	0	0	63	0	124
Several times a week	9	0	0	0	0	166	0	0	0	164	0	330
Once a day	10	0	0	0	0	289	0	0	0	306	0	595
Several times a day	11	0	0	0	0	271	0	0	0	275	0	546
Can't say/can't remember	98	0	0	0	0	1	0	0	0	0	0	1
No answer	99	0	0	0	0	33	0	0	0	40	0	73
Not applicable	BK	13,626	354	7,542	353	4,548	1,606	2,992	2,904	1,548	2,817	38,290

1031. How often do you take part in the activities and organizations of a church or place of worship other than attending services?

[VAR: RELACTIV]

RESPONSE	PUNCH	YEAR									COL. 4460-4461	
		1972-82	1982B	1983-87	1987B	1988-91	1993	1994	1996	1998	2000	ALL
Never	1	0	0	0	0	507	0	0	0	471	0	978
Less than once a year	2	0	0	0	0	160	0	0	0	147	0	307
About once or twice a year	3	0	0	0	0	171	0	0	0	136	0	307
Several times a year	4	0	0	0	0	128	0	0	0	131	0	259
About once a month	5	0	0	0	0	83	0	0	0	64	0	147
2-3 times a month	6	0	0	0	0	82	0	0	0	66	0	148
Nearly every week	7	0	0	0	0	61	0	0	0	54	0	115
Every week	8	0	0	0	0	89	0	0	0	88	0	177
Several times a week	9	0	0	0	0	48	0	0	0	66	0	114
Once a day	10	0	0	0	0	0	0	0	0	8	0	8
Several times a day	11	0	0	0	0	0	0	0	0	8	0	8
Don't know	98	0	0	0	0	0	0	0	0	1	0	1
No answer	99	0	0	0	0	30	0	0	0	44	0	74
Not applicable	BK	13,626	354	7,542	353	4,548	1,606	2,992	2,904	1,548	2,817	38,290

1032. Would you describe yourself as. . .

[VAR: FEELREL]

RESPONSE	PUNCH	YEAR									COL. 4462	
		1972-82	1982B	1983-87	1987B	1988-91	1993	1994	1996	1998	2000	ALL
Extremely religious	1	0	0	0	0	61	0	0	0	83	0	144
Very religious	2	0	0	0	0	284	0	0	0	234	0	518
Somewhat religious	3	0	0	0	0	620	0	0	0	603	0	1,223
Neither religious nor non-religious	4	0	0	0	0	219	0	0	0	121	0	340
Somewhat non-religious	5	0	0	0	0	52	0	0	0	59	0	111
Very non-religious	6	0	0	0	0	38	0	0	0	46	0	84
Extremely non-religious	7	0	0	0	0	32	0	0	0	56	0	88
Can't choose	8	0	0	0	0	28	0	0	0	40	0	68
No answer	9	0	0	0	0	25	0	0	0	42	0	67
Not applicable	BK	13,626	354	7,542	353	4,548	1,606	2,992	2,904	1,548	2,817	38,290

1033. In your opinion, should there be daily prayers in all public schools?

[VAR: SCHLPRAY]

RESPONSE	PUNCH	YEAR									COL. 4463	
		1972-82	1982B	1983-87	1987B	1988-91	1993	1994	1996	1998	2000	ALL
Yes, definitely	1	0	0	0	0	466	0	0	0	0	0	466
Yes, probably	2	0	0	0	0	300	0	0	0	0	0	300
No, probably	3	0	0	0	0	201	0	0	0	0	0	201
No, definitely	4	0	0	0	0	236	0	0	0	0	0	236
Can't choose	8	0	0	0	0	135	0	0	0	0	0	135
No answer	9	0	0	0	0	21	0	0	0	0	0	21
Not applicable	BK	13,626	354	7,542	353	4,548	1,606	2,992	2,904	2,832	2,817	39,574

1034. Do you agree or disagree with the following statements. . .

A. Right and wrong should be based on God's laws.

[VAR: GODRIGHT]

RESPONSE	PUNCH	YEAR										COL. 4465
		1972-82	1982B	1983-87	1987B	1988-91	1993	1994	1996	1998	2000	ALL
Strongly agree	1	0	0	0	0	358	0	0	0	0	0	358
Agree	2	0	0	0	0	361	0	0	0	0	0	361
Neither agree nor disagree .	3	0	0	0	0	269	0	0	0	0	0	269
Disagree	4	0	0	0	0	155	0	0	0	0	0	155
Strongly disagree	5	0	0	0	0	115	0	0	0	0	0	115
Can't choose	8	0	0	0	0	60	0	0	0	0	0	60
No answer	9	0	0	0	0	41	0	0	0	0	0	41
Not applicable	BK	13,626	354	7,542	353	4,548	1,606	2,992	2,904	2,832	2,817	39,574

B. Right and wrong should be decided by society.

[VAR: SOCRIGHT]

RESPONSE	PUNCH	YEAR										COL. 4466
		1972-82	1982B	1983-87	1987B	1988-91	1993	1994	1996	1998	2000	ALL
Strongly agree	1	0	0	0	0	113	0	0	0	0	0	113
Agree	2	0	0	0	0	418	0	0	0	0	0	418
Neither agree nor disagree .	3	0	0	0	0	309	0	0	0	0	0	309
Disagree	4	0	0	0	0	241	0	0	0	0	0	241
Strongly disagree	5	0	0	0	0	142	0	0	0	0	0	142
Can't choose	8	0	0	0	0	59	0	0	0	0	0	59
No answer	9	0	0	0	0	77	0	0	0	0	0	77
Not applicable	BK	13,626	354	7,542	353	4,548	1,606	2,992	2,904	2,832	2,817	39,574

C. Right and wrong should be a matter of personal conscience.

[VAR: PERRIGHT]

RESPONSE	PUNCH	YEAR										COL. 4467
		1972-82	1982B	1983-87	1987B	1988-91	1993	1994	1996	1998	2000	ALL
Strongly agree	1	0	0	0	0	180	0	0	0	0	0	180
Agree	2	0	0	0	0	393	0	0	0	0	0	393
Neither agree nor disagree .	3	0	0	0	0	255	0	0	0	0	0	255
Disagree	4	0	0	0	0	211	0	0	0	0	0	211
Strongly disagree	5	0	0	0	0	188	0	0	0	0	0	188
Can't choose	8	0	0	0	0	60	0	0	0	0	0	60
No answer	9	0	0	0	0	72	0	0	0	0	0	72
Not applicable	BK	13,626	354	7,542	353	4,548	1,606	2,992	2,904	2,832	2,817	39,574

1035. Some books or films offend people who have strong religious beliefs. Should books and films that attack religions be prohibited by law or should they be allowed?

[VAR: ANTIREL]

RESPONSE	PUNCH	YEAR									COL. 4468	
		1972-82	1982B	1983-87	1987B	1988-91	1993	1994	1996	1998	2000	ALL
Definitely should be prohibited	1	0	0	0	0	184	0	0	0	0	0	184
Probably should be prohibited	2	0	0	0	0	211	0	0	0	0	0	211
Probably should be allowed	3	0	0	0	0	409	0	0	0	0	0	409
Definitely should be allowed	4	0	0	0	0	373	0	0	0	0	0	373
Can't choose	8	0	0	0	0	158	0	0	0	0	0	158
No answer	9	0	0	0	0	24	0	0	0	0	0	24
Not applicable	BK	13,626	354	7,542	353	4,548	1,606	2,992	2,904	2,832	2,817	39,574

1036. How often do you think that people would try to take advantage of you if they got the chance and how often would they try to be fair?

[VAR: BEFAIR]

RESPONSE	PUNCH	YEAR									COL. 4469	
		1972-82	1982B	1983-87	1987B	1988-91	1993	1994	1996	1998	2000	ALL
Try to take advantage almost all of the time . . .	1	0	0	0	0	0	0	0	0	123	0	123
Try to take advantage most of the time	2	0	0	0	0	0	0	0	0	321	0	321
Try to be fair most of the time	3	0	0	0	0	0	0	0	0	581	0	581
Try to be fair almost all fo the time	4	0	0	0	0	0	0	0	0	166	0	166
Can't choose	8	0	0	0	0	0	0	0	0	64	0	64
No answer	9	0	0	0	0	0	0	0	0	29	0	29
Not applicable	BK	13,626	354	7,542	353	5,907	1,606	2,992	2,904	1,548	2,817	39,649

1037. Generally speaking, would you say that people can be trusted or that you can't be too careful in dealing with people?

[VAR: CANTRUST]

RESPONSE	PUNCH	YEAR										COL. 4470
		1972-82	1982B	1983-87	1987B	1988-91	1993	1994	1996	1998	2000	ALL
People can almost always be trusted	1	0	0	0	0	0	0	0	0	67	0	67
People can usually be trusted	2	0	0	0	0	0	0	0	0	538	0	538
You usually can't be too careful in dealing with people	3	0	0	0	0	0	0	0	0	494	0	494
You almost always can't be too careful in dealing with people	4	0	0	0	0	0	0	0	0	117	0	117
Can't choose	8	0	0	0	0	0	0	0	0	37	0	37
No answer	9	0	0	0	0	0	0	0	0	31	0	31
Not applicable	BK	13,626	354	7,542	353	5,907	1,606	2,992	2,904	1,548	2,817	39,649

1038. We trust too much in science and not enough in religious faith.

[VAR: TRUSTSCI]

RESPONSE	PUNCH	YEAR										COL. 4471
		1972-82	1982B	1983-87	1987B	1988-91	1993	1994	1996	1998	2000	ALL
Strongly agree	1	0	0	0	0	0	0	0	0	106	0	106
Agree	2	0	0	0	0	0	0	0	0	270	0	270
Neither agree nor disagree	3	0	0	0	0	0	0	0	0	329	0	329
Disagree	4	0	0	0	0	0	0	0	0	347	0	347
Strongly disagree	5	0	0	0	0	0	0	0	0	155	0	155
Can't choose	8	0	0	0	0	0	0	0	0	42	0	42
No answer	9	0	0	0	0	0	0	0	0	35	0	35
Not applicable	BK	13,626	354	7,542	353	5,907	1,606	2,992	2,904	1,548	2,817	39,649

1039. Do you agree or disagree with the following statements?

A. Looking around the world, religions bring more conflict than peace.

[VAR: RELIGCON]

RESPONSE	PUNCH	YEAR										COL. 4472
		1972-82	1982B	1983-87	1987B	1988-91	1993	1994	1996	1998	2000	ALL
Strongly agree	1	0	0	0	0	0	0	0	0	101	0	101
Agree	2	0	0	0	0	0	0	0	0	324	0	324
Neither agree nor disagree	3	0	0	0	0	0	0	0	0	257	0	257
Disagree	4	0	0	0	0	0	0	0	0	407	0	407
Strongly disagree	5	0	0	0	0	0	0	0	0	114	0	114
Can't choose	8	0	0	0	0	0	0	0	0	39	0	39
No answer	9	0	0	0	0	0	0	0	0	42	0	42
Not applicable	BK	13,626	354	7,542	353	5,907	1,606	2,992	2,904	1,548	2,817	39,649

B. People with very strong religious beliefs are often too intolerant of others.

[VAR: RELIGINT]

RESPONSE	PUNCH	YEAR										COL. 4473
		1972-82	1982B	1983-87	1987B	1988-91	1993	1994	1996	1998	2000	ALL
Strongly agree	1	0	0	0	0	0	0	0	0	149	0	149
Agree	2	0	0	0	0	0	0	0	0	433	0	433
Neither agree nor disagree .	3	0	0	0	0	0	0	0	0	272	0	272
Disagree	4	0	0	0	0	0	0	0	0	269	0	269
Strongly disagree	5	0	0	0	0	0	0	0	0	66	0	66
Can't choose	8	0	0	0	0	0	0	0	0	53	0	53
No answer	9	0	0	0	0	0	0	0	0	42	0	42
Not applicable	BK	13,626	354	7,542	353	5,907	1,606	2,992	2,904	1,548	2,817	39,649

C. The U.S. would be a better country if religion had less influence.

[VAR: RELIGINF]

RESPONSE	PUNCH	YEAR										COL. 4474
		1972-82	1982B	1983-87	1987B	1988-91	1993	1994	1996	1998	2000	ALL
Strongly agree	1	0	0	0	0	0	0	0	0	51	0	51
Agree	2	0	0	0	0	0	0	0	0	131	0	131
Neither agree nor disagree .	3	0	0	0	0	0	0	0	0	321	0	321
Disagree	4	0	0	0	0	0	0	0	0	479	0	479
Strongly disagree	5	0	0	0	0	0	0	0	0	209	0	209
Can't choose	8	0	0	0	0	0	0	0	0	49	0	49
No answer	9	0	0	0	0	0	0	0	0	44	0	44
Not applicable	BK	13,626	354	7,542	353	5,907	1,606	2,992	2,904	1,548	2,817	39,649

1040. Have you done any voluntary activity in the past 12 months in any of the following areas? Voluntary activity is unpaid work, not just belonging to an organization or group. It should be of service or benefit to other people or the community and not only to one's family or personal friends. During the last 12 months did you do volunteer work in any of the following areas:

A. Political activities (helping political parties, political movements, election campaigns, etc.)

[VAR: VOLWKPOL]

RESPONSE	PUNCH	YEAR										COL. 4475
		1972-82	1982B	1983-87	1987B	1988-91	1993	1994	1996	1998	2000	ALL
No	1	0	0	0	0	0	0	0	0	1,102	0	1,102
Yes, once or twice	2	0	0	0	0	0	0	0	0	81	0	81
Yes, 3-5 times	3	0	0	0	0	0	0	0	0	22	0	22
Yes, 6 or more times	4	0	0	0	0	0	0	0	0	20	0	20
Can't choose	8	0	0	0	0	0	0	0	0	0	0	0
No answer	9	0	0	0	0	0	0	0	0	59	0	59
Not applicable	BK	13,626	354	7,542	353	5,907	1,606	2,992	2,904	1,548	2,817	39,649

B. Charitable activities (helping the sick, elderly, poor, etc.)

[VAR: VOLWKCHR]

RESPONSE	PUNCH	YEAR										COL. 4476
		1972-82	1982B	1983-87	1987B	1988-91	1993	1994	1996	1998	2000	ALL
No	1	0	0	0	0	0	0	0	0	752	0	752
Yes, once or twice	2	0	0	0	0	0	0	0	0	251	0	251
Yes, 3-5 times	3	0	0	0	0	0	0	0	0	119	0	119
Yes, 6 or more times	4	0	0	0	0	0	0	0	0	105	0	105
Can't choose	8	0	0	0	0	0	0	0	0	0	0	0
No answer	9	0	0	0	0	0	0	0	0	57	0	57
Not applicable	BK	13,626	354	7,542	353	5,907	1,606	2,992	2,904	1548	2,817	39,649

C. Religious and church related activities (helping churches and religious groups)

[VAR: VOLWKREL]

RESPONSE	PUNCH	YEAR										COL. 4477
		1972-82	1982B	1983-87	1987B	1988-91	1993	1994	1996	1998	2000	ALL
No	1	0	0	0	0	0	0	0	0	787	0	787
Yes, once or twice	2	0	0	0	0	0	0	0	0	191	0	191
Yes, 3-5 times	3	0	0	0	0	0	0	0	0	85	0	85
Yes, 6 or more times	4	0	0	0	0	0	0	0	0	163	0	163
Can't choose	8	0	0	0	0	0	0	0	0	0	0	0
No answer	9	0	0	0	0	0	0	0	0	58	0	58
Not applicable	BK	13,626	354	7,542	353	5,907	1,606	2,992	2,904	1,548	2,817	39,649

D. Any other kind of voluntary activities

[VAR: VOLWKOTH]

RESPONSE	PUNCH	YEAR										COL. 4478
		1972-82	1982B	1983-87	1987B	1988-91	1993	1994	1996	1998	2000	ALL
No	1	0	0	0	0	0	0	0	0	755	0	755
Yes, once or twice	2	0	0	0	0	0	0	0	0	222	0	222
Yes, 3-5 times	3	0	0	0	0	0	0	0	0	109	0	109
Yes, 6 or more times	4	0	0	0	0	0	0	0	0	138	0	138
Can't choose	8	0	0	0	0	0	0	0	0	0	0	0
No answer	9	0	0	0	0	0	0	0	0	60	0	60
Not applicable	BK	13,626	354	7,542	353	5,907	1,606	2,992	2,904	1,548	2,817	39,649

1041. Which of the following statements come closest to your own views:

[VAR: RELTRUTH]

RESPONSE	PUNCH	YEAR										COL. 4479
		1972-82	1982B	1983-87	1987B	1988-91	1993	1994	1996	1998	2000	ALL
There is very little truth in any religion	1	0	0	0	0	0	0	0	0	42	0	42
There are basic truths in many religions	2	0	0	0	0	0	0	0	0	894	0	894
There is truth in one religion	3	0	0	0	0	0	0	0	0	126	0	126
Can't choose	8	0	0	0	0	0	0	0	0	178	0	178
No answer	9	0	0	0	0	0	0	0	0	44	0	44
Not applicable	BK	13,626	354	7,542	353	5,907	1,606	2,992	2,904	1,548	2,817	39,649

1042. Suppose you were riding in a car driven by a close friend. You know he is going too fast. He hits a pedestrian. He asks you to tell the police that he was obeying the speed limit.

A. Which statement comes closest to your belief about what your friend has a right to expect from you?

[VAR: CARRIGHT]

RESPONSE	PUNCH	YEAR									COL. 4480	
		1972-82	1982B	1983-87	1987B	1988-91	1993	1994	1996	1998	2000	ALL
My friend has a DEFINITE right as a friend to expect me to testify that he was obeying the speed limit	1	0	0	0	0	0	0	0	0	23	0	23
My friend has SOME right as a friend to expect me to testify that he was obeying the speed limit	2	0	0	0	0	0	0	0	0	115	0	115
My friend has NO right as a friend to expect me to testify that he was obeying the speed limit	3	0	0	0	0	0	0	0	0	972	0	972
Can't choose	8	0	0	0	0	0	0	0	0	119	0	119
No answer	9	0	0	0	0	0	0	0	0	55	0	55
Not applicable	BK	13,626	354	7,542	353	5,907	1,606	2,992	2,904	1,548	2,817	39,649

B. What would you do in this situation?

[VAR: CARDO]

RESPONSE	PUNCH	YEAR									COL. 4481	
		1972-82	1982B	1983-87	1987B	1988-91	1993	1994	1996	1998	2000	ALL
Definitely tell the police that your friend WAS going faster than the speed limit	1	0	0	0	0	0	0	0	0	443	0	443
Probably tell the police that your friend WAS going faster than the speed limit	2	0	0	0	0	0	0	0	0	415	0	415
Probably tell the police that your friend WAS NOT going faster than the speed limit	3	0	0	0	0	0	0	0	0	103	0	103
Definitely tell the police that your friend WAS NOT going faster than the speed limit	4	0	0	0	0	0	0	0	0	17	0	17
Can't choose	8	0	0	0	0	0	0	0	0	245	0	245
No answer	9	0	0	0	0	0	0	0	0	61	0	61
Not applicable	BK	13,626	354	7,542	353	5,907	1,606	2,992	2,904	1,548	2,817	39,649

**1993 ISSP Module: Environment
(Qs. 369, 849, 1043-1064)**

1043. Which of these would you say is more important in preparing children for life...

[VAR: OBEYTHNK]

RESPONSE	PUNCH	YEAR										COL. 4485
		1972-82	1982B	1983-87	1987B	1988-91	1993	1994	1996	1998	2000	ALL
To be obedient	1	0	0	0	0	0	447	815	0	0	0	1,262
To think for themselves	2	0	0	0	0	0	997	1788	0	0	0	2,785
Can't choose	8	0	0	0	0	0	93	142	0	0	0	235
No answer	9	0	0	0	0	0	20	88	0	0	0	108
Not applicable	BK	13,626	354	7,542	353	5,907	49	159	2,904	2,832	2,817	36,543

1044. How much do you agree or disagree with each of these statements?

Private enterprise is the best way to solve America's economic problems.

[VAR: PRIVENT]

RESPONSE	PUNCH	YEAR										COL. 4486
		1972-82	1982B	1983-87	1987B	1988-91	1993	1994	1996	1998	2000	ALL
Strongly agree	1	0	0	0	0	0	221	229	0	0	175	625
Agree	2	0	0	0	0	0	541	502	0	0	377	1,420
Neither agree nor disagree	3	0	0	0	0	0	469	363	0	0	409	1,241
Disagree	4	0	0	0	0	0	189	151	0	0	138	478
Strongly disagree	5	0	0	0	0	0	19	18	0	0	31	68
Can't choose	8	0	0	0	0	0	87	87	0	0	71	245
No answer	9	0	0	0	0	0	31	36	0	0	75	142
Not applicable	BK	13,626	354	7,542	353	5,907	49	1,606	2,904	2,832	1,541	36,714

1045. A. Looking at the list below, please check a box next to the **one** thing you think should be America's **highest priority**, the most important thing it should do. America should...

[VAR: POSTMAT1]

RESPONSE	PUNCH	YEAR										COL. 4487
		1972-82	1982B	1983-87	1987B	1988-91	1993	1994	1996	1998	2000	ALL
Maintain order in the nation	1	0	0	0	0	0	434	489	0	0	412	1,335
Give people more say in government decisions	2	0	0	0	0	0	511	469	0	0	294	1,274
Fight rising prices	3	0	0	0	0	0	281	175	0	0	194	650
Protect freedom of speech	4	0	0	0	0	0	167	120	0	0	187	474
Can't choose	8	0	0	0	0	0	105	93	0	0	135	333
No answer	9	0	0	0	0	0	59	40	0	0	54	153
Not applicable	BK	13,626	354	7,542	353	5,907	49	1,606	2,904	2,832	1,541	36,714

B. And which **one** do you think should be America's **next highest priority**, the second most important thing it should do? America should...

[VAR: POSTMAT2]

RESPONSE	PUNCH	YEAR										COL. 4488
		1972-82	1982B	1983-87	1987B	1988-91	1993	1994	1996	1998	2000	ALL
Maintain order in the nation	1	0	0	0	0	0	383	361	0	0	271	1,015
Give people more say in government decisions	2	0	0	0	0	0	422	353	0	0	335	1,110
Fight rising prices	3	0	0	0	0	0	333	271	0	0	212	816
Protect freedom of speech	4	0	0	0	0	0	224	241	0	0	263	728
Can't choose	8	0	0	0	0	0	134	122	0	0	141	397
No answer	9	0	0	0	0	0	61	38	0	0	54	153
Not applicable	BK	13,626	354	7,542	353	5,907	49	1,606	2,904	2,832	1,541	36,714

REMARKS: While respondents were supposed to select different responses to these two questions, a number selected the same response twice.

1046. How much do you agree or disagree with each of these statements?

A. We believe too often in science, and not enough in feelings and faith.

[VAR: SCIFAITH]

RESPONSE	PUNCH	YEAR										COL. 4489
		1972-82	1982B	1983-87	1987B	1988-91	1993	1994	1996	1998	2000	ALL
Strongly agree	1	0	0	0	0	0	201	161	0	0	163	525
Agree	2	0	0	0	0	0	667	558	0	0	478	1,703
Neither agree nor disagree	3	0	0	0	0	0	329	313	0	0	294	936
Disagree	4	0	0	0	0	0	218	233	0	0	188	639
Strongly disagree	5	0	0	0	0	0	57	41	0	0	61	159
Can't choose	8	0	0	0	0	0	33	41	0	0	24	98
No answer	9	0	0	0	0	0	52	39	0	0	68	159
Not applicable	BK	13,626	354	7,542	353	5,907	49	1,606	2,904	2,832	1,541	36,714

B. Overall, modern science does more harm than good.

[VAR: HARMGOOD]

RESPONSE	PUNCH	YEAR										COL. 4490
		1972-82	1982B	1983-87	1987B	1988-91	1993	1994	1996	1998	2000	ALL
Strongly agree	1	0	0	0	0	0	50	38	0	49	47	184
Agree	2	0	0	0	0	0	200	165	0	127	185	677
Neither agree nor disagree	3	0	0	0	0	0	306	268	0	314	294	1,182
Disagree	4	0	0	0	0	0	686	628	0	487	457	2,258
Strongly disagree	5	0	0	0	0	0	217	205	0	215	167	804
Can't choose	8	0	0	0	0	0	38	38	0	58	37	171
No answer	9	0	0	0	0	0	60	44	0	34	89	227
Not applicable	BK	13,626	354	7,542	353	5,907	49	1,606	2,904	1,548	1,541	35,430

C. Any change humans cause in nature - no matter how scientific - is likely to make things worse.

[VAR: SCIWORSE]

RESPONSE	PUNCH	YEAR										COL. 4491
		1972-82	1982B	1983-87	1987B	1988-91	1993	1994	1996	1998	2000	ALL
Strongly agree	1	0	0	0	0	0	80	67	0	0	0	147
Agree	2	0	0	0	0	0	375	308	0	0	0	683
Neither agree nor disagree .	3	0	0	0	0	0	348	298	0	0	0	646
Disagree	4	0	0	0	0	0	543	501	0	0	0	1,044
Strongly disagree	5	0	0	0	0	0	87	111	0	0	0	198
Can't choose	8	0	0	0	0	0	66	56	0	0	0	122
No answer	9	0	0	0	0	0	58	45	0	0	0	103
Not applicable	BK	13,626	354	7,542	353	5,907	49	1,606	2,904	2,832	2,817	37,990

D. Modern science will solve our environmental problems with little change to our way of life.

[VAR: SCIGRN]

RESPONSE	PUNCH	YEAR										COL. 4492
		1972-82	1982B	1983-87	1987B	1988-91	1993	1994	1996	1998	2000	ALL
Strongly agree	1	0	0	0	0	0	36	28	0	0	35	99
Agree	2	0	0	0	0	0	257	231	0	0	219	707
Neither agree nor disagree .	3	0	0	0	0	0	301	298	0	0	335	934
Disagree	4	0	0	0	0	0	689	577	0	0	446	1,712
Strongly disagree	5	0	0	0	0	0	161	159	0	0	104	424
Can't choose	8	0	0	0	0	0	54	50	0	0	56	160
No answer	9	0	0	0	0	0	59	43	0	0	81	183
Not applicable	BK	13,626	354	7,542	353	5,907	49	1,606	2,904	2,832	1,541	36,714

1047. And please check one box for each of these statements to show how much you agree or disagree with it.

A. We worry too much about the future of the environment, and not enough about prices and jobs today.

[VAR: GRNECON]

RESPONSE	PUNCH	YEAR										COL. 4493
		1972-82	1982B	1983-87	1987B	1988-91	1993	1994	1996	1998	2000	ALL
Strongly agree	1	0	0	0	0	0	163	139	0	0	127	429
Agree	2	0	0	0	0	0	454	422	0	0	328	1,204
Neither agree nor disagree .	3	0	0	0	0	0	223	184	0	0	213	620
Disagree	4	0	0	0	0	0	502	447	0	0	398	1,347
Strongly disagree	5	0	0	0	0	0	145	143	0	0	123	411
Can't choose	8	0	0	0	0	0	19	15	0	0	20	54
No answer	9	0	0	0	0	0	51	36	0	0	67	154
Not applicable	BK	13,626	354	7,542	353	5,907	49	1,606	2,904	2,832	1,541	36,714

B. Almost everything we do in modern life harms the environment.

[VAR: HARMSGRN]

RESPONSE	PUNCH	YEAR										COL. 4494
		1972-82	1982B	1983-87	1987B	1988-91	1993	1994	1996	1998	2000	ALL
Strongly agree	1	0	0	0	0	0	95	72	0	0	78	245
Agree	2	0	0	0	0	0	669	553	0	0	457	1,679
Neither agree nor disagree .	3	0	0	0	0	0	244	240	0	0	249	733
Disagree	4	0	0	0	0	0	431	403	0	0	339	1,173
Strongly disagree	5	0	0	0	0	0	45	46	0	0	48	139
Can't choose	8	0	0	0	0	0	19	29	0	0	26	74
No answer	9	0	0	0	0	0	54	43	0	0	79	176
Not applicable	BK	13,626	354	7,542	353	5,907	49	1,606	2,904	2,832	1,541	36,714

C. Animals should have the same moral rights that human beings do.

[VAR: ANRIGHTS]

RESPONSE	PUNCH	YEAR										COL. 4495
		1972-82	1982B	1983-87	1987B	1988-91	1993	1994	1996	1998	2000	ALL
Strongly agree	1	0	0	0	0	0	95	73	0	0	0	168
Agree	2	0	0	0	0	0	373	286	0	0	0	659
Neither agree nor disagree .	3	0	0	0	0	0	285	257	0	0	0	542
Disagree	4	0	0	0	0	0	516	447	0	0	0	963
Strongly disagree	5	0	0	0	0	0	198	241	0	0	0	439
Can't choose	8	0	0	0	0	0	36	38	0	0	0	74
No answer	9	0	0	0	0	0	54	44	0	0	0	98
Not applicable	BK	13,626	354	7,542	353	5,907	49	1,606	2,904	2,832	2,817	37,990

D. Human beings should respect nature because it was created by God.

[VAR: RESNATUR]

RESPONSE	PUNCH	YEAR										COL. 4496
		1972-82	1982B	1983-87	1987B	1988-91	1993	1994	1996	1998	2000	ALL
Strongly agree	1	0	0	0	0	0	387	362	0	0	0	749
Agree	2	0	0	0	0	0	747	663	0	0	0	1,410
Neither agree nor disagree .	3	0	0	0	0	0	238	196	0	0	0	434
Disagree	4	0	0	0	0	0	63	64	0	0	0	127
Strongly disagree	5	0	0	0	0	0	46	35	0	0	0	81
Can't choose	8	0	0	0	0	0	23	24	0	0	0	47
No answer	9	0	0	0	0	0	53	42	0	0	0	95
Not applicable	BK	13,626	354	7,542	353	5,907	49	1,606	2,904	2,832	2,817	37,990

1048. How much do you agree or disagree with each of the following statements.

A. People worry too much about human progress harming the environment.

[VAR: GRNPROG]

RESPONSE	PUNCH	YEAR										COL. 4497
		1972-82	1982B	1983-87	1987B	1988-91	1993	1994	1996	1998	2000	ALL
Strongly agree	1	0	0	0	0	0	68	63	0	0	56	187
Agree	2	0	0	0	0	0	416	425	0	0	275	1,116
Neither agree nor disagree .	3	0	0	0	0	0	259	204	0	0	260	723
Disagree	4	0	0	0	0	0	602	537	0	0	457	1,596
Strongly disagree	5	0	0	0	0	0	127	96	0	0	103	326
Can't choose	8	0	0	0	0	0	27	28	0	0	36	91
No answer	9	0	0	0	0	0	58	33	0	0	89	180
Not applicable	BK	13,626	354	7,542	353	5,907	49	1,606	2,904	2,832	1,541	36,714

B. Nature would be at peace and in harmony if only human beings would leave it alone.

[VAR: NATURPAX]

RESPONSE	PUNCH	YEAR										COL. 4498
		1972-82	1982B	1983-87	1987B	1988-91	1993	1994	1996	1998	2000	ALL
Strongly agree	1	0	0	0	0	0	106	118	0	0	0	224
Agree	2	0	0	0	0	0	625	554	0	0	0	1,179
Neither agree nor disagree .	3	0	0	0	0	0	317	283	0	0	0	600
Disagree	4	0	0	0	0	0	390	331	0	0	0	721
Strongly disagree	5	0	0	0	0	0	40	49	0	0	0	89
Can't choose	8	0	0	0	0	0	23	24	0	0	0	47
No answer	9	0	0	0	0	0	56	27	0	0	0	83
Not applicable	BK	13,626	354	7,542	353	5,907	49	1,606	2,904	2,832	2,817	37,990

C. In order to protect the environment, America needs economic growth.

[VAR: GRWTHELP]

RESPONSE	PUNCH	YEAR										COL. 4499
		1972-82	1982B	1983-87	1987B	1988-91	1993	1994	1996	1998	2000	ALL
Strongly agree	1	0	0	0	0	0	78	74	0	0	95	247
Agree	2	0	0	0	0	0	661	512	0	0	451	1,624
Neither agree nor disagree .	3	0	0	0	0	0	335	337	0	0	313	985
Disagree	4	0	0	0	0	0	339	339	0	0	245	923
Strongly disagree	5	0	0	0	0	0	35	39	0	0	35	109
Can't choose	8	0	0	0	0	0	48	51	0	0	60	159
No answer	9	0	0	0	0	0	61	34	0	0	77	172
Not applicable	BK	13,626	354	7,542	353	5,907	49	1,606	2,904	2,832	1,541	36,714

D. It is right to use animals for medical testing if it might save human lives.

[VAR: ANTESTS]

RESPONSE	PUNCH	YEAR										COL. 4500
		1972-82	1982B	1983-87	1987B	1988-91	1993	1994	1996	1998	2000	ALL
Strongly agree	1	0	0	0	0	0	212	188	0	0	135	535
Agree	2	0	0	0	0	0	750	685	0	0	517	1,952
Neither agree nor disagree .	3	0	0	0	0	0	211	207	0	0	226	644
Disagree	4	0	0	0	0	0	197	160	0	0	184	541
Strongly disagree	5	0	0	0	0	0	86	82	0	0	90	258
Can't choose	8	0	0	0	0	0	43	33	0	0	46	122
No answer	9	0	0	0	0	0	58	31	0	0	78	167
Not applicable	BK	13,626	354	7,542	353	5,907	49	1,606	2,904	2,832	1,541	36,714

E. Nature is really a fierce struggle for survival of the fittest.

[VAR: NATURWAR]

RESPONSE	PUNCH	YEAR										COL. 4501
		1972-82	1982B	1983-87	1987B	1988-91	1993	1994	1996	1998	2000	ALL
Strongly agree	1	0	0	0	0	0	120	133	0	0	0	253
Agree	2	0	0	0	0	0	784	693	0	0	0	1,477
Neither agree nor disagree .	3	0	0	0	0	0	324	254	0	0	0	578
Disagree	4	0	0	0	0	0	176	154	0	0	0	330
Strongly disagree	5	0	0	0	0	0	30	26	0	0	0	56
Can't choose	8	0	0	0	0	0	60	88	0	0	0	148
No answer	9	0	0	0	0	0	63	38	0	0	0	101
Not applicable	BK	13,626	354	7,542	353	5,907	49	1,606	2,904	2,832	2,817	37,990

F. Economic growth always harms the environment.

[VAR: GRWTHARM]

RESPONSE	PUNCH	YEAR										COL. 4502
		1972-82	1982B	1983-87	1987B	1988-91	1993	1994	1996	1998	2000	ALL
Strongly agree	1	0	0	0	0	0	34	34	0	0	31	99
Agree	2	0	0	0	0	0	272	228	0	0	191	691
Neither agree nor disagree .	3	0	0	0	0	0	378	340	0	0	370	1,088
Disagree	4	0	0	0	0	0	682	623	0	0	500	1,805
Strongly disagree	5	0	0	0	0	0	83	70	0	0	56	209
Can't choose	8	0	0	0	0	0	45	53	0	0	45	143
No answer	9	0	0	0	0	0	63	38	0	0	83	184
Not applicable	BK	13,626	354	7,542	353	5,907	49	1,606	2,904	2,832	1,541	36,714

1049. Please check **one** box to show which statement is closest to your views.

[VAR: NATURGOD]

RESPONSE	PUNCH	YEAR										COL. 4503
		1972-82	1982B	1983-87	1987B	1988-91	1993	1994	1996	1998	2000	ALL
Nature is sacred because it is created by God	1	0	0	0	0	0	554	460	0	0	472	1,486
Nature is spiritual or sacred in itself	2	0	0	0	0	0	304	285	0	0	277	866
Nature is important, but not spiritual or sacred	3	0	0	0	0	0	493	464	0	0	326	1,283
Can't choose	8	0	0	0	0	0	130	129	0	0	136	395
No answer	9	0	0	0	0	0	76	48	0	0	65	189
Not applicable	BK	13,626	354	7,542	353	5,907	49	1,606	2,904	2,832	1,541	36,714

1050. A. How willing would **you** be to pay **much higher prices** in order to protect the environment?

[VAR: GRNPRICE]

RESPONSE	PUNCH	YEAR										COL. 4504
		1972-82	1982B	1983-87	1987B	1988-91	1993	1994	1996	1998	2000	ALL
Very willing	1	0	0	0	0	0	158	116	0	0	121	395
Fairly willing	2	0	0	0	0	0	607	509	0	0	397	1,513
Neither willing nor unwilling	3	0	0	0	0	0	320	328	0	0	333	981
Not very willing	4	0	0	0	0	0	269	237	0	0	176	682
Not at all willing	5	0	0	0	0	0	105	128	0	0	127	360
Can't choose	8	0	0	0	0	0	46	43	0	0	63	152
No answer	9	0	0	0	0	0	52	25	0	0	59	136
Not applicable	BK	13,626	354	7,542	353	5,907	49	1,606	2,904	2,832	1,541	36,714

B. And how willing would **you** be to pay **much higher taxes** in order to protect the environment?

[VAR: GRNTAXES]

RESPONSE	PUNCH	YEAR										COL. 4505
		1972-82	1982B	1983-87	1987B	1988-91	1993	1994	1996	1998	2000	ALL
Very willing	1	0	0	0	0	0	108	77	0	0	72	257
Fairly willing	2	0	0	0	0	0	484	381	0	0	297	1,162
Neither willing nor unwilling	3	0	0	0	0	0	300	286	0	0	315	901
Not very willing	4	0	0	0	0	0	379	360	0	0	225	964
Not at all willing	5	0	0	0	0	0	200	230	0	0	258	688
Can't choose	8	0	0	0	0	0	34	26	0	0	51	111
No answer	9	0	0	0	0	0	52	26	0	0	58	136
Not applicable	BK	13,626	354	7,542	353	5,907	49	1,606	2,904	2,832	1,541	36,714

C. And how willing would you be to accept cuts in your standard of living in order to protect the environment?

[VAR: GRNSOL]

RESPONSE	PUNCH	YEAR										COL. 4506
		1972-82	1982B	1983-87	1987B	1988-91	1993	1994	1996	1998	2000	ALL
Very willing	1	0	0	0	0	0	91	57	0	0	64	212
Fairly willing	2	0	0	0	0	0	410	363	0	0	280	1,053
Neither willing nor unwilling	3	0	0	0	0	0	353	306	0	0	312	971
Not very willing	4	0	0	0	0	0	385	390	0	0	240	1,015
Not at all willing	5	0	0	0	0	0	229	214	0	0	274	717
Can't choose	8	0	0	0	0	0	36	29	0	0	47	112
No answer	9	0	0	0	0	0	53	27	0	0	59	139
Not applicable	BK	13,626	354	7,542	353	5,907	49	1,606	2,904	2,832	1,541	36,714

1051. How much do you agree or disagree with each of these statements?

A. It is just too difficult for someone like me to do much about the environment.

[VAR: TOODIFME]

RESPONSE	PUNCH	YEAR										COL. 4507
		1972-82	1982B	1983-87	1987B	1988-91	1993	1994	1996	1998	2000	ALL
Strongly agree	1	0	0	0	0	0	69	63	0	0	71	203
Agree	2	0	0	0	0	0	305	295	0	0	269	869
Neither agree nor disagree .	3	0	0	0	0	0	204	232	0	0	241	677
Disagree	4	0	0	0	0	0	748	629	0	0	516	1,893
Strongly disagree	5	0	0	0	0	0	129	109	0	0	92	330
Can't choose	8	0	0	0	0	0	21	18	0	0	21	60
No answer	9	0	0	0	0	0	81	40	0	0	66	187
Not applicable	BK	13,626	354	7,542	353	5,907	49	1,606	2,904	2,832	1,541	36,714

B. I do what is right for the environment, even when it costs more money or takes up more time.

[VAR: IHLPGRN]

RESPONSE	PUNCH	YEAR										COL. 4508
		1972-82	1982B	1983-87	1987B	1988-91	1993	1994	1996	1998	2000	ALL
Strongly agree	1	0	0	0	0	0	70	66	0	0	65	201
Agree	2	0	0	0	0	0	745	643	0	0	529	1,917
Neither agree nor disagree .	3	0	0	0	0	0	386	361	0	0	384	1,131
Disagree	4	0	0	0	0	0	201	208	0	0	184	593
Strongly disagree	5	0	0	0	0	0	19	26	0	0	14	59
Can't choose	8	0	0	0	0	0	50	38	0	0	34	122
No answer	9	0	0	0	0	0	86	44	0	0	66	196
Not applicable	BK	13,626	354	7,542	353	5,907	49	1,606	2,904	2,832	1,541	36,714

1052. For each statement below, just check the box that comes closest to your opinion of how true it is. In your opinion, how true is this?

A. All radioactivity is made by humans.

[VAR: SCITEST1]

RESPONSE	PUNCH	YEAR									COL. 4509	
		1972-82	1982B	1983-87	1987B	1988-91	1993	1994	1996	1998	2000	ALL
Definitely true	1	0	0	0	0	0	102	110	0	0	0	212
Probably true	2	0	0	0	0	0	398	329	0	0	0	727
Probably not true	3	0	0	0	0	0	401	400	0	0	0	801
Definitely not true	4	0	0	0	0	0	430	385	0	0	0	815
Can't choose	8	0	0	0	0	0	145	122	0	0	0	267
No answer	9	0	0	0	0	0	81	40	0	0	0	121
Not applicable	BK	13,626	354	7,542	353	5,907	49	1,606	2,904	2,832	2,817	37,990

B. Antibiotics kill bacteria, but not viruses.

[VAR: SCITEST2]

RESPONSE	PUNCH	YEAR									COL. 4510	
		1972-82	1982B	1983-87	1987B	1988-91	1993	1994	1996	1998	2000	ALL
Definitely true	1	0	0	0	0	0	374	360	0	0	383	1,117
Probably true	2	0	0	0	0	0	615	526	0	0	511	1,652
Probably not true	3	0	0	0	0	0	206	188	0	0	141	535
Definitely not true	4	0	0	0	0	0	114	127	0	0	52	293
Can't choose	8	0	0	0	0	0	165	144	0	0	123	432
No answer	9	0	0	0	0	0	83	41	0	0	66	190
Not applicable	BK	13,626	354	7,542	353	5,907	49	1,606	2,904	2,832	1,541	36,714

C. Astrology - the study of star signs - has some scientific truth.

[VAR: SCITEST3]

RESPONSE	PUNCH	YEAR									COL. 4511	
		1972-82	1982B	1983-87	1987B	1988-91	1993	1994	1996	1998	2000	ALL
Definitely true	1	0	0	0	0	0	138	119	0	0	0	257
Probably true	2	0	0	0	0	0	572	532	0	0	0	1,104
Probably not true	3	0	0	0	0	0	320	326	0	0	0	646
Definitely not true	4	0	0	0	0	0	317	268	0	0	0	585
Can't choose	8	0	0	0	0	0	128	102	0	0	0	230
No answer	9	0	0	0	0	0	82	39	0	0	0	121
Not applicable	BK	13,626	354	7,542	353	5,907	49	1,606	2,904	2,832	2,817	37,990

D. Human beings developed from earlier species of animals.

[VAR: SCITEST4]

RESPONSE	PUNCH	YEAR									COL. 4512	
		1972-82	1982B	1983-87	1987B	1988-91	1993	1994	1996	1998	2000	ALL
Definitely true	1	0	0	0	0	0	205	188	0	0	172	565
Probably true	2	0	0	0	0	0	445	406	0	0	334	1,185
Probably not true	3	0	0	0	0	0	200	224	0	0	194	618
Definitely not true	4	0	0	0	0	0	500	410	0	0	395	1,305
Can't choose	8	0	0	0	0	0	120	113	0	0	115	348
No answer	9	0	0	0	0	0	87	45	0	0	66	198
Not applicable	BK	13,626	354	7,542	353	5,907	49	1,606	2,904	2,832	1,541	36,714

E. All man-made chemicals can cause cancer if you eat enough of them.

[VAR: SCITEST5]

RESPONSE	PUNCH	YEAR										COL. 4513
		1972-82	1982B	1983-87	1987B	1988-91	1993	1994	1996	1998	2000	ALL
Definitely true	1	0	0	0	0	0	124	127	0	0	107	358
Probably true	2	0	0	0	0	0	598	504	0	0	430	1,532
Probably not true	3	0	0	0	0	0	444	414	0	0	381	1,239
Definitely not true	4	0	0	0	0	0	197	183	0	0	171	551
Can't choose	8	0	0	0	0	0	111	119	0	0	121	351
No answer	9	0	0	0	0	0	83	39	0	0	66	188
Not applicable	BK	13,626	354	7,542	353	5,907	49	1,606	2,904	2,832	1,541	36,714

1053. And for each of **these** statements, just check the box that comes closest to your opinion of how true it is. In your opinion, how true is this?

A. If someone is exposed to any amount of radioactivity, they are certain to die as a result.

[VAR: GRNTEST1]

RESPONSE	PUNCH	YEAR										COL. 4514
		1972-82	1982B	1983-87	1987B	1988-91	1993	1994	1996	1998	2000	ALL
Definitely true	1	0	0	0	0	0	77	66	0	0	79	222
Probably true	2	0	0	0	0	0	302	300	0	0	250	852
Probably not true	3	0	0	0	0	0	591	527	0	0	424	1,542
Definitely not true	4	0	0	0	0	0	419	390	0	0	338	1,147
Can't choose	8	0	0	0	0	0	87	62	0	0	119	268
No answer	9	0	0	0	0	0	81	41	0	0	66	188
Not applicable	BK	13,626	354	7,542	353	5,907	49	1,606	2,904	2,832	1,541	36,714

B. Some radioactive waste from nuclear power stations will stay dangerous for thousands of years.

[VAR: GRNTEST2]

RESPONSE	PUNCH	YEAR										COL. 4515
		1972-82	1982B	1983-87	1987B	1988-91	1993	1994	1996	1998	2000	ALL
Definitely true	1	0	0	0	0	0	490	431	0	0	0	921
Probably true	2	0	0	0	0	0	781	730	0	0	0	1,511
Probably not true	3	0	0	0	0	0	102	103	0	0	0	205
Definitely not true	4	0	0	0	0	0	20	10	0	0	0	30
Can't choose	8	0	0	0	0	0	83	72	0	0	0	155
No answer	9	0	0	0	0	0	81	40	0	0	0	121
Not applicable	BK	13,626	354	7,542	353	5,907	49	1,606	2,904	2,832	2,817	37,990

C. The greenhouse effect is caused by a hole in the earth's atmosphere.

[VAR: GRNTEST3]

RESPONSE	PUNCH	YEAR										COL. 4516
		1972-82	1982B	1983-87	1987B	1988-91	1993	1994	1996	1998	2000	ALL
Definitely true	1	0	0	0	0	0	267	211	0	0	202	680
Probably true	2	0	0	0	0	0	609	548	0	0	443	1,600
Probably not true	3	0	0	0	0	0	188	211	0	0	221	620
Definitely not true	4	0	0	0	0	0	187	143	0	0	149	479
Can't choose	8	0	0	0	0	0	222	228	0	0	192	642
No answer	9	0	0	0	0	0	84	45	0	0	69	198
Not applicable	BK	13,626	354	7,542	353	5,907	49	1,606	2,904	2,832	1,541	36,714

D. Every time we use coal or oil or gas, we contribute to the greenhouse effect.

[VAR: GRNTEST4]

RESPONSE	PUNCH	YEAR										COL. 4517
		1972-82	1982B	1983-87	1987B	1988-91	1993	1994	1996	1998	2000	ALL
Definitely true	1	0	0	0	0	0	264	186	0	0	215	665
Probably true	2	0	0	0	0	0	680	629	0	0	527	1,836
Probably not true	3	0	0	0	0	0	287	286	0	0	230	803
Definitely not true	4	0	0	0	0	0	51	57	0	0	56	164
Can't choose	8	0	0	0	0	0	191	185	0	0	184	560
No answer	9	0	0	0	0	0	84	43	0	0	64	191
Not applicable	BK	13,626	354	7,542	353	5,907	49	1,606	2,904	2,832	1,541	36,714

E. All pesticides and chemicals used on food crops cause cancer in humans.

[VAR: GRNTEST5]

RESPONSE	PUNCH	YEAR										COL. 4518
		1972-82	1982B	1983-87	1987B	1988-91	1993	1994	1996	1998	2000	ALL
Definitely true	1	0	0	0	0	0	84	84	0	0	0	168
Probably true	2	0	0	0	0	0	443	417	0	0	0	860
Probably not true	3	0	0	0	0	0	624	537	0	0	0	1,161
Definitely not true	4	0	0	0	0	0	226	217	0	0	0	443
Can't choose	8	0	0	0	0	0	96	91	0	0	0	187
No answer	9	0	0	0	0	0	84	40	0	0	0	124
Not applicable	BK	13,626	354	7,542	353	5,907	49	1,606	2,904	2,832	2,817	37,990

F. Human beings are the main cause of plant and animal species dying out.

[VAR: GRNTEST6]

RESPONSE	PUNCH	YEAR										COL. 4519
		1972-82	1982B	1983-87	1987B	1988-91	1993	1994	1996	1998	2000	ALL
Definitely true	1	0	0	0	0	0	233	196	0	0	0	429
Probably true	2	0	0	0	0	0	692	584	0	0	0	1,276
Probably not true	3	0	0	0	0	0	321	349	0	0	0	670
Definitely not true	4	0	0	0	0	0	157	142	0	0	0	299
Can't choose	8	0	0	0	0	0	72	73	0	0	0	145
No answer	9	0	0	0	0	0	82	42	0	0	0	124
Not applicable	BK	13,626	354	7,542	353	5,907	49	1,606	2,904	2,832	2,817	37,990

G. Cars are not really an important cause of air pollution in America.

[VAR: GRNTEST7]

RESPONSE	PUNCH	YEAR										COL. 4520
		1972-82	1982B	1983-87	1987B	1988-91	1993	1994	1996	1998	2000	ALL
Definitely true	1	0	0	0	0	0	91	66	0	0	0	157
Probably true	2	0	0	0	0	0	232	223	0	0	0	455
Probably not true	3	0	0	0	0	0	388	392	0	0	0	780
Definitely not true	4	0	0	0	0	0	715	607	0	0	0	1,322
Can't choose	8	0	0	0	0	0	50	57	0	0	0	107
No answer	9	0	0	0	0	0	81	41	0	0	0	122
Not applicable	BK	13,626	354	7,542	353	5,907	49	1,606	2,904	2,832	2,817	37,990

1054. Please check one box for each of the questions below to show what you think.

A. In general, do you think that **air pollution caused by cars** is...

[VAR: CARSGEN]

RESPONSE	PUNCH	YEAR										COL. 4521
		1972-82	1982B	1983-87	1987B	1988-91	1993	1994	1996	1998	2000	ALL
Extremely dangerous for the environment	1	0	0	0	0	0	265	222	0	0	232	719
Very dangerous	2	0	0	0	0	0	472	363	0	0	347	1,182
Somewhat dangerous	3	0	0	0	0	0	584	581	0	0	521	1,686
Not very dangerous	4	0	0	0	0	0	106	102	0	0	68	276
Not dangerous at all for the environment	5	0	0	0	0	0	10	10	0	0	6	26
Can't choose	8	0	0	0	0	0	34	37	0	0	48	119
No answer	9	0	0	0	0	0	86	71	0	0	54	211
Not applicable	BK	13,626	354	7,542	353	5,907	49	1,606	2,904	2,832	1,541	36,714

B. And do you think that **air pollution caused by cars** is...

[VAR: CARSFAM]

RESPONSE	PUNCH	YEAR										COL. 4522
		1972-82	1982B	1983-87	1987B	1988-91	1993	1994	1996	1998	2000	ALL
Extremely dangerous for you and your family	1	0	0	0	0	0	189	161	0	0	175	525
Very dangerous	2	0	0	0	0	0	372	314	0	0	329	1,015
Somewhat dangerous	3	0	0	0	0	0	674	613	0	0	560	1,847
Not very dangerous	4	0	0	0	0	0	178	163	0	0	102	443
Not dangerous at all for you and your family	5	0	0	0	0	0	22	23	0	0	8	53
Can't choose	8	0	0	0	0	0	36	42	0	0	46	124
No answer	9	0	0	0	0	0	86	70	0	0	56	212
Not applicable	BK	13,626	354	7,542	353	5,907	49	1,606	2,904	2,832	1,541	36,714

C. Within the next ten years, how likely do you think it is that there will be a large increase in ill-health in America's cities as a result of air pollution caused by cars?

[VAR: CARSTEN]

RESPONSE	PUNCH	YEAR										COL. 4523
		1972-82	1982B	1983-87	1987B	1988-91	1993	1994	1996	1998	2000	ALL
Certain to happen	1	0	0	0	0	0	214	150	0	0	0	364
Very likely to happen	2	0	0	0	0	0	429	401	0	0	0	830
Fairly likely to happen	3	0	0	0	0	0	441	407	0	0	0	848
Not very likely to happen	4	0	0	0	0	0	302	277	0	0	0	579
Not at all likely to happen	5	0	0	0	0	0	11	19	0	0	0	30
Can't choose	8	0	0	0	0	0	73	62	0	0	0	135
No answer	9	0	0	0	0	0	87	70	0	0	0	157
Not applicable	BK	13,626	354	7,542	353	5,907	49	1,606	2,904	2,832	2,817	37,990

1055. A. In general, do you think that **nuclear power stations** are...

[VAR: NUKEGEN]

RESPONSE	PUNCH	YEAR									COL. 4524	
		1972-82	1982B	1983-87	1987B	1988-91	1993	1994	1996	1998	2000	ALL
Extremely dangerous for the environment	1	0	0	0	0	0	287	263	0	0	0	550
Very dangerous	2	0	0	0	0	0	334	300	0	0	0	634
Somewhat dangerous	3	0	0	0	0	0	540	489	0	0	0	1,029
Not very dangerous	4	0	0	0	0	0	206	174	0	0	0	380
Not dangerous at all for the environment	5	0	0	0	0	0	36	25	0	0	0	61
Can't choose	8	0	0	0	0	0	65	65	0	0	0	130
No answer	9	0	0	0	0	0	89	70	0	0	0	159
Not applicable	BK	13,626	354	7,542	353	5,907	49	1,606	2,904	2,832	2,817	37,990

B. And do you think that **nuclear power stations** are...

[VAR: NUKEFAM]

RESPONSE	PUNCH	YEAR									COL. 4525	
		1972-82	1982B	1983-87	1987B	1988-91	1993	1994	1996	1998	2000	ALL
Extremely dangerous for you and your family	1	0	0	0	0	0	253	234	0	0	0	487
Very dangerous	2	0	0	0	0	0	288	288	0	0	0	576
Somewhat dangerous	3	0	0	0	0	0	515	456	0	0	0	971
Not very dangerous	4	0	0	0	0	0	278	222	0	0	0	500
Not dangerous at all for you and your family	5	0	0	0	0	0	65	42	0	0	0	107
Can't choose	8	0	0	0	0	0	68	72	0	0	0	140
No answer	9	0	0	0	0	0	90	72	0	0	0	162
Not applicable	BK	13,626	354	7,542	353	5,907	49	1,606	2,904	2,832	2,817	37,990

1056. A. In general, do you think that **air pollution caused by industry** is...

[VAR: INDUSGEN]

RESPONSE	PUNCH	YEAR									COL. 4526	
		1972-82	1982B	1983-87	1987B	1988-91	1993	1994	1996	1998	2000	ALL
Extremely dangerous for the environment	1	0	0	0	0	0	414	289	0	0	352	1,055
Very dangerous	2	0	0	0	0	0	530	449	0	0	434	1,413
Somewhat dangerous	3	0	0	0	0	0	483	499	0	0	374	1,356
Not very dangerous	4	0	0	0	0	0	59	68	0	0	28	155
Not dangerous at all for the environment	5	0	0	0	0	0	5	7	0	0	2	14
Can't choose	8	0	0	0	0	0	36	29	0	0	38	103
No answer	9	0	0	0	0	0	30	45	0	0	48	123
Not applicable	BK	13,626	354	7,542	353	5,907	49	1,606	2,904	2,832	1,541	36,714

B. And do you think that **air pollution caused by industry** is...

[VAR: INDUSFAM]

RESPONSE	PUNCH	YEAR										COL. 4527
		1972-82	1982B	1983-87	1987B	1988-91	1993	1994	1996	1998	2000	ALL
Extremely dangerous for you and your family	1	0	0	0	0	0	326	243	0	0	0	569
Very dangerous	2	0	0	0	0	0	471	406	0	0	0	877
Somewhat dangerous	3	0	0	0	0	0	556	540	0	0	0	1,096
Not very dangerous	4	0	0	0	0	0	114	102	0	0	0	216
Not dangerous at all for you and your family	5	0	0	0	0	0	19	12	0	0	0	31
Can't choose	8	0	0	0	0	0	40	33	0	0	0	73
No answer	9	0	0	0	0	0	31	50	0	0	0	81
Not applicable	BK	13,626	354	7,542	353	5,907	49	1,606	2,904	2,832	2,817	37,990

1057. A. In general, do you think that **pesticides and chemicals used in farming** are...

[VAR: CHEMGEN]

RESPONSE	PUNCH	YEAR										COL. 4528
		1972-82	1982B	1983-87	1987B	1988-91	1993	1994	1996	1998	2000	ALL
Extremely dangerous for the environment	1	0	0	0	0	0	225	177	0	0	216	618
Very dangerous	2	0	0	0	0	0	358	280	0	0	366	1,004
Somewhat dangerous	3	0	0	0	0	0	737	677	0	0	504	1,918
Not very dangerous	4	0	0	0	0	0	161	162	0	0	78	401
Not dangerous at all for the environment	5	0	0	0	0	0	8	13	0	0	15	36
Can't choose	8	0	0	0	0	0	40	33	0	0	46	119
No answer	9	0	0	0	0	0	28	44	0	0	51	123
Not applicable	BK	13,626	354	7,542	353	5,907	49	1,606	2,904	2,832	1,541	36,714

B. And do you think that **pesticides and chemicals used in farming** are...

[VAR: CHEMFAM]

RESPONSE	PUNCH	YEAR										COL. 4529
		1972-82	1982B	1983-87	1987B	1988-91	1993	1994	1996	1998	2000	ALL
Extremely dangerous for you and your family	1	0	0	0	0	0	211	186	0	0	0	397
Very dangerous	2	0	0	0	0	0	328	265	0	0	0	593
Somewhat dangerous	3	0	0	0	0	0	736	640	0	0	0	1,376
Not very dangerous	4	0	0	0	0	0	194	188	0	0	0	382
Not dangerous at all for you and your family	5	0	0	0	0	0	18	21	0	0	0	39
Can't choose	8	0	0	0	0	0	40	39	0	0	0	79
No answer	9	0	0	0	0	0	30	47	0	0	0	77
Not applicable	BK	13,626	354	7,542	353	5,907	49	1,606	2,904	2,832	2,817	37,990

1058. A. In general, do you think that **pollution of America's rivers, lakes, and streams** is...

[VAR: WATERGEN]

RESPONSE	PUNCH	YEAR										COL. 4530
		1972-82	1982B	1983-87	1987B	1988-91	1993	1994	1996	1998	2000	ALL
Extremely dangerous for the environment	1	0	0	0	0	0	537	422	0	0	423	1,382
Very dangerous	2	0	0	0	0	0	484	421	0	0	412	1,317
Somewhat dangerous	3	0	0	0	0	0	413	400	0	0	288	1,101
Not very dangerous	4	0	0	0	0	0	54	63	0	0	44	161
Not dangerous at all for the environment	5	0	0	0	0	0	9	6	0	0	14	29
Can't choose	8	0	0	0	0	0	32	29	0	0	44	105
No answer	9	0	0	0	0	0	28	45	0	0	51	124
Not applicable	BK	13,626	354	7,542	353	5,907	49	1,606	2,904	2,832	1,541	36,714

B. And do you think that **pollution of America's rivers, lakes, and streams** is...

[VAR: WATERFAM]

RESPONSE	PUNCH	YEAR										COL. 4531
		1972-82	1982B	1983-87	1987B	1988-91	1993	1994	1996	1998	2000	ALL
Extremely dangerous for you and your family	1	0	0	0	0	0	374	294	0	0	0	668
Very dangerous	2	0	0	0	0	0	445	408	0	0	0	853
Somewhat dangerous	3	0	0	0	0	0	541	488	0	0	0	1,029
Not very dangerous	4	0	0	0	0	0	113	117	0	0	0	230
Not dangerous at all for you and your family	5	0	0	0	0	0	15	18	0	0	0	33
Can't choose	8	0	0	0	0	0	33	28	0	0	0	61
No answer	9	0	0	0	0	0	36	33	0	0	0	69
Not applicable	BK	13,626	354	7,542	353	5,907	49	1,606	2,904	2,832	2,817	37,990

1059. A. In general, do you think that **a rise in the world's temperature caused by the 'greenhouse effect'**, is...

[VAR: TEMPGEN]

RESPONSE	PUNCH	YEAR										COL. 4532
		1972-82	1982B	1983-87	1987B	1988-91	1993	1994	1996	1998	2000	ALL
Extremely dangerous for the environment	1	0	0	0	0	0	263	186	0	0	202	651
Very dangerous	2	0	0	0	0	0	370	287	0	0	312	969
Somewhat dangerous	3	0	0	0	0	0	510	489	0	0	420	1,419
Not very dangerous	4	0	0	0	0	0	187	184	0	0	116	487
Not dangerous at all for the environment	5	0	0	0	0	0	33	30	0	0	21	84
Can't choose	8	0	0	0	0	0	158	177	0	0	153	488
No answer	9	0	0	0	0	0	36	33	0	0	52	121
Not applicable	BK	13,626	354	7,542	353	5,907	49	1,606	2,904	2,832	1,541	36,714

B. And do you think that a rise in the world's temperature caused by the 'greenhouse effect', is...

[VAR: TEMPFAM]

RESPONSE	PUNCH	YEAR										COL. 4533
		1972-82	1982B	1983-87	1987B	1988-91	1993	1994	1996	1998	2000	ALL
Extremely dangerous for you and your family	1	0	0	0	0	0	222	176	0	0	0	398
Very dangerous	2	0	0	0	0	0	358	264	0	0	0	622
Somewhat dangerous	3	0	0	0	0	0	509	488	0	0	0	997
Not very dangerous	4	0	0	0	0	0	222	211	0	0	0	433
Not dangerous at all for you and your family	5	0	0	0	0	0	46	37	0	0	0	83
Can't choose	8	0	0	0	0	0	160	173	0	0	0	333
No answer	9	0	0	0	0	0	40	37	0	0	0	77
Not applicable	BK	13,626	354	7,542	353	5,907	49	1,606	2,904	2,832	2,817	37,990

1060. A. If you had to choose, which **one** of the following would be closest to your views? Government should let ordinary people decide for themselves how to protect the environment, even if it means they don't always do the right thing, or government should pass laws to make ordinary people protect the environment, even if it interferes with people's right to make their own decisions.

[VAR: PUBDECID]

RESPONSE	PUNCH	YEAR										COL. 4534
		1972-82	1982B	1983-87	1987B	1988-91	1993	1994	1996	1998	2000	ALL
Government should let ordinary people decide	1	0	0	0	0	0	261	284	0	0	293	838
Government should pass laws	2	0	0	0	0	0	968	786	0	0	571	2,325
Can't choose	8	0	0	0	0	0	288	278	0	0	307	873
No answer	9	0	0	0	0	0	40	38	0	0	105	183
Not applicable	BK	13,626	354	7,542	353	5,907	49	1,606	2,904	2,832	1,541	36,714

B. And which **one** of the following closest to your views? Government should let businesses decide for themselves how to protect the environment, even if it means they don't always do the right thing, or government should pass laws to make businesses protect the environment, even if it interferes with business' right to make their own decisions.

[VAR: BUSDECID]

RESPONSE	PUNCH	YEAR										COL. 4535
		1972-82	1982B	1983-87	1987B	1988-91	1993	1994	1996	1998	2000	ALL
Government should let businesses decide	1	0	0	0	0	0	118	127	0	0	113	358
Government should pass laws	2	0	0	0	0	0	1,223	1,047	0	0	870	3,140
Can't choose	8	0	0	0	0	0	174	175	0	0	188	537
No answer	9	0	0	0	0	0	42	37	0	0	105	184
Not applicable	BK	13,626	354	7,542	353	5,907	49	1,606	2,904	2,832	1,541	36,714

1061. A. How often do you make a special effort to **sort glass or cans or plastic or papers and so on** for recycling?

[VAR: RECYCLE]

RESPONSE	PUNCH	YEAR									COL. 4536	
		1972-82	1982B	1983-87	1987B	1988-91	1993	1994	1996	1998	2000	ALL
Always	1	0	0	0	0	0	579	481	0	0	393	1,453
Often	2	0	0	0	0	0	338	329	0	0	291	958
Sometimes	3	0	0	0	0	0	343	340	0	0	271	954
Never	4	0	0	0	0	0	204	170	0	0	189	563
Recycling not available where I live	5	0	0	0	0	0	55	47	0	0	67	169
Don't know	8	0	0	0	0	0	1	0	0	0	2	3
No answer	9	0	0	0	0	0	37	19	0	0	63	119
Not applicable	BK	13,626	354	7,542	353	5,907	49	1,606	2,904	2,832	1,541	36,714

B. And how often do you make a special effort to **buy fruits and vegetables grown without pesticides or chemicals**?

[VAR: CHEMFREE]

RESPONSE	PUNCH	YEAR									COL. 4537	
		1972-82	1982B	1983-87	1987B	1988-91	1993	1994	1996	1998	2000	ALL
Always	1	0	0	0	0	0	125	112	0	0	0	237
Often	2	0	0	0	0	0	296	226	0	0	0	522
Sometimes	3	0	0	0	0	0	475	427	0	0	0	902
Never	4	0	0	0	0	0	510	488	0	0	0	998
Not available where I live	5	0	0	0	0	0	113	112	0	0	0	225
Don't know	8	0	0	0	0	0	0	1	0	0	0	1
No answer	9	0	0	0	0	0	38	20	0	0	0	58
Not applicable	BK	13,626	354	7,542	353	5,907	49	1,606	2,904	2,832	2,817	37,990

C. And how often do you **refuse to eat meat for moral or environmental reasons**?

[VAR: NOMEAT]

RESPONSE	PUNCH	YEAR									COL. 4538	
		1972-82	1982B	1983-87	1987B	1988-91	1993	1994	1996	1998	2000	ALL
Always	1	0	0	0	0	0	35	41	0	0	0	76
Often	2	0	0	0	0	0	105	99	0	0	0	204
Sometimes	3	0	0	0	0	0	322	272	0	0	0	594
Never	4	0	0	0	0	0	1056	952	0	0	0	2,008
Don't know	8	0	0	0	0	0	0	0	0	0	0	0
No answer	9	0	0	0	0	0	39	22	0	0	0	61
Not applicable	BK	13,626	354	7,542	353	5,907	49	1,606	2,904	2,832	2,817	37,990

D. And how often do you cut back on driving a car for environmental reasons?

[VAR: DRIVLESS]

RESPONSE	PUNCH	YEAR										COL. 4539
		1972-82	1982B	1983-87	1987B	1988-91	1993	1994	1996	1998	2000	ALL
Always	1	0	0	0	0	0	32	20	0	0	0	52
Often	2	0	0	0	0	0	119	75	0	0	0	194
Sometimes	3	0	0	0	0	0	393	366	0	0	0	759
Never	4	0	0	0	0	0	860	808	0	0	0	1,668
I do not have or cannot drive a car	5	0	0	0	0	0	113	98	0	0	0	211
Don't know	8	0	0	0	0	0	0	0	0	0	0	0
No answer	9	0	0	0	0	0	40	19	0	0	0	59
Not applicable	BK	13,626	354	7,542	353	5,907	49	1,606	2,904	2,832	2,817	37,990

1062. Are you a member of any group whose main aim is to preserve or protect the environment?

[VAR: GRNGROUP]

RESPONSE	PUNCH	YEAR										COL. 4540
		1972-82	1982B	1983-87	1987B	1988-91	1993	1994	1996	1998	2000	ALL
Yes	1	0	0	0	0	0	156	113	0	0	105	374
No	2	0	0	0	0	0	1362	1248	0	0	1,108	3,718
Don't know	8	0	0	0	0	0	0	0	0	0	1	1
No answer	9	0	0	0	0	0	39	25	0	0	62	126
Not applicable	BK	13,626	354	7,542	353	5,907	49	1,606	2,904	2,832	1,541	36,714

1063. In the last five years, have you . . .

A. . . signed a petition about an environmental issue?

[VAR: GRNSIGN]

RESPONSE	PUNCH	YEAR										COL. 4541
		1972-82	1982B	1983-87	1987B	1988-91	1993	1994	1996	1998	2000	ALL
Yes, I have	1	0	0	0	0	0	456	370	0	0	264	1,090
No, I have not	2	0	0	0	0	0	1,024	957	0	0	920	2,901
Don't know	8	0	0	0	0	0	0	3	0	0	1	4
No answer	9	0	0	0	0	0	77	56	0	0	91	224
Not applicable	BK	13,626	354	7,542	353	5,907	49	1,606	2,904	2,832	1,541	36,714

B. . . given money to an environmental group?

[VAR: GRNMONEY]

RESPONSE	PUNCH	YEAR										COL. 4542
		1972-82	1982B	1983-87	1987B	1988-91	1993	1994	1996	1998	2000	ALL
Yes, I have	1	0	0	0	0	0	1003	350	0	0	269	1,622
No, I have not	2	0	0	0	0	0	412	959	0	0	910	2,281
Don't know	8	0	0	0	0	0	0	2	0	0	1	3
No answer	9	0	0	0	0	0	142	75	0	0	96	313
Not applicable	BK	13,626	354	7,542	353	5,907	49	1,606	2,904	2,832	1,541	36,714

C. ...taken part in a protest or demonstration about an environmental issue?

[VAR: GRNDEMO]

RESPONSE	PUNCH	YEAR										COL. 4543
		1972-82	1982B	1983-87	1987B	1988-91	1993	1994	1996	1998	2000	ALL
Yes, I have	1	0	0	0	0	0	40	39	0	0	37	116
No, I have not	2	0	0	0	0	0	1390	1250	0	0	1,123	3,763
Don't know	8	0	0	0	0	0	0	2	0	0	1	3
No answer	9	0	0	0	0	0	127	95	0	0	115	337
Not applicable	BK	13,626	354	7,542	353	5,907	49	1,606	2,904	2,832	1,541	36,714

REMARKS: The "yes" responses are overestimated on the GRNMONEY variable in 1993. This variable should be used with caution. For details, see GSS Methodological Report No. 78.

1064. Would you describe the place where you live as...

[VAR: COMTYPE]

RESPONSE	PUNCH	YEAR										COL. 4544
		1972-82	1982B	1983-87	1987B	1988-91	1993	1994	1996	1998	2000	ALL
A big city	1	0	0	0	0	0	266	268	0	0	238	772
The suburbs or outskirts of a big city	2	0	0	0	0	0	406	328	0	0	292	1,026
A small city or town	3	0	0	0	0	0	590	552	0	0	499	1,641
A country village	4	0	0	0	0	0	66	61	0	0	51	178
A farm or home in the country	5	0	0	0	0	0	192	145	0	0	127	464
Don't know	8	0	0	0	0	0	1	1	0	0	0	2
No answer	9	0	0	0	0	0	36	31	0	0	69	136
Not applicable	BK	13,626	354	7,542	353	5,907	49	1,606	2,904	2,832	1,541	36,714

1065. And please circle one number for each of these statements to show how much you agree or disagree with it.
The earth cannot continue to support population growth at its present rate.

[VAR: POPGRWTH]

RESPONSE	PUNCH	YEAR										COL. 4550	
		1972-82	1982B	1983-87	1987B	1988-91	1993	1994	1996	1998	2000	ALL	
Strongly agree	1	0	0	0	0	0	0	0	0	0	0	196	196
Agree	2	0	0	0	0	0	0	0	0	0	0	441	441
Neither agree nor disagree .	3	0	0	0	0	0	0	0	0	0	0	279	279
Disagree	4	0	0	0	0	0	0	0	0	0	0	197	197
Strongly disagree	5	0	0	0	0	0	0	0	0	0	0	37	37
Can't choose	8	0	0	0	0	0	0	0	0	0	0	55	55
No answer	9	0	0	0	0	0	0	0	0	0	0	71	71
Not applicable	BK	13,626	354	7,542	353	5,907	1,606	2,992	2,904	2,832	1,541	39,657	

1066. How much do you agree or disagree with each of these statements?

A. There are more important things to do in life than protect the environment.

[VAR: IMPGRN]

RESPONSE	PUNCH	YEAR										COL. 4551	
		1972-82	1982B	1983-87	1987B	1988-91	1993	1994	1996	1998	2000	ALL	
Strongly agree	1	0	0	0	0	0	0	0	0	0	0	33	33
Agree	2	0	0	0	0	0	0	0	0	0	0	204	204
Neither agree nor disagree .	3	0	0	0	0	0	0	0	0	0	0	346	346
Disagree	4	0	0	0	0	0	0	0	0	0	0	479	479
Strongly disagree	5	0	0	0	0	0	0	0	0	0	0	123	123
Can't choose	8	0	0	0	0	0	0	0	0	0	0	25	25
No answer	9	0	0	0	0	0	0	0	0	0	0	66	66
Not applicable	BK	13,626	354	7,542	353	5,907	1,606	2,992	2,904	2,832	1,541	39,657	

B. There is no point in doing what I can for the environment unless others do the same.

[VAR: OTHSSAME]

RESPONSE	PUNCH	YEAR										COL. 4552	
		1972-82	1982B	1983-87	1987B	1988-91	1993	1994	1996	1998	2000	ALL	
Strongly agree	1	0	0	0	0	0	0	0	0	0	0	51	51
Agree	2	0	0	0	0	0	0	0	0	0	0	271	271
Neither agree nor disagree .	3	0	0	0	0	0	0	0	0	0	0	201	201
Disagree	4	0	0	0	0	0	0	0	0	0	0	544	544
Strongly disagree	5	0	0	0	0	0	0	0	0	0	0	122	122
Can't choose	8	0	0	0	0	0	0	0	0	0	0	17	17
No answer	9	0	0	0	0	0	0	0	0	0	0	70	70
Not applicable	BK	13,626	354	7,542	353	5,907	1,606	2,992	2,904	2,832	1,541	39,657	

C. Many of the claims about environmental threats are exaggerated.

[VAR: GRNEXAGG]

RESPONSE	PUNCH	YEAR										COL. 4553	
		1972-82	1982B	1983-87	1987B	1988-91	1993	1994	1996	1998	2000	ALL	
Strongly agree	1	0	0	0	0	0	0	0	0	0	0	70	70
Agree	2	0	0	0	0	0	0	0	0	0	0	254	254
Neither agree nor disagree .	3	0	0	0	0	0	0	0	0	0	0	333	333
Disagree	4	0	0	0	0	0	0	0	0	0	0	365	365
Strongly disagree	5	0	0	0	0	0	0	0	0	0	0	128	128
Can't choose	8	0	0	0	0	0	0	0	0	0	0	53	53
No answer	9	0	0	0	0	0	0	0	0	0	0	73	73
Not applicable	BK	13,626	354	7,542	353	5,907	1,606	2,992	2,904	2,832	1,541	39,657	

1067. Do you think that modifying the genes of certain crops is:

[VAR: GENEGEN]

RESPONSE	PUNCH	YEAR									COL. 4554	
		1972-82	1982B	1983-87	1987B	1988-91	1993	1994	1996	1998	2000	ALL
Extremely dangerous for the environment	1	0	0	0	0	0	0	0	0	0	92	92
Very dangerous	2	0	0	0	0	0	0	0	0	0	167	167
Somewhat dangerous	3	0	0	0	0	0	0	0	0	0	408	408
Not very dangerous	4	0	0	0	0	0	0	0	0	0	268	268
Not dangerous at all for the environment	5	0	0	0	0	0	0	0	0	0	46	46
Can't choose	8	0	0	0	0	0	0	0	0	0	241	241
No answer	9	0	0	0	0	0	0	0	0	0	54	54
Not applicable	BK	13,626	354	7,542	353	5,907	1,606	2,992	2,904	2,832	1,541	39,657

1068. Some countries are doing more to protect the world environment than other countries are. In general do you think that America is doing:

[VAR: AMPROGRN]

RESPONSE	PUNCH	YEAR									COL. 4555	
		1972-82	1982B	1983-87	1987B	1988-91	1993	1994	1996	1998	2000	ALL
More than enough	1	0	0	0	0	0	0	0	0	0	132	132
About the right amount	2	0	0	0	0	0	0	0	0	0	453	453
Too little	3	0	0	0	0	0	0	0	0	0	489	489
Can't choose	8	0	0	0	0	0	0	0	0	0	101	101
No answer	9	0	0	0	0	0	0	0	0	0	101	101
Not applicable	BK	13,626	354	7,542	353	5,907	1,606	2,992	2,904	2,832	1,541	39,657

1069. A. On balance, which of these two do you think is making more effort to look after the environment:

[VAR: BIZPEOP]

RESPONSE	PUNCH	YEAR									COL. 4556	
		1972-82	1982B	1983-87	1987B	1988-91	1993	1994	1996	1998	2000	ALL
Business and industry	1	0	0	0	0	0	0	0	0	0	143	143
People in general	2	0	0	0	0	0	0	0	0	0	555	555
Both equally	3	0	0	0	0	0	0	0	0	0	296	296
Can't choose	8	0	0	0	0	0	0	0	0	0	178	178
No answer	9	0	0	0	0	0	0	0	0	0	104	104
Not applicable	BK	13,626	354	7,542	353	5,907	1,606	2,992	2,904	2,832	1,541	39,657

B. And which of these two groups do you think is making more effort to look after the environment:

[VAR: GOVTBIZ]

RESPONSE	PUNCH	YEAR									COL. 4557	
		1972-82	1982B	1983-87	1987B	1988-91	1993	1994	1996	1998	2000	ALL
Government	1	0	0	0	0	0	0	0	0	0	492	492
Business and industry	2	0	0	0	0	0	0	0	0	0	136	136
Both equally	3	0	0	0	0	0	0	0	0	0	303	303
Can't choose	8	0	0	0	0	0	0	0	0	0	241	241
No answer	9	0	0	0	0	0	0	0	0	0	104	104
Not applicable	BK	13,626	354	7,542	353	5,907	1,606	2,992	2,904	2,832	1,541	39,657

C. And which of these two groups is making more effort to look after the environment:

[VAR: PEOPGOVT]

RESPONSE	PUNCH	YEAR										COL.	4558
		1972-82	1982B	1983-87	1987B	1988-91	1993	1994	1996	1998	2000	ALL	
People in general	1	0	0	0	0	0	0	0	0	0	0	494	494
Government	2	0	0	0	0	0	0	0	0	0	0	224	224
Both equally	3	0	0	0	0	0	0	0	0	0	0	294	294
Can't choose	8	0	0	0	0	0	0	0	0	0	0	161	161
No answer	9	0	0	0	0	0	0	0	0	0	0	103	103
Not applicable	BK	13,626	354	7,542	353	5,907	1,606	2,992	2,904	2,832	1,541	39,657	

1070. How much do you agree or disagree with each of these statements?

A. For environmental problems, there should be international agreements that American and other countries should be made to follow.

[VAR: GRNINTL]

RESPONSE	PUNCH	YEAR										COL.	4559
		1972-82	1982B	1983-87	1987B	1988-91	1993	1994	1996	1998	2000	ALL	
Strongly agree	1	0	0	0	0	0	0	0	0	0	0	278	278
Agree	2	0	0	0	0	0	0	0	0	0	0	619	619
Neither agree nor disagree .	3	0	0	0	0	0	0	0	0	0	0	166	166
Disagree	4	0	0	0	0	0	0	0	0	0	0	60	60
Strongly disagree	5	0	0	0	0	0	0	0	0	0	0	9	9
Can't choose	8	0	0	0	0	0	0	0	0	0	0	73	73
No answer	9	0	0	0	0	0	0	0	0	0	0	71	71
Not applicable	BK	13,626	354	7,542	353	5,907	1,606	2,992	2,904	2,832	1,541	39,657	

B. Poorer countries should be expected to make less effort than richer countries to protect the environment.

[VAR: LDCGRN]

RESPONSE	PUNCH	YEAR										COL.	4560
		1972-82	1982B	1983-87	1987B	1988-91	1993	1994	1996	1998	2000	ALL	
Strongly agree	1	0	0	0	0	0	0	0	0	0	0	40	40
Agree	2	0	0	0	0	0	0	0	0	0	0	164	164
Neither agree nor disagree .	3	0	0	0	0	0	0	0	0	0	0	245	245
Disagree	4	0	0	0	0	0	0	0	0	0	0	522	522
Strongly disagree	5	0	0	0	0	0	0	0	0	0	0	142	142
Can't choose	8	0	0	0	0	0	0	0	0	0	0	60	60
No answer	9	0	0	0	0	0	0	0	0	0	0	103	103
Not applicable	BK	13,626	354	7,542	353	5,907	1,606	2,992	2,904	2,832	1,541	39,567	

C. Economic progress in America will slow down unless we look after the environment better.

[VAR: ECONGRN]

RESPONSE	PUNCH	YEAR										COL.	4561
		1972-82	1982B	1983-87	1987B	1988-91	1993	1994	1996	1998	2000	ALL	
Strongly agree	1	0	0	0	0	0	0	0	0	0	0	126	126
Agree	2	0	0	0	0	0	0	0	0	0	0	438	438
Neither agree nor disagree .	3	0	0	0	0	0	0	0	0	0	0	353	353
Disagree	4	0	0	0	0	0	0	0	0	0	0	171	171
Strongly disagree	5	0	0	0	0	0	0	0	0	0	0	23	23
Can't choose	8	0	0	0	0	0	0	0	0	0	0	67	67
No answer	9	0	0	0	0	0	0	0	0	0	0	98	98
Not applicable	BK	13,626	354	7,542	353	5,907	1,606	2,992	2,904	2,832	1,541	39,657	

1071. Within the next five years, how likely is it that an accident at a nuclear power station will cause long-term environmental damage across many countries?

[VAR: NUKEACC]

RESPONSE	PUNCH	YEAR										COL. 4562	
		1972-82	1982B	1983-87	1987B	1988-91	1993	1994	1996	1998	2000	ALL	
Very likely	1	0	0	0	0	0	0	0	0	0	0	184	184
Likely	2	0	0	0	0	0	0	0	0	0	0	415	415
Unlikely	3	0	0	0	0	0	0	0	0	0	0	330	330
Very unlikely	4	0	0	0	0	0	0	0	0	0	0	140	140
Can't choose	8	0	0	0	0	0	0	0	0	0	0	148	148
No answer	9	0	0	0	0	0	0	0	0	0	0	59	59
Not applicable	BK	13,626	354	7,542	353	5,907	1,606	2,992	2,904	2,832	1,541	39,657	

1072. How much trust do you have in each of the following groups to give you correct information about causes of pollution?

A. Business and industry

[VAR: INFOBIZ]

RESPONSE	PUNCH	YEAR										COL. 4563	
		1972-82	1982B	1983-87	1987B	1988-91	1993	1994	1996	1998	2000	ALL	
A great deal of trust	1	0	0	0	0	0	0	0	0	0	0	34	34
Quite a lot of trust	2	0	0	0	0	0	0	0	0	0	0	82	82
Some trust	3	0	0	0	0	0	0	0	0	0	0	417	417
Not much trust	4	0	0	0	0	0	0	0	0	0	0	415	415
Hardly any trust	5	0	0	0	0	0	0	0	0	0	0	184	184
Can't choose	8	0	0	0	0	0	0	0	0	0	0	39	39
No answer	9	0	0	0	0	0	0	0	0	0	0	105	105
Not applicable	BK	13,626	354	7,542	353	5,907	1,606	2,992	2,904	2,832	1,541	39,657	

B. Environmental groups

[VAR: INFOGRN]

RESPONSE	PUNCH	YEAR										COL. 4564	
		1972-82	1982B	1983-87	1987B	1988-91	1993	1994	1996	1998	2000	ALL	
A great deal of trust	1	0	0	0	0	0	0	0	0	0	0	156	156
Quite a lot of trust	2	0	0	0	0	0	0	0	0	0	0	370	370
Some trust	3	0	0	0	0	0	0	0	0	0	0	416	416
Not much trust	4	0	0	0	0	0	0	0	0	0	0	143	143
Hardly any trust	5	0	0	0	0	0	0	0	0	0	0	42	42
Don't know	8	0	0	0	0	0	0	0	0	0	0	35	35
No answer	9	0	0	0	0	0	0	0	0	0	0	114	114
Not applicable	BK	13,626	354	7,542	353	5,907	1,606	2,992	2,904	2,832	1,541	39,657	

C. Government departments

[VAR: INFOGOVT]

RESPONSE	PUNCH	YEAR										COL. 4565	
		1972-82	1982B	1983-87	1987B	1988-91	1993	1994	1996	1998	2000	ALL	
A great deal of trust	1	0	0	0	0	0	0	0	0	0	0	44	44
Quite a lot of trust	2	0	0	0	0	0	0	0	0	0	0	185	185
Some trust	3	0	0	0	0	0	0	0	0	0	0	526	526
Not much trust	4	0	0	0	0	0	0	0	0	0	0	288	288
Hardly any trust	5	0	0	0	0	0	0	0	0	0	0	84	84
Don't know	8	0	0	0	0	0	0	0	0	0	0	38	38
No answer	9	0	0	0	0	0	0	0	0	0	0	111	111
Not applicable	BK	13,626	354	7,542	353	5,907	1,606	2,992	2,904	2,832	1,541	39,657	

D. Newspapers

[VAR: INFONEWS]

RESPONSE	PUNCH	YEAR										COL. 4566	
		1972-82	1982B	1983-87	1987B	1988-91	1993	1994	1996	1998	2000	ALL	
A great deal of trust	1	0	0	0	0	0	0	0	0	0	0	55	55
Quite a lot of trust	2	0	0	0	0	0	0	0	0	0	0	218	218
Some trust	3	0	0	0	0	0	0	0	0	0	0	528	528
Not much trust	4	0	0	0	0	0	0	0	0	0	0	251	251
Hardly any trust	5	0	0	0	0	0	0	0	0	0	0	72	72
Don't know	8	0	0	0	0	0	0	0	0	0	0	33	33
No answer	9	0	0	0	0	0	0	0	0	0	0	119	119
Not applicable	BK	13,626	354	7,542	353	5,907	1,606	2,992	2,904	2,832	1,541	39,657	

E. Radio or TV programs

[VAR: INFOTV]

RESPONSE	PUNCH	YEAR										COL. 4567	
		1972-82	1982B	1983-87	1987B	1988-91	1993	1994	1996	1998	2000	ALL	
A great deal of trust	1	0	0	0	0	0	0	0	0	0	0	51	51
Quite a lot of trust	2	0	0	0	0	0	0	0	0	0	0	229	229
Some trust	3	0	0	0	0	0	0	0	0	0	0	559	559
Not much trust	4	0	0	0	0	0	0	0	0	0	0	215	215
Hardly any trust	5	0	0	0	0	0	0	0	0	0	0	72	72
Don't know	8	0	0	0	0	0	0	0	0	0	0	33	33
No answer	9	0	0	0	0	0	0	0	0	0	0	117	117
Not applicable	BK	13,626	354	7,542	353	5,907	1,606	2,992	2,904	2,832	1,541	39,657	

F. University research centers

[VAR: INFOCOL]

RESPONSE	PUNCH	YEAR										COL. 4568	
		1972-82	1982B	1983-87	1987B	1988-91	1993	1994	1996	1998	2000	ALL	
A great deal of trust	1	0	0	0	0	0	0	0	0	0	0	240	240
Quite a lot of trust	2	0	0	0	0	0	0	0	0	0	0	444	444
Some trust	3	0	0	0	0	0	0	0	0	0	0	360	360
Not much trust	4	0	0	0	0	0	0	0	0	0	0	61	61
Hardly any trust	5	0	0	0	0	0	0	0	0	0	0	22	22
Don't know	8	0	0	0	0	0	0	0	0	0	0	44	44
No answer	9	0	0	0	0	0	0	0	0	0	0	105	105
Not applicable	BK	13,626	354	7,542	353	5,907	1,606	2,992	2,904	2,832	1,541	39,657	

**1996 ISSP Module: National Identity
(Qs. 1073-1094)**

To begin, we have some questions about where you live: your neighborhood or village, your town or city, your county, and so on. (By "neighborhood" we mean the part of the town/city you live in. If you live in a village, we take this as your "neighborhood.")

1073. How close do you feel to...

PLEASE CHECK ONE BOX ON EACH LINE

A. Your neighborhood (or village)

[VAR: CLSENEI]

RESPONSE	PUNCH	YEAR										COL. 4570
		1972-82	1982B	1983-87	1987B	1988-91	1993	1994	1996	1998	2000	ALL
Very close	1	0	0	0	0	0	0	0	197	0	0	197
Close	2	0	0	0	0	0	0	0	556	0	0	556
Not very close	3	0	0	0	0	0	0	0	405	0	0	405
Not close at all	4	0	0	0	0	0	0	0	168	0	0	168
Can't choose	8	0	0	0	0	0	0	0	27	0	0	27
No answer	9	0	0	0	0	0	0	0	14	0	0	14
Not applicable (Did not do ISSP)	BK	13,626	354	7,542	353	5,907	1,606	2,992	1,537	2,832	2,817	39,566

B. Your town or city

[VAR: CLSETOWN]

RESPONSE	PUNCH	YEAR										COL. 4571
		1972-82	1982B	1983-87	1987B	1988-91	1993	1994	1996	1998	2000	ALL
Very close	1	0	0	0	0	0	0	0	173	0	0	173
Close	2	0	0	0	0	0	0	0	623	0	0	623
Not very close	3	0	0	0	0	0	0	0	413	0	0	413
Not close at all	4	0	0	0	0	0	0	0	108	0	0	108
Can't choose	8	0	0	0	0	0	0	0	23	0	0	23
No answer	9	0	0	0	0	0	0	0	27	0	0	27
Not applicable (Did not do ISSP)	BK	13,626	354	7,542	353	5,907	1,606	2,992	1,537	2,832	2,817	39,566

C. Your state

[VAR: CLSESTAT]

RESPONSE	PUNCH	YEAR										COL. 4572
		1972-82	1982B	1983-87	1987B	1988-91	1993	1994	1996	1998	2000	ALL
Very close	1	0	0	0	0	0	0	0	185	0	0	185
Close	2	0	0	0	0	0	0	0	622	0	0	622
Not very close	3	0	0	0	0	0	0	0	367	0	0	367
Not close at all	4	0	0	0	0	0	0	0	125	0	0	125
Can't choose	8	0	0	0	0	0	0	0	35	0	0	35
No answer	9	0	0	0	0	0	0	0	33	0	0	33
Not applicable (Did not do ISSP)	BK	13,626	354	7,542	353	5,907	1,606	2,992	1,537	2,832	2,817	39,566

D. America

[VAR: CLSEUSA]

RESPONSE	PUNCH	YEAR										COL. 4573
		1972-82	1982B	1983-87	1987B	1988-91	1993	1994	1996	1998	2000	ALL
Very close	1	0	0	0	0	0	0	0	463	0	0	463
Close	2	0	0	0	0	0	0	0	596	0	0	596
Not very close	3	0	0	0	0	0	0	0	200	0	0	200
Not close at all	4	0	0	0	0	0	0	0	48	0	0	48
Can't choose	8	0	0	0	0	0	0	0	31	0	0	31
No answer	9	0	0	0	0	0	0	0	29	0	0	29
Not applicable (Did not do ISSP)	BK	13,626	354	7,542	353	5,907	1,606	2,992	1,537	2,832	2,817	39,566

E. North America

[VAR: CLSENOAM]

RESPONSE	PUNCH	YEAR										COL. 4574
		1972-82	1982B	1983-87	1987B	1988-91	1993	1994	1996	1998	2000	ALL
Very close	1	0	0	0	0	0	0	0	226	0	0	226
Close	2	0	0	0	0	0	0	0	502	0	0	502
Not very close	3	0	0	0	0	0	0	0	367	0	0	367
Not close at all	4	0	0	0	0	0	0	0	144	0	0	144
Can't choose	8	0	0	0	0	0	0	0	86	0	0	86
No answer	9	0	0	0	0	0	0	0	42	0	0	42
Not applicable (Did not do ISSP)	BK	13,626	354	7,542	353	5,907	1,606	2,992	1,537	2,832	2,817	39,566

1074. If you could improve your work or living conditions, how willing or unwilling would you be to...

PLEASE CHECK ONE BOX ON EACH LINE

A. Move to another neighborhood (or village)

[VAR: MOVENEI]

RESPONSE	PUNCH	YEAR										COL. 4575
		1972-82	1982B	1983-87	1987B	1988-91	1993	1994	1996	1998	2000	ALL
Very willing	1	0	0	0	0	0	0	0	455	0	0	455
Fairly willing	2	0	0	0	0	0	0	0	469	0	0	469
Neither willing nor unwilling	3	0	0	0	0	0	0	0	135	0	0	135
Fairly unwilling	4	0	0	0	0	0	0	0	126	0	0	126
Very unwilling	5	0	0	0	0	0	0	0	135	0	0	135
Can't choose	8	0	0	0	0	0	0	0	32	0	0	32
No answer	9	0	0	0	0	0	0	0	15	0	0	15
Not applicable (Did not do ISSP)	BK	13,626	354	7,542	353	5,907	1,606	2,992	1,537	2,832	2,817	39,566

B. Move to another town or city within this state

[VAR: MOVETOWN]

RESPONSE	PUNCH	YEAR										COL. 4576
		1972-82	1982B	1983-87	1987B	1988-91	1993	1994	1996	1998	2000	ALL
Very willing	1	0	0	0	0	0	0	0	313	0	0	313
Fairly willing	2	0	0	0	0	0	0	0	448	0	0	448
Neither willing nor unwilling	3	0	0	0	0	0	0	0	159	0	0	159
Fairly unwilling	4	0	0	0	0	0	0	0	174	0	0	174
Very unwilling	5	0	0	0	0	0	0	0	210	0	0	210
Can't choose	8	0	0	0	0	0	0	0	39	0	0	39
No answer	9	0	0	0	0	0	0	0	24	0	0	24
Not applicable (Did not do ISSP)	BK	13,626	354	7,542	353	5,907	1,606	2,992	1,537	2,832	2,817	39,566

C. Move to another state

[VAR: MOVESTAT]

RESPONSE	PUNCH	YEAR										COL. 4577
		1972-82	1982B	1983-87	1987B	1988-91	1993	1994	1996	1998	2000	ALL
Very willing	1	0	0	0	0	0	0	0	271	0	0	271
Fairly willing	2	0	0	0	0	0	0	0	303	0	0	303
Neither willing nor unwilling	3	0	0	0	0	0	0	0	190	0	0	190
Fairly unwilling	4	0	0	0	0	0	0	0	218	0	0	218
Very unwilling	5	0	0	0	0	0	0	0	320	0	0	320
Can't choose	8	0	0	0	0	0	0	0	39	0	0	39
No answer	9	0	0	0	0	0	0	0	26	0	0	26
Not applicable (Did not do ISSP)	BK	13,626	354	7,542	353	5,907	1,606	2,992	1,537	2,832	2,817	39,566

D. Move outside America

[VAR: MOVEUSA]

RESPONSE	PUNCH	YEAR										COL. 4578
		1972-82	1982B	1983-87	1987B	1988-91	1993	1994	1996	1998	2000	ALL
Very willing	1	0	0	0	0	0	0	0	83	0	0	83
Fairly willing	2	0	0	0	0	0	0	0	123	0	0	123
Neither willing nor unwilling	3	0	0	0	0	0	0	0	149	0	0	149
Fairly unwilling	4	0	0	0	0	0	0	0	208	0	0	208
Very unwilling	5	0	0	0	0	0	0	0	733	0	0	733
Can't choose	8	0	0	0	0	0	0	0	45	0	0	45
No answer	9	0	0	0	0	0	0	0	26	0	0	26
Not applicable (Did not do ISSP)	BK	13,626	354	7,542	353	5,907	1,606	2,992	1,537	2,832	2,817	39,566

E. Move outside North America

[VAR: MOVENOAM]

RESPONSE	PUNCH	YEAR										COL. 4579
		1972-82	1982B	1983-87	1987B	1988-91	1993	1994	1996	1998	2000	ALL
Very willing	1	0	0	0	0	0	0	0	78	0	0	78
Fairly willing	2	0	0	0	0	0	0	0	116	0	0	116
Neither willing nor unwilling	3	0	0	0	0	0	0	0	140	0	0	140
Fairly unwilling	4	0	0	0	0	0	0	0	176	0	0	176
Very unwilling	5	0	0	0	0	0	0	0	767	0	0	767
Can't choose	8	0	0	0	0	0	0	0	64	0	0	64
No answer	9	0	0	0	0	0	0	0	26	0	0	26
Not applicable (Did not do ISSP)	BK	13,626	354	7,542	353	5,907	1,606	2,992	1,537	2,832	2,817	39,566

1075. Which of these two statements comes closer to your own view?

PLEASE CHECK ONE BOX ONLY

[VAR: ONENATN]

RESPONSE	PUNCH	YEAR										COL. 4580
		1972-82	1982B	1983-87	1987B	1988-91	1993	1994	1996	1998	2000	ALL
It is essential that America remains one nation	1	0	0	0	0	0	0	0	1,155	0	0	1,155
Parts of America should be allowed to become fully separate nations if they choose to	2	0	0	0	0	0	0	0	69	0	0	69
Can't choose	8	0	0	0	0	0	0	0	120	0	0	120
No answer	9	0	0	0	0	0	0	0	23	0	0	23
Not applicable (Did not do ISSP)	BK	13,626	354	7,542	353	5,907	1,606	2,992	1,537	2,832	2,817	39,566

1076. Some people say the following things are important for being truly American. Others say they are not important. How important do you think each of the following is...

PLEASE CHECK ONE BOX ON EACH LINE

A. To have been born in America

[VAR: AMBORNIN]

RESPONSE	PUNCH	YEAR										COL. 4581
		1972-82	1982B	1983-87	1987B	1988-91	1993	1994	1996	1998	2000	ALL
Very important	1	0	0	0	0	0	0	0	546	0	0	546
Fairly important	2	0	0	0	0	0	0	0	365	0	0	365
Not very important	3	0	0	0	0	0	0	0	250	0	0	250
Not important at all	4	0	0	0	0	0	0	0	164	0	0	164
Can't choose	8	0	0	0	0	0	0	0	26	0	0	26
No answer	9	0	0	0	0	0	0	0	16	0	0	16
Not applicable (Did not do ISSP)	BK	13,626	354	7,542	353	5,907	1,606	2,992	1,537	2,832	2,817	39,566

B. To have American citizenship

[VAR: AMCIT]

RESPONSE	PUNCH	YEAR										COL. 4582
		1972-82	1982B	1983-87	1987B	1988-91	1993	1994	1996	1998	2000	ALL
Very important	1	0	0	0	0	0	0	0	1,007	0	0	1,007
Fairly important	2	0	0	0	0	0	0	0	232	0	0	232
Not very important	3	0	0	0	0	0	0	0	68	0	0	68
Not important at all	4	0	0	0	0	0	0	0	32	0	0	32
Can't choose	8	0	0	0	0	0	0	0	10	0	0	10
No answer	9	0	0	0	0	0	0	0	18	0	0	18
Not applicable (Did not do ISSP)	BK	13,626	354	7,542	353	5,907	1,606	2,992	1,537	2,832	2,817	39,566

C. To have lived in America for most of one's life

[VAR: AMLIVED]

RESPONSE	PUNCH	YEAR										COL. 4583
		1972-82	1982B	1983-87	1987B	1988-91	1993	1994	1996	1998	2000	ALL
Very important	1	0	0	0	0	0	0	0	587	0	0	587
Fairly important	2	0	0	0	0	0	0	0	381	0	0	381
Not very important	3	0	0	0	0	0	0	0	270	0	0	270
Not important at all	4	0	0	0	0	0	0	0	86	0	0	86
Can't choose	8	0	0	0	0	0	0	0	20	0	0	20
No answer	9	0	0	0	0	0	0	0	23	0	0	23
Not applicable (Did not do ISSP)	BK	13,626	354	7,542	353	5,907	1,606	2,992	1,537	2,832	2,817	39,566

D. To be able to speak English

[VAR: AMENGLSH]

RESPONSE	PUNCH	YEAR										COL. 4584
		1972-82	1982B	1983-87	1987B	1988-91	1993	1994	1996	1998	2000	ALL
Very important	1	0	0	0	0	0	0	0	956	0	0	956
Fairly important	2	0	0	0	0	0	0	0	290	0	0	290
Not very important	3	0	0	0	0	0	0	0	69	0	0	69
Not important at all	4	0	0	0	0	0	0	0	25	0	0	25
Can't choose	8	0	0	0	0	0	0	0	11	0	0	11
No answer	9	0	0	0	0	0	0	0	16	0	0	16
Not applicable (Did not do ISSP)	BK	13,626	354	7,542	353	5,907	1,606	2,992	1,537	2,832	2,817	39,566

E. To be a Christian

[VAR: AMCHRSTN]

RESPONSE	PUNCH	YEAR								COL.		4585 ALL
		1972-82	1982B	1983-87	1987B	1988-91	1993	1994	1996	1998	2000	
Very important	1	0	0	0	0	0	0	0	505	0	0	505
Fairly important	2	0	0	0	0	0	0	0	198	0	0	198
Not very important	3	0	0	0	0	0	0	0	282	0	0	282
Not important at all	4	0	0	0	0	0	0	0	324	0	0	324
Can't choose	8	0	0	0	0	0	0	0	39	0	0	39
No answer	9	0	0	0	0	0	0	0	19	0	0	19
Not applicable (Did not do ISSP)	BK	13,626	354	7,542	353	5,907	1,606	2,992	1,537	2,832	2,817	39,566

F. To respect America's political institutions and laws

[VAR: AMGOVT]

RESPONSE	PUNCH	YEAR								COL.		4586 ALL
		1972-82	1982B	1983-87	1987B	1988-91	1993	1994	1996	1998	2000	
Very important	1	0	0	0	0	0	0	0	856	0	0	856
Fairly important	2	0	0	0	0	0	0	0	377	0	0	377
Not very important	3	0	0	0	0	0	0	0	68	0	0	68
Not important at all	4	0	0	0	0	0	0	0	23	0	0	23
Can't choose	8	0	0	0	0	0	0	0	26	0	0	26
No answer	9	0	0	0	0	0	0	0	17	0	0	17
Not applicable (Did not do ISSP)	BK	13,626	354	7,542	353	5,907	1,606	2,992	1,537	2,832	2,817	39,566

G. To feel American

[VAR: AMFEEL]

RESPONSE	PUNCH	YEAR								COL.		4587 ALL
		1972-82	1982B	1983-87	1987B	1988-91	1993	1994	1996	1998	2000	
Very important	1	0	0	0	0	0	0	0	821	0	0	821
Fairly important	2	0	0	0	0	0	0	0	331	0	0	331
Not very important	3	0	0	0	0	0	0	0	130	0	0	130
Not important at all	4	0	0	0	0	0	0	0	46	0	0	46
Can't choose	8	0	0	0	0	0	0	0	22	0	0	22
No answer	9	0	0	0	0	0	0	0	17	0	0	17
Not applicable (Did not do ISSP)	BK	13,626	354	7,542	353	5,907	1,606	2,992	1,537	2,832	2,817	39,566

1077. How much do you agree or disagree with the following statements?
PLEASE CHECK ONE BOX ON EACH LINE

A. I would rather be a citizen of America than of any other country in the world

[VAR: AMCITIZN]

RESPONSE	PUNCH	YEAR								COL.		4588 ALL
		1972-82	1982B	1983-87	1987B	1988-91	1993	1994	1996	1998	2000	
Agree strongly	1	0	0	0	0	0	0	0	949	0	0	949
Agree	2	0	0	0	0	0	0	0	268	0	0	268
Neither agree nor disagree .	3	0	0	0	0	0	0	0	89	0	0	89
Disagree	4	0	0	0	0	0	0	0	28	0	0	28
Disagree strongly	5	0	0	0	0	0	0	0	7	0	0	7
Can't choose	8	0	0	0	0	0	0	0	12	0	0	12
No answer	9	0	0	0	0	0	0	0	14	0	0	14
Not applicable (Did not do ISSP)	BK	13,626	354	7,542	353	5,907	1,606	2,992	1,537	2,832	2,817	39,566

B. There are some things about America today that make me feel ashamed of America

[VAR: AMSHAMED]

RESPONSE	PUNCH	YEAR									COL.	4589
		1972-82	1982B	1983-87	1987B	1988-91	1993	1994	1996	1998	2000	ALL
Agree strongly	1	0	0	0	0	0	0	0	222	0	0	222
Agree	2	0	0	0	0	0	0	0	647	0	0	647
Neither agree nor disagree .	3	0	0	0	0	0	0	0	210	0	0	210
Disagree	4	0	0	0	0	0	0	0	181	0	0	181
Disagree strongly	5	0	0	0	0	0	0	0	68	0	0	68
Can't choose	8	0	0	0	0	0	0	0	25	0	0	25
No answer	9	0	0	0	0	0	0	0	14	0	0	14
Not applicable (Did not do ISSP)	BK	13,626	354	7,542	353	5,907	1,606	2,992	1,537	2,832	2,817	39,566

C. The world would be a better place if people from other countries were more like the Americans

[VAR: BELIKEUS]

RESPONSE	PUNCH	YEAR									COL.	4590
		1972-82	1982B	1983-87	1987B	1988-91	1993	1994	1996	1998	2000	ALL
Agree strongly	1	0	0	0	0	0	0	0	193	0	0	193
Agree	2	0	0	0	0	0	0	0	330	0	0	330
Neither agree nor disagree .	3	0	0	0	0	0	0	0	439	0	0	439
Disagree	4	0	0	0	0	0	0	0	281	0	0	281
Disagree strongly	5	0	0	0	0	0	0	0	56	0	0	56
Can't choose	8	0	0	0	0	0	0	0	52	0	0	52
No answer	9	0	0	0	0	0	0	0	16	0	0	16
Not applicable (Did not do ISSP)	BK	13,626	354	7,542	353	5,907	1,606	2,992	1,537	2,832	2,817	39,566

D. Generally speaking, America is a better country than most other countries

[VAR: AMBETTER]

RESPONSE	PUNCH	YEAR									COL.	4591
		1972-82	1982B	1983-87	1987B	1988-91	1993	1994	1996	1998	2000	ALL
Agree strongly	1	0	0	0	0	0	0	0	525	0	0	525
Agree	2	0	0	0	0	0	0	0	554	0	0	554
Neither agree nor disagree .	3	0	0	0	0	0	0	0	168	0	0	168
Disagree	4	0	0	0	0	0	0	0	61	0	0	61
Disagree strongly	5	0	0	0	0	0	0	0	21	0	0	21
Can't choose	8	0	0	0	0	0	0	0	22	0	0	22
No answer	9	0	0	0	0	0	0	0	16	0	0	16
Not applicable (Did not do ISSP)	BK	13,626	354	7,542	353	5,907	1,606	2,992	1,537	2,832	2,817	39,566

E. People should support their country even if the country is in the wrong

[VAR: IFWRONG]

RESPONSE	PUNCH	YEAR									COL.	4592
		1972-82	1982B	1983-87	1987B	1988-91	1993	1994	1996	1998	2000	ALL
Agree strongly	1	0	0	0	0	0	0	0	143	0	0	143
Agree	2	0	0	0	0	0	0	0	277	0	0	277
Neither agree nor disagree .	3	0	0	0	0	0	0	0	245	0	0	245
Disagree	4	0	0	0	0	0	0	0	499	0	0	499
Disagree strongly	5	0	0	0	0	0	0	0	151	0	0	151
Can't choose	8	0	0	0	0	0	0	0	37	0	0	37
No answer	9	0	0	0	0	0	0	0	15	0	0	15
Not applicable (Did not do ISSP)	BK	13,626	354	7,542	353	5,907	1,606	2,992	1,537	2,832	2,817	39,566

F. When my country does well in international sports, it makes me proud to be an American

[VAR: AMSPORTS]

RESPONSE	PUNCH	YEAR										COL. 4593
		1972-82	1982B	1983-87	1987B	1988-91	1993	1994	1996	1998	2000	ALL
Agree strongly	1	0	0	0	0	0	0	0	485	0	0	485
Agree	2	0	0	0	0	0	0	0	501	0	0	501
Neither agree nor disagree	3	0	0	0	0	0	0	0	257	0	0	257
Disagree	4	0	0	0	0	0	0	0	70	0	0	70
Disagree strongly	5	0	0	0	0	0	0	0	18	0	0	18
Can't choose	8	0	0	0	0	0	0	0	21	0	0	21
No answer	9	0	0	0	0	0	0	0	15	0	0	15
Not applicable (Did not do ISSP)	BK	13,626	354	7,542	353	5,907	1,606	2,992	1,537	2,832	2,817	39,566

1078. How proud are you of America in each of the following?
PLEASE CHECK ONE BOX ON EACH LINE

A. The way democracy works

[VAR: PROUDEM]

RESPONSE	PUNCH	YEAR										COL. 4594
		1972-82	1982B	1983-87	1987B	1988-91	1993	1994	1996	1998	2000	ALL
Very proud	1	0	0	0	0	0	0	0	369	0	0	369
Somewhat proud	2	0	0	0	0	0	0	0	694	0	0	694
Not very proud	3	0	0	0	0	0	0	0	180	0	0	180
Not proud at all	4	0	0	0	0	0	0	0	34	0	0	34
Can't choose	8	0	0	0	0	0	0	0	65	0	0	65
No answer	9	0	0	0	0	0	0	0	25	0	0	25
Not applicable (Did not do ISSP)	BK	13,626	354	7,542	353	5,907	1,606	2,992	1,537	2,832	2,817	39,566

B. Its political influence in the world

[VAR: PROUDBPOL]

RESPONSE	PUNCH	YEAR										COL. 4595
		1972-82	1982B	1983-87	1987B	1988-91	1993	1994	1996	1998	2000	ALL
Very proud	1	0	0	0	0	0	0	0	280	0	0	280
Somewhat proud	2	0	0	0	0	0	0	0	737	0	0	737
Not very proud	3	0	0	0	0	0	0	0	215	0	0	215
Not proud at all	4	0	0	0	0	0	0	0	41	0	0	41
Can't choose	8	0	0	0	0	0	0	0	68	0	0	68
No answer	9	0	0	0	0	0	0	0	26	0	0	26
Not applicable (Did not do ISSP)	BK	13,626	354	7,542	353	5,907	1,606	2,992	1,537	2,832	2,817	39,566

C. America's economic achievements

[VAR: PROUDECO]

RESPONSE	PUNCH	YEAR										COL. 4596
		1972-82	1982B	1983-87	1987B	1988-91	1993	1994	1996	1998	2000	ALL
Very proud	1	0	0	0	0	0	0	0	374	0	0	374
Somewhat proud	2	0	0	0	0	0	0	0	675	0	0	675
Not very proud	3	0	0	0	0	0	0	0	194	0	0	194
Not proud at all	4	0	0	0	0	0	0	0	39	0	0	39
Can't choose	8	0	0	0	0	0	0	0	53	0	0	53
No answer	9	0	0	0	0	0	0	0	32	0	0	32
Not applicable (Did not do ISSP)	BK	13,626	354	7,542	353	5,907	1,606	2,992	1,537	2,832	2,817	39,566

D. Its social security system

[VAR: PROUDSSS]

RESPONSE	PUNCH	YEAR							COL. 4597			
		1972-82	1982B	1983-87	1987B	1988-91	1993	1994	1996	1998	2000	ALL
Very proud	1	0	0	0	0	0	0	0	181	0	0	181
Somewhat proud	2	0	0	0	0	0	0	0	468	0	0	468
Not very proud	3	0	0	0	0	0	0	0	497	0	0	497
Not proud at all	4	0	0	0	0	0	0	0	152	0	0	152
Can't choose	8	0	0	0	0	0	0	0	43	0	0	43
No answer	9	0	0	0	0	0	0	0	26	0	0	26
Not applicable (Did not do ISSP)	BK	13,626	354	7,542	353	5,907	1,606	2,992	1,537	2,832	2,817	39,566

E. Its scientific and technological achievements

[VAR: PROUDSCI]

RESPONSE	PUNCH	YEAR							COL. 4598			
		1972-82	1982B	1983-87	1987B	1988-91	1993	1994	1996	1998	2000	ALL
Very proud	1	0	0	0	0	0	0	0	648	0	0	648
Somewhat proud	2	0	0	0	0	0	0	0	563	0	0	563
Not very proud	3	0	0	0	0	0	0	0	56	0	0	56
Not proud at all	4	0	0	0	0	0	0	0	9	0	0	9
Can't choose	8	0	0	0	0	0	0	0	63	0	0	63
No answer	9	0	0	0	0	0	0	0	28	0	0	28
Not applicable (Did not do ISSP)	BK	13,626	354	7,542	353	5,907	1,606	2,992	1,537	2,832	2,817	39,566

F. Its achievements in sports

[VAR: PROUDSPT]

RESPONSE	PUNCH	YEAR							COL. 4599			
		1972-82	1982B	1983-87	1987B	1988-91	1993	1994	1996	1998	2000	ALL
Very proud	1	0	0	0	0	0	0	0	476	0	0	476
Somewhat proud	2	0	0	0	0	0	0	0	641	0	0	641
Not very proud	3	0	0	0	0	0	0	0	103	0	0	103
Not proud at all	4	0	0	0	0	0	0	0	44	0	0	44
Can't choose	8	0	0	0	0	0	0	0	75	0	0	75
No answer	9	0	0	0	0	0	0	0	28	0	0	28
Not applicable (Did not do ISSP)	BK	13,626	354	7,542	353	5,907	1,606	2,992	1,537	2,832	2,817	39,566

G. Its achievements in the arts and literature

[VAR: PROUDART]

RESPONSE	PUNCH	YEAR							COL. 4600			
		1972-82	1982B	1983-87	1987B	1988-91	1993	1994	1996	1998	2000	ALL
Very proud	1	0	0	0	0	0	0	0	386	0	0	386
Somewhat proud	2	0	0	0	0	0	0	0	714	0	0	714
Not very proud	3	0	0	0	0	0	0	0	112	0	0	112
Not proud at all	4	0	0	0	0	0	0	0	32	0	0	32
Can't choose	8	0	0	0	0	0	0	0	91	0	0	91
No answer	9	0	0	0	0	0	0	0	32	0	0	32
Not applicable (Did not do ISSP)	BK	13,626	354	7,542	353	5,907	1,606	2,992	1,537	2,832	2,817	39,566

H. America's armed forces

[VAR: PROUDMIL]

RESPONSE	PUNCH	YEAR								COL.		4601 ALL
		1972-82	1982B	1983-87	1987B	1988-91	1993	1994	1996	1998	2000	
Very proud	1	0	0	0	0	0	0	0	631	0	0	631
Somewhat proud	2	0	0	0	0	0	0	0	539	0	0	539
Not very proud	3	0	0	0	0	0	0	0	87	0	0	87
Not proud at all	4	0	0	0	0	0	0	0	31	0	0	31
Can't choose	8	0	0	0	0	0	0	0	54	0	0	54
No answer	9	0	0	0	0	0	0	0	25	0	0	25
Not applicable (Did not do ISSP)	BK	13,626	354	7,542	353	5,907	1,606	2,992	1,537	2,832	2,817	39,566

I. Its history

[VAR: PROUDHIS]

RESPONSE	PUNCH	YEAR								COL.		4602 ALL
		1972-82	1982B	1983-87	1987B	1988-91	1993	1994	1996	1998	2000	
Very proud	1	0	0	0	0	0	0	0	638	0	0	638
Somewhat proud	2	0	0	0	0	0	0	0	491	0	0	491
Not very proud	3	0	0	0	0	0	0	0	108	0	0	108
Not proud at all	4	0	0	0	0	0	0	0	51	0	0	51
Can't choose	8	0	0	0	0	0	0	0	52	0	0	52
No answer	9	0	0	0	0	0	0	0	27	0	0	27
Not applicable (Did not do ISSP)	BK	13,626	354	7,542	353	5,907	1,606	2,992	1,537	2,832	2,817	39,566

J. Its fair and equal treatment of all groups in society

[VAR: PROUDGRP]

RESPONSE	PUNCH	YEAR								COL.		4603 ALL
		1972-82	1982B	1983-87	1987B	1988-91	1993	1994	1996	1998	2000	
Very proud	1	0	0	0	0	0	0	0	233	0	0	233
Somewhat proud	2	0	0	0	0	0	0	0	500	0	0	500
Not very proud	3	0	0	0	0	0	0	0	398	0	0	398
Not proud at all	4	0	0	0	0	0	0	0	146	0	0	146
Can't choose	8	0	0	0	0	0	0	0	64	0	0	64
No answer	9	0	0	0	0	0	0	0	26	0	0	26
Not applicable (Did not do ISSP)	BK	13,626	354	7,542	353	5,907	1,606	2,992	1,537	2,832	2,817	39,566

Now we would like to ask a few questions about relations between America and other countries.

1079. How much do you agree or disagree with the following statements?
PLEASE CHECK ONE BOX ON EACH LINE

A. America should limit the import of foreign products in order to protect its national economy

[VAR: IMPORTS]

RESPONSE	PUNCH	YEAR								COL.		4604 ALL
		1972-82	1982B	1983-87	1987B	1988-91	1993	1994	1996	1998	2000	
Agree strongly	1	0	0	0	0	0	0	0	291	0	0	291
Agree	2	0	0	0	0	0	0	0	589	0	0	589
Neither agree nor disagree .	3	0	0	0	0	0	0	0	219	0	0	219
Disagree	4	0	0	0	0	0	0	0	142	0	0	142
Disagree strongly	5	0	0	0	0	0	0	0	40	0	0	40
Can't choose	8	0	0	0	0	0	0	0	62	0	0	62
No answer	9	0	0	0	0	0	0	0	24	0	0	24
Not applicable (Did not do ISSP)	BK	13,626	354	7,542	353	5,907	1,606	2,992	1,537	2,832	2,817	39,566

B. For certain problems, like environmental pollution, international bodies should have the right to enforce solutions

[VAR: WRLDGOVT]

RESPONSE	PUNCH	YEAR									COL.	4605
		1972-82	1982B	1983-87	1987B	1988-91	1993	1994	1996	1998	2000	ALL
Agree strongly	1	0	0	0	0	0	0	0	262	0	0	262
Agree	2	0	0	0	0	0	0	0	650	0	0	650
Neither agree nor disagree .	3	0	0	0	0	0	0	0	199	0	0	199
Disagree	4	0	0	0	0	0	0	0	116	0	0	116
Disagree strongly	5	0	0	0	0	0	0	0	28	0	0	28
Can't choose	8	0	0	0	0	0	0	0	85	0	0	85
No answer	9	0	0	0	0	0	0	0	27	0	0	27
Not applicable (Did not do ISSP)	BK	13,626	354	7,542	353	5,907	1,606	2,992	1,537	2,832	2,817	39,566

C. American schools should make much more effort to teach foreign languages properly

[VAR: FORLANG]

RESPONSE	PUNCH	YEAR									COL.	4606
		1972-82	1982B	1983-87	1987B	1988-91	1993	1994	1996	1998	2000	ALL
Agree strongly	1	0	0	0	0	0	0	0	236	0	0	236
Agree	2	0	0	0	0	0	0	0	600	0	0	600
Neither agree nor disagree .	3	0	0	0	0	0	0	0	347	0	0	347
Disagree	4	0	0	0	0	0	0	0	119	0	0	119
Disagree strongly	5	0	0	0	0	0	0	0	15	0	0	15
Can't choose	8	0	0	0	0	0	0	0	29	0	0	29
No answer	9	0	0	0	0	0	0	0	21	0	0	21
Not applicable (Did not do ISSP)	BK	13,626	354	7,542	353	5,907	1,606	2,992	1,537	2,832	2,817	39,566

D. America should follow its own interests, even if this leads to conflicts with other nations

[VAR: AMOWNWAY]

RESPONSE	PUNCH	YEAR									COL.	4607
		1972-82	1982B	1983-87	1987B	1988-91	1993	1994	1996	1998	2000	ALL
Agree strongly	1	0	0	0	0	0	0	0	154	0	0	154
Agree	2	0	0	0	0	0	0	0	418	0	0	418
Neither agree nor disagree .	3	0	0	0	0	0	0	0	351	0	0	351
Disagree	4	0	0	0	0	0	0	0	329	0	0	329
Disagree strongly	5	0	0	0	0	0	0	0	38	0	0	38
Can't choose	8	0	0	0	0	0	0	0	51	0	0	51
No answer	9	0	0	0	0	0	0	0	26	0	0	26
Not applicable (Did not do ISSP)	BK	13,626	354	7,542	353	5,907	1,606	2,992	1,537	2,832	2,817	39,566

E. Foreigners should not be allowed to buy land in America

[VAR: FORLAND]

RESPONSE	PUNCH	YEAR									COL.	4608
		1972-82	1982B	1983-87	1987B	1988-91	1993	1994	1996	1998	2000	ALL
Agree strongly	1	0	0	0	0	0	0	0	147	0	0	147
Agree	2	0	0	0	0	0	0	0	278	0	0	278
Neither agree nor disagree .	3	0	0	0	0	0	0	0	350	0	0	350
Disagree	4	0	0	0	0	0	0	0	401	0	0	401
Disagree strongly	5	0	0	0	0	0	0	0	124	0	0	124
Can't choose	8	0	0	0	0	0	0	0	45	0	0	45
No answer	9	0	0	0	0	0	0	0	22	0	0	22
Not applicable (Did not do ISSP)	BK	13,626	354	7,542	353	5,907	1,606	2,992	1,537	2,832	2,817	39,566

F. American television should give preference to American films and programs

[VAR: AMTV]

RESPONSE	PUNCH	YEAR										COL. 4609
		1972-82	1982B	1983-87	1987B	1988-91	1993	1994	1996	1998	2000	ALL
Agree strongly	1	0	0	0	0	0	0	0	124	0	0	124
Agree	2	0	0	0	0	0	0	0	359	0	0	359
Neither agree nor disagree .	3	0	0	0	0	0	0	0	421	0	0	421
Disagree	4	0	0	0	0	0	0	0	317	0	0	317
Disagree strongly	5	0	0	0	0	0	0	0	77	0	0	77
Can't choose	8	0	0	0	0	0	0	0	45	0	0	45
No answer	9	0	0	0	0	0	0	0	24	0	0	24
Not applicable (Did not do ISSP)	BK	13,626	354	7,542	353	5,907	1,606	2,992	1,537	2,832	2,817	39,566

Now we would like to ask a few questions about minorities in America.

1080. How much do you agree or disagree with the following statements?
PLEASE CHECK ONE BOX ON EACH LINE.

A. It is impossible for people who do not share American customs and traditions to become fully American

[VAR: AMCULT]

RESPONSE	PUNCH	YEAR										COL. 4610
		1972-82	1982B	1983-87	1987B	1988-91	1993	1994	1996	1998	2000	ALL
Agree strongly	1	0	0	0	0	0	0	0	119	0	0	119
Agree	2	0	0	0	0	0	0	0	329	0	0	329
Neither agree nor disagree .	3	0	0	0	0	0	0	0	283	0	0	283
Disagree	4	0	0	0	0	0	0	0	430	0	0	430
Disagree strongly	5	0	0	0	0	0	0	0	104	0	0	104
Can't choose	8	0	0	0	0	0	0	0	46	0	0	46
No answer	9	0	0	0	0	0	0	0	56	0	0	56
Not applicable (Did not do ISSP)	BK	13,626	354	7,542	353	5,907	1,606	2,992	1,537	2,832	2,817	39,566

B. Ethnic minorities should be given government assistance to preserve their customs and traditions

[VAR: MINCULT]

RESPONSE	PUNCH	YEAR										COL. 4611
		1972-82	1982B	1983-87	1987B	1988-91	1993	1994	1996	1998	2000	ALL
Agree strongly	1	0	0	0	0	0	0	0	46	0	0	46
Agree	2	0	0	0	0	0	0	0	168	0	0	168
Neither agree nor disagree .	3	0	0	0	0	0	0	0	293	0	0	293
Disagree	4	0	0	0	0	0	0	0	502	0	0	502
Disagree strongly	5	0	0	0	0	0	0	0	242	0	0	242
Can't choose	8	0	0	0	0	0	0	0	55	0	0	55
No answer	9	0	0	0	0	0	0	0	61	0	0	61
Not applicable (Did not do ISSP)	BK	13,626	354	7,542	353	5,907	1,606	2,992	1,537	2,832	2,817	39,566

1081. Some people say that it is better for a country if different racial and ethnic groups maintain their distinct customs and traditions. Others say that it is better if these groups adapt and blend into the larger society. Which of these views comes closer to your own?
PLEASE CHECK ONE BOX ONLY

[VAR: MELTPOT1]

RESPONSE	PUNCH	YEAR										COL. 4612
		1972-82	1982B	1983-87	1987B	1988-91	1993	1994	1996	1998	2000	ALL
It is better for society if groups maintain their distinct customs and traditions . . . 1		0	0	0	0	0	0	0	399	0	0	399
It is better if groups adapt and blend into the larger society 2		0	0	0	0	0	0	0	557	0	0	557
Don't know 8		0	0	0	0	0	0	0	348	0	0	348
No answer 9		0	0	0	0	0	0	0	63	0	0	63
Not applicable (Did not do ISSP) BK	13,626	354	7,542	353	5,907	1,606	2,992	1,537	2,832	2,817	39,566	

1082. There are different opinions about immigrants from other countries living in America. (By "immigrants" we mean people who come to settle in America.)

How much do you agree or disagree with each of the following statements?
PLEASE CHECK ONE BOX ON EACH LINE

A. Immigrants increase crime rates

[VAR: IMMCRIME]

RESPONSE	PUNCH	YEAR										COL. 4613
		1972-82	1982B	1983-87	1987B	1988-91	1993	1994	1996	1998	2000	ALL
Agree strongly 1		0	0	0	0	0	0	0	95	0	0	95
Agree 2		0	0	0	0	0	0	0	328	0	0	328
Neither agree nor disagree . 3		0	0	0	0	0	0	0	368	0	0	368
Disagree 4		0	0	0	0	0	0	0	388	0	0	388
Disagree strongly 5		0	0	0	0	0	0	0	86	0	0	86
Can't choose 8		0	0	0	0	0	0	0	45	0	0	45
No answer 9		0	0	0	0	0	0	0	57	0	0	57
Not applicable (Did not do ISSP) BK	13,626	354	7,542	353	5,907	1,606	2,992	1,537	2,832	2,817	39,566	

B. Immigrants are generally good for America's economy

[VAR: IMMAMECO]

RESPONSE	PUNCH	YEAR										COL. 4614
		1972-82	1982B	1983-87	1987B	1988-91	1993	1994	1996	1998	2000	ALL
Agree strongly 1		0	0	0	0	0	0	0	60	0	0	60
Agree 2		0	0	0	0	0	0	0	364	0	0	364
Neither agree nor disagree . 3		0	0	0	0	0	0	0	413	0	0	413
Disagree 4		0	0	0	0	0	0	0	361	0	0	361
Disagree strongly 5		0	0	0	0	0	0	0	52	0	0	52
Can't choose 8		0	0	0	0	0	0	0	60	0	0	60
No answer 9		0	0	0	0	0	0	0	57	0	0	57
Not applicable (Did not do ISSP) BK	13,626	354	7,542	353	5,907	1,606	2,992	1,537	2,832	2,817	39,566	

C. Immigrants take jobs away from people who were born in America

[VAR: IMMJOBS]

RESPONSE	PUNCH	YEAR								COL. 4615		
		1972-82	1982B	1983-87	1987B	1988-91	1993	1994	1996	1998	2000	ALL
Agree strongly	1	0	0	0	0	0	0	0	170	0	0	170
Agree	2	0	0	0	0	0	0	0	446	0	0	446
Neither agree nor disagree .	3	0	0	0	0	0	0	0	299	0	0	299
Disagree	4	0	0	0	0	0	0	0	301	0	0	301
Disagree strongly	5	0	0	0	0	0	0	0	65	0	0	65
Can't choose	8	0	0	0	0	0	0	0	28	0	0	28
No answer	9	0	0	0	0	0	0	0	58	0	0	58
Not applicable (Did not do ISSP)	BK	13,626	354	7,542	353	5,907	1,606	2,992	1,537	2,832	2,817	39,566

D. Immigrants make America more open to new ideas and cultures

[VAR: IMMIDEAS]

RESPONSE	PUNCH	YEAR								COL. 4616		
		1972-82	1982B	1983-87	1987B	1988-91	1993	1994	1996	1998	2000	ALL
Agree strongly	1	0	0	0	0	0	0	0	152	0	0	152
Agree	2	0	0	0	0	0	0	0	636	0	0	636
Neither agree nor disagree .	3	0	0	0	0	0	0	0	278	0	0	278
Disagree	4	0	0	0	0	0	0	0	169	0	0	169
Disagree strongly	5	0	0	0	0	0	0	0	34	0	0	34
Can't choose	8	0	0	0	0	0	0	0	44	0	0	44
No answer	9	0	0	0	0	0	0	0	54	0	0	54
Not applicable (Did not do ISSP)	BK	13,626	354	7,542	353	5,907	1,606	2,992	1,537	2,832	2,817	39,566

1083. Do you think the number of immigrants to America nowadays should be...
PLEASE CHECK ONE BOX ONLY

[VAR: LETIN1]

RESPONSE	PUNCH	YEAR								COL. 4617		
		1972-82	1982B	1983-87	1987B	1988-91	1993	1994	1996	1998	2000	ALL
Increased a lot	1	0	0	0	0	0	0	0	33	0	0	33
Increased a little	2	0	0	0	0	0	0	0	65	0	0	65
Remain the same as it is . .	3	0	0	0	0	0	0	0	310	0	0	310
Reduced a little	4	0	0	0	0	0	0	0	339	0	0	339
Reduced a lot	5	0	0	0	0	0	0	0	394	0	0	394
Can't choose	8	0	0	0	0	0	0	0	172	0	0	172
No answer	9	0	0	0	0	0	0	0	54	0	0	54
Not applicable (Did not do ISSP)	BK	13,626	354	7,542	353	5,907	1,606	2,992	1,537	2,832	2,817	39,566

1084. How much do you agree or disagree that refugees who have suffered political repression in their own country should be allowed to stay in America?
PLEASE CHECK ONE BOX ONLY

[VAR: REFUGEES]

RESPONSE	PUNCH	YEAR									COL. 4618	
		1972-82	1982B	1983-87	1987B	1988-91	1993	1994	1996	1998	2000	ALL
Agree strongly	1	0	0	0	0	0	0	0	133	0	0	133
Agree	2	0	0	0	0	0	0	0	433	0	0	433
Neither agree nor disagree .	3	0	0	0	0	0	0	0	343	0	0	343
Disagree	4	0	0	0	0	0	0	0	213	0	0	213
Disagree strongly	5	0	0	0	0	0	0	0	90	0	0	90
Can't choose	8	0	0	0	0	0	0	0	129	0	0	129
No answer	9	0	0	0	0	0	0	0	26	0	0	26
Not applicable (Did not do ISSP)	BK	13,626	354	7,542	353	5,907	1,606	2,992	1,537	2,832	2,817	39,566

1085. Where did you spend most of your childhood until age 16?
PLEASE CHECK ONE BOX ONLY

[VAR: RES161]

RESPONSE	PUNCH	YEAR									COL. 4619	
		1972-82	1982B	1983-87	1987B	1988-91	1993	1994	1996	1998	2000	ALL
In this community	1	0	0	0	0	0	0	0	418	0	0	418
In a different community, but in this state	2	0	0	0	0	0	0	0	427	0	0	427
In a different state in America	3	0	0	0	0	0	0	0	416	0	0	416
Outside America	4	0	0	0	0	0	0	0	81	0	0	81
Don't know	8	0	0	0	0	0	0	0	1	0	0	1
No answer	9	0	0	0	0	0	0	0	24	0	0	24
Not applicable (Did not do ISSP)	BK	13,626	354	7,542	353	5,907	1,606	2,992	1,537	2,832	2,817	39,566

1086. How long have you lived in the community where you live now?

[VAR: LIVECOM1]

RESPONSE	PUNCH	YEAR									COL. 4620-4621	
		1972-82	1982B	1983-87	1987B	1988-91	1993	1994	1996	1998	2000	ALL
One year or Less	1	0	0	0	0	0	0	0	185	0	0	185
2 years	2	0	0	0	0	0	0	0	88	0	0	88
3 years	3	0	0	0	0	0	0	0	71	0	0	71
4 years	4	0	0	0	0	0	0	0	59	0	0	59
5 years	5	0	0	0	0	0	0	0	60	0	0	60
6 years	6	0	0	0	0	0	0	0	45	0	0	45
7 years	7	0	0	0	0	0	0	0	30	0	0	30
8 years	8	0	0	0	0	0	0	0	34	0	0	34
9 years	9	0	0	0	0	0	0	0	27	0	0	27
10-19 years	10-19	0	0	0	0	0	0	0	238	0	0	238
20-95 years	20-95	0	0	0	0	0	0	0	481	0	0	481
Don't know	98	0	0	0	0	0	0	0	3	0	0	3
No answer	99	0	0	0	0	0	0	0	46	0	0	46
Not applicable (Did not do ISSP)	BK	13,626	354	7,542	353	5,907	1,606	2,992	1,537	2,832	2,817	39,566

REMARKS: This variable codes exact number of years which the respondent has lived in his/her community. The collapsed numbers are for convenience of display only.

1087. About how long altogether have you lived in other countries?
PLEASE CHECK ONE BOX ONLY

[VAR: ABROAD]

RESPONSE	PUNCH	YEAR										COL. 4622
		1972-82	1982B	1983-87	1987B	1988-91	1993	1994	1996	1998	2000	ALL
Never lived in other countries	1	0	0	0	0	0	0	0	1,014	0	0	1,014
Less than 1 year in all	2	0	0	0	0	0	0	0	68	0	0	68
1 to 4 years in all	3	0	0	0	0	0	0	0	119	0	0	119
5 years or longer	4	0	0	0	0	0	0	0	139	0	0	139
Don't know	8	0	0	0	0	0	0	0	1	0	0	1
No answer	9	0	0	0	0	0	0	0	26	0	0	26
Not applicable (Did not do ISSP)	BK	13,626	354	7,542	353	5,907	1,606	2,992	1,537	2,832	2,817	39,566

1088. What language(s) do you speak at home? PLEASE FILL IN
At home, I speak...

First response

[VAR: SPKHOME1]

RESPONSE	PUNCH	YEAR										COL. 4623-4624
		1972-82	1982B	1983-87	1987B	1988-91	1993	1994	1996	1998	2000	ALL
English	1	0	0	0	0	0	0	0	1,258	0	0	1,258
Spanish	2	0	0	0	0	0	0	0	30	0	0	30
Polish	3	0	0	0	0	0	0	0	1	0	0	1
French	4	0	0	0	0	0	0	0	5	0	0	5
Hebrew	5	0	0	0	0	0	0	0	1	0	0	1
Russian	6	0	0	0	0	0	0	0	1	0	0	1
Tagalog	7	0	0	0	0	0	0	0	2	0	0	2
Chinese	8	0	0	0	0	0	0	0	1	0	0	1
Urdu	9	0	0	0	0	0	0	0	1	0	0	1
Italian	10	0	0	0	0	0	0	0	3	0	0	3
Rumanian	11	0	0	0	0	0	0	0	1	0	0	1
German	12	0	0	0	0	0	0	0	2	0	0	2
Pashtu	13	0	0	0	0	0	0	0	1	0	0	1
Chamorro	14	0	0	0	0	0	0	0	1	0	0	1
Ukrainian	15	0	0	0	0	0	0	0	1	0	0	1
Hungarian	16	0	0	0	0	0	0	0	1	0	0	1
Turkish	17	0	0	0	0	0	0	0	1	0	0	1
Khmer	18	0	0	0	0	0	0	0	1	0	0	1
Korean	19	0	0	0	0	0	0	0	1	0	0	1
Navajo	20	0	0	0	0	0	0	0	3	0	0	3
Malayam	21	0	0	0	0	0	0	0	0	0	0	0
Arabic	22	0	0	0	0	0	0	0	0	0	0	0
Farsi/Persian	23	0	0	0	0	0	0	0	0	0	0	0
Serbian	24	0	0	0	0	0	0	0	0	0	0	0
Lithuanian	25	0	0	0	0	0	0	0	0	0	0	0
Thai	27	0	0	0	0	0	0	0	0	0	0	0
Gujarati	28	0	0	0	0	0	0	0	0	0	0	0
Dari	30	0	0	0	0	0	0	0	0	0	0	0
Slovak	31	0	0	0	0	0	0	0	0	0	0	0
Japanese	32	0	0	0	0	0	0	0	0	0	0	0
Portuguese	33	0	0	0	0	0	0	0	0	0	0	0
Vajun	34	0	0	0	0	0	0	0	0	0	0	0
Yiddish	35	0	0	0	0	0	0	0	0	0	0	0
Creole	36	0	0	0	0	0	0	0	0	0	0	0
Vietnamese	37	0	0	0	0	0	0	0	1	0	0	1
Norwegian	38	0	0	0	0	0	0	0	0	0	0	0
Malaysian	39	0	0	0	0	0	0	0	0	0	0	0
Latin	40	0	0	0	0	0	0	0	0	0	0	0
Czech	41	0	0	0	0	0	0	0	0	0	0	0
Hindu	42	0	0	0	0	0	0	0	0	0	0	0
Swedish	44	0	0	0	0	0	0	0	0	0	0	0
Vesaya	45	0	0	0	0	0	0	0	0	0	0	0
No answer	99	0	0	0	0	0	0	0	50	0	0	50
Not applicable (Did not do ISSP)	BK	13,626	354	7,542	353	5,907	1,606	2,992	1,537	2,832	2,817	39,566

Second response

[VAR: SPKHOME2]

RESPONSE	PUNCH	YEAR										COL. 4625-4626		
		1972-82	1982B	1983-87	1987B	1988-91	1993	1994	1996	1998	2000	ALL		
English	1	0	0	0	0	0	0	0	30	0	0	30		
Spanish	2	0	0	0	0	0	0	0	28	0	0	28		
Polish	3	0	0	0	0	0	0	0	2	0	0	2		
French	4	0	0	0	0	0	0	0	3	0	0	3		
Hebrew	5	0	0	0	0	0	0	0	0	0	0	0		
Russian	6	0	0	0	0	0	0	0	0	0	0	0		
Tagalog	7	0	0	0	0	0	0	0	2	0	0	2		
Chinese	8	0	0	0	0	0	0	0	1	0	0	1		
Urdu	9	0	0	0	0	0	0	0	0	0	0	0		
Italian	10	0	0	0	0	0	0	0	2	0	0	2		
Rumanian	11	0	0	0	0	0	0	0	0	0	0	0		
German	12	0	0	0	0	0	0	0	2	0	0	2		
Pashtu	13	0	0	0	0	0	0	0	0	0	0	0		
Chamorro	14	0	0	0	0	0	0	0	0	0	0	0		
Ukrainian	15	0	0	0	0	0	0	0	0	0	0	0		
Hungarian	16	0	0	0	0	0	0	0	1	0	0	1		
Turkish	17	0	0	0	0	0	0	0	0	0	0	0		
Khmer	18	0	0	0	0	0	0	0	0	0	0	0		
Korean	19	0	0	0	0	0	0	0	0	0	0	0		
Navajo	20	0	0	0	0	0	0	0	1	0	0	1		
Malayam	21	0	0	0	0	0	0	0	1	0	0	1		
Arabic	22	0	0	0	0	0	0	0	2	0	0	2		
Farsi/Persian	23	0	0	0	0	0	0	0	1	0	0	1		
Serbian	24	0	0	0	0	0	0	0	1	0	0	1		
Lithuanian	25	0	0	0	0	0	0	0	1	0	0	1		
Thai	27	0	0	0	0	0	0	0	0	0	0	0		
Gujarati	28	0	0	0	0	0	0	0	1	0	0	1		
Dari	30	0	0	0	0	0	0	0	0	0	0	0		
Slovak	31	0	0	0	0	0	0	0	1	0	0	1		
Japanese	32	0	0	0	0	0	0	0	0	0	0	0		
Portuguese	33	0	0	0	0	0	0	0	0	0	0	0		
Vajun	34	0	0	0	0	0	0	0	0	0	0	0		
Yiddish	35	0	0	0	0	0	0	0	0	0	0	0		
Creole	36	0	0	0	0	0	0	0	0	0	0	0		
Vietnamese	37	0	0	0	0	0	0	0	1	0	0	1		
Norwegian	38	0	0	0	0	0	0	0	0	0	0	0		
Malaysian	39	0	0	0	0	0	0	0	0	0	0	0		
Latin	40	0	0	0	0	0	0	0	0	0	0	0		
Czech	41	0	0	0	0	0	0	0	0	0	0	0		
Hindu	42	0	0	0	0	0	0	0	1	0	0	1		
Swedish	44	0	0	0	0	0	0	0	0	0	0	0		
Vesaya	45	0	0	0	0	0	0	0	0	0	0	0		
No answer	99	0	0	0	0	0	0	0	1	0	0	1		
Not applicable (Did not do ISSP)	BK	13,626	354	7,542	353	5,907	1,606	2,992	2,821	2,832	2,817	40,850		

1089. What language(s) do you speak well? PLEASE FILL IN

First response

[VAR: SPKLANG1]

RESPONSE	PUNCH	YEAR									COL. 4627-4628	
		1972-82	1982B	1983-87	1987B	1988-91	1993	1994	1996	1998	2000	ALL
English	1	0	0	0	0	0	0	0	1,065	0	0	1,065
Spanish	2	0	0	0	0	0	0	0	51	0	0	51
Polish	3	0	0	0	0	0	0	0	2	0	0	2
French	4	0	0	0	0	0	0	0	15	0	0	15
Hebrew	5	0	0	0	0	0	0	0	3	0	0	3
Russian	6	0	0	0	0	0	0	0	1	0	0	1
Tagalog	7	0	0	0	0	0	0	0	2	0	0	2
Chinese	8	0	0	0	0	0	0	0	2	0	0	2
Urdu	9	0	0	0	0	0	0	0	0	0	0	0
Italian	10	0	0	0	0	0	0	0	2	0	0	2
Rumanian	11	0	0	0	0	0	0	0	1	0	0	1
German	12	0	0	0	0	0	0	0	7	0	0	7
Pashtu	13	0	0	0	0	0	0	0	0	0	0	0
Chamorro	14	0	0	0	0	0	0	0	1	0	0	1
Ukrainian	15	0	0	0	0	0	0	0	1	0	0	1
Hungarian	16	0	0	0	0	0	0	0	1	0	0	1
Turkish	17	0	0	0	0	0	0	0	1	0	0	1
Khmer	18	0	0	0	0	0	0	0	1	0	0	1
Korean	19	0	0	0	0	0	0	0	1	0	0	1
Navajo	20	0	0	0	0	0	0	0	2	0	0	2
Malayam	21	0	0	0	0	0	0	0	1	0	0	1
Arabic	22	0	0	0	0	0	0	0	0	0	0	0
Farsi/Persian	23	0	0	0	0	0	0	0	2	0	0	2
Serbian	24	0	0	0	0	0	0	0	0	0	0	0
Lithuanian	25	0	0	0	0	0	0	0	0	0	0	0
Thai	27	0	0	0	0	0	0	0	0	0	0	0
Gujarati	28	0	0	0	0	0	0	0	0	0	0	0
Dari	30	0	0	0	0	0	0	0	1	0	0	1
Slovak	31	0	0	0	0	0	0	0	1	0	0	1
Japanese	32	0	0	0	0	0	0	0	1	0	0	1
Portuguese	33	0	0	0	0	0	0	0	1	0	0	1
Vajun	34	0	0	0	0	0	0	0	1	0	0	1
Yiddish	35	0	0	0	0	0	0	0	0	0	0	0
Creole	36	0	0	0	0	0	0	0	0	0	0	0
Vietnamese	37	0	0	0	0	0	0	0	1	0	0	1
Norwegian	38	0	0	0	0	0	0	0	0	0	0	0
Malaysian	39	0	0	0	0	0	0	0	0	0	0	0
Latin	40	0	0	0	0	0	0	0	1	0	0	1
Czech	41	0	0	0	0	0	0	0	0	0	0	0
Hindu	42	0	0	0	0	0	0	0	0	0	0	0
Swedish	44	0	0	0	0	0	0	0	1	0	0	1
Vesaya	45	0	0	0	0	0	0	0	1	0	0	1
No answer	99	0	0	0	0	0	0	0	196	0	0	196
Not applicable (Did not do ISSP)	BK	13,626	354	7,542	353	5,907	1,606	2,992	1,537	2,832	2,817	39,566

Second response

[VAR: SPKLANG2]

RESPONSE	PUNCH	YEAR										COL. 4629-4630	
		1972-82	1982B	1983-87	1987B	1988-91	1993	1994	1996	1998	2000	ALL	
English	1	0	0	0	0	0	0	0	38	0	0	38	
Spanish	2	0	0	0	0	0	0	0	45	0	0	45	
Polish	3	0	0	0	0	0	0	0	3	0	0	3	
French	4	0	0	0	0	0	0	0	16	0	0	16	
Hebrew	5	0	0	0	0	0	0	0	0	0	0	0	
Russian	6	0	0	0	0	0	0	0	0	0	0	0	
Tagalog	7	0	0	0	0	0	0	0	3	0	0	3	
Chinese	8	0	0	0	0	0	0	0	0	0	0	0	
Urdu	9	0	0	0	0	0	0	0	2	0	0	2	
Italian	10	0	0	0	0	0	0	0	6	0	0	6	
Rumanian	11	0	0	0	0	0	0	0	0	0	0	0	
German	12	0	0	0	0	0	0	0	16	0	0	16	
Pashtu	13	0	0	0	0	0	0	0	0	0	0	0	
Chamorro	14	0	0	0	0	0	0	0	0	0	0	0	
Ukrainian	15	0	0	0	0	0	0	0	0	0	0	0	
Hungarian	16	0	0	0	0	0	0	0	1	0	0	1	
Turkish	17	0	0	0	0	0	0	0	0	0	0	0	
Khmer	18	0	0	0	0	0	0	0	0	0	0	0	
Korean	19	0	0	0	0	0	0	0	1	0	0	1	
Navajo	20	0	0	0	0	0	0	0	2	0	0	2	
Malayam	21	0	0	0	0	0	0	0	0	0	0	0	
Arabic	22	0	0	0	0	0	0	0	2	0	0	2	
Farsi/Persian	23	0	0	0	0	0	0	0	1	0	0	1	
Serbian	24	0	0	0	0	0	0	0	0	0	0	0	
Lithuanian	25	0	0	0	0	0	0	0	1	0	0	1	
Thai	27	0	0	0	0	0	0	0	0	0	0	0	
Gujarati	28	0	0	0	0	0	0	0	1	0	0	1	
Dari	30	0	0	0	0	0	0	0	0	0	0	0	
Slovak	31	0	0	0	0	0	0	0	0	0	0	0	
Japanese	32	0	0	0	0	0	0	0	0	0	0	0	
Portuguese	33	0	0	0	0	0	0	0	0	0	0	0	
Vajun	34	0	0	0	0	0	0	0	0	0	0	0	
Yiddish	35	0	0	0	0	0	0	0	1	0	0	1	
Creole	36	0	0	0	0	0	0	0	1	0	0	1	
Vietnamese	37	0	0	0	0	0	0	0	1	0	0	1	
Norwegian	38	0	0	0	0	0	0	0	1	0	0	1	
Malaysian	39	0	0	0	0	0	0	0	1	0	0	1	
Latin	40	0	0	0	0	0	0	0	1	0	0	1	
Czech	41	0	0	0	0	0	0	0	1	0	0	1	
Hindu	42	0	0	0	0	0	0	0	1	0	0	1	
Swedish	44	0	0	0	0	0	0	0	0	0	0	0	
Vesaya	45	0	0	0	0	0	0	0	0	0	0	0	
No answer	99	0	0	0	0	0	0	0	1	0	0	1	
Not applicable (Did not do ISSP)	BK	13,626	354	7,542	353	5,907	1,606	2,992	2,757	2,832	2,817	40,786	

Third response

[VAR: SPKLANG3]

RESPONSE	PUNCH	YEAR										COL. 4631-4632
		1972-82	1982B	1983-87	1987B	1988-91	1993	1994	1996	1998	2000	ALL
English	1	0	0	0	0	0	0	0	4	0	0	4
Spanish	2	0	0	0	0	0	0	0	4	0	0	4
Polish	3	0	0	0	0	0	0	0	0	0	0	0
French	4	0	0	0	0	0	0	0	2	0	0	2
Hebrew	5	0	0	0	0	0	0	0	0	0	0	0
Russian	6	0	0	0	0	0	0	0	1	0	0	1
Tagalog	7	0	0	0	0	0	0	0	0	0	0	0
Chinese	8	0	0	0	0	0	0	0	0	0	0	0
Urdu	9	0	0	0	0	0	0	0	0	0	0	0
Italian	10	0	0	0	0	0	0	0	2	0	0	2
Rumanian	11	0	0	0	0	0	0	0	0	0	0	0
German	12	0	0	0	0	0	0	0	5	0	0	5
Pashtu	13	0	0	0	0	0	0	0	0	0	0	0
Chamorro	14	0	0	0	0	0	0	0	0	0	0	0
Ukrainian	15	0	0	0	0	0	0	0	0	0	0	0
Hungarian	16	0	0	0	0	0	0	0	0	0	0	0
Turkish	17	0	0	0	0	0	0	0	0	0	0	0
Khmer	18	0	0	0	0	0	0	0	0	0	0	0
Korean	19	0	0	0	0	0	0	0	0	0	0	0
Navajo	20	0	0	0	0	0	0	0	0	0	0	0
Malayam	21	0	0	0	0	0	0	0	0	0	0	0
Arabic	22	0	0	0	0	0	0	0	0	0	0	0
Farsi/Persian	23	0	0	0	0	0	0	0	0	0	0	0
Serbian	24	0	0	0	0	0	0	0	0	0	0	0
Lithuanian	25	0	0	0	0	0	0	0	0	0	0	0
Thai	27	0	0	0	0	0	0	0	0	0	0	0
Gujarati	28	0	0	0	0	0	0	0	0	0	0	0
Dari	30	0	0	0	0	0	0	0	0	0	0	0
Slovak	31	0	0	0	0	0	0	0	0	0	0	0
Japanese	32	0	0	0	0	0	0	0	2	0	0	2
Portuguese	33	0	0	0	0	0	0	0	1	0	0	1
Vajun	34	0	0	0	0	0	0	0	0	0	0	0
Yiddish	35	0	0	0	0	0	0	0	0	0	0	0
Creole	36	0	0	0	0	0	0	0	0	0	0	0
Vietnamese	37	0	0	0	0	0	0	0	0	0	0	0
Norwegian	38	0	0	0	0	0	0	0	0	0	0	0
Malaysian	39	0	0	0	0	0	0	0	0	0	0	0
Latin	40	0	0	0	0	0	0	0	0	0	0	0
Czech	41	0	0	0	0	0	0	0	0	0	0	0
Hindu	42	0	0	0	0	0	0	0	2	0	0	2
Hakka	43	0	0	0	0	0	0	0	1	0	0	1
Swedish	44	0	0	0	0	0	0	0	0	0	0	0
Vesaya	45	0	0	0	0	0	0	0	0	0	0	0
No answer	99	0	0	0	0	0	0	0	1	0	0	1
Not applicable (Did not do ISSP)	BK	13,626	354	7,542	353	5,907	1,606	2,992	2,879	2,832	2,817	40,908

1090 A. Are you a citizen of America?

[VAR: CITIZEN]

RESPONSE	PUNCH	YEAR										COL. 4633
		1972-82	1982B	1983-87	1987B	1988-91	1993	1994	1996	1998	2000	ALL
Yes	1	0	0	0	0	0	0	0	1,285	0	0	1,285
No	2	0	0	0	0	0	0	0	57	0	0	57
Don't know	8	0	0	0	0	0	0	0	0	0	0	0
No answer	9	0	0	0	0	0	0	0	25	0	0	25
Not applicable (Did not do ISSP)	BK	13,626	354	7,542	353	5,907	1,606	2,992	1,537	2,832	2,817	39,566

B. At the time of your birth, were both, one or neither of your parents citizens of America?
PLEASE CHECK ONE BOX ONLY

[VAR: PARCIT]

RESPONSE	PUNCH	YEAR										COL. 4634
		1972-82	1982B	1983-87	1987B	1988-91	1993	1994	1996	1998	2000	ALL
Both were citizens of America	1	0	0	0	0	0	0	0	1218	0	0	1,218
Only father was a citizen of America	2	0	0	0	0	0	0	0	17	0	0	17
Only mother was a citizen of America	3	0	0	0	0	0	0	0	13	0	0	13
Neither parent was a citizen of America	4	0	0	0	0	0	0	0	99	0	0	99
Don't know	8	0	0	0	0	0	0	0	2	0	0	2
No answer	9	0	0	0	0	0	0	0	18	0	0	18
Not applicable (Did not do ISSP)	BK	13,626	354	7,542	353	5,907	1,606	2,992	1,537	2,832	2,817	39,566

1091. How close do you feel to your ethnic or racial group?

[VAR: ETHCLOSE]

RESPONSE	PUNCH	YEAR										COL. 4635
		1972-82	1982B	1983-87	1987B	1988-91	1993	1994	1996	1998	2000	ALL
Very close	1	0	0	0	0	0	0	0	490	0	0	490
Close	2	0	0	0	0	0	0	0	474	0	0	474
Not very close	3	0	0	0	0	0	0	0	216	0	0	216
Not close at all	4	0	0	0	0	0	0	0	67	0	0	67
Can't choose	8	0	0	0	0	0	0	0	96	0	0	96
No answer	9	0	0	0	0	0	0	0	24	0	0	24
Not applicable (Did not do ISSP)	BK	13,626	354	7,542	353	5,907	1,606	2,992	1,537	2,832	2,817	39,566

1092. How much have you heard or read about the North American Free Trade Agreement or NAFTA?

[VAR: NAFTA1]

RESPONSE	PUNCH	YEAR										COL. 4636
		1972-82	1982B	1983-87	1987B	1988-91	1993	1994	1996	1998	2000	ALL
A lot	1	0	0	0	0	0	0	0	181	0	0	181
Quite a bit	2	0	0	0	0	0	0	0	406	0	0	406
Not much	3	0	0	0	0	0	0	0	561	0	0	561
Nothing at all	4	0	0	0	0	0	0	0	199	0	0	199
Don't know	8	0	0	0	0	0	0	0	1	0	0	1
No answer	9	0	0	0	0	0	0	0	19	0	0	19
Not applicable (Did not do ISSP)	BK	13,626	354	7,542	353	5,907	1,606	2,992	1,537	2,832	2,817	39,566

1093. Generally speaking, would you say that America benefits or does not benefit from being a member of NAFTA? PLEASE CHECK ONE BOX ONLY

[VAR: NAFTA2]

RESPONSE	PUNCH	YEAR										COL. 4637
		1972-82	1982B	1983-87	1987B	1988-91	1993	1994	1996	1998	2000	ALL
Benefits	1	0	0	0	0	0	0	0	377	0	0	377
Does not benefit	2	0	0	0	0	0	0	0	270	0	0	270
Don't know	3	0	0	0	0	0	0	0	581	0	0	581
Have never heard of NAFTA	4	0	0	0	0	0	0	0	120	0	0	120
No answer	9	0	0	0	0	0	0	0	19	0	0	19
Not applicable (Did not do ISSP)	BK	13,626	354	7,542	353	5,907	1,606	2,992	1,537	2,832	2,817	39,566

1094. How much do you agree or disagree with the following statement?

America should take stronger measures to exclude illegal immigrants.
PLEASE CHECK ONE BOX ONLY

[VAR: EXCLDIMM]

RESPONSE	PUNCH	YEAR										COL. 4638
		1972-82	1982B	1983-87	1987B	1988-91	1993	1994	1996	1998	2000	ALL
Agree strongly	1	0	0	0	0	0	0	0	592	0	0	592
Agree	2	0	0	0	0	0	0	0	395	0	0	395
Neither agree nor disagree .	3	0	0	0	0	0	0	0	179	0	0	179
Disagree	4	0	0	0	0	0	0	0	86	0	0	86
Disagree strongly	5	0	0	0	0	0	0	0	27	0	0	27
Can't choose	8	0	0	0	0	0	0	0	68	0	0	68
No answer	9	0	0	0	0	0	0	0	20	0	0	20
Not applicable (Did not do ISSP)	BK	13,626	354	7,542	353	5,907	1,606	2,992	1,537	2,832	2,817	39,566

1095. A. Now I would like to ask you some questions about a man who admits he is a Communist. Suppose this admitted Communist wanted to make a speech in your community. Should he be forbidden from speaking or not?

[VAR: FORBDCOM]

RESPONSE	PUNCH	YEAR										COL. 4643
		1972-82	1982B	1983-87	1987B	1988-91	1993	1994	1996	1998	2000	ALL
Yes	1	0	0	0	0	164	0	0	0	0	0	164
No	2	0	0	0	0	314	0	0	0	0	0	314
Don't know	8	0	0	0	0	14	0	0	0	0	0	14
No answer	9	0	0	0	0	6	0	0	0	0	0	6
Not applicable (Form 2)	BK	13,626	354	7,542	353	5,409	1,606	2,992	2,904	2,832	2,817	40,435

B. Or consider a person who believes that Blacks are genetically inferior. If such a person wanted to make a speech in your community claiming that Blacks are inferior, should he be forbidden from speaking or not?

[VAR: FORBDRAC]

RESPONSE	PUNCH	YEAR										COL. 4644
		1972-82	1982B	1983-87	1987B	1988-91	1993	1994	1996	1998	2000	ALL
Yes	1	0	0	0	0	189	0	0	0	0	0	189
No	2	0	0	0	0	284	0	0	0	0	0	284
Don't know	8	0	0	0	0	18	0	0	0	0	0	18
No answer	9	0	0	0	0	7	0	0	0	0	0	7
Not applicable (Form 2)	BK	13,626	354	7,542	353	5,409	1,606	2,992	2,904	2,832	2,817	40,435

C. Do you think the law should forbid marriage between blacks and whites?

[VAR: FORBDMAR]

RESPONSE	PUNCH	YEAR										COL. 4645
		1972-82	1982B	1983-87	1987B	1988-91	1993	1994	1996	1998	2000	ALL
Yes	1	0	0	0	0	88	0	0	0	0	0	88
No	2	0	0	0	0	385	0	0	0	0	0	385
Don't know	8	0	0	0	0	18	0	0	0	0	0	18
No answer	9	0	0	0	0	7	0	0	0	0	0	7
Not applicable (Form 2)	BK	13,626	354	7,542	353	5,409	1,606	2,992	2,904	2,832	2,817	40,435

D. Now, I would like to ask you some questions about a man who admits he is a Communist. Suppose this admitted Communist wanted to make a speech in your community. Should he be allowed to speak?

[VAR: ALLOWCOM]

RESPONSE	PUNCH	YEAR										COL. 4646
		1972-82	1982B	1983-87	1987B	1988-91	1993	1994	1996	1998	2000	ALL
Yes	1	0	0	0	0	303	0	0	0	0	0	303
No	2	0	0	0	0	161	0	0	0	0	0	161
Don't know	8	0	0	0	0	13	0	0	0	0	0	13
No answer	9	0	0	0	0	31	0	0	0	0	0	31
Not applicable (Form 1)	BK	13,626	354	7,542	353	5,399	1,606	2,992	2,904	2,832	2,817	40,425

E. Or, consider a person who believes that Blacks are genetically inferior. If such a person wanted to make a speech in your community claiming that Blacks are inferior, should he be allowed to speak, or not?

[VAR: ALLOWRAC]

RESPONSE	PUNCH	YEAR										COL. 4647
		1972-82	1982B	1983-87	1987B	1988-91	1993	1994	1996	1998	2000	ALL
Yes	1	0	0	0	0	272	0	0	0	0	0	272
No	2	0	0	0	0	190	0	0	0	0	0	190
Don't know	8	0	0	0	0	14	0	0	0	0	0	14
No answer	9	0	0	0	0	32	0	0	0	0	0	32
Not applicable (Form 1)	BK	13,626	354	7,542	353	5,399	1,606	2,992	2,904	2,832	2,817	40,425

F. Do you think the law should allow marriages between blacks and whites?

[VAR: ALLOWMAR]

RESPONSE	PUNCH	YEAR										COL. 4648
		1972-82	1982B	1983-87	1987B	1988-91	1993	1994	1996	1998	2000	ALL
Yes	1	0	0	0	0	311	0	0	0	0	0	311
No	2	0	0	0	0	145	0	0	0	0	0	145
Don't know	8	0	0	0	0	22	0	0	0	0	0	22
No answer	9	0	0	0	0	30	0	0	0	0	0	30
Not applicable (Form 1)	BK	13,626	354	7,542	353	5,399	1,606	2,992	2,904	2,832	2,817	40,425

REMARKS: Qs. 1095D-F were asked on Form 2. Qs. 1095A-C were asked on Form 1.

1096. Within the past 12 months, how many people have you known personally that were victims of homicide.

[VAR: CIDEKNEW]

RESPONSE	PUNCH	YEAR										COL. 4649
		1972-82	1982B	1983-87	1987B	1988-91	1993	1994	1996	1998	2000	ALL
0	0	0	0	0	0	3,944	0	0	0	0	0	3,944
1	1	0	0	0	0	279	0	0	0	0	0	279
2	2	0	0	0	0	97	0	0	0	0	0	97
3	3	0	0	0	0	40	0	0	0	0	0	40
4	4	0	0	0	0	12	0	0	0	0	0	12
5	5	0	0	0	0	7	0	0	0	0	0	7
6	6	0	0	0	0	2	0	0	0	0	0	2
7 or more	7	0	0	0	0	2	0	0	0	0	0	2
Don't know	8	0	0	0	0	0	0	0	0	0	0	0
No answer	9	0	0	0	0	7	0	0	0	0	0	7
Not applicable	BK	13,626	354	7,542	353	1,517	1,606	2,992	2,904	2,832	2,817	36,543

1097. Think about the person you know best who was a victim of homicide. Please tell me the letter of the category on the card which best describes your relationship to that person.

HAND
CARD GM

[VAR: CIDEWHO]

RESPONSE	PUNCH	YEAR								COL. 4650-4651		
		1972-82	1982B	1983-87	1987B	1988-91	1993	1994	1996	1998	2000	ALL
Husband/wife	01	0	0	0	0	0	0	0	0	0	0	0
Partner or lover	02	0	0	0	0	3	0	0	0	0	0	3
Son or daughter	03	0	0	0	0	2	0	0	0	0	0	2
Other relative	04	0	0	0	0	51	0	0	0	0	0	51
Friend	05	0	0	0	0	175	0	0	0	0	0	175
Neighbor	06	0	0	0	0	25	0	0	0	0	0	25
Co-worker	07	0	0	0	0	31	0	0	0	0	0	31
Acquaintance	08	0	0	0	0	132	0	0	0	0	0	132
Patient	09	0	0	0	0	4	0	0	0	0	0	4
Other	10	0	0	0	0	16	0	0	0	0	0	16
Don't know	98	0	0	0	0	0	0	0	0	0	0	0
No answer	99	0	0	0	0	7	0	0	0	0	0	7
Not applicable (Punch 0 in Col. 4649)	BK	13,626	354	7,542	353	5,461	1,606	2,992	2,904	2,832	2,817	40,487

REMARKS: Card GM contained punches 1-10.

1098. We would like to know a few things about that person.

A. Was that person male or female?

[VAR: CIDESEX]

RESPONSE	PUNCH	YEAR								COL. 4652		
		1972-82	1982B	1983-87	1987B	1988-91	1993	1994	1996	1998	2000	ALL
Male	1	0	0	0	0	331	0	0	0	0	0	331
Female	2	0	0	0	0	106	0	0	0	0	0	106
No answer	9	0	0	0	0	9	0	0	0	0	0	9
Not applicable (Punch 0 in Col. 4649)	BK	13,626	354	7,542	353	5,461	1,606	2,992	2,904	2,832	2,817	40,487

B. How old was that person? Was (he/she) . . . (READ LIST)

[VAR: CIDEAGE]

RESPONSE	PUNCH	YEAR								COL. 4653		
		1972-82	1982B	1983-87	1987B	1988-91	1993	1994	1996	1998	2000	ALL
10 years or under	1	0	0	0	0	5	0	0	0	0	0	5
11 - 20	2	0	0	0	0	75	0	0	0	0	0	75
21 - 40	3	0	0	0	0	264	0	0	0	0	0	264
Or 41 years or older?	4	0	0	0	0	94	0	0	0	0	0	94
No answer	9	0	0	0	0	8	0	0	0	0	0	8
Not applicable (Punch 0 in Col. 4649)	BK	13,626	354	7,542	353	5,461	1,606	2,992	2,904	2,832	2,817	40,487

C. What was that person's race? Was it black, white, hispanic or other?

[VAR: CIDERACE]

RESPONSE	PUNCH	YEAR							COL. 4654		ALL	
		1972-82	1982B	1983-87	1987B	1988-91	1993	1994	1996	1998		2000
Black	1	0	0	0	0	144	0	0	0	0	0	144
White	2	0	0	0	0	243	0	0	0	0	0	243
Hispanic	3	0	0	0	0	40	0	0	0	0	0	40
Other	4	0	0	0	0	12	0	0	0	0	0	12
No answer	9	0	0	0	0	7	0	0	0	0	0	7
Not applicable (Punch 0 in Col. 4649)	BK	13,626	354	7,542	353	5,461	1,606	2,992	2,904	2,832	2,817	40,487

D. What State did this person live in?

[VAR: CIDEREG]

RESPONSE	PUNCH	YEAR							COL. 4655-4656		ALL	
		1972-82	1982B	1983-87	1987B	1988-91	1993	1994	1996	1998		2000
Foreign	0	0	0	0	0	2	0	0	0	0	0	2
New England	1	0	0	0	0	7	0	0	0	0	0	7
Middle Atlantic	2	0	0	0	0	38	0	0	0	0	0	38
East North Central	3	0	0	0	0	52	0	0	0	0	0	52
West North Central	4	0	0	0	0	13	0	0	0	0	0	13
South Atlantic	5	0	0	0	0	58	0	0	0	0	0	58
East South Central	6	0	0	0	0	22	0	0	0	0	0	22
West South Central	7	0	0	0	0	35	0	0	0	0	0	35
Mountain	8	0	0	0	0	26	0	0	0	0	0	26
Pacific	9	0	0	0	0	29	0	0	0	0	0	29
No answer	99	0	0	0	0	8	0	0	0	0	0	8
Not applicable (Punch 0 in Col. 4649)	BK	13,626	354	7,542	353	5,617	1,606	2,992	2,904	2,832	2,817	40,643

1099. Think about the person you knew next best who was a victim of homicide. Please tell me the letter of the category on the card which best describes your relationship to that person.

HAND
CARD GN

[VAR: CIDEWHO2]

RESPONSE	PUNCH	YEAR							COL. 4657-4658		ALL	
		1972-82	1982B	1983-87	1987B	1988-91	1993	1994	1996	1998		2000
Husband/wife	01	0	0	0	0	0	0	0	0	0	0	0
Partner or lover	02	0	0	0	0	1	0	0	0	0	0	1
Son or daughter	03	0	0	0	0	0	0	0	0	0	0	0
Other relative	04	0	0	0	0	6	0	0	0	0	0	6
Friend	05	0	0	0	0	37	0	0	0	0	0	37
Neighbor	06	0	0	0	0	6	0	0	0	0	0	6
Co-worker	07	0	0	0	0	7	0	0	0	0	0	7
Acquaintance	08	0	0	0	0	40	0	0	0	0	0	40
Patient	09	0	0	0	0	0	0	0	0	0	0	0
Other	10	0	0	0	0	3	0	0	0	0	0	3
Don't know	98	0	0	0	0	0	0	0	0	0	0	0
No answer	99	0	0	0	0	6	0	0	0	0	0	6
Not applicable (Punch 0 or 1 in Col. 4649)	BK	13,626	354	7,542	353	5,801	1,606	2,992	2,904	2,832	2,817	40,827

REMARKS: Card GN contained punches 1-10.

1100. We would like to know a few things about that person.

A. Was that person male or female?

[VAR: CIDESEX2]

RESPONSE	PUNCH	YEAR								COL. 4659		
		1972-82	1982B	1983-87	1987B	1988-91	1993	1994	1996	1998	2000	ALL
Male	1	0	0	0	0	78	0	0	0	0	0	78
Female	2	0	0	0	0	22	0	0	0	0	0	22
No answer	9	0	0	0	0	6	0	0	0	0	0	6
Not applicable (Punch 0 or 1 in Col. 4649)	BK	13,626	354	7,542	353	5,801	1,606	2,992	2,904	2,832	2,817	40,827

B. How old was that person? Was (he/she) ... (READ LIST)

[VAR: CIDEAGE2]

RESPONSE	PUNCH	YEAR								COL. 4660		
		1972-82	1982B	1983-87	1987B	1988-91	1993	1994	1996	1998	2000	ALL
10 years or under	1	0	0	0	0	2	0	0	0	0	0	2
11 - 20	2	0	0	0	0	16	0	0	0	0	0	16
21 - 40	3	0	0	0	0	67	0	0	0	0	0	67
Or 41 years or older?	4	0	0	0	0	15	0	0	0	0	0	15
No answer	9	0	0	0	0	6	0	0	0	0	0	6
Not applicable (Punch 0 or 1 in Col. 4649)	BK	13,626	354	7,542	353	5,801	1,606	2,992	2,904	2,832	2,817	40,827

C. What was that person's race? Was it black, white, hispanic or other?

[VAR: CIDERAC2]

RESPONSE	PUNCH	YEAR								COL. 4661		
		1972-82	1982B	1983-87	1987B	1988-91	1993	1994	1996	1998	2000	ALL
Black	1	0	0	0	0	57	0	0	0	0	0	57
White	2	0	0	0	0	36	0	0	0	0	0	36
Hispanic	3	0	0	0	0	5	0	0	0	0	0	5
Other	4	0	0	0	0	2	0	0	0	0	0	2
No answer	9	0	0	0	0	6	0	0	0	0	0	6
Not applicable (Punch 0 or 1 in Col. 4649)	BK	13,626	354	7,542	353	5,801	1,606	2,992	2,904	2,832	2,817	40,827

D. What State did this person live in?

[VAR: CIDEREG2]

RESPONSE	PUNCH	YEAR								COL. 4662-4663		
		1972-82	1982B	1983-87	1987B	1988-91	1993	1994	1996	1998	2000	ALL
Foreign	0	0	0	0	0	1	0	0	0	0	0	1
New England	1	0	0	0	0	3	0	0	0	0	0	3
Middle Atlantic	2	0	0	0	0	14	0	0	0	0	0	14
East North Central	3	0	0	0	0	19	0	0	0	0	0	19
West North Central	4	0	0	0	0	1	0	0	0	0	0	1
South Atlantic	5	0	0	0	0	21	0	0	0	0	0	21
East South Central	6	0	0	0	0	9	0	0	0	0	0	9
West South Central	7	0	0	0	0	13	0	0	0	0	0	13
Mountain	8	0	0	0	0	9	0	0	0	0	0	9
Pacific	9	0	0	0	0	7	0	0	0	0	0	7
No answer	99	0	0	0	0	9	0	0	0	0	0	9
Not applicable (Punch 0 or 1 in Col. 4649)	BK	13,626	354	7,542	353	5,801	1,606	2,992	2,904	2,832	2,817	40,827

1101. Think about the person you knew next best who was a victim of homicide. Please tell me the letter of the category on the card which best describes your relationship to that person.

HAND
CARD GO

[VAR: CIDEWHO3]

RESPONSE	PUNCH	YEAR								COL. 4664-4665		
		1972-82	1982B	1983-87	1987B	1988-91	1993	1994	1996	1998	2000	ALL
Husband/wife	01	0	0	0	0	0	0	0	0	0	0	0
Partner or lover	02	0	0	0	0	0	0	0	0	0	0	0
Son or daughter	03	0	0	0	0	0	0	0	0	0	0	0
Other relative	04	0	0	0	0	3	0	0	0	0	0	3
Friend	05	0	0	0	0	15	0	0	0	0	0	15
Neighbor	06	0	0	0	0	2	0	0	0	0	0	2
Co-worker	07	0	0	0	0	3	0	0	0	0	0	3
Acquaintance	08	0	0	0	0	16	0	0	0	0	0	16
Patient	09	0	0	0	0	1	0	0	0	0	0	1
Other	10	0	0	0	0	0	0	0	0	0	0	0
Don't know	98	0	0	0	0	0	0	0	0	0	0	0
No answer	99	0	0	0	0	5	0	0	0	0	0	5
Not applicable (Punch 0-2 in Col. 4649)	BK	13,626	354	7,542	353	5,862	1,606	2,992	2,904	2,832	2,817	40,888

REMARKS: Card GO contained punches 1-10.

1102. We would like to know a few things about that person.

A. Was that person male or female?

[VAR: CIDESEX3]

RESPONSE	PUNCH	YEAR								COL. 4666		
		1972-82	1982B	1983-87	1987B	1988-91	1993	1994	1996	1998	2000	ALL
Male	1	0	0	0	0	32	0	0	0	0	0	32
Female	2	0	0	0	0	8	0	0	0	0	0	8
No answer	9	0	0	0	0	5	0	0	0	0	0	5
Not applicable (Punch 0-2 in Col. 4649)	BK	13,626	354	7,542	353	5,862	1,606	2,992	2,904	2,832	2,817	40,888

B. How old was that person? Was (he/she) ... (READ LIST)

[VAR: CIDEAGE3]

RESPONSE	PUNCH	YEAR								COL. 4668		
		1972-82	1982B	1983-87	1987B	1988-91	1993	1994	1996	1998	2000	ALL
10 years or under	1	0	0	0	0	1	0	0	0	0	0	1
11 - 20	2	0	0	0	0	9	0	0	0	0	0	9
21 - 40	3	0	0	0	0	23	0	0	0	0	0	23
Or 41 years or older?	4	0	0	0	0	7	0	0	0	0	0	7
No answer	9	0	0	0	0	5	0	0	0	0	0	5
Not applicable (Punch 0-2 in Col. 4649)	BK	13,626	354	7,542	353	5,862	1,606	2,992	2,904	2,832	2,817	40,888

C. What was that person's race? Was it black, white, hispanic or other?

[VAR: CIDERAC3]

RESPONSE	PUNCH	YEAR							COL. 4669			
		1972-82	1982B	1983-87	1987B	1988-91	1993	1994	1996	1998	2000	ALL
Black	1	0	0	0	0	25	0	0	0	0	0	25
White	2	0	0	0	0	11	0	0	0	0	0	11
Hispanic	3	0	0	0	0	3	0	0	0	0	0	3
Other	4	0	0	0	0	0	0	0	0	0	0	0
No answer	9	0	0	0	0	6	0	0	0	0	0	6
Not applicable (Punch 0-2 in Col. 4649)	BK	13,626	354	7,542	353	5,862	1,606	2,992	2,904	2,832	2,817	40,888

D. What State did this person live in?

[VAR: CIDEREG3]

RESPONSE	PUNCH	YEAR							COL. 4670-4671			
		1972-82	1982B	1983-87	1987B	1988-91	1993	1994	1996	1998	2000	ALL
Foreign	0	0	0	0	0	1	0	0	0	0	0	1
New England	1	0	0	0	0	1	0	0	0	0	0	1
Middle Atlantic	2	0	0	0	0	3	0	0	0	0	0	3
East North Central	3	0	0	0	0	9	0	0	0	0	0	9
West North Central	4	0	0	0	0	0	0	0	0	0	0	0
South Atlantic	5	0	0	0	0	7	0	0	0	0	0	7
East South Central	6	0	0	0	0	4	0	0	0	0	0	4
West South Central	7	0	0	0	0	6	0	0	0	0	0	6
Mountain	8	0	0	0	0	4	0	0	0	0	0	4
Pacific	9	0	0	0	0	4	0	0	0	0	0	4
No answer	99	0	0	0	0	6	0	0	0	0	0	6
Not applicable (Punch 0-2 in Col. 4649)	BK	13,626	354	7,542	353	5,862	1,606	2,992	2,904	2,832	2,817	40,888

1103. How many people have you known personally, either living or dead, who came down with the disease called AIDS?

[VAR: AIDSKNOW]

RESPONSE	PUNCH	YEAR							COL. 4672			
		1972-82	1982B	1983-87	1987B	1988-91	1993	1994	1996	1998	2000	ALL
0	0	0	0	0	0	5,204	1,214	0	0	0	0	6,418
1	1	0	0	0	0	469	204	0	0	0	0	673
2	2	0	0	0	0	121	85	0	0	0	0	206
3	3	0	0	0	0	56	49	0	0	0	0	105
4	4	0	0	0	0	17	19	0	0	0	0	36
5	5	0	0	0	0	17	13	0	0	0	0	30
6	6	0	0	0	0	6	5	0	0	0	0	11
7 or more	7	0	0	0	0	7	8	0	0	0	0	15
8	8	0	0	0	0	2	1	0	0	0	0	3
No answer	9	0	0	0	0	8	8	0	0	0	0	16
Not applicable	BK	13,626	354	7,542	353	0	0	2,992	2,904	2,832	2,817	33,420

1104. Think about the person you have known best, living or dead, who came down with AIDS. Please tell me the letter of the category on the card which best describes your relationship to that person.

HAND
CARD GP

[VAR: AIDSWHO]

RESPONSE	PUNCH	YEAR								COL. 4673-4674		ALL
		1972-82	1982B	1983-87	1987B	1988-91	1993	1994	1996	1998	2000	
Husband/wife	01	0	0	0	0	3	1	0	0	0	0	4
Partner or lover	02	0	0	0	0	5	2	0	0	0	0	7
Son or daughter	03	0	0	0	0	1	2	0	0	0	0	3
Other relative	04	0	0	0	0	69	52	0	0	0	0	121
Friend	05	0	0	0	0	166	125	0	0	0	0	291
Neighbor	06	0	0	0	0	21	19	0	0	0	0	40
Co-worker	07	0	0	0	0	70	47	0	0	0	0	117
Acquaintance	08	0	0	0	0	223	112	0	0	0	0	335
Patient	09	0	0	0	0	23	9	0	0	0	0	32
Other	10	0	0	0	0	41	16	0	0	0	0	57
Don't know	98	0	0	0	0	0	0	0	0	0	0	0
No answer	99	0	0	0	0	8	7	0	0	0	0	15
Not applicable (Punch 0 on Col. 4672)	BK	13,626	354	7,542	353	5,277	1,214	2,992	2,904	2,832	2,817	39,911

REMARKS: Card GP contained punches 1-10.

1105. We would like to know a few other things about that person.

A. Is that person currently living, or has that person died?

[VAR: AIDSDEAD]

RESPONSE	PUNCH	YEAR								COL. 4675		ALL
		1972-82	1982B	1983-87	1987B	1988-91	1993	1994	1996	1998	2000	
Living	1	0	0	0	0	209	91	0	0	0	0	300
Dead	2	0	0	0	0	466	287	0	0	0	0	753
Don't know	8	0	0	0	0	14	7	0	0	0	0	21
No answer	9	0	0	0	0	14	7	0	0	0	0	21
Not applicable (Punch 0 on Col. 4672)	BK	13,626	354	7,542	353	5,204	1,214	2,992	2,904	2,832	2,817	39,838

B. (Is/Was) that person male or female?

[VAR: AIDSSEX]

RESPONSE	PUNCH	YEAR								COL. 4676		ALL
		1972-82	1982B	1983-87	1987B	1988-91	1993	1994	1996	1998	2000	
Male	1	0	0	0	0	643	352	0	0	0	0	995
Female	2	0	0	0	0	49	33	0	0	0	0	82
No answer	9	0	0	0	0	11	7	0	0	0	0	18
Not applicable (Punch 0 on Col. 4672)	BK	13,626	354	7,542	353	5,204	1,214	2,992	2,904	2,832	2,817	39,838

C. How old (is/was) that person? (Is/Was) (he/she) . . . (READ LIST)

[VAR: AIDSAGE]

RESPONSE	PUNCH	YEAR							COL. 4677			
		1972-82	1982B	1983-87	1987B	1988-91	1993	1994	1996	1998	2000	ALL
10 years or younger	1	0	0	0	0	3	1	0	0	0	0	4
11 - 20	2	0	0	0	0	22	8	0	0	0	0	30
21 - 40	3	0	0	0	0	538	296	0	0	0	0	834
41 years or older	4	0	0	0	0	128	80	0	0	0	0	208
No answer	9	0	0	0	0	12	7	0	0	0	0	19
Not applicable (Punch 0 on Col. 4672)	BK	13,626	354	7,542	353	5,204	1,214	2,992	2,904	2,832	2,817	39,838

D. What (is/was) that person's race? (Is/Was) it black, white, hispanic or other?

[VAR: AIDS RACE]

RESPONSE	PUNCH	YEAR							COL. 4678			
		1972-82	1982B	1983-87	1987B	1988-91	1993	1994	1996	1998	2000	ALL
Black	1	0	0	0	0	115	68	0	0	0	0	183
White	2	0	0	0	0	519	294	0	0	0	0	813
Hispanic	3	0	0	0	0	49	19	0	0	0	0	68
Other	4	0	0	0	0	9	4	0	0	0	0	13
No answer	9	0	0	0	0	11	7	0	0	0	0	18
Not applicable (Punch 0 on Col. 4672)	BK	13,626	354	7,542	353	5,204	1,214	2,992	2,904	2,832	2,817	39,838

E. What state did this person live in?

[VAR: AIDS REG]

RESPONSE	PUNCH	YEAR							COL. 4679-4680			
		1972-82	1982B	1983-87	1987B	1988-91	1993	1994	1996	1998	2000	ALL
Foreign	0	0	0	0	0	5	5	0	0	0	0	10
New England	1	0	0	0	0	25	22	0	0	0	0	47
Middle Atlantic	2	0	0	0	0	102	64	0	0	0	0	166
East North Central	3	0	0	0	0	66	44	0	0	0	0	110
West North Central	4	0	0	0	0	36	17	0	0	0	0	53
South Atlantic	5	0	0	0	0	98	76	0	0	0	0	174
East South Central	6	0	0	0	0	14	16	0	0	0	0	30
West South Central	7	0	0	0	0	45	31	0	0	0	0	76
Mountain	8	0	0	0	0	30	15	0	0	0	0	45
Pacific	9	0	0	0	0	129	93	0	0	0	0	222
No answer	99	0	0	0	0	14	9	0	0	0	0	23
Not applicable (Punch 0 on Col. 4672)	BK	13,626	354	7,542	353	5,343	1,214	2,992	2,904	2,832	2,817	39,977

1106. Think about the person you have known next best, living or dead, who came down with AIDS. Please tell me the letter of the category on the card which best describes your relationship to that person.

HAND
CARD GQ

[VAR: AIDSWHO2]

RESPONSE	PUNCH	YEAR							COL. 4681-4682			
		1972-82	1982B	1983-87	1987B	1988-91	1993	1994	1996	1998	2000	ALL
Husband/wife	01	0	0	0	0	0	0	0	0	0	0	0
Partner or lover	02	0	0	0	0	1	0	0	0	0	0	1
Son or daughter	03	0	0	0	0	2	0	0	0	0	0	2
Other relative	04	0	0	0	0	9	11	0	0	0	0	20
Friend	05	0	0	0	0	54	51	0	0	0	0	105
Neighbor	06	0	0	0	0	9	7	0	0	0	0	16
Co-worker	07	0	0	0	0	14	29	0	0	0	0	43
Acquaintance	08	0	0	0	0	69	75	0	0	0	0	144
Patient	09	0	0	0	0	13	9	0	0	0	0	22
Other	10	0	0	0	0	13	10	0	0	0	0	23
No answer	99	0	0	0	0	10	7	0	0	0	0	17
Not applicable (Punch 0,1 on Col. 4672)	BK	13,626	354	7,542	353	5,713	1,407	2,992	2,904	2,832	2,817	40,540

REMARKS: Card GQ contained punches 1-10.

1107. We would like to know a few other things about that person.

A. Is that person currently living, or has that person died?

[VAR: AIDSDED2]

RESPONSE	PUNCH	YEAR							COL. 4683			
		1972-82	1982B	1983-87	1987B	1988-91	1993	1994	1996	1998	2000	ALL
Living	1	0	0	0	0	72	68	0	0	0	0	140
Dead	2	0	0	0	0	106	122	0	0	0	0	228
Don't Know	8	0	0	0	0	6	2	0	0	0	0	8
No answer	9	0	0	0	0	10	7	0	0	0	0	17
Not applicable (Punch 0,1 on Col. 4672)	BK	13,626	354	7,542	353	5,713	1,407	2,992	2,904	2,832	2,817	40,540

B. (Is/Was) that person male or female?

[VAR: AIDSSEX2]

RESPONSE	PUNCH	YEAR							COL. 4684			
		1972-82	1982B	1983-87	1987B	1988-91	1993	1994	1996	1998	2000	ALL
Male	1	0	0	0	0	168	175	0	0	0	0	343
Female	2	0	0	0	0	16	17	0	0	0	0	33
No answer	9	0	0	0	0	10	7	0	0	0	0	17
Not applicable (Punch 0,1 on Col. 4672)	BK	13,626	354	7,542	353	5,713	1,407	2,992	2,904	2,832	2,817	34,891

C. How old (is/was) that person? (Is/Was) (he/she) . . . (READ LIST)

[VAR: AIDSAGE2]

RESPONSE	PUNCH	YEAR							COL. 4685			
		1972-82	1982B	1983-87	1987B	1988-91	1993	1994	1996	1998	2000	ALL
10 years or younger	1	0	0	0	0	4	1	0	0	0	0	5
11 - 20	2	0	0	0	0	6	6	0	0	0	0	12
21 - 40	3	0	0	0	0	141	145	0	0	0	0	286
41 years or older	4	0	0	0	0	33	39	0	0	0	0	72
No answer	9	0	0	0	0	10	8	0	0	0	0	18
Not applicable (Punch 0,1 on Col. 4672)	BK	13,626	354	7,542	353	5,713	1,407	2,992	2,904	2,832	2,817	40,540

D. What (is/was) that person's race? (Is/Was) it black, white, hispanic or other?

[VAR: AIDSRA2]

RESPONSE	PUNCH	YEAR										COL. 4686
		1972-82	1982B	1983-87	1987B	1988-91	1993	1994	1996	1998	2000	ALL
Black	1	0	0	0	0	32	43	0	0	0	0	75
White	2	0	0	0	0	139	131	0	0	0	0	270
Hispanic	3	0	0	0	0	11	14	0	0	0	0	25
Other	4	0	0	0	0	2	3	0	0	0	0	5
No answer	9	0	0	0	0	10	8	0	0	0	0	18
Not applicable (Punch 0,1 on Col. 4672)	BK	13,626	354	7,542	353	5,713	1,407	2,992	2,904	2,832	2,817	40,540

E. What state did this person live in?

[VAR: AIDSREG2]

RESPONSE	PUNCH	YEAR										COL. 4687-4688
		1972-82	1982B	1983-87	1987B	1988-91	1993	1994	1996	1998	2000	ALL
Foreign	0	0	0	0	0	0	3	0	0	0	0	3
New England	1	0	0	0	0	5	18	0	0	0	0	23
Middle Atlantic	2	0	0	0	0	33	33	0	0	0	0	66
East North Central	3	0	0	0	0	20	23	0	0	0	0	43
West North Central	4	0	0	0	0	6	2	0	0	0	0	8
South Atlantic	5	0	0	0	0	41	36	0	0	0	0	77
East South Central	6	0	0	0	0	3	8	0	0	0	0	11
West South Central	7	0	0	0	0	20	17	0	0	0	0	37
Mountain	8	0	0	0	0	6	9	0	0	0	0	15
Pacific	9	0	0	0	0	48	40	0	0	0	0	88
No answer	99	0	0	0	0	12	10	0	0	0	0	22
Not applicable (Punch 0,1 on Col. 4672)	BK	13,626	354	7,542	353	5,713	1,407	2,992	2,904	2,832	2,817	40,540

1108. Think about the person you have known next best, living or dead, who came down with AIDS. Please tell me the letter of the category on the card which best describes your relationship to that person.

HAND
CARD GR

[VAR: AIDSWHO3]

RESPONSE	PUNCH	YEAR										COL. 4689-4690
		1972-82	1982B	1983-87	1987B	1988-91	1993	1994	1996	1998	2000	ALL
Husband/wife	01	0	0	0	0	0	0	0	0	0	0	0
Partner or lover	02	0	0	0	0	0	0	0	0	0	0	0
Son or daughter	03	0	0	0	0	1	0	0	0	0	0	1
Other relative	04	0	0	0	0	0	3	0	0	0	0	3
Friend	05	0	0	0	0	28	30	0	0	0	0	58
Neighbor	06	0	0	0	0	3	2	0	0	0	0	5
Co-worker	07	0	0	0	0	9	10	0	0	0	0	19
Acquaintance	08	0	0	0	0	33	50	0	0	0	0	83
Patient	09	0	0	0	0	9	11	0	0	0	0	20
Other	10	0	0	0	0	4	4	0	0	0	0	8
Don't know	98	0	0	0	0	0	0	0	0	0	0	0
No answer	99	0	0	0	0	9	6	0	0	0	0	15
Not applicable (Punches 0-2 on Col. 4672)	BK	13,626	354	7,542	353	5,811	1,490	2,992	2,904	2,832	2,817	40,721

REMARKS: Card GR contained punches 1-10.

1109. We would like to know a few other things about that person.

A. Is that person currently living, or has that person died?

[VAR: AIDSDED3]

RESPONSE	PUNCH	YEAR								COL. 4691		
		1972-82	1982B	1983-87	1987B	1988-91	1993	1994	1996	1998	2000	ALL
Living	1	0	0	0	0	41	34	0	0	0	0	75
Dead	2	0	0	0	0	44	75	0	0	0	0	119
Don't know	8	0	0	0	0	2	1	0	0	0	0	3
No answer	9	0	0	0	0	9	6	0	0	0	0	15
Not applicable (Punches 0-2 on Col. 4672)	BK	13,626	354	7,542	353	5,811	1,490	2,992	2,904	2,832	2,817	40,721

B. (Is/Was) that person male or female?

[VAR: AIDSSEX3]

RESPONSE	PUNCH	YEAR								COL. 4692		
		1972-82	1982B	1983-87	1987B	1988-91	1993	1994	1996	1998	2000	ALL
Male	1	0	0	0	0	82	101	0	0	0	0	183
Female	2	0	0	0	0	5	9	0	0	0	0	14
No answer	9	0	0	0	0	9	6	0	0	0	0	15
Not applicable (Punches 0-2 on Col. 4672)	BK	13,626	354	7,542	353	5,811	1,490	2,992	2,904	2,832	2,817	40,721

C. How old (is/was) that person? (Is/Was) (he/she) . . . (READ LIST)

[VAR: AIDSAGE3]

RESPONSE	PUNCH	YEAR								COL. 4694		
		1972-82	1982B	1983-87	1987B	1988-91	1993	1994	1996	1998	2000	ALL
10 years or younger	1	0	0	0	0	1	1	0	0	0	0	2
11 - 20	2	0	0	0	0	4	2	0	0	0	0	6
21 - 40	3	0	0	0	0	71	88	0	0	0	0	159
41 years or older	4	0	0	0	0	11	19	0	0	0	0	30
No answer	9	0	0	0	0	9	6	0	0	0	0	15
Not applicable (Punches 0-2 on Col. 4672)	BK	13,626	354	7,542	353	5,811	1,490	2,992	2,904	2,832	2,817	40,721

D. What (is/was) that person's race? (Is/Was) it black, white, hispanic or other?

[VAR: AIDSRA3]

RESPONSE	PUNCH	YEAR								COL. 4695		
		1972-82	1982B	1983-87	1987B	1988-91	1993	1994	1996	1998	2000	ALL
Black	1	0	0	0	0	11	20	0	0	0	0	31
White	2	0	0	0	0	67	75	0	0	0	0	142
Hispanic	3	0	0	0	0	8	10	0	0	0	0	18
Other	4	0	0	0	0	0	5	0	0	0	0	5
No answer	9	0	0	0	0	10	6	0	0	0	0	16
Not applicable (Punches 0-2 on Col. 4672)	BK	13,626	354	7,542	353	5,811	1,490	2,992	2,904	2,832	2,817	40,721

E. What state did this person live in?

[VAR: AIDSREG3]

RESPONSE	PUNCH	YEAR					COL. 4696-4697					
		1972-82	1982B	1983-87	1987B	1988-91	1993	1994	1996	1998	2000	ALL
New England	1	0	0	0	0	2	5	0	0	0	0	7
Middle Atlantic	2	0	0	0	0	18	24	0	0	0	0	42
East North Central	3	0	0	0	0	11	12	0	0	0	0	23
West North Central	4	0	0	0	0	2	3	0	0	0	0	5
South Atlantic	5	0	0	0	0	17	21	0	0	0	0	38
East South Central	6	0	0	0	0	1	3	0	0	0	0	4
West South Central	7	0	0	0	0	7	9	0	0	0	0	16
Mountain	8	0	0	0	0	2	8	0	0	0	0	10
Pacific	9	0	0	0	0	24	25	0	0	0	0	49
No answer	99	0	0	0	0	12	6	0	0	0	0	18
Not applicable (Punches 0-2 on Col. 4672)	BK	13,626	354	7,542	353	5,811	1,490	2,992	2,904	2,832	2,817	40,721

1110. Within the past 12 months, how many people have you known personally that have committed suicide?

[VAR: SUIKNEW]

RESPONSE	PUNCH	YEAR					COL. 4701					
		1972-82	1982B	1983-87	1987B	1988-91	1993	1994	1996	1998	2000	ALL
0	0	0	0	0	0	2,582	0	0	0	0	0	2,582
1	1	0	0	0	0	242	0	0	0	0	0	242
2	2	0	0	0	0	42	0	0	0	0	0	42
3	3	0	0	0	0	17	0	0	0	0	0	17
4	4	0	0	0	0	1	0	0	0	0	0	1
Don't know, No answer	9	0	0	0	0	5	0	0	0	0	0	5
Not applicable	BK	13,626	354	7,542	353	3,018	1,606	2,992	2,904	2,832	2,817	38,044

1111. Think about the person you knew best that has committed suicide. Please tell me the letter of the category on the card which best describes your relationship to that person.

HAND
CARD GS

[VAR: SUIWHO]

RESPONSE	PUNCH	YEAR					COL. 4702-4703					
		1972-82	1982B	1983-87	1987B	1988-91	1993	1994	1996	1998	2000	ALL
Husband or wife	1	0	0	0	0	0	0	0	0	0	0	0
Partner or lover	2	0	0	0	0	2	0	0	0	0	0	2
Son or daughter	3	0	0	0	0	1	0	0	0	0	0	1
Other relative	4	0	0	0	0	42	0	0	0	0	0	42
Friend	5	0	0	0	0	107	0	0	0	0	0	107
Neighbor	6	0	0	0	0	19	0	0	0	0	0	19
Co-worker	7	0	0	0	0	25	0	0	0	0	0	25
Acquaintance	8	0	0	0	0	89	0	0	0	0	0	89
Patient	9	0	0	0	0	5	0	0	0	0	0	5
Other	10	0	0	0	0	11	0	0	0	0	0	11
Don't know, No answer	99	0	0	0	0	6	0	0	0	0	0	6
Not applicable (Punch 0 on Col. 4701)	BK	13,626	354	7,542	353	5,600	1,606	2,992	2,904	2,832	2,817	40,626

REMARKS: Card GS contained punches 1-10.

1112. We would like to know a few other things about that person.

A. Was that person male or female?

[VAR: SUISEX]

RESPONSE	PUNCH	YEAR										COL. 4704
		1972-82	1982B	1983-87	1987B	1988-91	1993	1994	1996	1998	2000	ALL
Male	1	0	0	0	0	238	0	0	0	0	0	238
Female	2	0	0	0	0	64	0	0	0	0	0	64
Don't know, No answer	9	0	0	0	0	5	0	0	0	0	0	5
Not applicable (Punch 0 on Col. 4701)	BK	13,626	354	7,542	353	5,600	1,606	2,992	2,904	2,832	2,817	40,626

B. How old was that person? Was (he/she)...

[VAR: SUIAGE]

RESPONSE	PUNCH	YEAR										COL. 4705
		1972-82	1982B	1983-87	1987B	1988-91	1993	1994	1996	1998	2000	ALL
10 Years or under	1	0	0	0	0	0	0	0	0	0	0	0
11-20 years	2	0	0	0	0	52	0	0	0	0	0	52
21-40 years	3	0	0	0	0	144	0	0	0	0	0	144
41 years or older	4	0	0	0	0	106	0	0	0	0	0	106
Don't know, No answer	9	0	0	0	0	5	0	0	0	0	0	5
Not applicable (Punch 0 on Col. 4701)	BK	13,626	354	7,542	353	5,600	1,606	2,992	2,904	2,832	2,817	40,626

C. What was that person's race? Was it black, white, hispanic, or other?

[VAR: SUIRACE]

RESPONSE	PUNCH	YEAR										COL. 4706
		1972-82	1982B	1983-87	1987B	1988-91	1993	1994	1996	1998	2000	ALL
Black	1	0	0	0	0	31	0	0	0	0	0	31
White	2	0	0	0	0	250	0	0	0	0	0	250
Hispanic	3	0	0	0	0	16	0	0	0	0	0	16
Other	4	0	0	0	0	5	0	0	0	5	0	5
Don't know, No answer	9	0	0	0	0	5	0	0	0	0	0	5
Not applicable (Punch 0 on Col. 4701)	BK	13,626	354	7,542	353	5,600	1,606	2,992	2,904	2,832	2,817	40,626

D. What state did this person live in?

[VAR: SUIREG]

RESPONSE	PUNCH	YEAR										COL. 4707-4708
		1972-82	1982B	1983-87	1987B	1988-91	1993	1994	1996	1998	2000	ALL
Foreign	0	0	0	0	0	5	0	0	0	0	0	5
New England	1	0	0	0	0	15	0	0	0	0	0	15
Middle Atlantic	2	0	0	0	0	37	0	0	0	0	0	37
East North Central	3	0	0	0	0	54	0	0	0	0	0	54
West North Central	4	0	0	0	0	25	0	0	0	0	0	25
South Atlantic	5	0	0	0	0	42	0	0	0	0	0	42
East South Central	6	0	0	0	0	29	0	0	0	0	0	29
West South Central	7	0	0	0	0	25	0	0	0	0	0	25
Mountain	8	0	0	0	0	22	0	0	0	0	0	22
Pacific	9	0	0	0	0	47	0	0	0	0	0	47
No answer	99	0	0	0	0	6	0	0	0	0	0	6
Not applicable (Punch 0 on Col. 4701)	BK	13,626	354	7,542	353	5,600	1,606	2,992	2,904	2,832	2,817	40,626

ASKED OF THOSE KNOWING MORE THAN ONE SUICIDE VICTIM:

1113. Think about the person you have known next best, who has committed suicide. Please tell me the letter of the category on the card which best describes your relationship to that person.

HAND
CARD GT

[VAR: SUIWHO2]

RESPONSE	PUNCH	YEAR							COL. 4709-4710			
		1972-82	1982B	1983-87	1987B	1988-91	1993	1994	1996	1998	2000	ALL
Husband or wife	1	0	0	0	0	0	0	0	0	0	0	0
Partner or lover	2	0	0	0	0	0	0	0	0	0	0	0
Son or daughter	3	0	0	0	0	0	0	0	0	0	0	0
Other relative	4	0	0	0	0	2	0	0	0	0	0	2
Friend	5	0	0	0	0	22	0	0	0	0	0	22
Neighbor	6	0	0	0	0	5	0	0	0	0	0	5
Co-worker	7	0	0	0	0	6	0	0	0	0	0	6
Acquaintance	8	0	0	0	0	23	0	0	0	0	0	23
Patient	9	0	0	0	0	2	0	0	0	0	0	2
Other	10	0	0	0	0	0	0	0	0	0	0	0
Don't know, No answer	99	0	0	0	0	5	0	0	0	0	0	5
Not applicable (Punch 0,1 on Col. 4701)	BK	13,626	354	7,542	353	5,842	1,606	2,992	2,904	2,832	2,817	40,868

REMARKS: Card GT contained punches 1-10.

1114. We would like to know a few other things about that person.

A. Was that person male or female?

[VAR: SUISEX2]

RESPONSE	PUNCH	YEAR							COL. 4711			
		1972-82	1982B	1983-87	1987B	1988-91	1993	1994	1996	1998	2000	ALL
Male	1	0	0	0	0	42	0	0	0	0	0	42
Female	2	0	0	0	0	17	0	0	0	0	0	17
Don't know	8	0	0	0	0	1	0	0	0	0	0	1
No answer	9	0	0	0	0	5	0	0	0	0	0	5
Not applicable (Punch 0,1 on Col. 4701)	BK	13,626	354	7,542	353	5,842	1,606	2,992	2,904	2,832	2,817	40,868

B. How old was that person? Was (he/she)...

[VAR: SUIAGE2]

RESPONSE	PUNCH	YEAR							COL. 4712			
		1972-82	1982B	1983-87	1987B	1988-91	1993	1994	1996	1998	2000	ALL
10 Years or under	1	0	0	0	0	0	0	0	0	0	0	0
11-20 years	2	0	0	0	0	13	0	0	0	0	0	13
21-40 years	3	0	0	0	0	27	0	0	0	0	0	27
41 years or older	4	0	0	0	0	19	0	0	0	0	0	19
Don't know	8	0	0	0	0	1	0	0	0	0	0	1
No answer	9	0	0	0	0	5	0	0	0	0	0	5
Not applicable (Punch 0,1 on Col. 4701)	BK	13,626	354	7,542	353	5,842	1,606	2,992	2,904	2,832	2,817	40,868

C. What was that person's race? Was it black, white, hispanic, or other?

[VAR: SUIRAC2]

RESPONSE	PUNCH	YEAR							COL. 4713		ALL		
		1972-82	1982B	1983-87	1987B	1988-91	1993	1994	1996	1998		2000	
Black	1	0	0	0	0	6	0	0	0	0	0	0	6
White	2	0	0	0	0	50	0	0	0	0	0	0	50
Hispanic	3	0	0	0	0	2	0	0	0	0	0	0	2
Other	4	0	0	0	0	1	0	0	0	0	0	0	1
Don't know	8	0	0	0	0	1	0	0	0	0	0	0	1
No answer	9	0	0	0	0	5	0	0	0	0	0	0	5
Not applicable (Punch 0,1 on Col. 4701)	BK	13,626	354	7,542	353	5,842	1,606	2,992	2,904	2,832	2,817	40,868	

D. What state did this person live in?

[VAR: SUIREG2]

RESPONSE	PUNCH	YEAR							COL. 4714-4715		ALL		
		1972-82	1982B	1983-87	1987B	1988-91	1993	1994	1996	1998		2000	
New England	1	0	0	0	0	4	0	0	0	0	0	0	4
Middle Atlantic	2	0	0	0	0	4	0	0	0	0	0	0	4
East North Central	3	0	0	0	0	11	0	0	0	0	0	0	11
West North Central	4	0	0	0	0	7	0	0	0	0	0	0	7
South Atlantic	5	0	0	0	0	10	0	0	0	0	0	0	10
East South Central	6	0	0	0	0	6	0	0	0	0	0	0	6
West South Central	7	0	0	0	0	4	0	0	0	0	0	0	4
Mountain	8	0	0	0	0	4	0	0	0	0	0	0	4
Pacific	9	0	0	0	0	10	0	0	0	0	0	0	10
No answer	99	0	0	0	0	5	0	0	0	0	0	0	5
Not applicable (Punch 0,1 on Col. 4701)	BK	13,626	354	7,542	353	5,842	1,606	2,992	2,904	2,832	2,817	40,868	

ASKED OF THOSE WHO KNOW AT LEAST THREE SUICIDE VICTIMS:

1115. Think about the person who you have known next best, who committed suicide. Please tell me the letter of the category on the card which best describes your relationship to that person.

HAND CARD GU

[VAR: SUIWHO3]

RESPONSE	PUNCH	YEAR							COL. 4716-4717		ALL		
		1972-82	1982B	1983-87	1987B	1988-91	1993	1994	1996	1998		2000	
Husband or wife	1	0	0	0	0	0	0	0	0	0	0	0	0
Partner or lover	2	0	0	0	0	0	0	0	0	0	0	0	0
Son or daughter	3	0	0	0	0	0	0	0	0	0	0	0	0
Other relative	4	0	0	0	0	3	0	0	0	0	0	0	3
Friend	5	0	0	0	0	8	0	0	0	0	0	0	8
Neighbor	6	0	0	0	0	1	0	0	0	0	0	0	1
Co-worker	7	0	0	0	0	0	0	0	0	0	0	0	0
Acquaintance	8	0	0	0	0	5	0	0	0	0	0	0	5
Patient	9	0	0	0	0	1	0	0	0	0	0	0	1
Other	10	0	0	0	0	0	0	0	0	0	0	0	0
Don't know, No answer	99	0	0	0	0	5	0	0	0	0	0	0	5
Not applicable (Punches 0-2 on Col. 4701)	BK	13,626	354	7,542	353	5,884	1,606	2,992	2,904	2,832	2,817	40,910	

REMARKS: Card GU contained punches 1-10.

1116. We would like to know a few other things about that person.

A. Was that person male or female?

[VAR: SUISEX3]

RESPONSE	PUNCH	YEAR										COL. 4718
		1972-82	1982B	1983-87	1987B	1988-91	1993	1994	1996	1998	2000	ALL
Male	1	0	0	0	0	13	0	0	0	0	0	13
Female	2	0	0	0	0	5	0	0	0	0	0	5
Don't know, No answer	9	0	0	0	0	5	0	0	0	0	0	5
Not applicable (Punches 0-2 on Col. 4701)	BK 13,626	354	7,542	353	5,884	1,606	2,992	2,904	2,832	2,817	40,910	

B. How old was that person? Was (he/she)...

[VAR: SUIAGE3]

RESPONSE	PUNCH	YEAR										COL. 4719
		1972-82	1982B	1983-87	1987B	1988-91	1993	1994	1996	1998	2000	ALL
10 Years or under	1	0	0	0	0	00	0	0	0	0	0	0
11-20 years	2	0	0	0	0	3	0	0	0	0	0	3
21-40 years	3	0	0	0	0	7	0	0	0	0	0	7
41 years or older	4	0	0	0	0	8	0	0	0	0	0	8
Don't know, No answer	9	0	0	0	0	5	0	0	0	0	0	5
Not applicable (Punches 0-2 on Col. 4701)	BK 13,626	354	7,542	353	5,884	1,606	2,992	2,904	2,832	2,817	40,910	

C. What was that person's race? Was it black, white, hispanic, or other?

[VAR: SUIRAC3]

RESPONSE	PUNCH	YEAR										COL. 4720
		1972-82	1982B	1983-87	1987B	1988-91	1993	1994	1996	1998	2000	ALL
Black	1	0	0	0	0	0	0	0	0	0	0	0
White	2	0	0	0	0	16	0	0	0	0	0	16
Hispanic	3	0	0	0	0	2	0	0	0	0	0	2
Other	4	0	0	0	0	0	0	0	0	0	0	0
Don't know, No answer	9	0	0	0	0	5	0	0	0	0	0	5
Not applicable (Punches 0-2 on Col. 4701)	BK 13,626	354	7,542	353	5,884	1,606	2,992	2,904	2,832	2,817	40,910	

D. What state did this person live in?

[VAR: SUIREG3]

RESPONSE	PUNCH	YEAR										COL. 4721-4722
		1972-82	1982B	1983-87	1987B	1988-91	1993	1994	1996	1998	2000	ALL
New England	1	0	0	0	0	3	0	0	0	0	0	3
Middle Atlantic	2	0	0	0	0	2	0	0	0	0	0	2
East North Central	3	0	0	0	0	2	0	0	0	0	0	2
West North Central	4	0	0	0	0	0	0	0	0	0	0	0
South Atlantic	5	0	0	0	0	2	0	0	0	0	0	2
East South Central	6	0	0	0	0	2	0	0	0	0	0	2
West South Central	7	0	0	0	0	2	0	0	0	0	0	2
Mountain	8	0	0	0	0	1	0	0	0	0	0	1
Pacific	9	0	0	0	0	4	0	0	0	0	0	4
No answer	99	0	0	0	0	5	0	0	0	0	0	5
Not applicable (Punches 0-2 on Col. 4701)	BK 13,626	354	7,542	353	5,884	1,606	2,992	2,904	2,832	2,817	40,910	

IF VERSION X, ASK 1117. IF VERSION Y, ASK 1118.

1117. Do you support or oppose the following measures to deal with AIDS?

A. Prohibit students with the AIDS virus from attending public school

[VAR: AIDSSCH]

RESPONSE	PUNCH	YEAR					COL. 4723					
		1972-82	1982B	1983-87	1987B	1988-91	1993	1994	1996	1998	2000	ALL
Support	1	0	0	0	0	171	0	0	0	0	0	171
Oppose	2	0	0	0	0	476	0	0	0	0	0	476
No opinion	8	0	0	0	0	60	0	0	0	0	0	60
No answer	9	0	0	0	0	11	0	0	0	0	0	11
Not applicable (Form 2)	BK	13,626	354	7,542	353	5,189	1,606	2,992	2,904	2,832	2,817	40,215

B. Develop a government information program to promote safe sex practices, such as the use of condoms

[VAR: AID SADS]

RESPONSE	PUNCH	YEAR					COL. 4724					
		1972-82	1982B	1983-87	1987B	1988-91	1993	1994	1996	1998	2000	ALL
Support	1	0	0	0	0	583	0	0	0	0	0	583
Oppose	2	0	0	0	0	95	0	0	0	0	0	95
No opinion	8	0	0	0	0	30	0	0	0	0	0	30
No answer	9	0	0	0	0	10	0	0	0	0	0	10
Not applicable (Form 2)	BK	13,626	354	7,542	353	5,189	1,606	2,992	2,904	2,832	2,817	40,215

C. Permit insurance companies to test applicants for the AIDS virus

[VAR: AIDSINSR]

RESPONSE	PUNCH	YEAR					COL. 4725					
		1972-82	1982B	1983-87	1987B	1988-91	1993	1994	1996	1998	2000	ALL
Support	1	0	0	0	0	402	0	0	0	0	0	402
Oppose	2	0	0	0	0	245	0	0	0	0	0	245
No opinion	8	0	0	0	0	61	0	0	0	0	0	61
No answer	9	0	0	0	0	10	0	0	0	0	0	10
Not applicable (Form 2)	BK	13,626	354	7,542	353	5,189	1,606	2,992	2,904	2,832	2,817	40,215

D. Have the government pay all of the health care costs of AIDS patients

[VAR: AIDSHLTH]

RESPONSE	PUNCH	YEAR					COL. 4726					
		1972-82	1982B	1983-87	1987B	1988-91	1993	1994	1996	1998	2000	ALL
Support	1	0	0	0	0	212	0	0	0	0	0	212
Oppose	2	0	0	0	0	429	0	0	0	0	0	429
No opinion	8	0	0	0	0	66	0	0	0	0	0	66
No answer	9	0	0	0	0	11	0	0	0	0	0	11
Not applicable (Form 2)	BK	13,626	354	7,542	353	5,189	1,606	2,992	2,904	2,832	2,817	40,215

1118. Do you support or oppose the following measures to deal with AIDS?

A. Conduct mandatory testing for the AIDS virus before marriage

[VAR: AIDSMAR]

RESPONSE	PUNCH	YEAR					COL. 4727					
		1972-82	1982B	1983-87	1987B	1988-91	1993	1994	1996	1998	2000	ALL
Support	1	0	0	0	0	647	0	0	0	0	0	647
Oppose	2	0	0	0	0	80	0	0	0	0	0	80
No opinion	8	0	0	0	0	26	0	0	0	0	0	26
No answer	9	0	0	0	0	10	0	0	0	0	0	10
Not applicable (Form 1)	BK	13,626	354	7,542	353	5,144	1,606	2,992	2,904	2,832	2,817	40,170

B. Require the teaching of safe sex practices, such as the use of condoms, in sex education courses in public schools

[VAR: AIDSSXED]

RESPONSE	PUNCH	YEAR					COL. 4728					
		1972-82	1982B	1983-87	1987B	1988-91	1993	1994	1996	1998	2000	ALL
Support	1	0	0	0	0	641	0	0	0	0	0	641
Oppose	2	0	0	0	0	91	0	0	0	0	0	91
No opinion	8	0	0	0	0	22	0	0	0	0	0	22
No answer	9	0	0	0	0	9	0	0	0	0	0	9
Not applicable (Form 1)	BK	13,626	354	7,542	353	5,144	1,606	2,992	2,904	2,832	2,817	40,170

C. Require people with the AIDS virus to wear identification tags that look like those carried by people with allergies or diabetes

[VAR: AID SIDS]

RESPONSE	PUNCH	YEAR					COL. 4729					
		1972-82	1982B	1983-87	1987B	1988-91	1993	1994	1996	1998	2000	ALL
Support	1	0	0	0	0	432	0	0	0	0	0	432
Oppose	2	0	0	0	0	255	0	0	0	0	0	255
No opinion	8	0	0	0	0	65	0	0	0	0	0	65
No answer	9	0	0	0	0	11	0	0	0	0	0	11
Not applicable (Form 1)	BK	13,626	354	7,542	353	5,144	1,606	2,992	2,904	2,832	2,817	40,170

D. Make victims with AIDS eligible for disability benefits

[VAR: AIDSFARE]

RESPONSE	PUNCH	YEAR					COL. 4730					
		1972-82	1982B	1983-87	1987B	1988-91	1993	1994	1996	1998	2000	ALL
Support	1	0	0	0	0	402	0	0	0	0	0	402
Oppose	2	0	0	0	0	273	0	0	0	0	0	273
No opinion	8	0	0	0	0	76	0	0	0	0	0	76
No answer	9	0	0	0	0	12	0	0	0	0	0	12
Not applicable (Form 1)	BK	13,626	354	7,542	353	5,144	1,606	2,992	2,904	2,832	2,817	40,170

1119. How many sex partners have you had in the last 12 months?
PLEASE CIRCLE ONE ANSWER.

[VAR: PARTNERS]

RESPONSE	PUNCH	YEAR										COL. 4731-4732
		1972-82	1982B	1983-87	1987B	1988-91	1993	1994	1996	1998	2000	ALL
No partners (SKIP TO Q. 1123)	00	0	0	0	0	1,002	313	608	498	512	521	3,454
1 partner	01	0	0	0	0	2,964	983	1,784	1,724	1,585	1,502	10,542
2 partners	02	0	0	0	0	272	87	191	190	163	151	1,054
3 partners	03	0	0	0	0	138	33	72	91	57	79	470
4 partners	04	0	0	0	0	76	25	35	45	39	42	262
5 - 10 partners	05	0	0	0	0	77	20	35	31	34	36	233
11 - 20 partners	06	0	0	0	0	10	4	6	6	8	9	43
21 - 100 partners	07	0	0	0	0	10	1	2	7	4	0	24
More than 100 partners	08	0	0	0	0	3	0	0	0	1	0	4
1 + partners	09	0	0	0	0	30	0	3	25	13	2	73
Don't know	98	0	0	0	0	0	0	0	2	1	0	3
No answer	99	0	0	0	0	27	26	55	38	34	58	238
Not applicable (Did not do supplement, or Form 2 in 1991)	BK	13,626	354	7,542	353	1,298	114	201	247	381	417	24,533

REMARKS: This question appeared only on Form 1 in 1991. A variant of this question, Q. 1128, was asked on Form 2 in 1991.

1120. Was one of the partners your husband or wife or regular sexual partner?

[VAR: MATESEX]

RESPONSE	PUNCH	YEAR										COL. 4733
		1972-82	1982B	1983-87	1987B	1988-91	1993	1994	1996	1998	2000	ALL
Yes	1	0	0	0	0	3,690	1,055	1,918	1,902	1,699	1,615	11,879
No	2	0	0	0	0	337	80	185	182	186	174	1,144
No answer	9	0	0	0	0	87	44	80	75	54	90	430
Not applicable (Punch 0 on Cols. 4731-2 or 4751-3)	BK	13626	354	7542	353	1,793	427	809	745	893	938	27,480

IF YOU HAVE NO OTHER PARTNERS BESIDES YOUR HUSBAND OR WIFE OR REGULAR SEXUAL PARTNER, PLEASE GO TO Q. 1123.

1121. If you had other partners, please indicate all categories that apply to them.
CIRCLE ALL THE ANSWERS THAT APPLY.

A. Close personal friend

[VAR: FRNDSEX]

RESPONSE	PUNCH	YEAR										COL. 4734
		1972-82	1982B	1983-87	1987B	1988-91	1993	1994	1996	1998	2000	ALL
Yes	1	0	0	0	0	402	87	191	223	156	177	1,236
No	2	0	0	0	0	231	73	143	161	139	128	875
Don't know	8	0	0	0	0	0	0	0	0	0	0	0
No answer	9	0	0	0	0	280	87	169	130	156	177	999
Not applicable (Punch 0 or 1 on Cols. 4731-2 or 4751-3; Punch 1 on Col. 4733)	BK	13,626	354	7,542	353	4,994	1,359	2,489	2,390	2,381	2,335	37,823

B. Neighbor, Co-worker, or long-term acquaintance

[VAR: ACQNTSEX]

RESPONSE	PUNCH	YEAR					COL. 4735					
		1972-82	1982B	1983-87	1987B	1988-91	1993	1994	1996	1998	2000	ALL
Yes	1	0	0	0	0	202	53	105	131	102	115	708
No	2	0	0	0	0	431	107	229	253	193	190	1,403
No answer	9	0	0	0	0	280	87	169	130	156	177	999
Not applicable (Punch 0 or 1 on Cols. 4731-2 or 4751-3; Punch 1 on Col. 4733) . . BK 13,626 354 7,542 353 4,994 1,359 2,489 2,390 2,381 2,335 37,823												

C. Casual date or pick-up

[VAR: PIKUPSEX]

RESPONSE	PUNCH	YEAR					COL. 4736					
		1972-82	1982B	1983-87	1987B	1988-91	1993	1994	1996	1998	2000	ALL
Yes	1	0	0	0	0	182	58	100	109	91	104	644
No	2	0	0	0	0	451	102	234	275	204	201	1,467
No answer	9	0	0	0	0	280	87	169	130	156	177	999
Not applicable (Punch 0 or 1 on Cols. 4731-2 or 4751-3; Punch 1 on Col. 4733) . . BK 13,626 354 7,542 353 4,994 1,359 2,489 2,390 2,381 2,335 37,823												

D. Person you paid or paid you for sex

[VAR: PAIDSEX]

RESPONSE	PUNCH	YEAR					COL. 4737					
		1972-82	1982B	1983-87	1987B	1988-91	1993	1994	1996	1998	2000	ALL
Yes	1	0	0	0	0	19	4	6	6	12	6	53
No	2	0	0	0	0	614	156	328	378	283	299	2,058
No answer	9	0	0	0	0	280	87	169	130	156	177	999
Not applicable (Punch 0 or 1 on Cols. 4731-2 or 4751-3; Punch 1 on Col. 4733) . . BK 13,626 354 7,542 353 4,994 1,359 2,489 2,390 2,381 2,335 37,823												

E. Other (PLEASE SPECIFY)

[VAR: OTHERSEX]

RESPONSE	PUNCH	YEAR					COL. 4738					
		1972-82	1982B	1983-87	1987B	1988-91	1993	1994	1996	1998	2000	ALL
Yes	1	0	0	0	0	14	4	7	10	9	7	51
No	2	0	0	0	0	619	156	328	374	286	298	2,061
No answer	9	0	0	0	0	280	87	169	130	156	177	999
Not applicable (Punch 0 or 1 on Cols. 4731-2 or 4751-3; Punch 1 on Col. 4733) . . BK 13,626 354 7,542 353 4,994 1,359 2,488 2,390 2,381 2,335 37,822												

1122. Have your sex partners in the last 12 months been....
PLEASE CIRCLE ONE ANSWER.

[VAR: SEXSEX]

RESPONSE	PUNCH	YEAR					COL. 4739					
		1972-82	1982B	1983-87	1987B	1988-91	1993	1994	1996	1998	2000	ALL
Exclusively male	1	0	0	0	0	2,112	592	1,108	1,063	990	934	6,799
Both male and female	2	0	0	0	0	13	6	8	18	17	14	76
Exclusively female	3	0	0	0	0	1,795	504	953	950	841	822	5,865
No answer	9	0	0	0	0	194	77	114	128	91	109	713
Not applicable (Punch 0 to Cols. 4731-2 or 4751-3) . BK 13,626 354 7,542 353 1,793 427 809 745 893 938 27,480												

1123. About how often did you have sex during the last 12 months?

[VAR: SEXFREQ]

RESPONSE	PUNCH	YEAR									COL. 4740	
		1972-82	1982B	1983-87	1987B	1988-91	1993	1994	1996	1998	2000	ALL
Not at all	0	0	0	0	0	700	309	563	476	516	509	3,073
Once or twice	1	0	0	0	0	237	92	188	192	175	202	1,086
About once a month	2	0	0	0	0	279	164	290	248	263	204	1,448
2 or 3 times a month	3	0	0	0	0	493	221	416	0412	358	360	2,260
About once a week	4	0	0	0	0	601	272	483	471	425	391	2,643
2 or 3 times a week	5	0	0	0	0	680	273	538	565	458	446	2,960
More than 3 times a week	6	0	0	0	0	173	97	155	164	125	152	866
Don't know	8	0	0	0	0	2	0	3	2	2	1	10
No answer	9	0	0	0	0	705	64	155	127	129	135	1,315
Not applicable (Form 2)	BK	13,626	354	7,542	353	2,037	114	201	247	381	417	25,272

REMARKS: This question appeared on only for m 1 in 1990. Variants of this question, Qs. 1124 and 1125, were asked on form 2 in 1990.

1124. In the past month, have you engaged in sexual intercourse?

[VAR: SEXFREQ]

RESPONSE	PUNCH	YEAR									COL. 4742	
		1972-82	1982B	1983-87	1987B	1988-91	1993	1994	1996	1998	2000	ALL
Yes	1	0	0	0	0	388	0	0	0	0	0	388
No	2	0	0	0	0	193	0	0	0	0	0	193
Don't know	8	0	0	0	0	0	0	0	0	0	0	0
No answer	9	0	0	0	0	0	0	0	0	0	0	0
Not applicable (Form 1)	BK	13,626	354	7,542	353	5,326	1,606	2,992	2,904	2,832	2,817	40,352

REMARKS: This question appeared on only for m 2 in 1990. A similar question, Q.1123, appeared on form 1 in 1990. See also Q.1125.

1125. About how many times did you engage in intercourse during the month?

[VAR: SEXFREQ2]

RESPONSE	PUNCH	YEAR							COL. 4743-4744			
		1972-82	1982B	1983-87	1987B	1988-91	1993	1994	1996	1998	2000	ALL
1	1	0	0	0	0	28	0	0	0	0	0	28
2	2	0	0	0	0	36	0	0	0	0	0	36
3	3	0	0	0	0	30	0	0	0	0	0	30
4	4	0	0	0	0	45	0	0	0	0	0	45
5	5	0	0	0	0	30	0	0	0	0	0	30
6	6	0	0	0	0	32	0	0	0	0	0	32
7	7	0	0	0	0	10	0	0	0	0	0	10
8	8	0	0	0	0	36	0	0	0	0	0	36
9	9	0	0	0	0	4	0	0	0	0	0	4
10	10	0	0	0	0	37	0	0	0	0	0	37
12	12	0	0	0	0	16	0	0	0	0	0	16
13	13	0	0	0	0	6	0	0	0	0	0	6
14	14	0	0	0	0	1	0	0	0	0	0	1
15	15	0	0	0	0	13	0	0	0	0	0	13
16	16	0	0	0	0	4	0	0	0	0	0	4
17	17	0	0	0	0	1	0	0	0	0	0	1
19	19	0	0	0	0	1	0	0	0	0	0	1
20	20	0	0	0	0	13	0	0	0	0	0	13
22	22	0	0	0	0	1	0	0	0	0	0	1
23	23	0	0	0	0	1	0	0	0	0	0	1
24	24	0	0	0	0	1	0	0	0	0	0	1
25	25	0	0	0	0	4	0	0	0	0	0	4
27	27	0	0	0	0	1	0	0	0	0	0	1
30	30	0	0	0	0	4	0	0	0	0	0	4
50	50	0	0	0	0	1	0	0	0	0	0	1
60	60	0	0	0	0	1	0	0	0	0	0	1
Don't know	98	0	0	0	0	1	0	0	0	0	0	1
No answer	99	0	0	0	0	30	0	0	0	0	0	30
Not applicable (Form 1)	BK	13,626	354	7,542	353	5,519	1,606	2,992	2,904	2,832	2,817	40,545

REMARKS: This question was asked on only from 2 in 1991. A similar question, Q.1123, appeared on form 1. See also Q.1124.

1126. Now thinking about the time since your 18th (including the past 12 months) how many female partners have you had sex with.

[VAR: NUMWOMEN]

RESPONSE	PUNCH	YEAR							COL. 4745-4747			
		1972-82	1982B	1983-87	1987B	1988-91	1993	1994	1996	1998	2000	ALL
0	0	0	0	0	0	1,928	798	1,373	1,278	1,255	1,118	7,750
1	1	0	0	0	0	325	128	208	180	186	188	1,215
2	2	0	0	0	0	144	56	94	102	81	81	558
3	3	0	0	0	0	129	51	90	93	81	89	533
4-6	4-6	0	0	0	0	313	94	198	191	201	205	1,202
7-9	7-9	0	0	0	0	77	34	64	78	63	66	382
10-14	10-14	0	0	0	0	150	71	121	145	122	108	717
15-24	15-24	0	0	0	0	152	75	118	112	116	90	663
25-988	25-988	0	0	0	0	187	69	162	137	117	139	811
989+	989	0	0	0	0	0	0	1	0	1	1	3
Dash or slash	990	0	0	0	0	5	0	5	5	2	1	18
Some, 1+	991	0	0	0	0	3	6	5	35	3	3	55
"X"	992	0	0	0	0	2	0	1	2	2	2	9
Garbled text	993	0	0	0	0	2	1	4	1	0	0	8
Several	994	0	0	0	0	3	0	3	2	2	0	10
"Many," "lots"	995	0	0	0	0	4	3	6	19	6	2	40
"N.A."	996	0	0	0	0	4	0	11	3	13	4	35
Refused	997	0	0	0	0	6	3	23	35	10	23	100
Don't know	998	0	0	0	0	32	11	34	17	24	25	143
No answer	999	0	0	0	0	404	92	270	222	166	255	1,409
Not applicable	BK	13,626	354	7,542	353	2,037	114	201	247	381	417	25,272

REMARKS: Qs.1126 and 1127 code exact number of partners in Cols. 4745-4750. The numbers above are for convenience of display only.

1127. Now thinking about the time since your 18th birthday (including the past 12 months) how many male partners have you had sex with?

[VAR: NUMMEN]

RESPONSE	PUNCH	YEAR						COL. 4748-4750				
		1972-82	1982B	1983-87	1987B	1988-91	1993	1994	1996	1998	2000	ALL
0	0	0	0	0	0	1,564	615	1069	1033	991	906	6,178
1	1	0	0	0	0	858	298	536	431	439	386	2,948
2	2	0	0	0	0	297	123	212	187	176	171	1,166
3	3	0	0	0	0	226	85	166	151	149	132	909
4-6	4-6	0	0	0	0	321	134	250	237	272	273	1,487
7-9	7-9	0	0	0	0	68	36	62	67	67	56	356
10-14	10-14	0	0	0	0	90	49	104	108	71	97	505
15-24	15-24	0	0	0	0	58	23	59	66	49	51	306
25-988	25-988	0	0	0	0	41	15	42	41	29	42	210
989+	989	0	0	0	0	0	0	0	0	0	0	0
Dash or slash	990	0	0	0	0	9	1	12	4	1	4	31
Some, 1+	991	0	0	0	0	0	10	5	52	5	5	77
"X"	992	0	0	0	0	2	0	3	0	1	5	11
Garbled text	993	0	0	0	0	1	0	2	3	0	0	6
Several	994	0	0	0	0	1	0	1	2	1	0	5
"Many," "lots"	995	0	0	0	0	4	2	0	11	4	4	25
"N.A."	996	0	0	0	0	3	1	7	2	10	1	24
Refused	997	0	0	0	0	8	6	30	36	10	27	117
Don't know	998	0	0	0	0	19	9	14	11	14	12	79
No answer	999	0	0	0	0	300	85	217	215	162	228	1,207
Not applicable	BK	13,626	354	7,542	353	2,037	114	201	247	381	417	25,272

REMARKS: Qs.1126 and 1127 code exact number of partners in Cols. 4745-4750. The numbers above are for convenience of display only.

1128. How many sex partners have you had in the last 12 months?

[VAR: PARTOPEN]

RESPONSE	PUNCH	YEAR						COL. 4751-4753				
		1972-82	1982B	1983-87	1987B	1988-91	1993	1994	1996	1998	2000	ALL
0	0	0	0	0	0	146	0	0	0	0	0	146
1	1	0	0	0	0	428	0	0	0	0	0	428
2	2	0	0	0	0	38	0	0	0	0	0	38
3	3	0	0	0	0	12	0	0	0	0	0	12
4	4	0	0	0	0	5	0	0	0	0	0	5
5	5	0	0	0	0	6	0	0	0	0	0	6
6	6	0	0	0	0	3	0	0	0	0	0	3
7	7	0	0	0	0	1	0	0	0	0	0	1
8	8	0	0	0	0	1	0	0	0	0	0	1
14	14	0	0	0	0	1	0	0	0	0	0	1
Dash or slash	990	0	0	0	0	1	0	0	0	0	0	1
Don't know	998	0	0	0	0	0	0	0	0	0	0	0
No answer	999	0	0	0	0	9	0	0	0	0	0	9
Not applicable (Form 1)	BK	13,626	354	7,542	353	5,256	1,606	2,992	2,904	2,832	2,817	40,282

REMARKS: This question appeared on Form 2 in 1991. This was a variant of Q.1119, which was asked on Form 1 in 1991.

1129. Now, think about the past five years--the time since February/ March 1986, and including the past 12 months, how many sex partners have you had in that five year period?

[VAR: PARTOPN5]

RESPONSE	PUNCH	YEAR							COL. 4754-4756			
		1972-82	1982B	1983-87	1987B	1988-91	1993	1994	1996	1998	2000	ALL
0 (GO TO Q.1132)	0	0	0	0	0	86	0	0	0	0	0	86
1	1	0	0	0	0	357	0	0	0	0	0	357
2	2	0	0	0	0	59	0	0	0	0	0	59
3	3	0	0	0	0	39	0	0	0	0	0	39
4	4	0	0	0	0	14	0	0	0	0	0	14
5	5	0	0	0	0	20	0	0	0	0	0	20
6	6	0	0	0	0	7	0	0	0	0	0	7
7	7	0	0	0	0	9	0	0	0	0	0	9
8	8	0	0	0	0	3	0	0	0	0	0	3
10	10	0	0	0	0	11	0	0	0	0	0	11
12	12	0	0	0	0	1	0	0	0	0	0	1
14	14	0	0	0	0	1	0	0	0	0	0	1
15	15	0	0	0	0	5	0	0	0	0	0	5
19	19	0	0	0	0	1	0	0	0	0	0	1
20	20	0	0	0	0	4	0	0	0	0	0	4
25	25	0	0	0	0	1	0	0	0	0	0	1
40	40	0	0	0	0	1	0	0	0	0	0	1
50	50	0	0	0	0	1	0	0	0	0	0	1
65	65	0	0	0	0	1	0	0	0	0	0	1
80	80	0	0	0	0	1	0	0	0	0	0	1
Dash or slash	990	0	0	0	0	1	0	0	0	0	0	1
Don't know	998	0	0	0	0	2	0	0	0	0	0	2
No answer	999	0	0	0	0	26	0	0	0	0	0	26
Not applicable (Form 1)	BK	13,626	354	7,542	353	5,256	1,606	2,992	2,904	2,832	2,817	40,282

REMARKS: This question appears on only Form 2 in 1991. A similar question, Q. 1130, appears on Form 1 in 1991.

1130. Now think about the past five years--the time since February/March 1986, and including the past 12 months, how many sex partners have you had in that five year period?

[VAR: PARTNR55]

RESPONSE	PUNCH	YEAR							COL. 4757-4758			
		1972-82	1982B	1983-87	1987B	1988-91	1993	1994	1996	1998	2000	ALL
No partners (GO TO Q.1132)	00	0	0	0	0	95	213	358	323	323	323	1,635
1 partner	01	0	0	0	0	348	793	1,457	1,358	1,294	1,218	6,468
2 partners	02	0	0	0	0	51	136	253	275	234	252	1,201
3 partners	03	0	0	0	0	48	98	196	192	151	164	849
4 partners	04	0	0	0	0	28	73	130	138	115	112	596
5 - 10 partners	05	0	0	0	0	37	86	185	181	149	132	770
11 - 20 partners	06	0	0	0	0	11	34	53	53	50	48	249
21 - 100 partners	07	0	0	0	0	10	13	36	31	16	28	134
More than 100 partners	08	0	0	0	0	2	1	4	3	5	2	17
1 + partners	09	0	0	0	0	1	4	6	19	34	19	83
Several	95	0	0	0	0	0	0	0	0	0	0	0
Don't know	98	0	0	0	0	0	0	1	1	0	0	2
No answer	99	0	0	0	0	14	41	112	83	80	102	432
Not applicable (Did not do supplement, or Form 2 in 1991)	BK	13,626	354	7,542	353	5,262	114	201	247	381	417	28,497

REMARKS: This question appears on only Form 1 in 1991. A similar question, Q. 1129, appears on Form 2 in 1991.

1131. Have your sex partners in the last five years been...

[VAR: SEXSEX5]

RESPONSE	PUNCH	YEAR										COL. 4759
		1972-82	1982B	1983-87	1987B	1988-91	1993	1994	1996	1998	2000	ALL
Exclusively male	1	0	0	0	0	601	660	1252	1159	1076	1,021	5,769
Both male and female	2	0	0	0	0	14	17	30	40	31	43	175
Exclusively female	3	0	0	0	0	455	545	1015	1016	899	882	4,812
Don't know	8	0	0	0	0	0	0	0	0	0	0	0
No answer	9	0	0	0	0	45	57	136	120	122	239	719
Not applicable (Punch 0 in Cols. 4751-3 or 4754-6) .	BK	13,626	354	7,542	353	4,792	327	559	569	704	632	29,458

1132. Thinking about the time since your 18th birthday, have you ever had sex with a person you paid or who paid you for sex?

[VAR: EVPAIDSX]

RESPONSE	PUNCH	YEAR										COL. 4760
		1972-82	1982B	1983-87	1987B	1988-91	1993	1994	1996	1998	2000	ALL
Yes	1	0	0	0	0	102	124	238	226	180	191	1,061
No	2	0	0	0	0	1,166	1,327	2,439	2,337	2,170	2,109	11,548
Don't know	8	0	0	0	0	0	0	0	0	0	1	1
No answer	9	0	0	0	0	28	41	114	94	101	99	477
Not applicable	BK	13,626	354	7,542	353	4,611	114	201	247	381	417	27,846

1133. Have you ever had sex with someone other than your husband or wife while you were married?

[VAR: EVSTRAY]

RESPONSE	PUNCH	YEAR										COL. 4761
		1972-82	1982B	1983-87	1987B	1988-91	1993	1994	1996	1998	2000	ALL
Yes	1	0	0	0	0	146	195	354	369	324	308	1,696
No	2	0	0	0	0	853	982	1,781	1,618	1,481	1,418	8,133
Never Married	3	0	0	0	0	279	258	586	615	587	602	2,927
Don't know	8	0	0	0	0	0	0	0	1	0	1	2
No answer	9	0	0	0	0	18	57	70	54	59	71	329
Not applicable	BK	13,626	354	7,542	353	4,611	114	201	247	381	417	27,846

MOST RECENT SEXUAL EXPERIENCE

1134. The last time you had sex, was a condom used? By "sex" we mean vaginal, oral, or anal sex.

[VAR: CONDOM]

RESPONSE	PUNCH	YEAR										COL. 4762
		1972-82	1982B	1983-87	1987B	1988-91	1993	1994	1996	1998	2000	ALL
Yes, the last time I had sex, a condom was used	1	0	0	0	0	0	0	0	516	457	483	1,456
No, the last time I had sex, a condom was not used	2	0	0	0	0	0	0	0	1,959	1,832	1,719	5,510
Don't know	8	0	0	0	0	0	0	0	3	4	2	9
No answer	9	0	0	0	0	0	0	0	179	158	196	533
Not applicable	BK	13,626	354	7,542	353	5,907	1,606	2,992	247	381	417	33,425

1135. The last time you had sex, was it with someone you were in an on-going relationship with, or was it with someone else? Remember that by "sex" we mean only vaginal, oral, or anal sex.

[VAR: RELATSEX]

RESPONSE	PUNCH	YEAR									COL. 4763	
		1972-82	1982B	1983-87	1987B	1988-91	1993	1994	1996	1998	2000	ALL
Yes, the last time I had sex, it was with someone I was in an on-going relationship with	1	0	0	0	0	0	0	0	2,260	2,048	1,959	6,267
No, the last time I had sex, it was not with someone I was in an on-going relationship with	2	0	0	0	0	0	0	0	196	236	236	668
Don't know	8	0	0	0	0	0	0	0	0	3	1	4
No answer	9	0	0	0	0	0	0	0	201	164	204	569
Not applicable	BK	13,626	354	7,542	353	5,907	1,606	2,992	247	381	417	33,425

REMARKS: Q's 1119-1135 were self-administered. In 1988 on form 1, the questions were preceded by "Now we would like to ask you some additional questions. Your answers are confidential and will be used only for statistical reports." Form 2 said, "There is a great deal of concern today about the AIDS epidemic and how to deal with it. Because of the grave nature of this problem, we are going to ask you some personal questions and we need your frank and honest responses. Your answers are confidential and will be used only for statistical reports." Since 1989 the "AIDS" introduction was used on all cases. Also in 1989 Q. 1124 appeared first on the card on Form 2, immediately prior to Q. 1120. On Form 1 Q. 1124 appeared immediately following Q. 1123. In 1990 Q. 1123 was asked on form 1 and Q. 1125 was asked on form 2. In 1991 Q. 1130 was asked on form 1 and Q. 1128 on form 2. In 1991 Q. 1130 was asked on form 1 and Q. 1129 on form 2. People who did not do this supplement are coded as BK. See Appendix T, GSS Methodological Reports Nos. 56 and 65.

1136. Have you ever, even once, taken any drugs by injection with a needle (like heroin, cocaine, amphetamines, or steroids)... Do not include anything you took under a doctor's orders.

[VAR: EVIDU]

RESPONSE	PUNCH	YEAR									COL. 4764	
		1972-82	1982B	1983-87	1987B	1988-91	1993	1994	1996	1998	2000	ALL
Yes	1	0	0	0	0	0	0	0	0	0	62	62
No	2	0	0	0	0	0	0	0	0	0	2,265	2,265
Refused	7	0	0	0	0	0	0	0	0	0	0	0
Don't know	8	0	0	0	0	0	0	0	0	0	1	1
No answer	9	0	0	0	0	0	0	0	0	0	72	72
Not applicable	BK	13,626	354	7,542	353	5,907	1,606	2,992	2,904	2,832	417	38,533

1137. How long has it been since you last used a needle to inject drugs?

[VAR: IDU30]

RESPONSE	PUNCH	YEAR									COL. 4765	
		1972-82	1982B	1983-87	1987B	1988-91	1993	1994	1996	1998	2000	ALL
Within the past 30 days	1	0	0	0	0	0	0	0	0	0	3	3
More than 30 days ago but within the past 12 months	2	0	0	0	0	0	0	0	0	0	9	9
More than 12 months ago but within the past 3 years	3	0	0	0	0	0	0	0	0	0	7	7
More than 3 years ago	4	0	0	0	0	0	0	0	0	0	37	37
Refused	7	0	0	0	0	0	0	0	0	0	0	0
Don't know	8	0	0	0	0	0	0	0	0	0	4	4
No answer	9	0	0	0	0	0	0	0	0	0	75	75
Not applicable (Punch 2 on col. 4764)	BK	13,626	354	7,542	353	5,907	1,606	2,992	2,904	2,832	2,682	40,798

1138. Have you ever, even once, used "crack" cocaine in chunk or rock form?

[VAR: EVCRACK]

RESPONSE	PUNCH	YEAR									COL. 4766		
		1972-82	1982B	1983-87	1987B	1988-91	1993	1994	1996	1998	2000	ALL	
Yes	1	0	0	0	0	0	0	0	0	0	0	96	96
No	2	0	0	0	0	0	0	0	0	0	2,212	2,212	
Refused	7	0	0	0	0	0	0	0	0	0	0	0	0
Don't know	8	0	0	0	0	0	0	0	0	0	0	0	0
No answer	9	0	0	0	0	0	0	0	0	0	92	92	
Not applicable	BK	13,626	354	7,542	353	5,907	1,606	2,992	2,904	2,832	417	38,533	

1139. How long has it been since you last used "crack" cocaine in chunk or rock form?

[VAR: CRACK30]

RESPONSE	PUNCH	YEAR									COL. 4767		
		1972-82	1982B	1983-87	1987B	1988-91	1993	1994	1996	1998	2000	ALL	
Within the past 30 days . . .	1	0	0	0	0	0	0	0	0	0	6	6	
More than 30 days ago but within the past 12 months . .	2	0	0	0	0	0	0	0	0	0	15	15	
More than 12 months ago but within the past 3 years . . .	3	0	0	0	0	0	0	0	0	0	18	18	
More than 3 years ago	4	0	0	0	0	0	0	0	0	0	54	54	
Refused	7	0	0	0	0	0	0	0	0	0	0	0	0
Don't know	8	0	0	0	0	0	0	0	0	0	2	2	
No answer	9	0	0	0	0	0	0	0	0	0	93	93	
Not applicable (Punch 2 on Col. 4766)	BK	13,626	354	7,542	353	5,907	1,606	2,992	2,904	2,832	2,629	40,745	

1140. How many of your (number) brothers and sisters were born before you were?

[VAR: SIBORDER]

RESPONSE	PUNCH	YEAR									COL. 4768-4769		
		1972-82	1982B	1983-87	1987B	1988-91	1993	1994	1996	1998	2000	ALL	
0	0	0	0	0	0	231	0	0	0	0	0	231	
1	1	0	0	0	0	244	0	0	0	0	0	244	
2	2	0	0	0	0	148	0	0	0	0	0	148	
3	3	0	0	0	0	86	0	0	0	0	0	86	
4	4	0	0	0	0	58	0	0	0	0	0	58	
5	5	0	0	0	0	36	0	0	0	0	0	36	
6	6	0	0	0	0	18	0	0	0	0	0	18	
7	7	0	0	0	0	18	0	0	0	0	0	18	
8	8	0	0	0	0	11	0	0	0	0	0	11	
9	9	0	0	0	0	6	0	0	0	0	0	6	
10	10	0	0	0	0	5	0	0	0	0	0	5	
11	11	0	0	0	0	2	0	0	0	0	0	2	
16	16	0	0	0	0	1	0	0	0	0	0	1	
Only child	95	0	0	0	0	45	0	0	0	0	0	45	
Don't know	98	0	0	0	0	1	0	0	0	0	0	1	
No answer	99	0	0	0	0	18	0	0	0	0	0	18	
Not applicable	BK	13,626	354	7,542	353	4,979	1,606	2,992	2,904	2,832	2,817	40,005	

IN 1996, IF FORM 1, ASK QS. 1141A, 1142A. IF FORM 2, ASK QS. 1141B, 1142B

The next few questions are about a special technique called "genetic screening," which makes it possible to predict whether or not a person is likely to develop certain inherited diseases.

1141. A. How much would you say you have heard or read about genetic screening - a great deal, something but not very much, or nothing at all?

[VAR: GENETEST]

RESPONSE	PUNCH	YEAR										COL. 4770
		1972-82	1982B	1983-87	1987B	1988-91	1993	1994	1996	1998	2000	ALL
A great deal	1	0	0	0	0	117	0	0	67	0	0	184
Not very much	2	0	0	0	0	541	0	0	313	0	0	854
Nothing at all	3	0	0	0	0	237	0	0	86	0	0	323
Refused	7	0	0	0	0	2	0	0	0	0	0	2
Don't know	8	0	0	0	0	16	0	0	11	0	0	27
No answer	9	0	0	0	0	4	0	0	19	0	0	23
Not applicable (For 1996, Form 2)	BK	13,626	354	7,542	353	4,990	1,606	2,992	2,408	2,832	2,817	39,520

B. How much would you say you have heard or read about genetic testing?

[VAR: GENETST1]

RESPONSE	PUNCH	YEAR										COL. 4771
		1972-82	1982B	1983-87	1987B	1988-91	1993	1994	1996	1998	2000	ALL
A great deal	1	0	0	0	0	0	0	0	70	0	0	70
Something but not very much .	2	0	0	0	0	0	0	0	276	0	0	276
Nothing at all	3	0	0	0	0	0	0	0	82	0	0	82
Refused	7	0	0	0	0	0	0	0	0	0	0	0
Don't know	8	0	0	0	0	0	0	0	10	0	0	10
No answer	9	0	0	0	0	0	0	0	35	0	0	35
Not applicable (For 1996, Form 1)	BK	13,626	354	7,542	353	5,907	1,606	2,992	2,431	2,832	2,817	40,460

1142. A. Some people say that genetic screening is a wonderful medical advance. Others think it may cause trouble. Based on what you know, do you think genetic screening will do more good than harm, or more harm than good?

[VAR: GENEGOOD]

RESPONSE	PUNCH	YEAR										COL. 4772
		1972-82	1982B	1983-87	1987B	1988-91	1993	1994	1996	1998	2000	ALL
More good than harm	1	0	0	0	0	434	0	0	242	0	0	676
More harm than good	2	0	0	0	0	190	0	0	112	0	0	302
It depends	3	0	0	0	0	99	0	0	0	0	0	99
Refused to answer	7	0	0	0	0	6	0	0	0	0	0	6
Don't know	8	0	0	0	0	183	0	0	119	0	0	302
No answer	9	0	0	0	0	5	0	0	23	0	0	28
Not applicable (For 1996, Form 2)	BK	13,626	354	7,542	353	4,990	1,606	2,992	2,408	2,832	2,817	39,520

REMARKS: Punch "3" IT DEPENDS was an unread, precoded response in 1990. It was not used in 1996. See Appendix N.

B. Some people say that genetic screening may cause trouble. Others think it is a wonderful medical advance. Based on what you know, do you think genetic screening will do more harm than good or more good than harm?

[VAR: GENE001]

RESPONSE	PUNCH	YEAR										COL. 4773
		1972-82	1982B	1983-87	1987B	1988-91	1993	1994	1996	1998	2000	ALL
More harm than good	1	0	0	0	0	0	0	0	107	0	0	107
More good than harm	2	0	0	0	0	0	0	0	235	0	0	235
Refused	7	0	0	0	0	0	0	0	0	0	0	0
Don't know	8	0	0	0	0	0	0	0	103	0	0	103
No answer	9	0	0	0	0	0	0	0	28	0	0	28
Not applicable (For 1996, Form 1)	BK	13,626	354	7,542	353	5,907	1,606	2,992	2,431	2,832	2,817	40,460

1143. Today, tests are being developed that make it possible to detect serious genetic defects before a baby is born. But so far, it is impossible either to treat or to correct most of them. If (you/your partner) were pregnant, would you want (her) to have a test to find out if the baby has any serious genetic defects?

[VAR: GENESELF]

RESPONSE	PUNCH	YEAR										COL. 4774
		1972-82	1982B	1983-87	1987B	1988-91	1993	1994	1996	1998	2000	ALL
Yes, have a test	1	0	0	0	0	580	0	0	616	0	0	1,196
No	2	0	0	0	0	259	0	0	285	0	0	544
Refused to answer	7	0	0	0	0	3	0	0	0	0	0	3
Don't know	8	0	0	0	0	71	0	0	8	0	0	79
No answer	9	0	0	0	0	4	0	0	59	0	0	63
Not applicable	BK	13,626	354	7,542	353	4,990	1,606	2,992	1,936	2,832	2,817	39,048

1144. Suppose a test shows the baby has a serious genetic defect. Would you (yourself want to/ want your partner to) have an abortion if a test shows the baby has a serious genetic defect?

[VAR: GENEABRT]

RESPONSE	PUNCH	YEAR										COL. 4775
		1972-82	1982B	1983-87	1987B	1988-91	1993	1994	1996	1998	2000	ALL
Yes, have an abortion	1	0	0	0	0	377	0	0	404	0	0	781
No	2	0	0	0	0	347	0	0	434	0	0	781
Refused to answer	7	0	0	0	0	20	0	0	0	0	0	20
Don't know	8	0	0	0	0	165	0	0	49	0	0	214
No answer	9	0	0	0	0	8	0	0	81	0	0	89
Not applicable	BK	13,626	354	7,542	353	4,990	1,606	2,992	1,936	2,832	2,817	39,048

1145. When I say "serious genetic defect," what kinds of defects do you think of? Any others?

RECORD VERBATIM AND CODE FIRST THREE MENTIONS

A. First Mention

[VAR: GENEDEF 1]

RESPONSE	PUNCH	YEAR							COL. 4776-4777			
		1972-82	1982B	1983-87	1987B	1988-91	1993	1994	1996	1998	2000	ALL
Downs Syndrome; Mongoloid . . .	1	0	0	0	0	236	0	0	0	0	0	236
Mental Retardation,												
Brain Damage	2	0	0	0	0	340	0	0	0	0	0	340
Spina Bifida	3	0	0	0	0	16	0	0	0	0	0	16
Muscular Dystrophy	4	0	0	0	0	10	0	0	0	0	0	10
Cystic Fibrosis	5	0	0	0	0	5	0	0	0	0	0	5
Cerebral Palsy	6	0	0	0	0	13	0	0	0	0	0	13
Crippling Diseases	7	0	0	0	0	14	0	0	0	0	0	14
Blind, Deaf	10	0	0	0	0	16	0	0	0	0	0	16
Missing Limbs, Thalidomide	11	0	0	0	0	46	0	0	0	0	0	46
Major Deformities	12	0	0	0	0	40	0	0	0	0	0	40
Life Threatening Deformities	13	0	0	0	0	9	0	0	0	0	0	9
Handicapped	14	0	0	0	0	3	0	0	0	0	0	3
Physical Defects	15	0	0	0	0	18	0	0	0	0	0	18
Sickle Cell Anemia	20	0	0	0	0	3	0	0	0	0	0	3
RH Factor	21	0	0	0	0	1	0	0	0	0	0	1
Hemophilia	22	0	0	0	0	0	0	0	0	0	0	0
Addiction to Drugs	30	0	0	0	0	1	0	0	0	0	0	1
Aids; Aids related diseases	31	0	0	0	0	16	0	0	0	0	0	16
Multiple Sclerosis	35	0	0	0	0	3	0	0	0	0	0	3
Heart	60	0	0	0	0	8	0	0	0	0	0	8
Kidneys	61	0	0	0	0	0	0	0	0	0	0	0
Incurable disease	70	0	0	0	0	3	0	0	0	0	0	3
Tourettes Syndrome	71	0	0	0	0	0	0	0	0	0	0	0
Sexual Transmitted Diseases	72	0	0	0	0	0	0	0	0	0	0	0
Diabetes	73	0	0	0	0	0	0	0	0	0	0	0
Birth Defects	74	0	0	0	0	0	0	0	0	0	0	0
Cancer	75	0	0	0	0	4	0	0	0	0	0	4
Psychological Problems . . .	76	0	0	0	0	0	0	0	0	0	0	0
Neurological Problems . . .	77	0	0	0	0	1	0	0	0	0	0	1
Hydrocephalus	78	0	0	0	0	0	0	0	0	0	0	0
Huntington's Chorea	79	0	0	0	0	1	0	0	0	0	0	1
Tay-Sachs	80	0	0	0	0	0	0	0	0	0	0	0
Reyes Syndrome	81	0	0	0	0	0	0	0	0	0	0	0
Unable to take care of self	90	0	0	0	0	2	0	0	0	0	0	2
Other	95	0	0	0	0	7	0	0	0	0	0	7
Don't know,												
Can't think of any	98	0	0	0	0	94	0	0	0	0	0	94
No answer	99	0	0	0	0	6	0	0	0	0	0	6
Not applicable	BK	13,626	354	7,542	353	4,991	1,606	2,992	2,904	2,832	2,817	40,017

B. Second Mention

[VAR: GENEDEF2]

RESPONSE	PUNCH	YEAR								COL. 4778-4779		
		1972-82	1982B	1983-87	1987B	1988-91	1993	1994	1996	1998	2000	ALL
Downs Syndrome; Mongoloid . . .	1	0	0	0	0	1	0	0	0	0	0	1
Mental Retardation, Brain Damage	2	0	0	0	0	84	0	0	0	0	0	84
Spina Bifida	3	0	0	0	0	53	0	0	0	0	0	53
Muscular Dystrophy	4	0	0	0	0	17	0	0	0	0	0	17
Cystic Fibrosis	5	0	0	0	0	7	0	0	0	0	0	7
Cerebral Palsy	6	0	0	0	0	20	0	0	0	0	0	20
Crippling Diseases	7	0	0	0	0	29	0	0	0	0	0	29
Blind, Deaf	10	0	0	0	0	44	0	0	0	0	0	44
Missing Limbs, Thalidomide	11	0	0	0	0	104	0	0	0	0	0	104
Major Deformities	12	0	0	0	0	90	0	0	0	0	0	90
Life Threatening Deformities	13	0	0	0	0	22	0	0	0	0	0	22
Handicapped	14	0	0	0	0	16	0	0	0	0	0	16
Physical Defects	15	0	0	0	0	51	0	0	0	0	0	51
Sickle Cell Anemia	20	0	0	0	0	9	0	0	0	0	0	9
RH Factor	21	0	0	0	0	2	0	0	0	0	0	2
Hemophilia	22	0	0	0	0	4	0	0	0	0	0	4
Addiction to Drugs	30	0	0	0	0	6	0	0	0	0	0	6
Aids; Aids related diseases	31	0	0	0	0	14	0	0	0	0	0	14
Multiple Sclerosis	35	0	0	0	0	6	0	0	0	0	0	6
Heart	60	0	0	0	0	17	0	0	0	0	0	17
Kidneys	61	0	0	0	0	0	0	0	0	0	0	0
Siamese twins	62	0	0	0	0	1	0	0	0	0	0	1
Incurable disease	70	0	0	0	0	4	0	0	0	0	0	4
Tourettes syndrome	71	0	0	0	0	1	0	0	0	0	0	1
Sexual transmitted diseases	72	0	0	0	0	2	0	0	0	0	0	2
Diabetes	73	0	0	0	0	2	0	0	0	0	0	2
Birth defects	74	0	0	0	0	1	0	0	0	0	0	1
Cancer	75	0	0	0	0	8	0	0	0	0	0	8
Psychological Problems . . .	76	0	0	0	0	1	0	0	0	0	0	1
Neurological Problems . . .	77	0	0	0	0	3	0	0	0	0	0	3
Hydrocephalus	78	0	0	0	0	4	0	0	0	0	0	4
Huntington's Chorea	79	0	0	0	0	0	0	0	0	0	0	0
Tay-sachs	80	0	0	0	0	1	0	0	0	0	0	1
Reyes syndrome	81	0	0	0	0	1	0	0	0	0	0	1
Unable to take care of self	90	0	0	0	0	3	0	0	0	0	0	3
Other	95	0	0	0	0	7	0	0	0	0	0	7
Don't know, Can't think of any	98	0	0	0	0	6	0	0	0	0	0	6
No answer	99	0	0	0	0	11	0	0	0	0	0	11
Not applicable	BK	13,626	354	7,542	353	5,255	1,606	2,992	2,904	2,832	2,817	40,281

C. Third Mention

[VAR: GENEDEF3]

RESPONSE	PUNCH	YEAR										COL. 4780-4781
		1972-82	1982B	1983-87	1987B	1988-91	1993	1994	1996	1998	2000	ALL
Downs Syndrome; Mongoloid . . .	1	0	0	0	0	2	0	0	0	0	0	2
Mental Retardation, Brain Damage	2	0	0	0	0	3	0	0	0	0	0	3
Spina Bifida	3	0	0	0	0	12	0	0	0	0	0	12
Muscular Dystrophy	4	0	0	0	0	6	0	0	0	0	0	6
Cystic Fibrosis	5	0	0	0	0	4	0	0	0	0	0	4
Cerebral Palsy	6	0	0	0	0	13	0	0	0	0	0	13
Crippling Diseases	7	0	0	0	0	7	0	0	0	0	0	7
Blind, Deaf	10	0	0	0	0	5	0	0	0	0	0	5
Missing Limbs, Thalidomide	11	0	0	0	0	34	0	0	0	0	0	34
Major Deformities	12	0	0	0	0	40	0	0	0	0	0	40
Life Threatening Deformities	13	0	0	0	0	19	0	0	0	0	0	19
Handicapped	14	0	0	0	0	13	0	0	0	0	0	13
Physical Defects	15	0	0	0	0	51	0	0	0	0	0	51
Sickle Cell Anemia	20	0	0	0	0	5	0	0	0	0	0	5
RH Factor	21	0	0	0	0	3	0	0	0	0	0	3
Hemophilia	22	0	0	0	0	2	0	0	0	0	0	2
Addiction to Drugs	30	0	0	0	0	10	0	0	0	0	0	10
Aids; Aids related diseases	31	0	0	0	0	26	0	0	0	0	0	26
Multiple Sclerosis	35	0	0	0	0	14	0	0	0	0	0	14
Heart	60	0	0	0	0	19	0	0	0	0	0	19
Kidneys	61	0	0	0	0	4	0	0	0	0	0	4
Siamese Twins	62	0	0	0	0	1	0	0	0	0	0	1
Incurable disease	70	0	0	0	0	6	0	0	0	0	0	6
Tourettes Syndrome	71	0	0	0	0	0	0	0	0	0	0	0
Sexual transmitted diseases	72	0	0	0	0	2	0	0	0	0	0	2
Diabetes	73	0	0	0	0	0	0	0	0	0	0	0
Birth defects	74	0	0	0	0	0	0	0	0	0	0	0
Cancer	75	0	0	0	0	6	0	0	0	0	0	6
Psychological Problems . . .	76	0	0	0	0	1	0	0	0	0	0	1
Neurological Problems . . .	77	0	0	0	0	5	0	0	0	0	0	5
Hydrocephalus	78	0	0	0	0	3	0	0	0	0	0	3
Huntington's Chorea	79	0	0	0	0	0	0	0	0	0	0	0
Tay-sachs	80	0	0	0	0	6	0	0	0	0	0	6
Reyes syndrome	81	0	0	0	0	1	0	0	0	0	0	1
Unable to take care of self	90	0	0	0	0	3	0	0	0	0	0	3
Other	95	0	0	0	0	16	0	0	0	0	0	16
Don't know, Can't think of any	98	0	0	0	0	7	0	0	0	0	0	7
No answer	99	0	0	0	0	13	0	0	0	0	0	13
Not applicable	BK	13,626	354	7,542	353	5,545	1,606	2,992	2,904	2,832	2,817	40,571

1146. Please tell me whether you strongly agree, agree, disagree, or strongly disagree with the following statements regarding parents:

A. The job of parent is more difficult today than it used to be.

[VAR: PARHARDR]

RESPONSE	PUNCH	YEAR										COL. 4782
		1972-82	1982B	1983-87	1987B	1988-91	1993	1994	1996	1998	2000	ALL
Strongly agree	1	0	0	0	0	640	0	0	0	0	0	640
Agree	2	0	0	0	0	563	0	0	0	0	0	563
Disagree	3	0	0	0	0	109	0	0	0	0	0	109
Strongly disagree	4	0	0	0	0	25	0	0	0	0	0	25
Don't know	8	0	0	0	0	18	0	0	0	0	0	18
No answer	9	0	0	0	0	17	0	0	0	0	0	17
Not applicable	BK	13,626	354	7,542	353	4,535	1,606	2,992	2,904	2,832	2,817	39,561

B. Parents today are not doing as good a job as their own parents did.

[VAR: PARWORSE]

RESPONSE	PUNCH	YEAR										COL. 4783
		1972-82	1982B	1983-87	1987B	1988-91	1993	1994	1996	1998	2000	ALL
Strongly agree	1	0	0	0	0	207	0	0	0	0	0	207
Agree	2	0	0	0	0	551	0	0	0	0	0	551
Disagree	3	0	0	0	0	447	0	0	0	0	0	447
Strongly disagree	4	0	0	0	0	115	0	0	0	0	0	115
Don't know	8	0	0	0	0	35	0	0	0	0	0	35
No answer	9	0	0	0	0	17	0	0	0	0	0	17
Not applicable	BK	13,626	354	7,542	353	4,535	1,606	2,992	2,904	2,832	2,817	39,561

C. Parents today often feel uncertain about what is the right thing to do in raising their children.

[VAR: PARRGHT]

RESPONSE	PUNCH	YEAR										COL. 4784
		1972-82	1982B	1983-87	1987B	1988-91	1993	1994	1996	1998	2000	ALL
Strongly agree	1	0	0	0	0	245	0	0	0	0	0	245
Agree	2	0	0	0	0	926	0	0	0	0	0	926
Disagree	3	0	0	0	0	122	0	0	0	0	0	122
Strongly disagree	4	0	0	0	0	27	0	0	0	0	0	27
Don't know	8	0	0	0	0	35	0	0	0	0	0	35
No answer	9	0	0	0	0	17	0	0	0	0	0	17
Not applicable	BK	13,626	354	7,542	353	4,535	1,606	2,992	2,904	2,832	2,817	39,561

D. Parents often don't know where their children are or what they are doing.

[VAR: PARWHERE]

RESPONSE	PUNCH	YEAR										COL. 4785
		1972-82	1982B	1983-87	1987B	1988-91	1993	1994	1996	1998	2000	ALL
Strongly agree	1	0	0	0	0	258	0	0	0	0	0	258
Agree	2	0	0	0	0	778	0	0	0	0	0	778
Disagree	3	0	0	0	0	236	0	0	0	0	0	236
Strongly disagree	4	0	0	0	0	57	0	0	0	0	0	57
Don't know	8	0	0	0	0	25	0	0	0	0	0	25
No answer	9	0	0	0	0	18	0	0	0	0	0	18
Not applicable	BK	13,626	354	7,542	353	4,535	1,606	2,992	2,904	2,832	2,817	39,561

E. Parents today have a hard time making ends meet.

[VAR: PARFIN]

RESPONSE	PUNCH	YEAR										COL. 4786
		1972-82	1982B	1983-87	1987B	1988-91	1993	1994	1996	1998	2000	ALL
Strongly agree	1	0	0	0	0	302	0	0	0	0	0	302
Agree	2	0	0	0	0	893	0	0	0	0	0	893
Disagree	3	0	0	0	0	119	0	0	0	0	0	119
Strongly disagree	4	0	0	0	0	20	0	0	0	0	0	20
Don't know	8	0	0	0	0	21	0	0	0	0	0	21
No answer	9	0	0	0	0	17	0	0	0	0	0	17
Not applicable	BK	13,626	354	7,542	353	4,535	1,606	2,992	2,904	2,832	2,817	39,561

F. The role of the federal government in family life today is too large.

[VAR: PARGOVT]

RESPONSE	PUNCH	YEAR										COL. 4787
		1972-82	1982B	1983-87	1987B	1988-91	1993	1994	1996	1998	2000	ALL
Strongly agree	1	0	0	0	0	108	0	0	0	0	0	108
Agree	2	0	0	0	0	485	0	0	0	0	0	485
Disagree	3	0	0	0	0	463	0	0	0	0	0	463
Strongly disagree	4	0	0	0	0	117	0	0	0	0	0	117
Don't know	8	0	0	0	0	179	0	0	0	0	0	179
No answer	9	0	0	0	0	20	0	0	0	0	0	20
Not applicable	BK	13,626	354	7,542	353	4,535	1,606	2,992	2,904	2,832	2,817	39,561

G. Parents today don't spend enough time with their children.

[VAR: PARTIME]

RESPONSE	PUNCH	YEAR										COL. 4788
		1972-82	1982B	1983-87	1987B	1988-91	1993	1994	1996	1998	2000	ALL
Strongly agree	1	0	0	0	0	270	0	0	0	0	0	270
Agree	2	0	0	0	0	840	0	0	0	0	0	840
Disagree	3	0	0	0	0	168	0	0	0	0	0	168
Strongly disagree	4	0	0	0	0	32	0	0	0	0	0	32
Don't know	8	0	0	0	0	43	0	0	0	0	0	43
No answer	9	0	0	0	0	19	0	0	0	0	0	19
Not applicable	BK	13,626	354	7,542	353	4,535	1,606	2,992	2,904	2,832	2,817	39,561

H. When both parents work, children are more likely to get into trouble.

[VAR: PARWORK]

RESPONSE	PUNCH	YEAR										COL. 4789
		1972-82	1982B	1983-87	1987B	1988-91	1993	1994	1996	1998	2000	ALL
Strongly agree	1	0	0	0	0	245	0	0	0	0	0	245
Agree	2	0	0	0	0	709	0	0	0	0	0	709
Disagree	3	0	0	0	0	301	0	0	0	0	0	301
Strongly disagree	4	0	0	0	0	63	0	0	0	0	0	63
Don't know	8	0	0	0	0	34	0	0	0	0	0	34
No answer	9	0	0	0	0	20	0	0	0	0	0	20
Not applicable	BK	13,626	354	7,542	353	4,535	1,606	2,992	2,904	2,832	2,817	39,561

I. The burden of taxes discourages couples from having as many children as they would like.

[VAR: PARTAXES]

RESPONSE	PUNCH	YEAR										COL. 4790
		1972-82	1982B	1983-87	1987B	1988-91	1993	1994	1996	1998	2000	ALL
Strongly agree	1	0	0	0	0	82	0	0	0	0	0	82
Agree	2	0	0	0	0	458	0	0	0	0	0	458
Disagree	3	0	0	0	0	563	0	0	0	0	0	563
Strongly disagree	4	0	0	0	0	132	0	0	0	0	0	132
Don't know	8	0	0	0	0	117	0	0	0	0	0	117
No answer	9	0	0	0	0	20	0	0	0	0	0	20
Not applicable	BK	13,626	354	7,542	353	4,535	1,606	2,992	2,904	2,832	2,817	39,561

1147. Many adults play roles in the lives of children. Please rate the following as very good, good, fairly good, fairly bad, or very bad.

A. Mothers

[VAR: ROLEMA]

RESPONSE	PUNCH	YEAR					COL. 4791					
		1972-82	1982B	1983-87	1987B	1988-91	1993	1994	1996	1998	2000	ALL
Very good	1	0	0	0	0	712	0	0	0	0	0	712
Good	2	0	0	0	0	478	0	0	0	0	0	478
Fairly good	3	0	0	0	0	132	0	0	0	0	0	132
Fairly bad	4	0	0	0	0	11	0	0	0	0	0	11
Very bad	5	0	0	0	0	4	0	0	0	0	0	4
Don't know	8	0	0	0	0	23	0	0	0	0	0	23
No answer	9	0	0	0	0	12	0	0	0	0	0	12
Not applicable	BK	13,626	354	7,542	353	4,535	1,606	2,992	2,904	2,832	2,817	39,561

B. Fathers

[VAR: ROLEPA]

RESPONSE	PUNCH	YEAR					COL. 4792					
		1972-82	1982B	1983-87	1987B	1988-91	1993	1994	1996	1998	2000	ALL
Very good	1	0	0	0	0	550	0	0	0	0	0	550
Good	2	0	0	0	0	508	0	0	0	0	0	508
Fairly good	3	0	0	0	0	231	0	0	0	0	0	231
Fairly bad	4	0	0	0	0	36	0	0	0	0	0	36
Very bad	5	0	0	0	0	9	0	0	0	0	0	9
Don't know	8	0	0	0	0	25	0	0	0	0	0	25
No answer	9	0	0	0	0	13	0	0	0	0	0	13
Not applicable	BK	13,626	354	7,542	353	4,535	1,606	2,992	2,904	2,832	2,817	39,561

C. Grandparents

[VAR: ROLEGP]

RESPONSE	PUNCH	YEAR					COL. 4793					
		1972-82	1982B	1983-87	1987B	1988-91	1993	1994	1996	1998	2000	ALL
Very good	1	0	0	0	0	575	0	0	0	0	0	575
Good	2	0	0	0	0	569	0	0	0	0	0	569
Fairly good	3	0	0	0	0	176	0	0	0	0	0	176
Fairly bad	4	0	0	0	0	12	0	0	0	0	0	12
Very bad	5	0	0	0	0	1	0	0	0	0	0	1
Don't know	8	0	0	0	0	26	0	0	0	0	0	26
No answer	9	0	0	0	0	13	0	0	0	0	0	13
Not applicable	BK	13,626	354	7,542	353	4,535	1,606	2,992	2,904	2,832	2,817	39,561

D. Child-care providers

[VAR: ROLECCP]

RESPONSE	PUNCH	YEAR					COL. 4794					
		1972-82	1982B	1983-87	1987B	1988-91	1993	1994	1996	1998	2000	ALL
Very good	1	0	0	0	0	146	0	0	0	0	0	146
Good	2	0	0	0	0	405	0	0	0	0	0	405
Fairly good	3	0	0	0	0	629	0	0	0	0	0	629
Fairly bad	4	0	0	0	0	81	0	0	0	0	0	81
Very bad	5	0	0	0	0	6	0	0	0	0	0	6
Don't know	8	0	0	0	0	91	0	0	0	0	0	91
No answer	9	0	0	0	0	14	0	0	0	0	0	14
Not applicable	BK	13,626	354	7,542	353	4,535	1,606	2,992	2,904	2,832	2,817	39,561

E. Teachers

[VAR: ROLECHHR]

RESPONSE	PUNCH	YEAR					COL. 4795					
		1972-82	1982B	1983-87	1987B	1988-91	1993	1994	1996	1998	2000	ALL
Very good	1	0	0	0	0	218	0	0	0	0	0	218
Good	2	0	0	0	0	623	0	0	0	0	0	623
Fairly good	3	0	0	0	0	435	0	0	0	0	0	435
Fairly bad	4	0	0	0	0	46	0	0	0	0	0	46
Very bad	5	0	0	0	0	4	0	0	0	0	0	4
Don't know	8	0	0	0	0	35	0	0	0	0	0	35
No answer	9	0	0	0	0	11	0	0	0	0	0	11
Not applicable	BK	13,626	354	7,542	353	4,535	1,606	2,992	2,904	2,832	2,817	39,561

F. Priests, ministers and rabbis

[VAR: ROLECLRG]

RESPONSE	PUNCH	YEAR					COL. 4796					
		1972-82	1982B	1983-87	1987B	1988-91	1993	1994	1996	1998	2000	ALL
Very good	1	0	0	0	0	325	0	0	0	0	0	325
Good	2	0	0	0	0	595	0	0	0	0	0	595
Fairly good	3	0	0	0	0	329	0	0	0	0	0	329
Fairly bad	4	0	0	0	0	32	0	0	0	0	0	32
Very bad	5	0	0	0	0	8	0	0	0	0	0	8
Don't know	8	0	0	0	0	72	0	0	0	0	0	72
No answer	9	0	0	0	0	11	0	0	0	0	0	11
Not applicable	BK	13,626	354	7,542	353	4,535	1,606	2,992	2,904	2,832	2,817	39,561

1148. Compared with 10 years ago, would you say that American children today are much better off, better off, about the same, worse off, or much worse off regarding:

A. The quality of their education

[VAR: CHLDEDUC]

RESPONSE	PUNCH	YEAR					COL. 4797					
		1972-82	1982B	1983-87	1987B	1988-91	1993	1994	1996	1998	2000	ALL
Much better	1	0	0	0	0	206	0	0	0	0	0	206
Better	2	0	0	0	0	465	0	0	0	0	0	465
About the same	3	0	0	0	0	302	0	0	0	0	0	302
Worse	4	0	0	0	0	319	0	0	0	0	0	319
Much worse	5	0	0	0	0	44	0	0	0	0	0	44
Don't know	8	0	0	0	0	23	0	0	0	0	0	23
No answer	9	0	0	0	0	13	0	0	0	0	0	13
Not applicable	BK	13,626	354	7,542	353	4,535	1,606	2,992	2,904	2,832	2,817	39,561

B. The love, care and attention they receive from their parents.

[VAR: CHLDLOVE]

RESPONSE	PUNCH	YEAR					COL. 4798					
		1972-82	1982B	1983-87	1987B	1988-91	1993	1994	1996	1998	2000	ALL
Much better	1	0	0	0	0	42	0	0	0	0	0	42
Better	2	0	0	0	0	158	0	0	0	0	0	158
About the same	3	0	0	0	0	664	0	0	0	0	0	664
Worse	4	0	0	0	0	427	0	0	0	0	0	427
Much worse	5	0	0	0	0	30	0	0	0	0	0	30
Don't know	8	0	0	0	0	36	0	0	0	0	0	36
No answer	9	0	0	0	0	15	0	0	0	0	0	15
Not applicable	BK	13,626	354	7,542	353	4,535	1,606	2,992	2,904	2,832	2,817	39,561

C. The safety of the neighborhoods they live in.

[VAR: CHLDSAFE]

RESPONSE	PUNCH	YEAR										COL. 4799
		1972-82	1982B	1983-87	1987B	1988-91	1993	1994	1996	1998	2000	ALL
Much better	1	0	0	0	0	13	0	0	0	0	0	13
Better	2	0	0	0	0	103	0	0	0	0	0	103
About the same	3	0	0	0	0	324	0	0	0	0	0	324
Worse	4	0	0	0	0	743	0	0	0	0	0	743
Much worse	5	0	0	0	0	158	0	0	0	0	0	158
Don't know	8	0	0	0	0	17	0	0	0	0	0	17
No answer	9	0	0	0	0	14	0	0	0	0	0	14
Not applicable	BK	13,626	354	7,542	353	4,535	1,606	2,992	2,904	2,832	2,817	39,561

D. Their moral or religious training.

[VAR: CHLDMORL]

RESPONSE	PUNCH	YEAR										COL. 4800
		1972-82	1982B	1983-87	1987B	1988-91	1993	1994	1996	1998	2000	ALL
Much better	1	0	0	0	0	17	0	0	0	0	0	17
Better	2	0	0	0	0	93	0	0	0	0	0	93
About the same	3	0	0	0	0	481	0	0	0	0	0	481
Worse	4	0	0	0	0	625	0	0	0	0	0	625
Much worse	5	0	0	0	0	97	0	0	0	0	0	97
Don't know	8	0	0	0	0	44	0	0	0	0	0	44
No answer	9	0	0	0	0	15	0	0	0	0	0	15
Not applicable	BK	13,626	354	7,542	353	4,535	1,606	2,992	2,904	2,832	2,817	39,561

E. The supervision and discipline they receive from their parents.

[VAR: CHLDSUP]

RESPONSE	PUNCH	YEAR										COL. 4801
		1972-82	1982B	1983-87	1987B	1988-91	1993	1994	1996	1998	2000	ALL
Much better	1	0	0	0	0	21	0	0	0	0	0	21
Better	2	0	0	0	0	90	0	0	0	0	0	90
About the same	3	0	0	0	0	457	0	0	0	0	0	457
Worse	4	0	0	0	0	668	0	0	0	0	0	668
Much worse	5	0	0	0	0	94	0	0	0	0	0	94
Don't know	8	0	0	0	0	29	0	0	0	0	0	29
No answer	9	0	0	0	0	13	0	0	0	0	0	13
Not applicable	BK	13,626	354	7,542	353	4,535	1,606	2,992	2,904	2,832	2,817	39,561

F. Their housing.

[VAR: CHLDHOME]

RESPONSE	PUNCH	YEAR										COL. 4802
		1972-82	1982B	1983-87	1987B	1988-91	1993	1994	1996	1998	2000	ALL
Much better	1	0	0	0	0	57	0	0	0	0	0	57
Better	2	0	0	0	0	454	0	0	0	0	0	454
About the same	3	0	0	0	0	597	0	0	0	0	0	597
Worse	4	0	0	0	0	197	0	0	0	0	0	197
Much worse	5	0	0	0	0	21	0	0	0	0	0	21
Don't know	8	0	0	0	0	30	0	0	0	0	0	30
No answer	9	0	0	0	0	16	0	0	0	0	0	16
Not applicable	BK	13,626	354	7,542	353	4,535	1,606	2,992	2,904	2,832	2,817	39,561

G. Getting health care when they need it.

[VAR: CHLDHLTH]

RESPONSE	PUNCH	YEAR					COL. 4803					
		1972-82	1982B	1983-87	1987B	1988-91	1993	1994	1996	1998	2000	ALL
Much better	1	0	0	0	0	101	0	0	0	0	0	101
Better	2	0	0	0	0	510	0	0	0	0	0	510
About the same	3	0	0	0	0	415	0	0	0	0	0	415
Worse	4	0	0	0	0	278	0	0	0	0	0	278
Much worse	5	0	0	0	0	25	0	0	0	0	0	25
Don't know	8	0	0	0	0	28	0	0	0	0	0	28
No answer	9	0	0	0	0	15	0	0	0	0	0	15
Not applicable	BK	13,626	354	7,542	353	4,535	1,606	2,992	2,904	2,832	2,817	39,561

H. Acquiring the skills needed to get a good job.

[VAR: CHLD SKLS]

RESPONSE	PUNCH	YEAR					COL. 4804					
		1972-82	1982B	1983-87	1987B	1988-91	1993	1994	1996	1998	2000	ALL
Much better	1	0	0	0	0	99	0	0	0	0	0	99
Better	2	0	0	0	0	547	0	0	0	0	0	547
About the same	3	0	0	0	0	396	0	0	0	0	0	396
Worse	4	0	0	0	0	248	0	0	0	0	0	248
Much worse	5	0	0	0	0	35	0	0	0	0	0	35
Don't know	8	0	0	0	0	33	0	0	0	0	0	33
No answer	9	0	0	0	0	14	0	0	0	0	0	14
Not applicable	BK	13,626	354	7,542	353	4,535	1,606	2,992	2,904	2,832	2,817	39,561

I. The time children have with their parents.

[VAR: CHLDTIME]

RESPONSE	PUNCH	YEAR					COL. 4805					
		1972-82	1982B	1983-87	1987B	1988-91	1993	1994	1996	1998	2000	ALL
Much better	1	0	0	0	0	18	0	0	0	0	0	18
Better	2	0	0	0	0	117	0	0	0	0	0	117
About the same	3	0	0	0	0	401	0	0	0	0	0	401
Worse	4	0	0	0	0	718	0	0	0	0	0	718
Much worse	5	0	0	0	0	71	0	0	0	0	0	71
Don't know	8	0	0	0	0	33	0	0	0	0	0	33
No answer	9	0	0	0	0	14	0	0	0	0	0	14
Not applicable	BK	13,626	354	7,542	353	4,535	1,606	2,992	2,904	2,832	2,817	39,561

1149. Children are exposed to many influences in their daily lives. What kind of influence does each of the following have on children: Very positive, positive, neutral, negative, very negative:

A. Movies.

[VAR: INFFILMS]

RESPONSE	PUNCH	YEAR					COL. 4806					
		1972-82	1982B	1983-87	1987B	1988-91	1993	1994	1996	1998	2000	ALL
Very positive	1	0	0	0	0	93	0	0	0	0	0	93
Positive	2	0	0	0	0	317	0	0	0	0	0	317
Neutral	3	0	0	0	0	354	0	0	0	0	0	354
Negative	4	0	0	0	0	416	0	0	0	0	0	416
Very negative	5	0	0	0	0	142	0	0	0	0	0	142
Don't know	8	0	0	0	0	42	0	0	0	0	0	42
No answer	9	0	0	0	0	8	0	0	0	0	0	8
Not applicable	BK	13,626	354	7,542	353	4,535	1,606	2,992	2,904	2,832	2,817	39,561

B. Children's programs on television.

[VAR: INFPUBTV]

RESPONSE	PUNCH	YEAR					COL. 4807					
		1972-82	1982B	1983-87	1987B	1988-91	1993	1994	1996	1998	2000	ALL
Very positive	1	0	0	0	0	299	0	0	0	0	0	299
Positive	2	0	0	0	0	811	0	0	0	0	0	811
Neutral	3	0	0	0	0	146	0	0	0	0	0	146
Negative	4	0	0	0	0	54	0	0	0	0	0	54
Very negative	5	0	0	0	0	17	0	0	0	0	0	17
Don't know	8	0	0	0	0	38	0	0	0	0	0	38
No answer	9	0	0	0	0	7	0	0	0	0	0	7
Not applicable	BK	13,626	354	7,542	353	4,535	1,606	2,992	2,904	2,832	2,817	39,561

C. Programs on network television.

[VAR: INFNETTV]

RESPONSE	PUNCH	YEAR					COL. 4808					
		1972-82	1982B	1983-87	1987B	1988-91	1993	1994	1996	1998	2000	ALL
Very positive	1	0	0	0	0	34	0	0	0	0	0	34
Positive	2	0	0	0	0	296	0	0	0	0	0	296
Neutral	3	0	0	0	0	474	0	0	0	0	0	474
Negative	4	0	0	0	0	414	0	0	0	0	0	414
Very Negative	5	0	0	0	0	104	0	0	0	0	0	104
Don't know	8	0	0	0	0	43	0	0	0	0	0	43
No answer	9	0	0	0	0	7	0	0	0	0	0	7
Not applicable	BK	13,626	354	7,542	353	4,535	1,606	2,992	2,904	2,832	2,817	39,561

D. Commercials on network television.

[VAR: INFADSTV]

RESPONSE	PUNCH	YEAR					COL. 4809					
		1972-82	1982B	1983-87	1987B	1988-91	1993	1994	1996	1998	2000	ALL
Very positive	1	0	0	0	0	61	0	0	0	0	0	61
Positive	2	0	0	0	0	187	0	0	0	0	0	187
Neutral	3	0	0	0	0	398	0	0	0	0	0	398
Negative	4	0	0	0	0	504	0	0	0	0	0	504
Very Negative	5	0	0	0	0	177	0	0	0	0	0	177
Don't know	8	0	0	0	0	38	0	0	0	0	0	38
No answer	9	0	0	0	0	7	0	0	0	0	0	7
Not applicable	BK	13,626	354	7,542	353	4,535	1,606	2,992	2,904	2,832	2,817	39,561

E. Rock music.

[VAR: INFMUSIC]

RESPONSE	PUNCH	YEAR					COL. 4810					
		1972-82	1982B	1983-87	1987B	1988-91	1993	1994	1996	1998	2000	ALL
Very positive	1	0	0	0	0	81	0	0	0	0	0	81
Positive	2	0	0	0	0	135	0	0	0	0	0	135
Neutral	3	0	0	0	0	385	0	0	0	0	0	385
Negative	4	0	0	0	0	412	0	0	0	0	0	412
Very Negative	5	0	0	0	0	297	0	0	0	0	0	297
Don't know	8	0	0	0	0	54	0	0	0	0	0	54
No answer	9	0	0	0	0	8	0	0	0	0	0	8
Not applicable	BK	13,626	354	7,542	353	4,535	1,606	2,992	2,904	2,832	2,817	39,561

1150. Here are some other areas of government spending. Please indicate whether you would like to see more or less government spending in each area. Remember that if you say "much more", it might require a tax increase to pay for it.

A. Prenatal care for pregnant mothers who can't afford it..

[VAR: SPPREGNT]

RESPONSE	PUNCH	YEAR					COL. 4811					
		1972-82	1982B	1983-87	1987B	1988-91	1993	1994	1996	1998	2000	ALL
Spend much more	1	0	0	0	0	126	0	0	0	0	0	126
Spend more	2	0	0	0	0	400	0	0	0	0	0	400
Spend the same as now	3	0	0	0	0	510	0	0	0	0	0	510
Spend less	4	0	0	0	0	84	0	0	0	0	0	84
Spend much less	5	0	0	0	0	25	0	0	0	0	0	25
Don't know	8	0	0	0	0	53	0	0	0	0	0	53
No answer	9	0	0	0	0	19	0	0	0	0	0	19
Not applicable	BK	13,626	354	7,542	353	4,690	1,606	2,992	2,904	2,832	2,817	39,716

B. Health care for children whose families don't have insurance..

[VAR: SPHLTHKD]

RESPONSE	PUNCH	YEAR					COL. 4812					
		1972-82	1982B	1983-87	1987B	1988-91	1993	1994	1996	1998	2000	ALL
Spend much more	1	0	0	0	0	224	0	0	0	0	0	224
Spend more	2	0	0	0	0	573	0	0	0	0	0	573
Spend the same as now	3	0	0	0	0	318	0	0	0	0	0	318
Spend less	4	0	0	0	0	27	0	0	0	0	0	27
Spend much less	5	0	0	0	0	14	0	0	0	0	0	14
Don't know	8	0	0	0	0	43	0	0	0	0	0	43
No answer	9	0	0	0	0	18	0	0	0	0	0	18
Not applicable	BK	13,626	354	7,542	353	4,690	1,606	2,992	2,904	2,832	2,817	39,716

C. Preschool programs like Head Start for poor children..

[VAR: SPHEADST]

RESPONSE	PUNCH	YEAR					COL. 4813					
		1972-82	1982B	1983-87	1987B	1988-91	1993	1994	1996	1998	2000	ALL
Spend much more	1	0	0	0	0	216	0	0	0	0	0	216
Spend more	2	0	0	0	0	514	0	0	0	0	0	514
Spend the same as now	3	0	0	0	0	362	0	0	0	0	0	362
Spend less	4	0	0	0	0	41	0	0	0	0	0	41
Spend much less	5	0	0	0	0	20	0	0	0	0	0	20
Don't know	8	0	0	0	0	39	0	0	0	0	0	39
No answer	9	0	0	0	0	25	0	0	0	0	0	25
Not applicable	BK	13,626	354	7,542	353	4,690	1,606	2,992	2,904	2,832	2,817	39,716

D. Child care for poor children. . .

[VAR: SPPOORKD]

RESPONSE	PUNCH	YEAR					COL. 4814					
		1972-82	1982B	1983-87	1987B	1988-91	1993	1994	1996	1998	2000	ALL
Spend much more	1	0	0	0	0	190	0	0	0	0	0	190
Spend more	2	0	0	0	0	517	0	0	0	0	0	517
Spend the same as now	3	0	0	0	0	382	0	0	0	0	0	382
Spend less	4	0	0	0	0	54	0	0	0	0	0	54
Spend much less	5	0	0	0	0	12	0	0	0	0	0	12
Don't know	8	0	0	0	0	42	0	0	0	0	0	42
No answer	9	0	0	0	0	20	0	0	0	0	0	20
Not applicable	BK	13,626	354	7,542	353	4,690	1,606	2,992	2,904	2,832	2,817	39,716

E. Child care for all children with working parents. . .

[VAR: SPWRKPAR]

RESPONSE	PUNCH	YEAR					COL. 4815					
		1972-82	1982B	1983-87	1987B	1988-91	1993	1994	1996	1998	2000	ALL
Spend much more	1	0	0	0	0	124	0	0	0	0	0	124
Spend more	2	0	0	0	0	301	0	0	0	0	0	301
Spend the same as now	3	0	0	0	0	451	0	0	0	0	0	451
Spend less	4	0	0	0	0	188	0	0	0	0	0	188
Spend much less	5	0	0	0	0	86	0	0	0	0	0	86
Don't know	8	0	0	0	0	47	0	0	0	0	0	47
No answer	9	0	0	0	0	20	0	0	0	0	0	20
Not applicable	BK	13,626	354	7,542	353	4,690	1,606	2,992	2,904	2,832	2,817	39,716

F. Housing for poor families with children. . .

[VAR: SPHOMEKD]

RESPONSE	PUNCH	YEAR					COL. 4816					
		1972-82	1982B	1983-87	1987B	1988-91	1993	1994	1996	1998	2000	ALL
Spend much more	1	0	0	0	0	163	0	0	0	0	0	163
Spend more	2	0	0	0	0	451	0	0	0	0	0	451
Spend the same as now	3	0	0	0	0	460	0	0	0	0	0	460
Spend less	4	0	0	0	0	60	0	0	0	0	0	60
Spend much less	5	0	0	0	0	23	0	0	0	0	0	23
Don't know	8	0	0	0	0	39	0	0	0	0	0	39
No answer	9	0	0	0	0	21	0	0	0	0	0	21
Not applicable	BK	13,626	354	7,542	353	4,690	1,606	2,992	2,904	2,832	2,817	39,716

G. Services for disabled and chronically ill children

[VAR: SPDSABKD]

RESPONSE	PUNCH	YEAR					COL. 4817					
		1972-82	1982B	1983-87	1987B	1988-91	1993	1994	1996	1998	2000	ALL
Spend much more	1	0	0	0	0	293	0	0	0	0	0	293
Spend more	2	0	0	0	0	573	0	0	0	0	0	573
Spend the same as now	3	0	0	0	0	274	0	0	0	0	0	274
Spend less	4	0	0	0	0	18	0	0	0	0	0	18
Spend much less	5	0	0	0	0	7	0	0	0	0	0	7
Don't know	8	0	0	0	0	32	0	0	0	0	0	32
No answer	9	0	0	0	0	20	0	0	0	0	0	20
Not applicable	BK	13,626	354	7,542	353	4,690	1,606	2,992	2,904	2,832	2,817	39,716

H. Drug abuse prevention and treatment for children and youth...

[VAR: SPDRUGS]

RESPONSE	PUNCH	YEAR									COL.	4818
		1972-82	1982B	1983-87	1987B	1988-91	1993	1994	1996	1998	2000	ALL
Spend much more	1	0	0	0	0	312	0	0	0	0	0	312
Spend more	2	0	0	0	0	529	0	0	0	0	0	529
Spend the same as now	3	0	0	0	0	272	0	0	0	0	0	272
Spend less	4	0	0	0	0	30	0	0	0	0	0	30
Spend much less	5	0	0	0	0	17	0	0	0	0	0	17
Don't know	8	0	0	0	0	33	0	0	0	0	0	33
No answer	9	0	0	0	0	24	0	0	0	0	0	24
Not applicable	BK	13,626	354	7,542	353	4,690	1,606	2,992	2,904	2,832	2,817	39,716

I. Nutrition programs for poor children and families, such as food stamps and school lunches...

[VAR: SPFOODKD]

RESPONSE	PUNCH	YEAR									COL.	4819
		1972-82	1982B	1983-87	1987B	1988-91	1993	1994	1996	1998	2000	ALL
Spend much more	1	0	0	0	0	238	0	0	0	0	0	238
Spend more	2	0	0	0	0	423	0	0	0	0	0	423
Spend the same as now	3	0	0	0	0	423	0	0	0	0	0	423
Spend less	4	0	0	0	0	54	0	0	0	0	0	54
Spend much less	5	0	0	0	0	24	0	0	0	0	0	24
Don't know	8	0	0	0	0	34	0	0	0	0	0	34
No answer	9	0	0	0	0	21	0	0	0	0	0	21
Not applicable	BK	13,626	354	7,542	353	4,690	1,606	2,992	2,904	2,832	2,817	39,716

J. Contraceptive services for teenagers...

[VAR: SPPILL]

RESPONSE	PUNCH	YEAR									COL.	4820
		1972-82	1982B	1983-87	1987B	1988-91	1993	1994	1996	1998	2000	ALL
Spend much more	1	0	0	0	0	179	0	0	0	0	0	179
Spend more	2	0	0	0	0	278	0	0	0	0	0	278
Spend the same as now	3	0	0	0	0	377	0	0	0	0	0	377
Spend less	4	0	0	0	0	123	0	0	0	0	0	123
Spend much less	5	0	0	0	0	157	0	0	0	0	0	157
Don't know	8	0	0	0	0	75	0	0	0	0	0	75
No answer	9	0	0	0	0	28	0	0	0	0	0	28
Not applicable	BK	13,626	354	7,542	353	4,690	1,606	2,992	2,904	2,832	2,817	39,716

1151. What are the most important problems that you and members of your household have had during the last 12 months?

RECORD VERBATIM.

PROBE FOR ADDITIONAL MENTIONS AND FOR SPECIFIC DETAILS. TRY NOT TO ACCEPT GENERAL RESPONSES LIKE "WORK" OR "CRIME." PROBE TO FIND WHAT ABOUT "WORK" IS THE PROBLEM. FOR EXAMPLE, IS IT JOB INSECURITY, LOW PAY, ARGUMENTS WITH THE BOSS, OR WHAT? OR ABOUT "CRIME", WAS THERE A VICTIMIZATION? WHO WAS VICTIMIZED AND IN WHAT WAY? PROBE FOR ADDITIONAL PROBLEMS.

A. First problem mentioned.

[VAR: PROB1]

RESPONSE	PUNCH	YEAR								COL. 4821-4823		ALL
		1972-82	1982B	1983-87	1987B	1988-91	1993	1994	1996	1998	2000	
Illness, health problems	1	0	0	0	0	39	0	0	0	0	0	39
Illness in a relative	2	0	0	0	0	43	0	0	0	0	0	43
Illness in a friend	3	0	0	0	0	0	0	0	0	0	0	0
Birth control	4	0	0	0	0	1	0	0	0	0	0	1
Abortion	5	0	0	0	0	0	0	0	0	0	0	0
Pregnancy	6	0	0	0	0	0	0	0	0	0	0	0
Drinking	7	0	0	0	0	3	0	0	0	0	0	3
Death of a family member	10	0	0	0	0	5	0	0	0	0	0	5
Death of a friend	11	0	0	0	0	1	0	0	0	0	0	1
Aging	15	0	0	0	0	0	0	0	0	0	0	0
Unable to do things	16	0	0	0	0	0	0	0	0	0	0	0
Unemployed	20	0	0	0	0	11	0	0	0	0	0	11
Spouse unemployed	21	0	0	0	0	1	0	0	0	0	0	1
Unable to work	22	0	0	0	0	0	0	0	0	0	0	0
Lost job	23	0	0	0	0	3	0	0	0	0	0	3
Too little work	24	0	0	0	0	1	0	0	0	0	0	1
Too much work	25	0	0	0	0	2	0	0	0	0	0	2
Work related	26	0	0	0	0	9	0	0	0	0	0	9
New job	27	0	0	0	0	1	0	0	0	0	0	1
Problems with												
one's business	28	0	0	0	0	2	0	0	0	0	0	2
Finances	30	0	0	0	0	99	0	0	0	0	0	99
Debt	31	0	0	0	0	0	0	0	0	0	0	0
Car expenses	40	0	0	0	0	2	0	0	0	0	0	2
Taxes	41	0	0	0	0	0	0	0	0	0	0	0
Heating expenses	42	0	0	0	0	0	0	0	0	0	0	0
Medical expenses	43	0	0	0	0	0	0	0	0	0	0	0
Housing expenses	44	0	0	0	0	2	0	0	0	0	0	2
Clothing expenses	45	0	0	0	0	0	0	0	0	0	0	0
Food expenses	46	0	0	0	0	0	0	0	0	0	0	0
School expenses	47	0	0	0	0	0	0	0	0	0	0	0
Other expenses	48	0	0	0	0	0	0	0	0	0	0	0
Insurance	50	0	0	0	0	0	0	0	0	0	0	0
Life insurance	51	0	0	0	0	0	0	0	0	0	0	0
Car insurance	52	0	0	0	0	0	0	0	0	0	0	0
Other financial problems	55	0	0	0	0	0	0	0	0	0	0	0
No water	60	0	0	0	0	0	0	0	0	0	0	0
Lack of heat	61	0	0	0	0	1	0	0	0	0	0	1
Broken appliances	62	0	0	0	0	0	0	0	0	0	0	0
No phone	63	0	0	0	0	0	0	0	0	0	0	0
Lack of clothing	64	0	0	0	0	0	0	0	0	0	0	0
Lack of medical coverage	65	0	0	0	0	2	0	0	0	0	0	2
Lack of housing	66	0	0	0	0	1	0	0	0	0	0	1
Family	70	0	0	0	0	7	0	0	0	0	0	7
Adoption	71	0	0	0	0	0	0	0	0	0	0	0
New baby	72	0	0	0	0	1	0	0	0	0	0	1
Children	73	0	0	0	0	16	0	0	0	0	0	16
Child care	74	0	0	0	0	3	0	0	0	0	0	3
Child leaving home	75	0	0	0	0	0	0	0	0	0	0	0
Child unemployed	76	0	0	0	0	3	0	0	0	0	0	3
Raising relative's child	77	0	0	0	0	1	0	0	0	0	0	1
Child taken by the govt.	78	0	0	0	0	0	0	0	0	0	0	0
Marital	80	0	0	0	0	7	0	0	0	0	0	7
Separation	81	0	0	0	0	2	0	0	0	0	0	2

RESPONSE	PUNCH	YEAR										COL. 4821-4823	
		1972-82	1982B	1983-87	1987B	1988-91	1993	1994	1996	1998	2000		ALL
Divorce	83	0	0	0	0	1	0	0	0	0	0	0	1
Child custody	84	0	0	0	0	2	0	0	0	0	0	0	2
Child adjust to remarriage	85	0	0	0	0	1	0	0	0	0	0	0	1
Child support	86	0	0	0	0	0	0	0	0	0	0	0	0
Parents	90	0	0	0	0	2	0	0	0	0	0	0	2
Parent(s) in care facility	91	0	0	0	0	0	0	0	0	0	0	0	0
Care for sick/old relative	92	0	0	0	0	2	0	0	0	0	0	0	2
Siblings	93	0	0	0	0	0	0	0	0	0	0	0	0
Other relatives	94	0	0	0	0	0	0	0	0	0	0	0	0
Unable to visit relatives .	95	0	0	0	0	0	0	0	0	0	0	0	0
Involuntary separation . .	96	0	0	0	0	0	0	0	0	0	0	0	0
Friend	100	0	0	0	0	0	0	0	0	0	0	0	0
Finding boy/girlfriend . .	101	0	0	0	0	0	0	0	0	0	0	0	0
Finding spouse	102	0	0	0	0	0	0	0	0	0	0	0	0
Boy/girlfriend	103	0	0	0	0	1	0	0	0	0	0	0	1
False paternity claim/suit	104	0	0	0	0	1	0	0	0	0	0	0	1
Neighbor	110	0	0	0	0	1	0	0	0	0	0	0	1
Too little time	120	0	0	0	0	6	0	0	0	0	0	0	6
Personal	130	0	0	0	0	2	0	0	0	0	0	0	2
Lonely	131	0	0	0	0	4	0	0	0	0	0	0	4
Depressed	132	0	0	0	0	0	0	0	0	0	0	0	0
Crime victim	140	0	0	0	0	0	0	0	0	0	0	0	0
Crime in Neighborhood/Work	150	0	0	0	0	1	0	0	0	0	0	0	1
Drugs	151	0	0	0	0	3	0	0	0	0	0	0	3
Criminal punishment	160	0	0	0	0	0	0	0	0	0	0	0	0
Loss of driver's license .	161	0	0	0	0	0	0	0	0	0	0	0	0
Lawsuit	165	0	0	0	0	0	0	0	0	0	0	0	0
Bothered by police	166	0	0	0	0	0	0	0	0	0	0	0	0
Housing	170	0	0	0	0	3	0	0	0	0	0	0	3
Fire	171	0	0	0	0	0	0	0	0	0	0	0	0
Natural disaster	172	0	0	0	0	3	0	0	0	0	0	0	3
Home repairs	175	0	0	0	0	6	0	0	0	0	0	0	6
Remodeling/addition	176	0	0	0	0	0	0	0	0	0	0	0	0
Neighborhood	180	0	0	0	0	3	0	0	0	0	0	0	3
Moving	190	0	0	0	0	2	0	0	0	0	0	0	2
Wanted to move/buy home . .	191	0	0	0	0	0	0	0	0	0	0	0	0
Other residential	192	0	0	0	0	1	0	0	0	0	0	0	1
School	200	0	0	0	0	7	0	0	0	0	0	0	7
Children's schooling	201	0	0	0	0	0	0	0	0	0	0	0	0
Other school	202	0	0	0	0	0	0	0	0	0	0	0	0
Transportation	210	0	0	0	0	6	0	0	0	0	0	0	6
Lack of car	211	0	0	0	0	2	0	0	0	0	0	0	2
No help with chores, etc. .	220	0	0	0	0	1	0	0	0	0	0	0	1
Discrimination	230	0	0	0	0	0	0	0	0	0	0	0	0
Government	235	0	0	0	0	1	0	0	0	0	0	0	1
War	237	0	0	0	0	3	0	0	0	0	0	0	3
Miscellaneous	240	0	0	0	0	2	0	0	0	0	0	0	2
Can't understand answer . .	995	0	0	0	0	1	0	0	0	0	0	0	1
No problems	996	0	0	0	0	113	0	0	0	0	0	0	113
No answer	999	0	0	0	0	42	0	0	0	0	0	0	42
Not applicable	BK	13,626	354	7,542	353	5,415	1,606	2,992	2,904	2,832	2,817	40,441	

B. Second problem mentioned.

[VAR: PROB2]

RESPONSE	PUNCH	YEAR										COL. 4824-4826	
		1972-82	1982B	1983-87	1987B	1988-91	1993	1994	1996	1998	2000		ALL
Illness, health problems . .	1	0	0	0	0	11	0	0	0	0	0	0	11
Illness in a relative	2	0	0	0	0	17	0	0	0	0	0	0	17
Illness in a friend	3	0	0	0	0	0	0	0	0	0	0	0	0
Birth control	4	0	0	0	0	0	0	0	0	0	0	0	0
Abortion	5	0	0	0	0	0	0	0	0	0	0	0	0
Pregnancy	6	0	0	0	0	0	0	0	0	0	0	0	0
Drinking	7	0	0	0	0	0	0	0	0	0	0	0	0
Death of a family member	10	0	0	0	0	4	0	0	0	0	0	0	4
Death of a friend	11	0	0	0	0	0	0	0	0	0	0	0	0
Aging	15	0	0	0	0	1	0	0	0	0	0	0	1
Unable to do things	16	0	0	0	0	1	0	0	0	0	0	0	1
Unemployed	20	0	0	0	0	9	0	0	0	0	0	0	9
Spouse unemployed	21	0	0	0	0	4	0	0	0	0	0	0	4
Unable to work	22	0	0	0	0	1	0	0	0	0	0	0	1

School	200	0	0	0	0	0	0	0	0	0	0	0
Children's schooling	201	0	0	0	0	1	0	0	0	0	0	1
Other school	202	0	0	0	0	0	0	0	0	0	0	0
Transportation	210	0	0	0	0	0	0	0	0	0	0	0
Lack of car	211	0	0	0	0	0	0	0	0	0	0	0
No help with chores, etc.	220	0	0	0	0	0	0	0	0	0	0	0
Discrimination	230	0	0	0	0	0	0	0	0	0	0	0
Government	235	0	0	0	0	0	0	0	0	0	0	0
War	237	0	0	0	0	0	0	0	0	0	0	0
Miscellaneous	240	0	0	0	0	0	0	0	0	0	0	0
Can't understand answer	995	0	0	0	0	0	0	0	0	0	0	0
No problems	996	0	0	0	0	0	0	0	0	0	0	0
No answer	999	0	0	0	0	0	0	0	0	0	0	0
Not applicable	BK	13,626	354	7,542	353	5,896	1,606	2,992	2,904	2,832	2,817	40,922

1152. Now, I'm going to ask you about various events and conditions that happen to people. I'm interested in those that happened to you during the last 12 months, that is since February/March, 1990. As I ask you about the specific events, please think carefully, so I can record things accurately.

A. First, thinking about health related matters, did any of the following happen to you since February/March, 1990?

1. Ill enough to go to a doctor.

[VAR: HLTH1]

RESPONSE	PUNCH	YEAR										COL. 4833
		1972-82	1982B	1983-87	1987B	1988-91	1993	1994	1996	1998	2000	ALL
Yes	1	0	0	0	0	559	0	0	0	0	0	559
No	2	0	0	0	0	454	0	0	0	0	0	454
No answer	9	0	0	0	0	4	0	0	0	0	0	4
Not applicable	BK	13,626	354	7,542	353	4,890	1,606	2,992	2,904	2,832	2,817	39,916

2. Underwent counseling for mental or emotional problems.

[VAR: HLTH2]

RESPONSE	PUNCH	YEAR										COL. 4834
		1972-82	1982B	1983-87	1987B	1988-91	1993	1994	1996	1998	2000	ALL
Yes	1	0	0	0	0	58	0	0	0	0	0	58
No	2	0	0	0	0	955	0	0	0	0	0	955
No answer	9	0	0	0	0	4	0	0	0	0	0	4
Not applicable	BK	13,626	354	7,542	353	4,890	1,606	2,992	2,904	2,832	2,817	39,916

3. Infertility or unable to have a baby.

[VAR: HLTH3]

RESPONSE	PUNCH	YEAR										COL. 4835
		1972-82	1982B	1983-87	1987B	1988-91	1993	1994	1996	1998	2000	ALL
Yes	1	0	0	0	0	35	0	0	0	0	0	35
No	2	0	0	0	0	975	0	0	0	0	0	975
No answer	9	0	0	0	0	7	0	0	0	0	0	7
Not applicable	BK	13,626	354	7,542	353	4,890	1,606	2,992	2,904	2,832	2,817	39,916

4. Had a drinking problem (e.g. frequently drunk, suffered from alcoholism)

[VAR: HLTH4]

RESPONSE	PUNCH	YEAR										COL. 4836
		1972-82	1982B	1983-87	1987B	1988-91	1993	1994	1996	1998	2000	ALL
Yes	1	0	0	0	0	17	0	0	0	0	0	17
No	2	0	0	0	0	995	0	0	0	0	0	995
No answer	9	0	0	0	0	5	0	0	0	0	0	5
Not applicable	BK	13,626	354	7,542	353	4,890	1,606	2,992	2,904	2,832	2,817	39,916

5. Used illegal drugs (e.g. marijuana, cocaine, pills).

[VAR: HLTH5]

RESPONSE	PUNCH	YEAR										COL. 4837
		1972-82	1982B	1983-87	1987B	1988-91	1993	1994	1996	1998	2000	ALL
Yes	1	0	0	0	0	30	0	0	0	0	0	30
No	2	0	0	0	0	982	0	0	0	0	0	982
No answer	9	0	0	0	0	5	0	0	0	0	0	5
Not applicable	BK	13,626	354	7,542	353	4,890	1,606	2,992	2,904	2,832	2,817	39,916

6. Your (husband/ wife)/partner was a patient in a hospital, sanatorium, convalescent or nursing home (apart from having a baby).

[VAR: HLTH6]

RESPONSE	PUNCH	YEAR										COL. 4838
		1972-82	1982B	1983-87	1987B	1988-91	1993	1994	1996	1998	2000	ALL
Yes	1	0	0	0	0	73	0	0	0	0	0	73
No	2	0	0	0	0	927	0	0	0	0	0	927
Don't know	8	0	0	0	0	2	0	0	0	0	0	2
No answer	9	0	0	0	0	15	0	0	0	0	0	15
Not applicable	BK	13,626	354	7,542	353	4,890	1,606	2,992	2,904	2,832	2,817	39,916

7. A child of yours was a patient in a hospital, sanatorium, convalescent or nursing home (apart from having a baby).

[VAR: HLTH7]

RESPONSE	PUNCH	YEAR										COL. 4839
		1972-82	1982B	1983-87	1987B	1988-91	1993	1994	1996	1998	2000	ALL
Yes	1	0	0	0	0	78	0	0	0	0	0	78
No	2	0	0	0	0	927	0	0	0	0	0	927
No answer	9	0	0	0	0	12	0	0	0	0	0	12
Not applicable	BK	13,626	354	7,542	353	4,890	1,606	2,992	2,904	2,832	2,817	39,916

8. Child on drugs or had drinking problem.

[VAR: HLTH8]

RESPONSE	PUNCH	YEAR										COL. 4840
		1972-82	1982B	1983-87	1987B	1988-91	1993	1994	1996	1998	2000	ALL
Yes	1	0	0	0	0	28	0	0	0	0	0	28
No	2	0	0	0	0	978	0	0	0	0	0	978
No answer	9	0	0	0	0	11	0	0	0	0	0	11
Not applicable	BK	13,626	354	7,542	353	4,890	1,606	2,992	2,904	2,832	2,817	39,916

9. A death of a close friend.

[VAR: HLTH9]

RESPONSE	PUNCH	YEAR										COL. 4841
		1972-82	1982B	1983-87	1987B	1988-91	1993	1994	1996	1998	2000	ALL
Yes	1	0	0	0	0	230	0	0	0	0	0	230
No	2	0	0	0	0	782	0	0	0	0	0	782
No answer	9	0	0	0	0	5	0	0	0	0	0	5
Not applicable	BK	13,626	354	7,542	353	4,890	1,606	2,992	2,904	2,832	2,817	39,916

B. Second, what about work-related matters? Did any of the following happen to you since February/March, 1990?

1. Fired or permanently laid-off.

[VAR: WORK1]

RESPONSE	PUNCH	YEAR					COL. 4843					
		1972-82	1982B	1983-87	1987B	1988-91	1993	1994	1996	1998	2000	ALL
Yes	1	0	0	0	0	59	0	0	0	0	0	59
No	2	0	0	0	0	914	0	0	0	0	0	914
Don't know	8	0	0	0	0	0	0	0	0	0	0	0
No answer	9	0	0	0	0	44	0	0	0	0	0	44
Not applicable	BK	13,626	354	7,542	353	4,890	1,606	2,992	2,904	2,832	2,817	39,916

2. Demoted or switched to a less favorable position.

[VAR: WORK2]

RESPONSE	PUNCH	YEAR					COL. 4844					
		1972-82	1982B	1983-87	1987B	1988-91	1993	1994	1996	1998	2000	ALL
Yes	1	0	0	0	0	26	0	0	0	0	0	26
No	2	0	0	0	0	946	0	0	0	0	0	946
Don't know	8	0	0	0	0	0	0	0	0	0	0	0
No answer	9	0	0	0	0	45	0	0	0	0	0	45
Not applicable	BK	13,626	354	7,542	353	4,890	1,606	2,992	2,904	2,832	2,817	39,916

3. A cut in pay (including reduced hours).

[VAR: WORK3]

RESPONSE	PUNCH	YEAR					COL. 4845					
		1972-82	1982B	1983-87	1987B	1988-91	1993	1994	1996	1998	2000	ALL
Yes	1	0	0	0	0	61	0	0	0	0	0	61
No	2	0	0	0	0	911	0	0	0	0	0	911
Don't know	8	0	0	0	0	0	0	0	0	0	0	0
No answer	9	0	0	0	0	45	0	0	0	0	0	45
Not applicable	BK	13,626	354	7,542	353	4,890	1,606	2,992	2,904	2,832	2,817	39,916

4. Passed over for promotion.

[VAR: WORK4]

RESPONSE	PUNCH	YEAR					COL. 4846					
		1972-82	1982B	1983-87	1987B	1988-91	1993	1994	1996	1998	2000	ALL
Yes	1	0	0	0	0	38	0	0	0	0	0	38
No	2	0	0	0	0	933	0	0	0	0	0	933
Don't know	8	0	0	0	0	0	0	0	0	0	0	0
No answer	9	0	0	0	0	46	0	0	0	0	0	46
Not applicable	BK	13,626	354	7,542	353	4,890	1,606	2,992	2,904	2,832	2,817	39,916

5. Serious trouble with your boss.

[VAR: WORK5]

RESPONSE	PUNCH	YEAR					COL. 4847					
		1972-82	1982B	1983-87	1987B	1988-91	1993	1994	1996	1998	2000	ALL
Yes	1	0	0	0	0	42	0	0	0	0	0	42
No	2	0	0	0	0	929	0	0	0	0	0	929
Don't know	8	0	0	0	0	0	0	0	0	0	0	0
No answer	9	0	0	0	0	46	0	0	0	0	0	46
Not applicable	BK	13,626	354	7,542	353	4,890	1,606	2,992	2,904	2,832	2,817	39,916

6. Your own business (farm or professional office) lost money or failed.

[VAR: WORK6]

RESPONSE	PUNCH	YEAR					COL. 4848					
		1972-82	1982B	1983-87	1987B	1988-91	1993	1994	1996	1998	2000	ALL
Yes	1	0	0	0	0	20	0	0	0	0	0	20
No	2	0	0	0	0	951	0	0	0	0	0	951
Don't know	8	0	0	0	0	0	0	0	0	0	0	0
No answer	9	0	0	0	0	46	0	0	0	0	0	46
Not applicable	BK	13,626	354	7,542	353	4,890	1,606	2,992	2,904	2,832	2,817	39,916

7. Your (husband/wife)/partner was fired or permanently laid-off.

[VAR: WORK7]

RESPONSE	PUNCH	YEAR					COL. 4849					
		1972-82	1982B	1983-87	1987B	1988-91	1993	1994	1996	1998	2000	ALL
Yes	1	0	0	0	0	25	0	0	0	0	0	25
No	2	0	0	0	0	943	0	0	0	0	0	943
Don't know	8	0	0	0	0	1	0	0	0	0	0	1
No answer	9	0	0	0	0	48	0	0	0	0	0	48
Not applicable	BK	13,626	354	7,542	353	4,890	1,606	2,992	2,904	2,832	2,817	39,916

8. Your (husband/wife)/partner had a cut in pay (including reduced hours).

[VAR: WORK8]

RESPONSE	PUNCH	YEAR					COL. 4850					
		1972-82	1982B	1983-87	1987B	1988-91	1993	1994	1996	1998	2000	ALL
Yes	1	0	0	0	0	52	0	0	0	0	0	52
No	2	0	0	0	0	914	0	0	0	0	0	914
Don't know	8	0	0	0	0	2	0	0	0	0	0	2
No answer	9	0	0	0	0	49	0	0	0	0	0	49
Not applicable	BK	13,626	354	7,542	353	4,890	1,606	2,992	2,904	2,832	2,817	39,916

9. Your (husband/wife)/partner was unemployed and looking for work for a month or more.

[VAR: WORK9]

RESPONSE	PUNCH	YEAR					COL. 4851					
		1972-82	1982B	1983-87	1987B	1988-91	1993	1994	1996	1998	2000	ALL
Yes	1	0	0	0	0	55	0	0	0	0	0	55
No	2	0	0	0	0	911	0	0	0	0	0	911
Don't know	8	0	0	0	0	2	0	0	0	0	0	2
No answer	9	0	0	0	0	49	0	0	0	0	0	49
Not applicable	BK	13,626	354	7,542	353	4,890	1,606	2,992	2,904	2,832	2,817	39,916

C. Did any of the following financial matters happen to you during the last year...

1. Went bankrupt (declared personal bankruptcy).

[VAR: FINAN1]

RESPONSE	PUNCH	YEAR										COL. 4852
		1972-82	1982B	1983-87	1987B	1988-91	1993	1994	1996	1998	2000	ALL
Yes	1	0	0	0	0	13	0	0	0	0	0	13
No	2	0	0	0	0	1,001	0	0	0	0	0	1,001
No answer	9	0	0	0	0	3	0	0	0	0	0	3
Not applicable	BK	13,626	354	7,542	353	4,890	1,606	2,992	2,904	2,832	2,817	39,916

2. Car, household appliances, or furniture repossessed.

[VAR: FINAN2]

RESPONSE	PUNCH	YEAR										COL. 4853
		1972-82	1982B	1983-87	1987B	1988-91	1993	1994	1996	1998	2000	ALL
Yes	1	0	0	0	0	13	0	0	0	0	0	13
No	2	0	0	0	0	1,001	0	0	0	0	0	1,001
No answer	9	0	0	0	0	3	0	0	0	0	0	3
Not applicable	BK	13,626	354	7,542	353	4,890	1,606	2,992	2,904	2,832	2,817	39,916

3. Pawned or sold-off valuables to make ends meet.

[VAR: FINAN3]

RESPONSE	PUNCH	YEAR										COL. 4854
		1972-82	1982B	1983-87	1987B	1988-91	1993	1994	1996	1998	2000	ALL
Yes	1	0	0	0	0	44	0	0	0	0	0	44
No	2	0	0	0	0	970	0	0	0	0	0	970
No answer	9	0	0	0	0	3	0	0	0	0	0	3
Not applicable	BK	13,626	354	7,542	353	4,890	1,606	2,992	2,904	2,832	2,817	39,916

4. Pressured to pay bills by stores, creditors, or bill collectors.

[VAR: FINAN4]

RESPONSE	PUNCH	YEAR										COL. 4855
		1972-82	1982B	1983-87	1987B	1988-91	1993	1994	1996	1998	2000	ALL
Yes	1	0	0	0	0	134	0	0	0	0	0	134
No	2	0	0	0	0	880	0	0	0	0	0	880
No answer	9	0	0	0	0	3	0	0	0	0	0	3
Not applicable	BK	13,626	354	7,542	353	4,890	1,606	2,992	2,904	2,832	2,817	39,916

5. Major worsening of your financial condition.

[VAR: FINAN5]

RESPONSE	PUNCH	YEAR										COL. 4856
		1972-82	1982B	1983-87	1987B	1988-91	1993	1994	1996	1998	2000	ALL
Yes	1	0	0	0	0	150	0	0	0	0	0	150
No	2	0	0	0	0	864	0	0	0	0	0	864
No answer	9	0	0	0	0	3	0	0	0	0	0	3
Not applicable	BK	13,626	354	7,542	353	4,890	1,606	2,992	2,904	2,832	2,817	39,916

D. Now I am going to ask about specific hardships. Did any of the following occur to you since February/March, 1990?

1. Fell behind in paying your rent or mortgage.

[VAR: HRDHP1]

RESPONSE	PUNCH	YEAR										COL. 4857
		1972-82	1982B	1983-87	1987B	1988-91	1993	1994	1996	1998	2000	ALL
Yes	1	0	0	0	0	90	0	0	0	0	0	90
No	2	0	0	0	0	922	0	0	0	0	0	922
No answer	9	0	0	0	0	5	0	0	0	0	0	5
Not applicable	BK	13,626	354	7,542	353	4,890	1,606	2,992	2,904	2,832	2,817	39,916

2. Evicted from your apartment/house.

[VAR: HRDHP2]

RESPONSE	PUNCH	YEAR										COL. 4858
		1972-82	1982B	1983-87	1987B	1988-91	1993	1994	1996	1998	2000	ALL
Yes	1	0	0	0	0	9	0	0	0	0	0	9
No	2	0	0	0	0	1,003	0	0	0	0	0	1,003
No answer	9	0	0	0	0	5	0	0	0	0	0	5
Not applicable	BK	13,626	354	7,542	353	4,890	1,606	2,992	2,904	2,832	2,817	39,916

3. Had your utilities (water, heat, or electricity) shut off.

[VAR: HRDSHP3]

RESPONSE	PUNCH	YEAR										COL. 4859
		1972-82	1982B	1983-87	1987B	1988-91	1993	1994	1996	1998	2000	ALL
Yes	1	0	0	0	0	29	0	0	0	0	0	29
No	2	0	0	0	0	984	0	0	0	0	0	984
No answer	9	0	0	0	0	4	0	0	0	0	0	4
Not applicable	BK	13,626	354	7,542	353	4,890	1,606	2,992	2,904	2,832	2,817	39,916

4. Unable to purchase needed food.

[VAR: HRDSHP4]

RESPONSE	PUNCH	YEAR										COL. 4860
		1972-82	1982B	1983-87	1987B	1988-91	1993	1994	1996	1998	2000	ALL
Yes	1	0	0	0	0	43	0	0	0	0	0	43
No	2	0	0	0	0	968	0	0	0	0	0	968
No answer	9	0	0	0	0	6	0	0	0	0	0	6
Not applicable	BK	13,626	354	7,542	353	4,890	1,606	2,992	2,904	2,832	2,817	39,916

5. Unable to afford needed medical care.

[VAR: HRDSHP5]

RESPONSE	PUNCH	YEAR										COL. 4861
		1972-82	1982B	1983-87	1987B	1988-91	1993	1994	1996	1998	2000	ALL
Yes	1	0	0	0	0	72	0	0	0	0	0	72
No	2	0	0	0	0	939	0	0	0	0	0	939
No answer	9	0	0	0	0	6	0	0	0	0	0	6
Not applicable	BK	13,626	354	7,542	353	4,890	1,606	2,992	2,904	2,832	2,817	39,916

6. Lacked health insurance coverage (e. g. Medicare, Medicaid, Blue Cross, an HMO, etc.).

[VAR: HRDSHP6]

RESPONSE	PUNCH	YEAR										COL. 4862
		1972-82	1982B	1983-87	1987B	1988-91	1993	1994	1996	1998	2000	ALL
Yes	1	0	0	0	0	122	0	0	0	0	0	122
No	2	0	0	0	0	888	0	0	0	0	0	888
No answer	9	0	0	0	0	7	0	0	0	0	0	7
Not applicable	BK	13,626	354	7,542	353	4,890	1,606	2,992	2,904	2,832	2,817	39,916

7. Had to temporarily live with others or in a shelter or "on the street."

[VAR: HRDSHP7]

RESPONSE	PUNCH	YEAR										COL. 4863
		1972-82	1982B	1983-87	1987B	1988-91	1993	1994	1996	1998	2000	ALL
Yes	1	0	0	0	0	26	0	0	0	0	0	26
No	2	0	0	0	0	986	0	0	0	0	0	986
No answer	9	0	0	0	0	5	0	0	0	0	0	5
Not applicable	BK	13,626	354	7,542	353	4,890	1,606	2,992	2,904	2,832	2,817	39,916

E. What about family and personal relationships? During the last year, did you...

1. Have serious trouble with your (husband/wife)/partner.

[VAR: FAMPER1]

RESPONSE	PUNCH	YEAR										COL. 4864
		1972-82	1982B	1983-87	1987B	1988-91	1993	1994	1996	1998	2000	ALL
Yes	1	0	0	0	0	76	0	0	0	0	0	76
No	2	0	0	0	0	928	0	0	0	0	0	928
No answer	9	0	0	0	0	13	0	0	0	0	0	13
Not applicable	BK	13,626	354	7,542	353	4,890	1,606	2,992	2,904	2,832	2,817	39,916

2. Separate from your (husband/wife)/partner.

[VAR: FAMPER2]

RESPONSE	PUNCH	YEAR										COL. 4865
		1972-82	1982B	1983-87	1987B	1988-91	1993	1994	1996	1998	2000	ALL
Yes	1	0	0	0	0	56	0	0	0	0	0	56
No	2	0	0	0	0	947	0	0	0	0	0	947
No answer	9	0	0	0	0	14	0	0	0	0	0	14
Not applicable	BK	13,626	354	7,542	353	4,890	1,606	2,992	2,904	2,832	2,817	39,916

3. Break up with a steady boyfriend/girlfriend or fiance(e).

[VAR: FAMPER3]

RESPONSE	PUNCH	YEAR										COL. 4866
		1972-82	1982B	1983-87	1987B	1988-91	1993	1994	1996	1998	2000	ALL
Yes	1	0	0	0	0	52	0	0	0	0	0	52
No	2	0	0	0	0	958	0	0	0	0	0	958
No answer	9	0	0	0	0	7	0	0	0	0	0	7
Not applicable	BK	13,626	354	7,542	353	4,890	1,606	2,992	2,904	2,832	2,817	39,916

4. Have serious trouble with a child.

[VAR: FAMPER4]

RESPONSE	PUNCH	YEAR										COL. 4867
		1972-82	1982B	1983-87	1987B	1988-91	1993	1994	1996	1998	2000	ALL
Yes	1	0	0	0	0	49	0	0	0	0	0	49
No	2	0	0	0	0	958	0	0	0	0	0	958
No answer	9	0	0	0	0	10	0	0	0	0	0	10
Not applicable	BK	13,626	354	7,542	353	4,890	1,606	2,992	2,904	2,832	2,817	39,916

5. Have serious trouble with a close friend.

[VAR: FAMPER5]

RESPONSE	PUNCH	YEAR										COL. 4868
		1972-82	1982B	1983-87	1987B	1988-91	1993	1994	1996	1998	2000	ALL
Yes	1	0	0	0	0	49	0	0	0	0	0	49
No	2	0	0	0	0	963	0	0	0	0	0	963
No answer	9	0	0	0	0	5	0	0	0	0	0	5
Not applicable	BK	13,626	354	7,542	353	4,890	1,606	2,992	2,904	2,832	2,817	39,916

F. Next, did any of the following criminal or legal events occur to you since February/March, 1990...

1. A robbery (e.g. a mugging or stick-up).

[VAR: LAW1]

RESPONSE	PUNCH	YEAR										COL. 4869
		1972-82	1982B	1983-87	1987B	1988-91	1993	1994	1996	1998	2000	ALL
Yes	1	0	0	0	0	35	0	0	0	0	0	35
No	2	0	0	0	0	978	0	0	0	0	0	978
No answer	9	0	0	0	0	4	0	0	0	0	0	4
Not applicable	BK	13,626	354	7,542	353	4,890	1,606	2,992	2,904	2,832	2,817	39,916

2. A personal assault (e.g. being beaten up, hit, or attacked with a weapon).

[VAR: LAW2]

RESPONSE	PUNCH	YEAR										COL. 4870
		1972-82	1982B	1983-87	1987B	1988-91	1993	1994	1996	1998	2000	ALL
Yes	1	0	0	0	0	22	0	0	0	0	0	22
No	2	0	0	0	0	991	0	0	0	0	0	991
No answer	9	0	0	0	0	4	0	0	0	0	0	4
Not applicable	BK	13,626	354	7,542	353	4,890	1,606	2,992	2,904	2,832	2,817	39,916

3. Your home burglarized or broken into.

[VAR: LAW3]

RESPONSE	PUNCH	YEAR										COL. 4871
		1972-82	1982B	1983-87	1987B	1988-91	1993	1994	1996	1998	2000	ALL
Yes	1	0	0	0	0	47	0	0	0	0	0	47
No	2	0	0	0	0	966	0	0	0	0	0	966
No answer	9	0	0	0	0	4	0	0	0	0	0	4
Not applicable	BK	13,626	354	7,542	353	4,890	1,606	2,992	2,904	2,832	2,817	39,916

4. Accused of something for which a person might be sent to jail.

[VAR: LAW4]

RESPONSE	PUNCH	YEAR										COL. 4872
		1972-82	1982B	1983-87	1987B	1988-91	1993	1994	1996	1998	2000	ALL
Yes	1	0	0	0	0	14	0	0	0	0	0	14
No	2	0	0	0	0	999	0	0	0	0	0	999
No answer	9	0	0	0	0	4	0	0	0	0	0	4
Not applicable	BK	13,626	354	7,542	353	4,890	1,606	2,992	2,904	2,832	2,817	39,916

5. Arrested.

[VAR: LAW5]

RESPONSE	PUNCH	YEAR										COL. 4873
		1972-82	1982B	1983-87	1987B	1988-91	1993	1994	1996	1998	2000	ALL
Yes	1	0	0	0	0	22	0	0	0	0	0	22
No	2	0	0	0	0	991	0	0	0	0	0	991
No answer	9	0	0	0	0	4	0	0	0	0	0	4
Not applicable	BK	13,626	354	7,542	353	4,890	1,606	2,992	2,904	2,832	2,817	39,916

6. Sued in a civil (non-criminal) case.

[VAR: LAW6]

RESPONSE	PUNCH	YEAR					COL. 4874					
		1972-82	1982B	1983-87	1987B	1988-91	1993	1994	1996	1998	2000	ALL
Yes	1	0	0	0	0	19	0	0	0	0	0	19
No	2	0	0	0	0	994	0	0	0	0	0	994
No answer	9	0	0	0	0	4	0	0	0	0	0	4
Not applicable	BK	13,626	354	7,542	353	4,890	1,606	2,992	2,904	2,832	2,817	39,916

7. Your child was arrested or got in trouble with the law.

[VAR: LAW7]

RESPONSE	PUNCH	YEAR					COL. 4875					
		1972-82	1982B	1983-87	1987B	1988-91	1993	1994	1996	1998	2000	ALL
Yes	1	0	0	0	0	23	0	0	0	0	0	23
No	2	0	0	0	0	984	0	0	0	0	0	984
No answer	9	0	0	0	0	10	0	0	0	0	0	10
Not applicable	BK	13,626	354	7,542	353	4,890	1,606	2,992	2,904	2,832	2,817	39,916

G. What about things concerning where you live? During the last year, did any of the following happen?

1. Your home destroyed or heavily damaged due to fire, flood, or other disaster.

[VAR: LIVE1]

RESPONSE	PUNCH	YEAR					COL. 4876					
		1972-82	1982B	1983-87	1987B	1988-91	1993	1994	1996	1998	2000	ALL
Yes	1	0	0	0	0	23	0	0	0	0	0	23
No	2	0	0	0	0	991	0	0	0	0	0	991
No answer	9	0	0	0	0	3	0	0	0	0	0	3
Not applicable	BK	13,626	354	7,542	353	4,890	1,606	2,992	2,904	2,832	2,817	39,916

2. Your home in poor condition (e.g. leaks, broken windows, insects, heating breakdowns, exposed wires, etc.).

[VAR: LIVE2]

RESPONSE	PUNCH	YEAR					COL. 4877					
		1972-82	1982B	1983-87	1987B	1988-91	1993	1994	1996	1998	2000	ALL
Yes	1	0	0	0	0	63	0	0	0	0	0	63
No	2	0	0	0	0	951	0	0	0	0	0	951
No answer	9	0	0	0	0	3	0	0	0	0	0	3
Not applicable	BK	13,626	354	7,542	353	4,890	1,606	2,992	2,904	2,832	2,817	39,916

3. Major home repairs (e.g. replaced furnace, new roof).

[VAR: LIVE3]

RESPONSE	PUNCH	YEAR					COL. 4878					
		1972-82	1982B	1983-87	1987B	1988-91	1993	1994	1996	1998	2000	ALL
Yes	1	0	0	0	0	138	0	0	0	0	0	138
No	2	0	0	0	0	875	0	0	0	0	0	875
No answer	9	0	0	0	0	4	0	0	0	0	0	4
Not applicable	BK	13,626	354	7,542	353	4,890	1,606	2,992	2,904	2,832	2,817	39,916

4. Serious trouble with a landlord or building manager.

[VAR: LIVE4]

RESPONSE	PUNCH	YEAR					COL. 4879					
		1972-82	1982B	1983-87	1987B	1988-91	1993	1994	1996	1998	2000	ALL
Yes	1	0	0	0	0	26	0	0	0	0	0	26
No	2	0	0	0	0	986	0	0	0	0	0	986
No answer	9	0	0	0	0	5	0	0	0	0	0	5
Not applicable	BK	13,626	354	7,542	353	4,890	1,606	2,992	2,904	2,832	2,817	39,916

H. And finally, since February/March, 1990, did any of the following occur to you?

1. Discriminated against because of your race or nationality, sex, or for a similar reason.

[VAR: OTH1]

RESPONSE	PUNCH	YEAR					COL. 4880					
		1972-82	1982B	1983-87	1987B	1988-91	1993	1994	1996	1998	2000	ALL
Yes	1	0	0	0	0	60	0	0	0	0	0	60
No	2	0	0	0	0	953	0	0	0	0	0	953
No answer	9	0	0	0	0	4	0	0	0	0	0	4
Not applicable	BK	13,626	354	7,542	353	4,890	1,606	2,992	2,904	2,832	2,817	39,916

2. Unable to get into school or training program.

[VAR: OTH2]

RESPONSE	PUNCH	YEAR					COL. 4881					
		1972-82	1982B	1983-87	1987B	1988-91	1993	1994	1996	1998	2000	ALL
Yes	1	0	0	0	0	21	0	0	0	0	0	21
No	2	0	0	0	0	990	0	0	0	0	0	990
No answer	9	0	0	0	0	6	0	0	0	0	0	6
Not applicable	BK	13,626	354	7,542	353	4,890	1,606	2,992	2,904	2,832	2,817	39,916

3. Child had serious trouble in school (e.g. failing, dropping out, expelled, held back).

[VAR: OTH3]

RESPONSE	PUNCH	YEAR					COL. 4882					
		1972-82	1982B	1983-87	1987B	1988-91	1993	1994	1996	1998	2000	ALL
Yes	1	0	0	0	0	28	0	0	0	0	0	28
No	2	0	0	0	0	977	0	0	0	0	0	977
No answer	9	0	0	0	0	12	0	0	0	0	0	12
Not applicable	BK	13,626	354	7,542	353	4,890	1,606	2,992	2,904	2,832	2,817	39,916

4. Needed, but unable to use, public transportation to get to work, shop, etc.

[VAR: OTH4]

RESPONSE	PUNCH	YEAR					COL. 4883					
		1972-82	1982B	1983-87	1987B	1988-91	1993	1994	1996	1998	2000	ALL
Yes	1	0	0	0	0	41	0	0	0	0	0	41
No	2	0	0	0	0	971	0	0	0	0	0	971
No answer	9	0	0	0	0	5	0	0	0	0	0	5
Not applicable	BK	13,626	354	7,542	353	4,890	1,606	2,992	2,904	2,832	2,817	39,916

5. Did not have a car (one month or more).

[VAR: OTH5]

RESPONSE	PUNCH	YEAR										COL. 4884
		1972-82	1982B	1983-87	1987B	1988-91	1993	1994	1996	1998	2000	ALL
Yes	1	0	0	0	0	131	0	0	0	0	0	131
No	2	0	0	0	0	882	0	0	0	0	0	882
No answer	9	0	0	0	0	4	0	0	0	0	0	4
Not applicable	BK	13,626	354	7,542	353	4,890	1,606	2,992	2,904	2,832	2,817	39,916

I. Aside from the things we've already covered, what other important problems did you or members of your household have during the last 12 months?

PROBE FOR TWO MENTIONS. RECORD FIRST TWO MENTIONS BELOW.

1. First mention.

[VAR: EXTRA1]

RESPONSE	PUNCH	YEAR										COL. 4885-4887
		1972-82	1982B	1983-87	1987B	1988-91	1993	1994	1996	1998	2000	ALL
Illness, health problems	1	0	0	0	0	67	0	0	0	0	0	67
Illness in a relative	2	0	0	0	0	45	0	0	0	0	0	45
Illness in a friend	3	0	0	0	0	0	0	0	0	0	0	0
Birth control	4	0	0	0	0	1	0	0	0	0	0	1
Abortion	5	0	0	0	0	1	0	0	0	0	0	1
Pregnancy	6	0	0	0	0	0	0	0	0	0	0	0
Drinking	7	0	0	0	0	0	0	0	0	0	0	0
Death of a family member	10	0	0	0	0	4	0	0	0	0	0	4
Death of a friend	11	0	0	0	0	0	0	0	0	0	0	0
Aging	15	0	0	0	0	1	0	0	0	0	0	1
Unable to do things	16	0	0	0	0	1	0	0	0	0	0	1
Unemployed	20	0	0	0	0	13	0	0	0	0	0	13
Spouse unemployed	21	0	0	0	0	1	0	0	0	0	0	1
Unable to work	22	0	0	0	0	0	0	0	0	0	0	0
Lost job	23	0	0	0	0	0	0	0	0	0	0	0
Too little work	24	0	0	0	0	0	0	0	0	0	0	0
Too much work	25	0	0	0	0	0	0	0	0	0	0	0
Work related	26	0	0	0	0	4	0	0	0	0	0	4
New job	27	0	0	0	0	0	0	0	0	0	0	0
Problems with												
one's business	28	0	0	0	0	4	0	0	0	0	0	4
Finances	30	0	0	0	0	59	0	0	0	0	0	59
Debt	31	0	0	0	0	3	0	0	0	0	0	3
Car expenses	40	0	0	0	0	2	0	0	0	0	0	2
Taxes	41	0	0	0	0	3	0	0	0	0	0	3
Heating expenses	42	0	0	0	0	1	0	0	0	0	0	1
Medical expenses	43	0	0	0	0	9	0	0	0	0	0	9
Housing expenses	44	0	0	0	0	1	0	0	0	0	0	1
Clothing expenses	45	0	0	0	0	0	0	0	0	0	0	0
Food expenses	46	0	0	0	0	0	0	0	0	0	0	0
School expenses	47	0	0	0	0	0	0	0	0	0	0	0
Other expenses	48	0	0	0	0	0	0	0	0	0	0	0
Insurance	50	0	0	0	0	0	0	0	0	0	0	0
Life insurance	51	0	0	0	0	1	0	0	0	0	0	1
Car insurance	52	0	0	0	0	0	0	0	0	0	0	0
Other financial problems	55	0	0	0	0	1	0	0	0	0	0	1
No water	60	0	0	0	0	0	0	0	0	0	0	0
Lack of heat	61	0	0	0	0	1	0	0	0	0	0	1
Broken appliances	62	0	0	0	0	0	0	0	0	0	0	0
No phone	63	0	0	0	0	2	0	0	0	0	0	2
Lack of clothing	64	0	0	0	0	0	0	0	0	0	0	0
Lack of medical coverage	65	0	0	0	0	0	0	0	0	0	0	0
Lack of housing	66	0	0	0	0	0	0	0	0	0	0	0
Family	70	0	0	0	0	4	0	0	0	0	0	4
Adoption	71	0	0	0	0	0	0	0	0	0	0	0
New baby	72	0	0	0	0	1	0	0	0	0	0	1
Children	73	0	0	0	0	13	0	0	0	0	0	13
Child care	74	0	0	0	0	3	0	0	0	0	0	3
Child leaving home	75	0	0	0	0	3	0	0	0	0	0	3

RESPONSE	PUNCH	YEAR										COL. 4885-4887	
		1972-82	1982B	1983-87	1987B	1988-91	1993	1994	1996	1998	2000	ALL	
Child unemployed	76	0	0	0	0	0	0	0	0	0	0	0	0
Raising relative's child	77	0	0	0	0	0	0	0	0	0	0	0	0
Child taken by the govt.	78	0	0	0	0	1	0	0	0	0	0	0	1
Marital	80	0	0	0	0	4	0	0	0	0	0	0	4
Separation	81	0	0	0	0	0	0	0	0	0	0	0	0
Divorce	83	0	0	0	0	2	0	0	0	0	0	0	2
Child custody	84	0	0	0	0	2	0	0	0	0	0	0	2
Child adjust to remarriage	85	0	0	0	0	2	0	0	0	0	0	0	2
Child support	86	0	0	0	0	3	0	0	0	0	0	0	3
Parents	90	0	0	0	0	3	0	0	0	0	0	0	3
Parent(s) in care facility	91	0	0	0	0	0	0	0	0	0	0	0	0
Care for sick/old relative	92	0	0	0	0	0	0	0	0	0	0	0	0
Siblings	93	0	0	0	0	2	0	0	0	0	0	0	2
Other relatives	94	0	0	0	0	1	0	0	0	0	0	0	1
Unable to visit relatives	95	0	0	0	0	0	0	0	0	0	0	0	0
Involuntary separation	96	0	0	0	0	0	0	0	0	0	0	0	0
Friend	100	0	0	0	0	1	0	0	0	0	0	0	1
Finding boy/girlfriend	101	0	0	0	0	0	0	0	0	0	0	0	0
Finding spouse	102	0	0	0	0	0	0	0	0	0	0	0	0
Boy/girlfriend	103	0	0	0	0	0	0	0	0	0	0	0	0
False paternity claim/suit	104	0	0	0	0	1	0	0	0	0	0	0	1
Neighbor	110	0	0	0	0	2	0	0	0	0	0	0	2
Too little time	120	0	0	0	0	3	0	0	0	0	0	0	3
Personal	130	0	0	0	0	1	0	0	0	0	0	0	1
Lonely	131	0	0	0	0	3	0	0	0	0	0	0	3
Depressed	132	0	0	0	0	2	0	0	0	0	0	0	2
Crime victim	140	0	0	0	0	8	0	0	0	0	0	0	8
Crime in Neighborhood/Work	150	0	0	0	0	3	0	0	0	0	0	0	3
Drugs	151	0	0	0	0	2	0	0	0	0	0	0	2
Criminal punishment	160	0	0	0	0	2	0	0	0	0	0	0	2
Loss of driver's license	161	0	0	0	0	0	0	0	0	0	0	0	0
Lawsuit	165	0	0	0	0	1	0	0	0	0	0	0	1
Bothered by police	166	0	0	0	0	0	0	0	0	0	0	0	0
Housing	170	0	0	0	0	0	0	0	0	0	0	0	0
Fire	171	0	0	0	0	1	0	0	0	0	0	0	1
Natural disaster	172	0	0	0	0	0	0	0	0	0	0	0	0
Home repairs	175	0	0	0	0	4	0	0	0	0	0	0	4
Remodeling/addition	176	0	0	0	0	3	0	0	0	0	0	0	3
Neighborhood	180	0	0	0	0	1	0	0	0	0	0	0	1
Moving	190	0	0	0	0	0	0	0	0	0	0	0	0
Wanted to move/buy home	191	0	0	0	0	3	0	0	0	0	0	0	3
Other residential	192	0	0	0	0	0	0	0	0	0	0	0	0
School	200	0	0	0	0	2	0	0	0	0	0	0	2
Children's schooling	201	0	0	0	0	3	0	0	0	0	0	0	3
Other school	202	0	0	0	0	1	0	0	0	0	0	0	1
Transportation	210	0	0	0	0	2	0	0	0	0	0	0	2
Lack of car	211	0	0	0	0	0	0	0	0	0	0	0	0
No help with chores, etc.	220	0	0	0	0	3	0	0	0	0	0	0	3
Discrimination	230	0	0	0	0	1	0	0	0	0	0	0	1
Government	235	0	0	0	0	3	0	0	0	0	0	0	3
War	237	0	0	0	0	3	0	0	0	0	0	0	3
Miscellaneous	240	0	0	0	0	7	0	0	0	0	0	0	7
Can't understand answer	995	0	0	0	0	1	0	0	0	0	0	0	1
No problems	996	0	0	0	0	681	0	0	0	0	0	0	681
No answer	999	0	0	0	0	0	0	0	0	0	0	0	0
Not applicable	BK	13,626	354	7,542	353	4,890	1,606	2,992	2,904	2,832	2,817	39,916	

2. Second mention.

[VAR: EXTRA2]

RESPONSE	PUNCH	YEAR										COL. 4888-4890	
		1972-82	1982B	1983-87	1987B	1988-91	1993	1994	1996	1998	2000	ALL	
Illness, health problems	1	0	0	0	0	15	0	0	0	0	0	0	15
Illness in a relative	2	0	0	0	0	13	0	0	0	0	0	0	13
Illness in a friend	3	0	0	0	0	1	0	0	0	0	0	0	1
Birth control	4	0	0	0	0	0	0	0	0	0	0	0	0
Abortion	5	0	0	0	0	0	0	0	0	0	0	0	0
Pregnancy	6	0	0	0	0	0	0	0	0	0	0	0	0
Drinking	7	0	0	0	0	0	0	0	0	0	0	0	0
Death of a family member	10	0	0	0	0	0	0	0	0	0	0	0	0
Death of a friend	11	0	0	0	0	1	0	0	0	0	0	0	1

Fire 171 0 0 0 0 0 0 0 0 0 0 0 0

RESPONSE	PUNCH	YEAR										COL. 4888-4890	
		1972-82	1982B	1983-87	1987B	1988-91	1993	1994	1996	1998	2000	ALL	
Natural disaster	172	0	0	0	0	0	0	0	0	0	0	0	0
Home repairs	175	0	0	0	0	3	0	0	0	0	0	0	3
Remodeling/addition	176	0	0	0	0	0	0	0	0	0	0	0	0
Neighborhood	180	0	0	0	0	0	0	0	0	0	0	0	0
Moving	190	0	0	0	0	1	0	0	0	0	0	0	1
Wanted to move/buy home	191	0	0	0	0	2	0	0	0	0	0	0	2
Other residential	192	0	0	0	0	0	0	0	0	0	0	0	0
School	200	0	0	0	0	1	0	0	0	0	0	0	1
Children's schooling	201	0	0	0	0	0	0	0	0	0	0	0	0
Other school	202	0	0	0	0	1	0	0	0	0	0	0	1
Transportation	210	0	0	0	0	3	0	0	0	0	0	0	3
Lack of car	211	0	0	0	0	0	0	0	0	0	0	0	0
No help with chores, etc.	220	0	0	0	0	2	0	0	0	0	0	0	2
Discrimination	230	0	0	0	0	0	0	0	0	0	0	0	0
Government	235	0	0	0	0	1	0	0	0	0	0	0	1
War	237	0	0	0	0	2	0	0	0	0	0	0	2
Miscellaneous	240	0	0	0	0	2	0	0	0	0	0	0	2
Can't understand answer	995	0	0	0	0	1	0	0	0	0	0	0	1
No problems	996	0	0	0	0	871	0	0	0	0	0	0	871
No answer	999	0	0	0	0	0	0	0	0	0	0	0	0
Not applicable	BK	13,626	354	7,542	353	4,890	1,606	2,992	2,904	2,832	2,817	39,916	

1153A. Poverty Status of Household

[VAR: POVLINE]

RESPONSE	PUNCH	YEAR										COL. 4891	
		1972-82	1982B	1983-87	1987B	1988-91	1993	1994	1996	1998	2000	ALL	
Poor	1	1,103	106	898	100	639	186	0	0	0	0	0	3,032
Poor-Imputed	2	221	8	42	4	11	3	0	0	0	0	0	289
Non-poor	3	10,563	188	5,733	201	4,530	1,231	0	0	0	0	0	22,446
Non-poor-Imputed	4	696	27	533	27	506	113	0	0	0	0	0	1,902
Borderline	5	900	22	266	13	183	42	0	0	0	0	0	1,426
Borderline-Imputed	6	26	0	5	0	2	0	0	0	0	0	0	33
Not imputed, NAD	BK	117	3	65	8	36	31	2,992	2,904	2,832	2,817	11,805	

1153B. Income Deficit of Household

[VAR: INCDEF]

RESPONSE	PUNCH	YEAR										COL. 4892	
		1972-82	1982B	1983-87	1987B	1988-91	1993	1994	1996	1998	2000	ALL	
-\$10,000	1	5	6	38	8	67	43	0	0	0	0	0	167
-\$10,000 to -\$5,000	2	82	33	192	28	221	106	0	0	0	0	0	662
-\$4,999 to -\$1,000	3	890	49	578	57	368	107	0	0	0	0	0	2,049
-\$999 to +\$999	4	1,342	43	418	23	261	55	0	0	0	0	0	2,142
+\$1,000 to \$4,999	5	2,441	41	780	41	518	132	0	0	0	0	0	3,953
+\$5,000 to \$10,000	6	3,078	50	892	42	600	107	0	0	0	0	0	4,769
+\$10,000	7	2,996	37	1,481	48	979	163	0	0	0	0	0	5,704
20,000 +	8	1,690	54	2,499	65	2,302	741	0	0	0	0	0	7,351
Not imputed, NAD	BK	1,102	41	664	41	591	152	2,992	2,904	2,832	2,817	14,136	

REMARKS: POVLINE and INCDEF used government definitions of poverty status to classify households. Imputed cases (codes 2,4,6 on POVLINE) calculated poverty status based on estimated income values. Borderline cases (Codes 5,6 on POVLINE) are those whose income category straddled the poverty line cut-off (e.g. a household income of income \$10,000 to \$14,000 in 1976 when the line was at \$12,493 for a family of 9 with 2 children). Note that negative values for INCDEF indicate that the respondent's household is below the poverty line. For full details see Appendix T, GSS methodological Report No. 57.

1154. Family income on 1972-1996 surveys in constant dollars (base = 1986)

[VAR: REALINC]

RESPONSE	PUNCH	YEAR						COL. 4893-4898				
		1972-82	1982B	1983-87	1987B	1988-91	1993	1994	1996	1998	2000	ALL
\$1-999	1-999	71	12	70	3	51	17	23	26	0	0	224
\$1,000-1,999	1000-1999	124	0	0	0	82	20	32	35	0	0	226
\$2,000-2,999	2000-2999	162	20	150	24	31	25	36	18	0	0	412
\$3,000-3,999	3000-3999	175	0	207	16	128	34	40	74	0	0	560
\$4,000-4,999	4000-4999	365	25	172	16	140	34	88	42	0	0	752
\$5,000-5,999	5000-5999	219	18	157	16	134	53	42	31	0	0	597
\$6,000-6,999	6000-6999	251	21	225	13	142	0	80	77	0	0	652
\$7,000-7,999	7000-7999	213	20	169	19	123	39	0	0	0	0	583
\$8,000-8,999	8000-8999	398	0	81	0	103	69	131	119	0	0	651
\$9,000-9,999	9000-9999	300	12	230	17	149	0	0	124	0	0	708
\$10,000-10,999	10000-10999	205	22	87	0	170	77	108	0	0	0	561
\$11,000-11,999	11000-11999	361	0	254	21	82	0	0	104	0	0	718
\$12,000-14,999	12000-14999	902	24	481	32	372	122	233	82	0	0	1,933
\$15,000-19,999	14999-19999	1,233	43	771	31	668	139	262	407	0	0	2,885
\$20,000-24,999	20000-24999	1,301	14	799	32	463	98	409	218	0	0	2,707
\$25,000-29,999	25000-29999	1,202	24	414	15	438	225	163	185	0	0	2,318
\$30,000-39,999	30000-39999	2,253	35	1114	38	835	133	308	490	0	0	4,408
\$40,000-49,999	40000-49999	879	0	732	11	419	114	227	200	0	0	2,155
\$50,000-74,999	50000-74999	1,244	17	148	7	268	108	183	0	0	0	1,792
\$75,000-99,999	75000-99999	559	7	408	4	536	0	271	329	0	0	1,514
\$100,000+	100000-999999	164	0	241	0	0	160	0	0	0	0	565
No income data	BK	1,045	40	632	38	573	139	356	343	2,832	2,817	8,815

REMARKS: Income variables (INCOME72, INCOME, INCOME77, INCOME82, INCOME86, INCOME91) are recoded in five-digit numbers and converted to 1986 dollars. The collapsed numbers above are for convenience of display only. Since this variable is based on categorical data, income is not continuous, but based on categorical mid-points and imputations. For details see GSS Methodological Report No. 64.

1155. Respondent's income on 1972-1996 surveys in constant dollars (base = 1986)

[VAR: REALRINC]

RESPONSE	PUNCH	YEAR							COL. 4899-4904			
		1972-82	1982B	1983-87	1987B	1988-91	1993	1994	1996	1998	2000	ALL
\$1-999	1-999	220	15	213	15	131	26	55	28	0	0	620
\$1,000-1,999	1000-1999	217	0	0	0	166	38	58	88	0	0	421
\$2,000-2,999	2000-2999	61	17	294	19	35	33	63	39	0	0	459
\$3,000-3,999	3000-3999	275	0	189	9	160	28	43	75	0	0	661
\$4,000-4,999	4000-4999	374	16	122	18	116	24	73	41	0	0	670
\$5,000-5,999	5000-5999	78	8	117	11	104	41	35	36	0	0	359
\$6,000-6,999	6000-6999	181	9	179	5	111	0	105	73	0	0	485
\$7,000-7,999	7000-7999	162	16	165	14	110	34	0	0	0	0	501
\$8,000-8,999	8000-8999	192	0	80	0	92	62	117	118	0	0	426
\$9,000-9,999	9000-9999	180	5	193	11	131	0	0	112	0	0	520
\$10,000-10,999	10000-10999	194	13	75	0	151	58	123	0	0	0	491
\$11,000-11,999	11000-11999	190	0	225	22	58	0	0	111	0	0	495
\$12,000-14,999	12000-14999	560	22	453	23	320	132	228	96	0	0	1,510
\$15,000-19,999	14999-19999	735	39	642	25	574	123	253	416	0	0	2,138
\$20,000-24,999	20000-24999	706	10	589	23	390	90	343	182	0	0	1,808
\$25,000-29,999	25000-29999	689	18	264	10	295	150	111	106	0	0	1,426
\$30,000-39,999	30000-39999	652	13	502	13	407	70	160	269	0	0	1,657
\$40,000-49,999	40000-49999	160	0	255	8	157	38	78	70	0	0	618
\$50,000-74,999	50000-74999	253	2	33	1	57	25	49	0	0	0	371
\$75,000-99,999	75000-99999	119	3	140	1	56	0	66	87	0	0	319
\$100,000+	100000-999999	42	0	24	0	53	47	0	0	0	0	166
No income data	BK	7,386	148	2,788	125	2,233	587	1,032	957	2,832	2,817	20,905

REMARKS: Income variables (INCOME, RINCOM77, RINCOM82, RINCOM86, RINCOM91) are recoded in five-digit numbers and converted to 1986 dollars. The collapsed numbers above are for convenience of display only. Since this variable is based on categorical data, income is not continuous, but based on categorical mid-points and imputations. For details see GSS Methodological Report No. 64.

1156. People who have incomes below a certain level can be considered poor. That level is called the "poverty line." What amount of weekly income would you use as a poverty line for a family of four (husband, wife and two children) in this community?

[VAR: MINFOUR]

RESPONSE	PUNCH	YEAR							COL. 4905-4908			
		1972-82	1982B	1983-87	1987B	1988-91	1993	1994	1996	1998	2000	ALL
1-100	1-100	0	0	0	0	0	54	0	0	0	0	54
101-200	101-200	0	0	0	0	0	322	0	0	0	0	322
201-300	201-300	0	0	0	0	0	411	0	0	0	0	411
301-400	301-400	0	0	0	0	0	282	0	0	0	0	282
401-500	401-500	0	0	0	0	0	212	0	0	0	0	212
501-1000	501-1000	0	0	0	0	0	100	0	0	0	0	100
1001-9995	1001-9995	0	0	0	0	0	6	0	0	0	0	6
Don't know	9998	0	0	0	0	0	0	0	0	0	0	0
No answer	9999	0	0	0	0	0	219	0	0	0	0	219
Not applicable	BK	13,626	354	7,542	353	5,907	0	2,992	2,904	2,832	2,817	39,327

REMARKS: Minimum income variables (MINFOUR, MINFOOD, MINTHREE) are coded in four-digit numbers. The collapsed numbers above are for convenience of display only. Since this variable is based on categorical data, income is not continuous, but based on categorical mid-points and imputations.

1157. Now more specifically, thinking about that family of four at the "poverty line," what would you say that family needs to spend each week on food, in this community?

[VAR: MINFOOD]

RESPONSE	PUNCH	YEAR					COL. 4909-4912					
		1972-82	1982B	1983-87	1987B	1988-91	1993	1994	1996	1998	2000	ALL
1-50	1-50	0	0	0	0	0	167	0	0	0	0	167
51-100	51-100	0	0	0	0	0	861	0	0	0	0	861
101-150	101-150	0	0	0	0	0	278	0	0	0	0	278
151-200	151-200	0	0	0	0	0	116	0	0	0	0	116
201-300	201-300	0	0	0	0	0	21	0	0	0	0	21
301-500	301-500	0	0	0	0	0	6	0	0	0	0	6
501-9995	501-9995	0	0	0	0	0	2	0	0	0	0	2
Don't know	9998	0	0	0	0	0	0	0	0	0	0	0
No answer	9999	0	0	0	0	0	155	0	0	0	0	155
Not applicable	BK	13,626	354	7,542	353	5,907	0	2,992	2,904	2,832	2,817	33,678

REMARKS: Minimum income variables (MINFOUR, MINFOOD, MINTHREE) are coded in four-digit numbers. The collapsed numbers above are for convenience of display only. Since this variable is based on categorical data, income is not continuous, but based on categorical mid-points and imputations.

1158. And finally, what amount of weekly income would you use as a "poverty line" for a family of three, made up of a woman and two children, in this community?

[VAR: MINTHREE]

RESPONSE	PUNCH	YEAR					COL. 4913-4916					
		1972-82	1982B	1983-87	1987B	1988-91	1993	1994	1996	1998	2000	ALL
1-100	1-100	0	0	0	0	0	93	0	0	0	0	93
101-200	101-200	0	0	0	0	0	452	0	0	0	0	452
201-300	201-300	0	0	0	0	0	408	0	0	0	0	408
301-400	301-400	0	0	0	0	0	250	0	0	0	0	250
401-500	401-500	0	0	0	0	0	122	0	0	0	0	122
501-1000	501-1000	0	0	0	0	0	56	0	0	0	0	56
1001-9995	1001-9995	0	0	0	0	0	2	0	0	0	0	2
Don't know	9998	0	0	0	0	0	1	0	0	0	0	1
No answer	9999	0	0	0	0	0	222	0	0	0	0	222
Not applicable	BK	13,626	354	7,542	353	5,907	0	2,992	2,904	2,832	2,817	39,327

REMARKS: Minimum income variables (MINFOUR, MINFOOD, MINTHREE) are coded in four-digit numbers. The collapsed numbers above are for convenience of display only. Since this variable is based on categorical data, income is not continuous, but based on categorical mid-points and imputations.

1159. In order to maintain America's leadership in the world, the government should maintain a high level of secrecy surrounding technology with military uses. Do you . . .

HAND
CARD GV

[VAR: SECTECH]

RESPONSE	PUNCH	YEAR										COL. 4917
		1972-82	1982B	1983-87	1987B	1988-91	1993	1994	1996	1998	2000	ALL
Strongly agree	1	0	0	0	0	0	0	501	455	446	0	1,402
Agree	2	0	0	0	0	0	0	601	579	511	0	1,691
Neither agree nor disagree .	3	0	0	0	0	0	0	169	142	160	0	471
Disagree	4	0	0	0	0	0	0	105	171	152	0	428
Strongly disagree	5	0	0	0	0	0	0	45	60	51	0	156
Don't know	8	0	0	0	0	0	0	47	46	59	0	152
No answer	9	0	0	0	0	0	0	6	7	8	0	21
Not applicable	BK	13,626	354	7,542	353	5,907	1,606	1,518	1,444	1,445	2,817	36,612

REMARKS: Hand Card GV contained responses 1-5.

1160. Given the world situation, the government protects too many documents by classifying them as SECRET and TOP SECRET. Do you . . .

HAND
CARD GW

[VAR: SEC DOCS]

RESPONSE	PUNCH	YEAR										COL. 4918
		1972-82	1982B	1983-87	1987B	1988-91	1993	1994	1996	1998	2000	ALL
Strongly agree	1	0	0	0	0	0	0	196	199	225	0	620
Agree	2	0	0	0	0	0	0	603	605	515	0	1,723
Neither agree nor disagree .	3	0	0	0	0	0	0	244	213	248	0	705
Disagree	4	0	0	0	0	0	0	262	289	216	0	767
Strongly disagree	5	0	0	0	0	0	0	65	59	53	0	177
Don't know	8	0	0	0	0	0	0	94	90	113	0	297
No answer	9	0	0	0	0	0	0	10	5	17	0	32
Not applicable	BK	13,626	354	7,542	353	5,907	1,606	1,518	1,444	1,445	2,817	36,612

REMARKS: Hand Card GW contained responses 1-5.

1161. When faced with a conflict between loyalty to one's employer and loyalty to a co-worker who is violating rules for protecting SECRET and TOP SECRET information, a person should:

[VAR: RPTCOWRK]

RESPONSE	PUNCH	YEAR										COL. 4919
		1972-82	1982B	1983-87	1987B	1988-91	1993	1994	1996	1998	2000	ALL
Report the co-worker to a company official	1	0	0	0	0	0	0	591	0	0	0	591
Ask the co-worker to stop, but do nothing further . . .	2	0	0	0	0	0	0	85	0	0	0	85
Ask the co-worker to stop, but report him/her if the behavior continues	3	0	0	0	0	0	0	606	0	0	0	606
Mind one's own business and not get involved	4	0	0	0	0	0	0	124	0	0	0	124
Don't know	8	0	0	0	0	0	0	61	0	0	0	61
No answer	9	0	0	0	0	0	0	7	0	0	0	7
Not applicable	BK	13,626	354	7,542	353	5,907	1,606	1,518	2,904	2,832	2,817	39,459

REMARKS: Punches 1-4 were read to respondent.

1162. Before giving an individual a SECRET or TOP SECRET clearance, the government should have the right to ask him or her detailed, personal questions in the following areas:

A. Financial and credit history

HAND
CARD GX

[VAR: ASKFINAN]

RESPONSE	PUNCH	YEAR							COL. 4920			
		1972-82	1982B	1983-87	1987B	1988-91	1993	1994	1996	1998	2000	ALL
Definitely should	1	0	0	0	0	0	0	801	743	612	693	2,849
Probably should	2	0	0	0	0	0	0	388	413	416	393	1,610
Probably should not	3	0	0	0	0	0	0	159	152	185	159	655
Definitely should not	4	0	0	0	0	0	0	89	113	121	134	457
Don't know	8	0	0	0	0	0	0	26	35	45	33	139
No answer	9	0	0	0	0	0	0	11	4	8	7	30
Not applicable	BK	13,626	354	7,542	353	5,907	1,606	1,518	1,444	1,445	1,398	35,193

B. Criminal arrests and convictions

[VAR: ASKCRIME]

RESPONSE	PUNCH	YEAR							COL. 4921			
		1972-82	1982B	1983-87	1987B	1988-91	1993	1994	1996	1998	2000	ALL
Definitely should	1	0	0	0	0	0	0	1,301	1,284	1,131	1,188	4,904
Probably should	2	0	0	0	0	0	0	130	124	189	158	601
Probably should not	3	0	0	0	0	0	0	9	19	25	21	74
Definitely should not	4	0	0	0	0	0	0	7	6	11	11	35
Don't know	8	0	0	0	0	0	0	16	23	23	32	94
No answer	9	0	0	0	0	0	0	11	4	8	9	32
Not applicable	BK	13,626	354	7,542	353	5,907	1,606	1,518	1,444	1,445	1,398	35,193

C. Illegal drug use

[VAR: ASKDRUGS]

RESPONSE	PUNCH	YEAR							COL. 4922			
		1972-82	1982B	1983-87	1987B	1988-91	1993	1994	1996	1998	2000	ALL
Definitely should	1	0	0	0	0	0	0	1,234	1,246	1,101	1,143	4,724
Probably should	2	0	0	0	0	0	0	169	148	212	189	718
Probably should not	3	0	0	0	0	0	0	28	31	28	28	115
Definitely should not	4	0	0	0	0	0	0	16	12	14	19	61
Don't know	8	0	0	0	0	0	0	15	19	23	32	89
No answer	9	0	0	0	0	0	0	12	4	9	8	33
Not applicable	BK	13,626	354	7,542	353	5,907	1,606	1,518	1,444	1,445	1,398	35,193

D. Mental health history

[VAR: ASKMENTL]

RESPONSE	PUNCH	YEAR							COL. 4923			
		1972-82	1982B	1983-87	1987B	1988-91	1993	1994	1996	1998	2000	ALL
Definitely should	1	0	0	0	0	0	0	1,109	1,143	977	1,035	4,264
Probably should	2	0	0	0	0	0	0	273	240	323	272	1,108
Probably should not	3	0	0	0	0	0	0	48	38	36	51	173
Definitely should not	4	0	0	0	0	0	0	12	7	14	22	55
Don't know	8	0	0	0	0	0	0	21	27	29	31	108
No answer	9	0	0	0	0	0	0	11	5	8	8	32
Not applicable	BK	13,626	354	7,542	353	5,907	1,606	1,518	1,444	1,445	1,398	35,193

E. Foreign relatives and friends

[VAR: ASKFORGN]

RESPONSE	PUNCH	YEAR							COL. 4924			
		1972-82	1982B	1983-87	1987B	1988-91	1993	1994	1996	1998	2000	ALL
Definitely should	1	0	0	0	0	0	0	682	703	628	701	2,714
Probably should	2	0	0	0	0	0	0	451	441	438	383	1,713
Probably should not	3	0	0	0	0	0	0	182	188	192	176	738
Definitely should not	4	0	0	0	0	0	0	110	76	77	108	371
Don't know	8	0	0	0	0	0	0	38	47	42	42	169
No answer	9	0	0	0	0	0	0	11	5	10	9	35
Not applicable	BK	13,626	354	7,542	353	5,907	1,606	1,518	1,444	1,445	1,398	35,193

F. Alcohol use

[VAR: ASKDRINK]

RESPONSE	PUNCH	YEAR							COL. 4925			
		1972-82	1982B	1983-87	1987B	1988-91	1993	1994	1996	1998	2000	ALL
Definitely should	1	0	0	0	0	0	0	995	1,019	865	884	3,763
Probably should	2	0	0	0	0	0	0	360	317	362	370	1,409
Probably should not	3	0	0	0	0	0	0	65	67	88	86	306
Definitely should not	4	0	0	0	0	0	0	30	28	38	40	136
Don't know	8	0	0	0	0	0	0	13	25	25	32	95
No answer	9	0	0	0	0	0	0	11	4	9	7	31
Not applicable	BK	13,626	354	7,542	353	5,907	1,606	1,518	1,444	1,445	1,398	35,193

G. Sexual orientation

[VAR: ASKSEXOR]

RESPONSE	PUNCH	YEAR							COL. 4926			
		1972-82	1982B	1983-87	1987B	1988-91	1993	1994	1996	1998	2000	ALL
Definitely should	1	0	0	0	0	0	0	421	416	358	394	1,589
Probably should	2	0	0	0	0	0	0	274	273	258	228	1,033
Probably should not	3	0	0	0	0	0	0	362	390	349	362	1,463
Definitely should not	4	0	0	0	0	0	0	364	327	367	384	1,442
Don't know	8	0	0	0	0	0	0	41	50	46	42	179
No answer	9	0	0	0	0	0	0	12	4	9	9	34
Not applicable	BK	13,626	354	7,542	353	5,907	1,606	1,518	1,444	1,445	1,398	35,193

H. Foreign business contacts

[VAR: ASKFRBIZ]

RESPONSE	PUNCH	YEAR							COL. 4929			
		1972-82	1982B	1983-87	1987B	1988-91	1993	1994	1996	1998	2000	ALL
Definitely should	1	0	0	0	0	0	0	0	0	0	846	846
Probably should	2	0	0	0	0	0	0	0	0	0	371	371
Probably should not	3	0	0	0	0	0	0	0	0	0	90	90
Definitely should not	4	0	0	0	0	0	0	0	0	0	49	49
Don't know	8	0	0	0	0	0	0	0	0	0	53	53
No answer	9	0	0	0	0	0	0	0	0	0	10	10
Not applicable	BK	13,626	354	7,542	353	5,907	1,606	2,992	2,904	2,832	1,398	39,514

I. Foreign travel

[VAR: ASKFRTRV]

RESPONSE	PUNCH	YEAR								COL. 4930		
		1972-82	1982B	1983-87	1987B	1988-91	1993	1994	1996	1998	2000	ALL
Definitely should	1	0	0	0	0	0	0	0	0	0	738	738
Probably should	2	0	0	0	0	0	0	0	0	0	406	406
Probably should not	3	0	0	0	0	0	0	0	0	0	139	139
Definitely should not	4	0	0	0	0	0	0	0	0	0	83	83
Don't know	8	0	0	0	0	0	0	0	0	0	46	46
No answer	9	0	0	0	0	0	0	0	0	0	7	7
Not applicable	BK	13,626	354	7,542	353	5,907	1,606	2,992	2,904	2,832	1,398	39,514

J. Illegal or unauthorized use of computers

[VAR: ASKCOMP]

RESPONSE	PUNCH	YEAR								COL. 4931		
		1972-82	1982B	1983-87	1987B	1988-91	1993	1994	1996	1998	2000	ALL
Definitely should	1	0	0	0	0	0	0	0	0	0	1,053	1,053
Probably should	2	0	0	0	0	0	0	0	0	0	247	247
Probably should not	3	0	0	0	0	0	0	0	0	0	32	32
Definitely should not	4	0	0	0	0	0	0	0	0	0	32	32
Don't know	8	0	0	0	0	0	0	0	0	0	45	45
No answer	9	0	0	0	0	0	0	0	0	0	10	10
Not applicable	BK	13,626	354	7,542	353	5,907	1,606	2,992	2,904	2,832	1,398	39,514

REMARKS: Hand Card GX contained responses 1-4.

1163. When faced with the conflict between an individual's right to privacy and the government's need to collect personal background information before giving a SECRET or TOP SECRET clearance, the government should:

1. Favor protecting an individual's right to privacy by not gathering information.
2. Favor the government's need to protect security by gathering information.

[VAR: SECPRVCY]

RESPONSE	PUNCH	YEAR								COL. 4932		
		1972-82	1982B	1983-87	1987B	1988-91	1993	1994	1996	1998	2000	ALL
Favor protecting an individual's right to privacy by not gathering information	1	0	0	0	0	0	0	229	0	0	0	229
Favor the government's need to protect security by gathering information	2	0	0	0	0	0	0	1,156	0	0	0	1,156
Don't know	8	0	0	0	0	0	0	79	0	0	0	79
No answer	9	0	0	0	0	0	0	10	0	0	0	10
Not applicable	BK	13,626	354	7,542	353	5,907	1,606	1,518	2,904	2,832	2,817	39,459

REMARKS: Responses 1 and 2 were read to the respondent.

1164. Should or should not the government maintain a high level of secrecy surrounding: (READ A-D)

HAND
CARD GY

A. Diplomatic initiatives

[VAR: SECDIPLO]

RESPONSE	PUNCH	YEAR								COL. 4933		
		1972-82	1982B	1983-87	1987B	1988-91	1993	1994	1996	1998	2000	ALL
Definitely should	1	0	0	0	0	0	0	0	491	400	0	891
Probably should	2	0	0	0	0	0	0	0	573	624	0	1,197
Probably should not	3	0	0	0	0	0	0	0	180	145	0	325
Definitely should not	4	0	0	0	0	0	0	0	68	65	0	133
Don't know	8	0	0	0	0	0	0	0	146	142	0	288
No answer	9	0	0	0	0	0	0	0	2	11	0	13
Not applicable	BK	13,626	354	7,542	353	5,907	1,606	2,992	1,444	1,445	2,817	38,086

B. Military operations

[VAR: SECMILOP]

RESPONSE	PUNCH	YEAR								COL. 4934		
		1972-82	1982B	1983-87	1987B	1988-91	1993	1994	1996	1998	2000	ALL
Definitely should	1	0	0	0	0	0	0	0	842	736	0	1,578
Probably should	2	0	0	0	0	0	0	0	425	479	0	904
Probably should not	3	0	0	0	0	0	0	0	97	72	0	169
Definitely should not	4	0	0	0	0	0	0	0	44	30	0	74
Don't know	8	0	0	0	0	0	0	0	50	59	0	109
No answer	9	0	0	0	0	0	0	0	2	11	0	13
Not applicable	BK	13,626	354	7,542	353	5,907	1,606	2,992	1,444	1,445	2,817	38,086

C. Efforts to control domestic terrorism

[VAR: SECTERR]

RESPONSE	PUNCH	YEAR								COL. 4935		
		1972-82	1982B	1983-87	1987B	1988-91	1993	1994	1996	1998	2000	ALL
Definitely should	1	0	0	0	0	0	0	0	838	694	0	1,532
Probably should	2	0	0	0	0	0	0	0	373	427	0	800
Probably should not	3	0	0	0	0	0	0	0	115	114	0	229
Definitely should not	4	0	0	0	0	0	0	0	71	68	0	139
Don't know	8	0	0	0	0	0	0	0	60	73	0	133
No answer	9	0	0	0	0	0	0	0	3	11	0	14
Not applicable	BK	13,626	354	7,542	353	5,907	1,606	2,992	1,444	1,445	2,817	38,086

D. The US intelligence budget

[VAR: SECBUDGT]

RESPONSE	PUNCH	YEAR								COL. 4936		
		1972-82	1982B	1983-87	1987B	1988-91	1993	1994	1996	1998	2000	ALL
Definitely should	1	0	0	0	0	0	0	0	382	320	0	702
Probably should	2	0	0	0	0	0	0	0	397	453	0	850
Probably should not	3	0	0	0	0	0	0	0	351	318	0	669
Definitely should not	4	0	0	0	0	0	0	0	241	197	0	438
Don't know	8	0	0	0	0	0	0	0	87	87	0	174
No answer	9	0	0	0	0	0	0	0	2	12	0	14
Not applicable	BK	13,626	354	7,542	353	5,907	1,606	2,992	1,444	1,445	2,817	38,086

REMARKS: Hand Card GY contained responses 1-4.

1165. Before giving an individual a SECRET or TOP SECRET clearance, the government should contact other people and verify information provided by the individual concerning his or her: (READ A-C)

HAND
CARD GZ

A. Financial assets and liabilities

[VAR: CHKFINAN]

RESPONSE	PUNCH	YEAR									COL. 4937	
		1972-82	1982B	1983-87	1987B	1988-91	1993	1994	1996	1998	2000	ALL
Definitely should	1	0	0	0	0	0	0	0	693	538	0	1,231
Probably should	2	0	0	0	0	0	0	0	420	454	0	874
Probably should not	3	0	0	0	0	0	0	0	174	214	0	388
Definitely should not	4	0	0	0	0	0	0	0	123	121	0	244
Don't know	8	0	0	0	0	0	0	0	48	49	0	97
No answer	9	0	0	0	0	0	0	0	2	11	0	13
Not applicable	BK	13,626	354	7,542	353	5,907	1,606	2,992	1,444	1,445	2,817	38,086

B. Spouse's financial assets and liabilities

[VAR: CHKSPFIN]

RESPONSE	PUNCH	YEAR									COL. 4938	
		1972-82	1982B	1983-87	1987B	1988-91	1993	1994	1996	1998	2000	ALL
Definitely should	1	0	0	0	0	0	0	0	542	434	0	976
Probably should	2	0	0	0	0	0	0	0	436	433	0	869
Probably should not	3	0	0	0	0	0	0	0	259	287	0	546
Definitely should not	4	0	0	0	0	0	0	0	170	166	0	336
Don't know	8	0	0	0	0	0	0	0	50	55	0	105
No answer	9	0	0	0	0	0	0	0	3	12	0	15
Not applicable	BK	13,626	354	7,542	353	5,907	1,606	2,992	1,444	1,445	2,817	38,086

C. Tax records

[VAR: CHKTAXES]

RESPONSE	PUNCH	YEAR									COL. 4939	
		1972-82	1982B	1983-87	1987B	1988-91	1993	1994	1996	1998	2000	ALL
Definitely should	1	0	0	0	0	0	0	0	672	528	0	1,200
Probably should	2	0	0	0	0	0	0	0	448	445	0	893
Probably should not	3	0	0	0	0	0	0	0	171	221	0	392
Definitely should not	4	0	0	0	0	0	0	0	117	129	0	246
Don't know	8	0	0	0	0	0	0	0	47	53	0	100
No answer	9	0	0	0	0	0	0	0	5	11	0	16
Not applicable	BK	13,626	354	7,542	353	5,907	1,606	2,992	1,444	1,445	2,817	38,086

REMARKS: Hand Car d GZ contained responses 1-4.

1166. Please tell me which one of the statements on the card best describes what the government has the right to know. Before giving an individual a SECRET or TOP SECRET clearance, the government should have the right to know:

HAND
CARD HA

[VAR: KNOMENTL]

RESPONSE	PUNCH	YEAR								COL. 4940		
		1972-82	1982B	1983-87	1987B	1988-91	1993	1994	1996	1998	2000	ALL
Nothing about an individual's emotional or mental health	1	0	0	0	0	0	0	0	95	66	84	245
Whether or not an individual is now consulting a mental health professional	2	0	0	0	0	0	0	0	174	160	135	469
Whether or not an individual has ever consulted a mental health professional	3	0	0	0	0	0	0	0	122	136	143	401
Whether or not an individual has ever consulted a mental health professional, and the general nature of the diagnosis and counseling by the mental health professional	4	0	0	0	0	0	0	0	367	381	336	1,084
Whether or not an individual has ever consulted a mental health professional, the general nature of the diagnosis and counseling by the mental health professional, and the specific information revealed in confidence to the mental health professional	5	0	0	0	0	0	0	0	582	522	596	1,700
Don't know	8	0	0	0	0	0	0	0	86	105	98	289
No answer	9	0	0	0	0	0	0	0	34	17	27	78
Not applicable	BK	13,626	354	7,542	353	5,907	1,606	2,992	1,444	1,445	1,398	36,667

REMARKS: Hand Card HA contained responses 1-5.

1167. Now I'm going to ask you about several offenses. For each case, indicate (Number 1-6) what you would consider the appropriate punishment for each case.

HAND
CARD HB

A. An army sergeant was convicted of stealing airplane parts, ammunition, explosives and other government property and selling them to civilians.

[VAR: TAKEARMS]

RESPONSE	PUNCH	YEAR									COL.	4941
		1972-82	1982B	1983-87	1987B	1988-91	1993	1994	1996	1998	2000	ALL
Reprimand	1	0	0	0	0	0	0	0	0	34	0	34
Dismissal from the military/Being fired by the government	2	0	0	0	0	0	0	0	0	395	0	395
One year in prison	3	0	0	0	0	0	0	0	0	167	0	167
5-9 years in prison	4	0	0	0	0	0	0	0	0	358	0	358
10-20 years in prison	5	0	0	0	0	0	0	0	0	272	0	272
Life in prison without possibility of parole	6	0	0	0	0	0	0	0	0	97	0	97
Don't know	8	0	0	0	0	0	0	0	0	48	0	48
No answer	9	0	0	0	0	0	0	0	0	16	0	16
Not applicable	BK	13,626	354	7,542	353	5,907	1,606	2,992	2,904	1,445	2,817	39,546

B. A high-placed government official leaked sensitive information to a newspaper in order to influence public opinion about a controversial political issue. The official received no money.

[VAR: LEAKINFO]

RESPONSE	PUNCH	YEAR									COL.	4942
		1972-82	1982B	1983-87	1987B	1988-91	1993	1994	1996	1998	2000	ALL
Reprimand	1	0	0	0	0	0	0	0	0	273	0	273
Dismissal from the military/Being fired by the government	2	0	0	0	0	0	0	0	0	591	0	591
One year in prison	3	0	0	0	0	0	0	0	0	185	0	185
5-9 years in prison	4	0	0	0	0	0	0	0	0	156	0	156
10-20 years in prison	5	0	0	0	0	0	0	0	0	68	0	68
Life in prison without possibility of parole	6	0	0	0	0	0	0	0	0	25	0	25
Don't know	8	0	0	0	0	0	0	0	0	68	0	68
No answer	9	0	0	0	0	0	0	0	0	21	0	21
Not applicable	BK	13,626	354	7,542	353	5,907	1,606	2,992	2,904	1,445	2,817	39,546

C. A Navy petty officer with the highest security clearance made copies of secret codes and other classified intelligence materials and sold them to an agent of a hostile foreign government.

[VAR: SPYENEMY]

RESPONSE	PUNCH	YEAR									COL.	4943
		1972-82	1982B	1983-87	1987B	1988-91	1993	1994	1996	1998	2000	ALL
Reprimand	1	0	0	0	0	0	0	0	0	12	0	12
Dismissal from the military/Being fired by the government	2	0	0	0	0	0	0	0	0	91	0	91
One year in prison	3	0	0	0	0	0	0	0	0	42	0	42
5-9 years in prison	4	0	0	0	0	0	0	0	0	177	0	177
10-20 years in prison	5	0	0	0	0	0	0	0	0	465	0	465
Life in prison without possibility of parole	6	0	0	0	0	0	0	0	0	527	0	527
Don't know	8	0	0	0	0	0	0	0	0	57	0	57
No answer	9	0	0	0	0	0	0	0	0	16	0	16
Not applicable	BK	13,626	354	7,542	353	5,907	1,606	2,992	2,904	1,445	2,817	39,546

D. What if the petty officer had sold these materials to an agent of a friendly foreign government?

[VAR: SPYFRIEND]

RESPONSE	PUNCH	YEAR										COL. 4944
		1972-82	1982B	1983-87	1987B	1988-91	1993	1994	1996	1998	2000	ALL
Reprimand	1	0	0	0	0	0	0	0	0	44	0	44
Dismissal from the military/Being fired by the government	2	0	0	0	0	0	0	0	0	163	0	163
One year in prison	3	0	0	0	0	0	0	0	0	123	0	123
5-9 years in prison	4	0	0	0	0	0	0	0	0	263	0	263
10-20 years in prison	5	0	0	0	0	0	0	0	0	397	0	397
Life in prison without possibility of parole	6	0	0	0	0	0	0	0	0	316	0	316
Don't know	8	0	0	0	0	0	0	0	0	65	0	65
No answer	9	0	0	0	0	0	0	0	0	16	0	16
Not applicable	BK	13,626	354	7,542	353	5,907	1,606	2,992	2,904	1,445	2,817	39,546

E. A government employee was convicted of stealing truck parts and tires from a military depot and selling them to civilians.

[VAR: TAKETRCK]

RESPONSE	PUNCH	YEAR										COL. 4946
		1972-82	1982B	1983-87	1987B	1988-91	1993	1994	1996	1998	2000	ALL
Reprimand	1	0	0	0	0	0	0	0	0	96	0	96
Dismissal from the military/Being fired by the government	2	0	0	0	0	0	0	0	0	447	0	447
One year in prison	3	0	0	0	0	0	0	0	0	366	0	366
5-9 years in prison	4	0	0	0	0	0	0	0	0	303	0	303
10-20 years in prison	5	0	0	0	0	0	0	0	0	87	0	87
Life in prison without possibility of parole	6	0	0	0	0	0	0	0	0	20	0	20
Don't know	8	0	0	0	0	0	0	0	0	50	0	50
No answer	9	0	0	0	0	0	0	0	0	18	0	18
Not applicable	BK	13,626	354	7,542	353	5,907	1,606	2,992	2,904	1,445	2,817	39,546

1168. I'm going to ask you about several offenses. For each case, indicate what you would consider to be the appropriate punishment when the offender is a military service member or government employee.

HAND
CARD HC

1. Stealing and selling weapons, ammunition, and explosives from a military depot.

[VAR: PUNARMS]

RESPONSE	PUNCH	YEAR								COL. 4947		
		1972-82	1982B	1983-87	1987B	1988-91	1993	1994	1996	1998	2000	ALL
Reprimand	1	0	0	0	0	0	0	0	0	0	19	19
Dismissal from the military/Being fired by the government . . .	2	0	0	0	0	0	0	0	0	0	271	271
One year in prison	3	0	0	0	0	0	0	0	0	0	100	100
5-9 years in prison	4	0	0	0	0	0	0	0	0	0	297	297
10-20 years in prison	5	0	0	0	0	0	0	0	0	0	412	412
Life in prison without possibility of parole	6	0	0	0	0	0	0	0	0	0	246	246
Don't know	8	0	0	0	0	0	0	0	0	0	56	56
No answer	9	0	0	0	0	0	0	0	0	0	18	18
Not applicable	BK	13,626	354	7,542	353	5,907	1,606	2,992	2,904	2,832	1,398	39,514

2. Leaking sensitive information to a newspaper in order to influence public opinion about a controversial political issue. The offender received no money.

[VAR: PUNLEAK]

RESPONSE	PUNCH	YEAR								COL. 4948		
		1972-82	1982B	1983-87	1987B	1988-91	1993	1994	1996	1998	2000	ALL
Reprimand	1	0	0	0	0	0	0	0	0	0	203	203
Dismissal from the military/Being fired by the government . . .	2	0	0	0	0	0	0	0	0	0	562	562
One year in prison	3	0	0	0	0	0	0	0	0	0	217	217
5-9 years in prison	4	0	0	0	0	0	0	0	0	0	219	219
10-20 years in prison	5	0	0	0	0	0	0	0	0	0	100	100
Life in prison without possibility of parole	6	0	0	0	0	0	0	0	0	0	39	39
Don't know	8	0	0	0	0	0	0	0	0	0	67	67
No answer	9	0	0	0	0	0	0	0	0	0	12	12
Not applicable	BK	13,626	354	7,542	353	5,907	1,606	2,992	2,904	2,832	1,398	39,514

3. Stealing and selling copies of secret codes and other classified intelligence materials to an agent of a hostile foreign government.

[VAR: PUNENMY]

RESPONSE	PUNCH	YEAR								COL. 4949		
		1972-82	1982B	1983-87	1987B	1988-91	1993	1994	1996	1998	2000	ALL
Reprimand	1	0	0	0	0	0	0	0	0	0	7	7
Dismissal from the military/Being fired by the government . . .	2	0	0	0	0	0	0	0	0	0	107	107
One year in prison	3	0	0	0	0	0	0	0	0	0	41	41
5-9 years in prison	4	0	0	0	0	0	0	0	0	0	186	186
10-20 years in prison	5	0	0	0	0	0	0	0	0	0	413	413
Life in prison without possibility of parole	6	0	0	0	0	0	0	0	0	0	601	601
Don't know	8	0	0	0	0	0	0	0	0	0	48	48
No answer	9	0	0	0	0	0	0	0	0	0	16	16
Not applicable	BK	13,626	354	7,542	353	5,907	1,606	2,992	2,904	2,832	1,398	39,514

4. Stealing and selling these same materials to a friendly foreign government.

[VAR: PUNFRND]

RESPONSE	PUNCH	YEAR									COL. 4950	
		1972-82	1982B	1983-87	1987B	1988-91	1993	1994	1996	1998	2000	ALL
Reprimand	1	0	0	0	0	0	0	0	0	0	20	20
Dismissal from the military/Being fired by the government	2	0	0	0	0	0	0	0	0	0	161	161
One year in prison	3	0	0	0	0	0	0	0	0	0	92	92
5-9 years in prison	4	0	0	0	0	0	0	0	0	0	286	286
10-20 years in prison	5	0	0	0	0	0	0	0	0	0	391	391
Life in prison without possibility of parole	6	0	0	0	0	0	0	0	0	0	409	409
Don't know	8	0	0	0	0	0	0	0	0	0	49	49
No answer	9	0	0	0	0	0	0	0	0	0	11	11
Not applicable	BK	13,626	354	7,542	353	5,907	1,606	2,992	2,904	2,832	1,398	39,514

5. Stealing and selling truck parts and tires from a military depot.

[VAR: PUNTRCK]

RESPONSE	PUNCH	YEAR									COL. 4951	
		1972-82	1982B	1983-87	1987B	1988-91	1993	1994	1996	1998	2000	ALL
Reprimand	1	0	0	0	0	0	0	0	0	0	87	87
Dismissal from the military/Being fired by the government	2	0	0	0	0	0	0	0	0	0	402	402
One year in prison	3	0	0	0	0	0	0	0	0	0	376	376
5-9 years in prison	4	0	0	0	0	0	0	0	0	0	340	340
10-20 years in prison	5	0	0	0	0	0	0	0	0	0	117	117
Life in prison without possibility of parole	6	0	0	0	0	0	0	0	0	0	36	36
Don't know	8	0	0	0	0	0	0	0	0	0	49	49
No answer	9	0	0	0	0	0	0	0	0	0	12	12
Not applicable	BK	13,626	354	7,542	353	5,907	1,606	2,992	2,904	2,832	1,398	39,514

REMARKS: Hand Card HC contained response options 1-6.

1169. Now I'm going to ask you about several offenses involving the use of a government computer system. For each case, indicate what you would consider to be the appropriate punishment when the offender is a military service member or government employee.

HAND
CARD HD

1. Stealing national security data in a computer system.

[VAR: COMSTEAL]

RESPONSE	PUNCH	YEAR									COL. 4952	
		1972-82	1982B	1983-87	1987B	1988-91	1993	1994	1996	1998	2000	ALL
Reprimand	1	0	0	0	0	0	0	0	0	0	21	21
Dismissal from the military/Being fired by the government	2	0	0	0	0	0	0	0	0	0	182	182
One year in prison	3	0	0	0	0	0	0	0	0	0	126	126
5-9 years in prison	4	0	0	0	0	0	0	0	0	0	332	332
10-20 years in prison	5	0	0	0	0	0	0	0	0	0	429	429
Life in prison without possibility of parole	6	0	0	0	0	0	0	0	0	0	255	255
Don't know	8	0	0	0	0	0	0	0	0	0	59	59
No answer	9	0	0	0	0	0	0	0	0	0	15	15
Not applicable	BK	13,626	354	7,542	353	5,907	1,606	2,992	2,904	2,832	1,398	39,514

2. Intentionally damaging national security data in a computer system.

[VAR: COMDATA]

RESPONSE	PUNCH	YEAR								COL. 4953		
		1972-82	1982B	1983-87	1987B	1988-91	1993	1994	1996	1998	2000	ALL
Reprimand	1	0	0	0	0	0	0	0	0	0	12	12
Dismissal from the military/Being fired by the government	2	0	0	0	0	0	0	0	0	0	195	195
One year in prison	3	0	0	0	0	0	0	0	0	0	130	130
5-9 years in prison	4	0	0	0	0	0	0	0	0	0	313	313
10-20 years in prison	5	0	0	0	0	0	0	0	0	0	451	451
Life in prison without possibility of parole	6	0	0	0	0	0	0	0	0	0	248	248
Don't know	8	0	0	0	0	0	0	0	0	0	56	56
No answer	9	0	0	0	0	0	0	0	0	0	14	14
Not applicable	BK	13,626	354	7,542	353	5,907	1,606	2,992	2,904	2,832	1,398	39,514

3. Intentionally damaging or destroying a computer system.

[VAR: COMSYS]

RESPONSE	PUNCH	YEAR								COL. 4954		
		1972-82	1982B	1983-87	1987B	1988-91	1993	1994	1996	1998	2000	ALL
Reprimand	1	0	0	0	0	0	0	0	0	0	23	23
Dismissal from the military/Being fired by the government	2	0	0	0	0	0	0	0	0	0	287	287
One year in prison	3	0	0	0	0	0	0	0	0	0	174	174
5-9 years in prison	4	0	0	0	0	0	0	0	0	0	377	377
10-20 years in prison	5	0	0	0	0	0	0	0	0	0	332	332
Life in prison without possibility of parole	6	0	0	0	0	0	0	0	0	0	152	152
Don't know	8	0	0	0	0	0	0	0	0	0	57	57
No answer	9	0	0	0	0	0	0	0	0	0	17	17
Not applicable	BK	13,626	354	7,542	353	5,907	1,606	2,992	2,904	2,832	1,398	39,514

4. Unauthorized snooping into a computer system.

[VAR: COMSNOOP]

RESPONSE	PUNCH	YEAR								COL. 4955		
		1972-82	1982B	1983-87	1987B	1988-91	1993	1994	1996	1998	2000	ALL
Reprimand	1	0	0	0	0	0	0	0	0	0	169	169
Dismissal from the military/Being fired by the government	2	0	0	0	0	0	0	0	0	0	437	437
One year in prison	3	0	0	0	0	0	0	0	0	0	285	285
5-9 years in prison	4	0	0	0	0	0	0	0	0	0	250	250
10-20 years in prison	5	0	0	0	0	0	0	0	0	0	156	156
Life in prison without possibility of parole	6	0	0	0	0	0	0	0	0	0	48	48
Don't know	8	0	0	0	0	0	0	0	0	0	59	59
No answer	9	0	0	0	0	0	0	0	0	0	15	15
Not applicable	BK	13,626	354	7,542	353	5,907	1,606	2,992	2,904	2,832	1,398	39,514

- E-mailing SECRET or TOP SECRET government documents or data files to an unauthorized person.

[VAR: COMEMAIL]

RESPONSE	PUNCH	YEAR									COL. 4956	
		1972-82	1982B	1983-87	1987B	1988-91	1993	1994	1996	1998	2000	ALL
Reprimand	1	0	0	0	0	0	0	0	0	0	35	35
Dismissal from the military/Being fired by the government	2	0	0	0	0	0	0	0	0	0	247	247
One year in prison	3	0	0	0	0	0	0	0	0	0	174	174
5-9 years in prison	4	0	0	0	0	0	0	0	0	0	330	330
10-20 years in prison	5	0	0	0	0	0	0	0	0	0	334	334
Life in prison without possibility of parole	6	0	0	0	0	0	0	0	0	0	215	215
Don't know	8	0	0	0	0	0	0	0	0	0	69	69
No answer	9	0	0	0	0	0	0	0	0	0	15	15
Not applicable	BK	13,626	354	7,542	353	5,907	1,606	2,992	2,904	2,832	1,398	39,514

- Downloading pornographic material from the Internet to a computer at the office.

[VAR: COMPORN]

RESPONSE	PUNCH	YEAR									COL. 4957	
		1972-82	1982B	1983-87	1987B	1988-91	1993	1994	1996	1998	2000	ALL
Reprimand	1	0	0	0	0	0	0	0	0	0	386	386
Dismissal from the military/Being fired by the government	2	0	0	0	0	0	0	0	0	0	545	545
One year in prison	3	0	0	0	0	0	0	0	0	0	138	138
5-9 years in prison	4	0	0	0	0	0	0	0	0	0	134	134
10-20 years in prison	5	0	0	0	0	0	0	0	0	0	76	76
Life in prison without possibility of parole	6	0	0	0	0	0	0	0	0	0	61	61
Don't know	8	0	0	0	0	0	0	0	0	0	64	64
No answer	9	0	0	0	0	0	0	0	0	0	15	15
Not applicable	BK	13,626	354	7,542	353	5,907	1,606	2,992	2,904	2,832	1,398	39,514

REMARKS: Hand Card HD contained response options 1-6.

1170. Protecting secrets is a continuing concern of the government. I am going to ask you about various security measures that the government might apply to individuals with a SECRET or TOP SECRET clearance. Do you strongly agree, agree, neither agree nor disagree, disagree, or strongly disagree that people with SECRET or TOP SECRET clearance should be subject to...

HAND CARD HE

- Periodic lie detector tests

[VAR: LIETEST]

RESPONSE	PUNCH	YEAR									COL. 4958	
		1972-82	1982B	1983-87	1987B	1988-91	1993	1994	1996	1998	2000	ALL
Strongly agree	1	0	0	0	0	0	0	0	0	398	458	856
Agree	2	0	0	0	0	0	0	0	0	632	628	1,260
Neither agree nor disagree	3	0	0	0	0	0	0	0	0	137	151	288
Disagree	4	0	0	0	0	0	0	0	0	137	111	248
Strongly disagree	5	0	0	0	0	0	0	0	0	26	29	55
Don't know	8	0	0	0	0	0	0	0	0	41	26	67
No answer	9	0	0	0	0	0	0	0	0	16	16	32
Not applicable	BK	13,626	354	7,542	353	5,907	1,606	2,992	2,904	1,445	1,398	38,127

B. Random drug tests

[VAR: TESTDRUG]

RESPONSE	PUNCH	YEAR										COL. 4959	
		1972-82	1982B	1983-87	1987B	1988-91	1993	1994	1996	1998	2000	ALL	
Strongly agree	1	0	0	0	0	0	0	0	0	0	618	687	1,305
Agree	2	0	0	0	0	0	0	0	0	624	544	1,168	
Neither agree nor disagree .	3	0	0	0	0	0	0	0	0	49	92	141	
Disagree	4	0	0	0	0	0	0	0	0	46	45	91	
Strongly disagree	5	0	0	0	0	0	0	0	0	10	12	22	
Don't know	8	0	0	0	0	0	0	0	0	25	22	47	
No answer	9	0	0	0	0	0	0	0	0	15	17	32	
Not applicable	BK	13,626	354	7,542	353	5,907	1,606	2,992	2,904	1,445	1,398	38,127	

C. Wiretapping or electronic surveillance

[VAR: BUGGING]

RESPONSE	PUNCH	YEAR										COL. 4960
		1972-82	1982B	1983-87	1987B	1988-91	1993	1994	1996	1998	2000	ALL
Strongly agree	1	0	0	0	0	0	0	0	0	174	0	174
Agree	2	0	0	0	0	0	0	0	0	356	0	356
Neither agree nor disagree .	3	0	0	0	0	0	0	0	0	267	0	267
Disagree	4	0	0	0	0	0	0	0	0	400	0	400
Strongly disagree	5	0	0	0	0	0	0	0	0	124	0	124
Don't know	8	0	0	0	0	0	0	0	0	50	0	50
No answer	9	0	0	0	0	0	0	0	0	16	0	16
Not applicable	BK	13,626	354	7,542	353	5,907	1,606	2,992	2,904	1,445	2,817	39,546

D. Regular questions about financial assets and liabilities

[VAR: FINAN QS]

RESPONSE	PUNCH	YEAR										COL. 4961
		1972-82	1982B	1983-87	1987B	1988-91	1993	1994	1996	1998	2000	ALL
Strongly agree	1	0	0	0	0	0	0	0	0	175	193	368
Agree	2	0	0	0	0	0	0	0	0	513	462	975
Neither agree nor disagree .	3	0	0	0	0	0	0	0	0	231	347	578
Disagree	4	0	0	0	0	0	0	0	0	341	307	648
Strongly disagree	5	0	0	0	0	0	0	0	0	69	60	129
Don't know	8	0	0	0	0	0	0	0	0	44	32	76
No answer	9	0	0	0	0	0	0	0	0	14	18	32
Not applicable	BK	13,626	354	7,542	353	5,907	1,606	2,992	2,904	1,445	1,398	38,127

E. Monitoring at work (e. g., searches of briefcases and desks)

[VAR: CHKONJOB]

RESPONSE	PUNCH	YEAR										COL. 4962
		1972-82	1982B	1983-87	1987B	1988-91	1993	1994	1996	1998	2000	ALL
Strongly agree	1	0	0	0	0	0	0	0	0	188	0	188
Agree	2	0	0	0	0	0	0	0	0	498	0	498
Neither agree nor disagree .	3	0	0	0	0	0	0	0	0	238	0	238
Disagree	4	0	0	0	0	0	0	0	0	348	0	348
Strongly disagree	5	0	0	0	0	0	0	0	0	64	0	64
Don't know	8	0	0	0	0	0	0	0	0	37	0	37
No answer	9	0	0	0	0	0	0	0	0	14	0	14
Not applicable	BK	13,626	354	7,542	353	5,907	1,606	2,992	2,904	1,445	2,817	39,546

F. Monitoring off the job (e.g., reviews of airline and financial databases, court records)

[VAR: CHKOTHER]

RESPONSE	PUNCH	YEAR										COL. 4963
		1972-82	1982B	1983-87	1987B	1988-91	1993	1994	1996	1998	2000	ALL
Strongly agree	1	0	0	0	0	0	0	0	0	121	0	121
Agree	2	0	0	0	0	0	0	0	0	468	0	468
Neither agree nor disagree	3	0	0	0	0	0	0	0	0	250	0	250
Disagree	4	0	0	0	0	0	0	0	0	372	0	372
Strongly disagree	5	0	0	0	0	0	0	0	0	103	0	103
Don't know	8	0	0	0	0	0	0	0	0	59	0	59
No answer	9	0	0	0	0	0	0	0	0	14	0	14
Not applicable	BK	13,626	354	7,542	353	5,907	1,606	2,992	2,904	1,445	2,817	39,546

REMARKS: Hand Card HE contained responses 1-5.

1171. Protecting secrets is a continuing concern of the government. I am going to ask you about various security measures that the government might apply to individuals with a SECRET or TOP SECRET clearance. Do you (strongly agree, agree, neither agree nor disagree, disagree, or strongly disagree) that people with SECRET or TOP SECRET clearance should be subject to:

HAND
CARD HF

A. Computer checks of personal financial records

[VAR: COMPFIN]

RESPONSE	PUNCH	YEAR										COL. 4964
		1972-82	1982B	1983-87	1987B	1988-91	1993	1994	1996	1998	2000	ALL
Strongly agree	1	0	0	0	0	0	0	0	0	0	185	185
Agree	2	0	0	0	0	0	0	0	0	0	411	411
Neither agree nor disagree	3	0	0	0	0	0	0	0	0	0	286	286
Disagree	4	0	0	0	0	0	0	0	0	0	386	386
Strongly disagree	5	0	0	0	0	0	0	0	0	0	98	98
Can't Choose	8	0	0	0	0	0	0	0	0	0	37	37
No answer	9	0	0	0	0	0	0	0	0	0	16	16
Not applicable	BK	13,626	354	7,542	353	5,907	1,606	2,992	2,904	2,832	1,398	39,514

B. Computer checks of international travel records

[VAR: CHKTRAVL]

RESPONSE	PUNCH	YEAR										COL. 4965
		1972-82	1982B	1983-87	1987B	1988-91	1993	1994	1996	1998	2000	ALL
Strongly agree	1	0	0	0	0	0	0	0	0	0	301	301
Agree	2	0	0	0	0	0	0	0	0	0	590	590
Neither agree nor disagree	3	0	0	0	0	0	0	0	0	0	227	227
Disagree	4	0	0	0	0	0	0	0	0	0	209	209
Strongly disagree	5	0	0	0	0	0	0	0	0	0	37	37
Don't know	8	0	0	0	0	0	0	0	0	0	38	38
No answer	9	0	0	0	0	0	0	0	0	0	17	17
Not applicable	BK	13,626	354	7,542	353	5,907	1,606	2,992	2,904	2,832	1,398	39,514

C. Auditing of email and Internet use at work

[VAR: EMAILWRK]

RESPONSE	PUNCH	YEAR								COL. 4966		
		1972-82	1982B	1983-87	1987B	1988-91	1993	1994	1996	1998	2000	ALL
Strongly agree	1	0	0	0	0	0	0	0	0	0	276	276
Agree	2	0	0	0	0	0	0	0	0	0	629	629
Neither agree nor disagree .	3	0	0	0	0	0	0	0	0	0	209	209
Disagree	4	0	0	0	0	0	0	0	0	0	210	210
Strongly disagree	5	0	0	0	0	0	0	0	0	0	32	32
Don't know	8	0	0	0	0	0	0	0	0	0	45	45
No answer	9	0	0	0	0	0	0	0	0	0	18	18
Not applicable	BK	13,626	354	7,542	353	5,907	1,606	2,992	2,904	2,832	1,398	39,514

D. Auditing of email and Internet use at home

[VAR: EMAILHME]

RESPONSE	PUNCH	YEAR								COL. 4967		
		1972-82	1982B	1983-87	1987B	1988-91	1993	1994	1996	1998	2000	ALL
Strongly agree	1	0	0	0	0	0	0	0	0	0	140	140
Agree	2	0	0	0	0	0	0	0	0	0	277	277
Neither agree nor disagree .	3	0	0	0	0	0	0	0	0	0	253	253
Disagree	4	0	0	0	0	0	0	0	0	0	469	469
Strongly disagree	5	0	0	0	0	0	0	0	0	0	213	213
Can't Choose	8	0	0	0	0	0	0	0	0	0	46	46
No answer	9	0	0	0	0	0	0	0	0	0	21	21
Not applicable	BK	13,626	354	7,542	353	5,907	1,606	2,992	2,904	2,832	1,398	39,514

E. Wire-tapping of telephone calls at work

[VAR: TAPWRK]

RESPONSE	PUNCH	YEAR								COL. 4968		
		1972-82	1982B	1983-87	1987B	1988-91	1993	1994	1996	1998	2000	ALL
Strongly agree	1	0	0	0	0	0	0	0	0	0	215	215
Agree	2	0	0	0	0	0	0	0	0	0	406	406
Neither agree nor disagree .	3	0	0	0	0	0	0	0	0	0	254	254
Disagree	4	0	0	0	0	0	0	0	0	0	372	372
Strongly disagree	5	0	0	0	0	0	0	0	0	0	118	118
Can't Choose	8	0	0	0	0	0	0	0	0	0	35	35
No answer	9	0	0	0	0	0	0	0	0	0	19	19
Not applicable	BK	13,626	354	7,542	353	5,907	1,606	2,992	2,904	2,832	1,398	39,514

F. Wire-tapping of telephone calls at home

[VAR: TAPHME]

RESPONSE	PUNCH	YEAR								COL. 4969		
		1972-82	1982B	1983-87	1987B	1988-91	1993	1994	1996	1998	2000	ALL
Strongly agree	1	0	0	0	0	0	0	0	0	0	106	106
Agree	2	0	0	0	0	0	0	0	0	0	173	173
Neither agree nor disagree .	3	0	0	0	0	0	0	0	0	0	188	188
Disagree	4	0	0	0	0	0	0	0	0	0	534	534
Strongly disagree	5	0	0	0	0	0	0	0	0	0	366	366
Can't Choose	8	0	0	0	0	0	0	0	0	0	34	34
No answer	9	0	0	0	0	0	0	0	0	0	18	18
Not applicable	BK	13,626	354	7,542	353	5,907	1,606	2,992	2,904	2,832	1,398	39,514

G. Searches of briefcases and desks at work

[VAR: SRCHWRK]

RESPONSE	PUNCH	YEAR					COL. 4970					
		1972-82	1982B	1983-87	1987B	1988-91	1993	1994	1996	1998	2000	ALL
Strongly agree	1	0	0	0	0	0	0	0	0	0	193	193
Agree	2	0	0	0	0	0	0	0	0	0	481	481
Neither agree nor disagree .	3	0	0	0	0	0	0	0	0	0	262	262
Disagree	4	0	0	0	0	0	0	0	0	0	332	332
Strongly disagree	5	0	0	0	0	0	0	0	0	0	104	104
Can't choose	8	0	0	0	0	0	0	0	0	0	31	31
No answer	9	0	0	0	0	0	0	0	0	0	16	16
Not applicable	BK	13,626	354	7,542	353	5,907	1,606	2,992	2,904	2,832	1,398	39,514

H. Video camera surveillance in the workplace

[VAR: CAMWRK]

RESPONSE	PUNCH	YEAR					COL. 4971					
		1972-82	1982B	1983-87	1987B	1988-91	1993	1994	1996	1998	2000	ALL
Strongly agree	1	0	0	0	0	0	0	0	0	0	274	274
Agree	2	0	0	0	0	0	0	0	0	0	627	627
Neither agree nor disagree .	3	0	0	0	0	0	0	0	0	0	219	219
Disagree	4	0	0	0	0	0	0	0	0	0	182	182
Strongly disagree	5	0	0	0	0	0	0	0	0	0	70	70
Can't choose	8	0	0	0	0	0	0	0	0	0	30	30
No answer	9	0	0	0	0	0	0	0	0	0	17	17
Not applicable	BK	13,626	354	7,542	353	5,907	1,606	2,992	2,904	2,832	1,398	39,514

REMARKS: Hand Card HF contained response options 1-5.

1172. Are the following threats to the United States greater, about the same, or less today than they were 10 years ago?

A. Spying by U.S. citizens for foreign countries

[VAR: USSPY]

RESPONSE	PUNCH	YEAR					COL. 4972					
		1972-82	1982B	1983-87	1987B	1988-91	1993	1994	1996	1998	2000	ALL
Greater	1	0	0	0	0	0	0	0	0	0	432	432
About the same	2	0	0	0	0	0	0	0	0	0	554	554
Less	3	0	0	0	0	0	0	0	0	0	239	239
Don't know	8	0	0	0	0	0	0	0	0	0	178	178
No answer	9	0	0	0	0	0	0	0	0	0	16	16
Not applicable	BK	13,626	354	7,542	353	5,907	1,606	2,992	2,904	2,832	1,398	39,514

B. Spying by foreign agents

[VAR: FORSPY]

RESPONSE	PUNCH	YEAR					COL. 4973					
		1972-82	1982B	1983-87	1987B	1988-91	1993	1994	1996	1998	2000	ALL
Greater	1	0	0	0	0	0	0	0	0	0	496	496
About the same	2	0	0	0	0	0	0	0	0	0	584	584
Less	3	0	0	0	0	0	0	0	0	0	167	167
Don't know	8	0	0	0	0	0	0	0	0	0	156	156
No answer	9	0	0	0	0	0	0	0	0	0	16	16
Not applicable	BK	13,626	354	7,542	353	5,907	1,606	2,992	2,904	2,832	1,398	39,514

C. Terrorism by U.S. citizens

[VAR: USTERROR]

RESPONSE	PUNCH	YEAR									COL. 4974	
		1972-82	1982B	1983-87	1987B	1988-91	1993	1994	1996	1998	2000	ALL
Greater	1	0	0	0	0	0	0	0	0	0	714	714
About the same	2	0	0	0	0	0	0	0	0	0	359	359
Less	3	0	0	0	0	0	0	0	0	0	192	192
Don't know	8	0	0	0	0	0	0	0	0	0	134	134
No answer	9	0	0	0	0	0	0	0	0	0	20	20
Not applicable	BK	13,626	354	7,542	353	5,907	1,606	2,992	2,904	2,832	1,398	39,514

D. Terrorism by foreigners

[VAR: FRTERROR]

RESPONSE	PUNCH	YEAR									COL. 4975	
		1972-82	1982B	1983-87	1987B	1988-91	1993	1994	1996	1998	2000	ALL
Greater	1	0	0	0	0	0	0	0	0	0	899	899
About the same	2	0	0	0	0	0	0	0	0	0	336	336
Less	3	0	0	0	0	0	0	0	0	0	79	79
Don't know	8	0	0	0	0	0	0	0	0	0	83	83
No answer	9	0	0	0	0	0	0	0	0	0	22	22
Not applicable	BK	13,626	354	7,542	353	5,907	1,606	2,992	2,904	2,832	1,398	39,514

E. Stealing U.S. advanced technology and trade secrets by foreigners

[VAR: FORSTEAL]

RESPONSE	PUNCH	YEAR									COL. 4976	
		1972-82	1982B	1983-87	1987B	1988-91	1993	1994	1996	1998	2000	ALL
Greater	1	0	0	0	0	0	0	0	0	0	732	732
About the same	2	0	0	0	0	0	0	0	0	0	412	412
Less	3	0	0	0	0	0	0	0	0	0	84	84
Don't know	8	0	0	0	0	0	0	0	0	0	174	174
No answer	9	0	0	0	0	0	0	0	0	0	17	17
Not applicable	BK	13,626	354	7,542	353	5,907	1,606	2,992	2,904	2,832	1,398	39,514

F. Nuclear war

[VAR: NUCLRWAR]

RESPONSE	PUNCH	YEAR									COL. 4977	
		1972-82	1982B	1983-87	1987B	1988-91	1993	1994	1996	1998	2000	ALL
Greater	1	0	0	0	0	0	0	0	0	0	432	432
About the same	2	0	0	0	0	0	0	0	0	0	401	401
Less	3	0	0	0	0	0	0	0	0	0	441	441
Don't know	8	0	0	0	0	0	0	0	0	0	129	129
No answer	9	0	0	0	0	0	0	0	0	0	16	16
Not applicable	BK	13,626	354	7,542	353	5,907	1,606	2,992	2,904	2,832	1,398	39,514

1173. From what countries or part of the world did your ancestors come?

IF SINGLE COUNTRY IS NAMED, REFER TO NATIONAL CODES BELOW AND ENTER CODE NUMBER IN BOXES:

IF MORE THAN ONE COUNTRY IS NAMED, REFER TO NATIONAL CODES BELOW, CODE UP TO 3 RESPONSES AND THEN ASK A:

FIRST MENTION

SECOND MENTION

THIRD MENTION

A. IF MORE THAN ONE COUNTRY NAMED: Which one of these countries do you feel closer to?
IF ONE COUNTRY NAMED, REFER TO CODES BELOW, AND ENTER CODE NUMBER IN BOXES:
IF CAN'T DECIDE ON ONE COUNTRY, ENTER CODE 88.

[VAR: ETHNIC]

RESPONSE	PUNCH	YEAR										COL. 4978-4979 ALL
		1972-82	1982B	1983-87	1987B	1988-91	1993	1994	1996	1998	2000	
Africa	01	734	195	420	176	387	104	219	186	214	232	2,867
Austria	02	100	0	44	0	25	4	18	11	5	13	220
Canada (French)	03	117	0	107	0	72	13	43	23	44	37	456
Canada (Other)	04	92	0	43	0	35	7	19	14	13	12	235
China	05	15	0	27	0	22	6	8	13	23	8	122
Czechoslovakia	06	162	0	89	0	62	10	37	29	25	25	439
Denmark	07	102	0	47	0	51	9	13	12	12	17	263
England and Wales	08	1,601	1	926	1	725	167	315	278	263	271	4,548
Finland	09	102	0	35	0	6	5	6	9	3	7	173
France	10	255	1	131	0	98	23	42	54	56	53	713
Germany	11	2,148	0	1,055	2	818	230	479	425	406	383	5,946
Greece	12	35	0	20	0	19	6	15	12	9	16	132
Hungary	13	100	0	34	0	27	10	7	17	15	6	216
Ireland	14	1,316	0	763	2	558	168	288	256	269	258	3,878
Italy	15	651	0	361	0	252	59	116	136	134	115	1,824
Japan	16	20	0	22	0	18	3	7	4	5	7	86
Mexico	17	240	0	173	0	156	28	74	71	74	90	906
Netherlands (Dutch/Holland)	18	201	0	119	0	80	34	036	32	34	32	568
Norway	19	216	0	149	0	102	21	43	36	34	49	650
Philippines	20	26	0	12	0	12	11	14	10	19	25	129
Poland	21	386	0	221	0	150	39	56	51	65	63	1,031
Puerto Rico	22	87	1	57	0	48	11	21	23	35	37	320
Russia (USSR)	23	206	0	81	0	71	25	37	31	19	45	515
Scotland	24	356	0	180	1	163	50	91	90	69	80	1,080
Spain	25	70	0	66	1	53	17	28	34	16	17	302
Sweden	26	216	0	105	0	84	24	33	34	34	33	563
Switzerland	27	53	0	36	0	27	6	6	9	5	8	150
West Indies (Not Specified)	28	32	3	8	3	3	2	4	0	1	6	62
Other (SPECIFY) [See REMARKS]	29	80	6	62	5	69	19	9	23	28	29	330
American Indian	30	333	28	239	25	223	71	90	117	110	109	1,345
India	31	21	1	16	2	14	6	13	11	10	15	109
Portugal	32	35	0	10	0	6	3	5	8	9	8	84
Lithuania	33	52	0	17	0	15	3	9	4	5	6	111
Yugoslavia	34	40	0	35	0	25	3	6	11	14	9	143
Romania	35	20	0	11	0	4	2	6	6	4	0	52
Belgium	36	22	0	9	0	8	1	3	2	5	2	52
Arabic	37	14	0	11	0	8	2	8	4	3	1	51
Other Spanish	38	42	0	34	0	30	12	23	25	32	29	227
West Indies (Non-Spanish)	39	21	4	24	4	18	11	017	12	19	13	143
Other Asian	40	0	0	0	0	0	0	17	13	13	15	58
Other European	41	0	0	0	0	0	0	4	9	14	8	35
America	97	361	40	94	19	64	23	74	65	72	56	868
No answer	99	87	5	22	2	61	27	76	71	13	90	454
Not possible to code	BK	2,859	69	1,627	110	1,238	331	557	623	581	482	8,477

1173A2. SECOND ETHNICITY MENTIONED

[VAR: ETH2]

RESPONSE	PUNCH	YEAR										COL. 4982-4983 ALL
		1972-82	1982B	1983-87	1987B	1988-91	1993	1994	1996	1998	2000	
Africa	01	0	0	13	10	22	4	12	11	17	16	105
Austria	02	0	0	26	0	25	3	17	9	11	10	101
Canada (French)	03	0	0	30	0	21	8	13	7	13	8	100
Canada (Other)	04	0	0	25	0	13	3	13	11	7	7	79
China	05	0	0	1	0	1	1	1	2	3	2	11
Czechoslovakia	06	0	0	33	0	32	12	17	14	13	16	137
Denmark	07	0	0	29	0	30	5	13	12	17	15	121
England and Wales	08	0	0	440	1	402	96	216	151	148	157	1,611
Finland	09	0	0	8	0	7	2	4	4	5	6	36
France	10	0	0	159	0	159	38	66	87	60	63	632
Germany	11	0	0	433	0	412	126	202	218	212	155	1,758
Greece	12	0	0	4	0	5	5	6	4	2	4	30
Hungary	13	0	0	16	0	25	7	8	10	12	8	86
Ireland	14	0	0	534	4	492	154	258	235	217	197	2,091
Italy	15	0	0	32	0	57	18	32	26	32	36	233
Japan	16	0	0	2	0	2	1	3	1	1	1	11
Mexico	17	0	0	16	0	14	4	9	8	7	12	70
Netherlands												
(Dutch/Holland)	18	0	0	111	0	83	19	36	26	18	40	333
Norway	19	0	0	58	0	48	16	24	25	17	30	218
Philippines	20	0	0	0	0	0	2	3	2	2	3	12
Poland	21	0	0	71	0	61	17	31	37	39	29	285
Puerto Rico	22	0	0	3	0	1	0	3	3	3	2	15
Russia (USSR)	23	0	0	43	0	34	16	34	20	15	30	192
Scotland	24	0	0	194	1	167	47	95	92	69	76	741
Spain	25	0	0	35	0	33	8	17	16	11	16	136
Sweden	26	0	0	65	0	56	13	29	29	24	28	244
Switzerland	27	0	0	21	0	26	5	15	6	5	9	87
West Indies												
(Not Specified)	28	0	0	0	0	1	0	0	0	0	2	3
Other (SPECIFY)												
[See REMARKS above]	29	0	0	22	2	16	4	7	8	3	12	74
American Indian	30	0	0	110	15	105	40	61	76	73	55	535
India	31	0	0	6	0	6	0	5	4	6	1	28
Portugal	32	0	0	5	0	11	1	3	4	6	2	32
Lithuania	33	0	0	11	0	12	4	3	5	2	4	41
Yugoslavia	34	0	0	11	0	12	5	3	4	5	5	45
Romania	35	0	0	3	0	8	3	2	5	3	1	25
Belgium	36	0	0	9	0	1	4	1	3	2	5	25
Arabic	37	0	0	7	0	4	1	5	1	2	1	21
Other Spanish	38	0	0	8	0	6	1	2	5	5	3	30
West Indies												
(Non-Spanish)	39	0	0	6	2	2	1	6	2	3	2	24
Other Asian	40	0	0	0	0	0	0	2	2	1	2	7
Other European	41	0	0	0	0	0	0	4	2	6	4	16
America	97	0	0	4	0	3	1	0	1	5	2	16
Don't know	98	0	0	0	0	1	4	261	90	6	2	364
No answer	99	0	0	18	2	32	0	7	116	21	37	233
Not applicable; No second mention; see Q. 1173	BK	13,626	354	4,920	316	3,459	907	1,443	1,510	1,703	1,701	29,939

1173A3. THIRD ETHNICITY MENTIONED

[VAR: ETH3]

RESPONSE	PUNCH	YEAR								COL. 4984-4985		ALL
		1972-82	1982B	1983-87	1987B	1988-91	1993	1994	1996	1998	2000	
Africa	01	0	0	2	2	5	1	1	6	6	1	24
Austria	02	0	0	7	0	8	2	0	0	3	1	21
Canada (French)	03	0	0	12	0	11	1	3	3	9	4	43
Canada (Other)	04	0	0	7	0	5	2	4	6	2	2	28
China	05	0	0	0	0	0	0	0	0	0	1	1
Czechoslovakia	06	0	0	9	0	13	1	6	4	5	5	43
Denmark	07	0	0	15	0	16	2	5	4	7	7	56
England and Wales	08	0	0	159	0	120	30	61	66	64	57	557
Finland	09	0	0	4	0	1	1	3	2	0	0	11
France	10	0	0	60	1	73	20	35	33	42	29	293
Germany	11	0	0	142	0	125	36	77	59	45	67	551
Greece	12	0	0	0	0	0	0	1	1	3	1	6
Hungary	13	0	0	4	0	5	1	4	7	4	2	27
Ireland	14	0	0	164	0	126	40	84	59	67	74	614
Italy	15	0	0	17	0	20	2	8	15	7	16	85
Japan	16	0	0	0	0	1	0	1	0	1	1	4
Mexico	17	0	0	6	0	5	1	5	1	1	1	20
Netherlands												
(Dutch/Holland)	18	0	0	48	0	45	12	7	15	14	15	156
Norway	19	0	0	15	0	13	6	7	8	14	8	71
Philippines	20	0	0	3	0	1	1	1	2	3	0	11
Poland	21	0	0	15	0	23	4	14	8	14	19	97
Puerto Rico	22	0	0	1	0	1	0	1	1	0	1	5
Russia (USSR)	23	0	0	4	0	15	5	7	2	5	11	49
Scotland	24	0	0	86	0	80	22	62	50	36	42	378
Spain	25	0	0	11	1	10	0	9	4	4	3	42
Sweden	26	0	0	26	1	13	7	10	6	7	9	79
Switzerland	27	0	0	4	0	8	2	2	1	4	6	27
West Indies												
(Not Specified)	28	0	0	0	1	0	0	0	0	0	0	1
Other (SPECIFY)												
[See REMARKS above]	29	0	0	8	0	5	1	4	2	6	3	29
American Indian	30	0	0	69	3	67	24	41	28	52	28	312
India	31	0	0	4	0	4	0	1	0	2	1	12
Portugal	32	0	0	3	0	1	0	1	1	1	1	8
Lithuania	33	0	0	3	0	7	0	2	0	2	2	16
Yugoslavia	34	0	0	2	0	1	1	0	3	1	2	10
Romania	35	0	0	3	0	0	0	2	0	0	1	6
Belgium	36	0	0	1	0	1	0	0	0	0	2	4
Arabic	37	0	0	0	0	1	0	0	0	0	0	1
Other Spanish	38	0	0	2	0	2	0	5	0	3	0	12
West Indies												
(Non-Spanish)	39	0	0	1	0	0	1	0	0	1	0	3
Other Asian	40	0	0	0	0	0	0	1	0	0	0	1
Other European	41	0	0	0	0	0	0	1	2	2	0	5
America	97	0	0	2	0	2	1	1	3	7	0	16
Don't know	98	0	0	0	0	1	0	257	1	5	0	264
No answer	99	0	0	18	2	32	3	9	750	3	37	854
Not applicable; No third mention; see Q. 1173	BK	13,626	354	6,605	342	5,040	1,376	2,249	1,752	2,379	2,357	36,080

REMARKS: Question was recoded so that the summary ethnicity of the respondent appears in Q. 1173A whether obtained in Q. 1173 or Q. 1173A. See Appendix D: Recodes, for details. Content of Punch 29 (Other SPECIFY) available from NORC. See Appendix N for changes across surveys. See Appendix T, GSS Methodological Reports Nos. 6, 12, and 18. Codes 40 and 41 were used starting in 1994. If planning to perform trend analysis with ETHNIC, please consult GSS Methodological Report No. 56.

1174. [RECODE OF Q. 1173 & 1173A]

[VAR: ETHNUM]

RESPONSE	PUNCH	YEAR										COL. 4986
		1972-82	1982B	1983-87	1987B	1988-91	1993	1994	1996	1998	2000	ALL
Names one country	1	7,401	265	3,437	214	2,860	726	1,414	1,400	1,428	1,467	20,612
Names two or more coun- tries, chooses one	2	3,279	15	2,456	27	1,775	537	954	845	800	774	11,462
Names two or more coun- tries, can't choose	3	1,432	5	800	8	616	141	276	269	297	305	4,149
Can't name any country	4	1,427	64	827	102	595	175	270	363	292	261	4,376
No information	5	87	5	22	2	61	27	78	27	15	10	334

REMARKS: See Appendix D: Recodes. See Appendix T, GSS Methodological Reports Nos. 6, 12 and 18.

IF CURRENTLY MARRIED ASK Q. 1175.

1175. From what countries or part of the world did your (wife's/husband's) ancestors come?

IF SINGLE COUNTRY IS NAMED, REFER TO NATIONAL CODES BELOW AND ENTER CODE NUMBER IN BOXES

IF MORE THAN ONE COUNTRY IS NAMED, REFER TO NATIONAL CODES BELOW, CODE UP TO 3 RESPONSES AND THEN ASK A:

FIRST MENTION

SECOND MENTION

THIRD MENTION

A. IF MORE THAN ONE COUNTRY NAMED: Which one of these countries does your (wife/husband) feel closer to?

IF ONE COUNTRY NAMED, REFER TO CODES BELOW, AND ENTER CODE NUMBER IN BOX:

IF CAN'T DECIDE ON ONE COUNTRY, ENTER CODE 88

1175A. SUMMARY ETHNICITY OF SPOUSE

[VAR: SPETHNIC]

RESPONSE	PUNCH	YEAR										COL. 4987-4988 ALL
		1972-82	1982B	1983-87	1987B	1988-91	1993	1994	1996	1998	2000	
Africa	01	0	0	91	52	141	37	26	0	0	0	347
Austria	02	0	0	24	0	13	1	2	0	0	0	40
Canada (French)	03	0	0	33	1	44	6	10	0	0	0	94
Canada (Other)	04	0	0	13	0	20	4	2	0	0	0	39
China	05	0	0	6	0	18	3	0	0	0	0	27
Czechoslovakia	06	0	0	31	0	34	6	5	0	0	0	76
Denmark	07	0	0	25	1	34	6	1	0	0	0	67
England and Wales	08	0	0	282	0	340	103	38	0	0	0	763
Finland	09	0	0	8	0	9	2	2	0	0	0	21
France	10	0	0	49	0	55	16	6	0	0	0	126
Germany	11	0	0	350	2	463	143	71	0	0	0	1,029
Greece	12	0	0	7	0	15	8	2	0	0	0	32
Hungary	13	0	0	12	0	13	3	2	0	0	0	30
Ireland	14	0	0	236	0	284	64	33	0	0	0	617
Italy	15	0	0	123	0	156	33	15	0	0	0	327
Japan	16	0	0	9	0	13	2	3	0	0	0	27
Mexico	17	0	0	73	0	95	13	19	0	0	0	200
Netherlands (Dutch/Holland)	18	0	0	35	0	60	13	06	0	0	0	114
Norway	19	0	0	48	0	50	9	7	0	0	0	114
Philippines	20	0	0	4	0	6	8	2	0	0	0	20
Poland	21	0	0	79	0	88	23	7	0	0	0	197
Puerto Rico	22	0	0	14	0	22	1	2	0	0	0	39
Russia (USSR)	23	0	0	35	0	39	18	4	0	0	0	96
Scotland	24	0	0	71	0	78	21	13	0	0	0	183
Spain	25	0	0	10	0	26	15	0	0	0	0	51
Sweden	26	0	0	43	0	40	16	8	0	0	0	107
Switzerland	27	0	0	15	0	16	2	2	0	0	0	35
West Indies (Not Specified)	28	0	0	1	0	0	0	0	0	0	0	1
Other (SPECIFY) [See REMARKS above]	29	0	0	21	1	39	14	3	0	0	0	78
American Indian	30	0	0	83	9	104	28	7	0	0	0	231
India	31	0	0	8	0	9	3	3	0	0	0	23
Portugal	32	0	0	9	0	7	2	1	0	0	0	19
Lithuania	33	0	0	7	0	6	2	2	0	0	0	17
Yugoslavia	34	0	0	9	0	9	1	1	0	0	0	20
Romania	35	0	0	6	0	3	2	1	0	0	0	12
Belgium	36	0	0	3	0	1	1	0	0	0	0	5
Arabic	37	0	0	4	0	2	1	1	0	0	0	8
Other Spanish	38	0	0	8	0	11	9	3	0	0	0	31
West Indies (Non-Spanish)	39	0	0	6	2	14	3	0	0	0	0	25
Other Asian	40	0	0	0	0	0	0	4	0	0	0	4
Other European	41	0	0	0	0	0	0	1	0	0	0	1
America	97	0	0	35	5	31	9	5	0	0	0	85
No answer	99	0	0	16	3	50	16	13	0	0	0	98
Not possible to code, not married; see Q. 1175	BK	13,626	354	5,600	277	3,449	939	2,659	2,904	2,832	2,817	35,457

1175A1. FIRST ETHNICITY OF SPOUSE MENTIONED

[VAR: SPETH1]

RESPONSE	PUNCH	YEAR								COL. 4989-4990		ALL
		1972-82	1982B	1983-87	1987B	1988-91	1993	1994	1996	1998	2000	
Africa	01	0	0	90	51	141	37	28	0	0	0	347
Austria	02	0	0	23	0	16	1	2	0	0	0	42
Canada (French)	03	0	0	28	1	38	8	8	0	0	0	83
Canada (Other)	04	0	0	12	0	19	5	1	0	0	0	37
China	05	0	0	6	1	18	5	0	0	0	0	30
Czechoslovakia	06	0	0	32	0	32	8	5	0	0	0	77
Denmark	07	0	0	29	1	40	6	1	0	0	0	77
England and Wales	08	0	0	314	0	396	110	49	0	0	0	869
Finland	09	0	0	11	0	11	3	2	0	0	0	27
France	10	0	0	65	1	69	26	8	0	0	0	169
Germany	11	0	0	418	2	573	174	77	0	0	0	1,244
Greece	12	0	0	8	0	16	10	2	0	0	0	36
Hungary	13	0	0	13	0	17	4	2	0	0	0	36
Ireland	14	0	0	256	0	289	64	33	0	0	0	642
Italy	15	0	0	121	0	161	32	14	0	0	0	328
Japan	16	0	0	10	0	13	2	3	0	0	0	28
Mexico	17	0	0	70	0	93	17	18	0	0	0	198
Netherlands												
(Dutch/Holland)	18	0	0	50	1	65	14	5	0	0	0	135
Norway	19	0	0	46	0	54	10	9	0	0	0	119
Philippines	20	0	0	4	0	6	6	2	0	0	0	18
Poland	21	0	0	90	0	95	25	8	0	0	0	218
Puerto Rico	22	0	0	14	0	21	1	3	0	0	0	39
Russia (USSR)	23	0	0	42	0	53	21	6	0	0	0	122
Scotland	24	0	0	85	1	101	30	15	0	0	0	232
Spain	25	0	0	16	0	30	14	0	0	0	0	60
Sweden	26	0	0	51	0	43	15	7	0	0	0	116
Switzerland	27	0	0	11	0	15	2	2	0	0	0	30
West Indies												
(Not Specified)	28	0	0	1	0	0	0	0	0	0	0	1
Other (Specify)												
[See REMARKS above]	29	0	0	21	1	34	10	2	0	0	0	68
American Indian	30	0	0	78	10	92	25	5	0	0	0	210
India	31	0	0	8	0	9	3	3	0	0	0	23
Portugal	32	0	0	10	0	12	2	1	0	0	0	25
Lithuania	33	0	0	9	0	10	3	2	0	0	0	24
Yugoslavia	34	0	0	10	0	8	1	2	0	0	0	21
Romania	35	0	0	6	0	5	2	1	0	0	0	14
Belgium	36	0	0	4	0	2	1	0	0	0	0	7
Arabic	37	0	0	6	0	2	1	1	0	0	0	10
Other Spanish	38	0	0	7	0	11	10	4	0	0	0	32
West Indies												
(Non-Spanish)	39	0	0	8	1	14	3	0	0	0	0	26
Other Asian	40	0	0	0	0	0	0	4	0	0	0	4
Other European	41	0	0	0	0	0	0	1	0	0	0	1
America	97	0	0	31	5	31	8	5	0	0	0	80
No ethnicity mentioned	98	0	0	372	36	470	132	57	0	0	0	1,067
No answer	99	0	0	12	3	41	4	3	0	0	0	63
Not applicable;												
not married;												
see Q. 1175	BK	13,626	354	5,044	238	2,741	751	2,591	2,904	2,832	2,817	33,898

1175A2. SECOND ETHNICITY OF SPOUSE MENTIONED

[VAR: SPETH2]

RESPONSE	PUNCH	YEAR								COL. 4991-4992		ALL
		1972-82	1982B	1983-87	1987B	1988-91	1993	1994	1996	1998	2000	
Africa	01	0	0	3	1	4	1	0	0	0	0	9
Austria	02	0	0	4	0	5	2	0	0	0	0	11
Canada (French)	03	0	0	11	0	17	3	2	0	0	0	33
Canada (Other)	04	0	0	8	0	10	1	1	0	0	0	20
China	05	0	0	0	0	0	0	0	0	0	0	0
Czechoslovakia	06	0	0	14	0	10	4	1	0	0	0	29
Denmark	07	0	0	5	0	11	2	1	0	0	0	19
England and Wales	08	0	0	135	2	139	36	17	0	0	0	329
Finland	09	0	0	6	0	3	1	0	0	0	0	10
France	10	0	0	51	1	49	15	6	0	0	0	122
Germany	11	0	0	134	0	148	43	20	0	0	0	345
Greece	12	0	0	1	0	2	1	0	0	0	0	4
Hungary	13	0	0	13	0	4	0	1	0	0	0	18
Ireland	14	0	0	142	0	198	67	22	0	0	0	429
Italy	15	0	0	24	0	24	10	3	0	0	0	61
Japan	16	0	0	0	0	1	0	1	0	0	0	2
Mexico	17	0	0	9	0	7	0	1	0	0	0	17
Netherlands												
(Dutch/Holland)	18	0	0	23	0	31	11	3	0	0	0	68
Norway	19	0	0	26	0	20	2	1	0	0	0	49
Philippines	20	0	0	1	0	1	1	0	0	0	0	3
Poland	21	0	0	20	0	41	13	2	0	0	0	76
Puerto Rico	22	0	0	1	0	1	1	1	0	0	0	4
Russia (USSR)	23	0	0	14	0	11	3	2	0	0	0	30
Scotland	24	0	0	72	0	61	16	8	0	0	0	157
Spain	25	0	0	7	0	7	10	4	0	0	0	28
Sweden	26	0	0	17	0	37	8	5	0	0	0	67
Switzerland	27	0	0	10	0	8	5	1	0	0	0	24
West Indies												
(Not Specified)	28	0	0	0	0	0	0	0	0	0	0	0
Other (SPECIFY)												
[See REMARKS above]	29	0	0	16	0	8	3	2	0	0	0	29
American Indian	30	0	0	35	0	60	14	7	0	0	0	116
India	31	0	0	1	0	0	1	0	0	0	0	2
Portugal	32	0	0	1	0	2	1	0	0	0	0	4
Lithuania	33	0	0	5	0	4	0	1	0	0	0	10
Yugoslavia	34	0	0	3	0	7	3	0	0	0	0	13
Romania	35	0	0	1	0	4	3	0	0	0	0	8
Belgium	36	0	0	2	0	0	0	0	0	0	0	2
Arabic	37	0	0	2	0	0	0	0	0	0	0	2
Other Spanish	38	0	0	0	0	2	1	0	0	0	0	3
West Indies												
(Non-Spanish)	39	0	0	0	2	0	0	0	0	0	0	2
Other Asian	40	0	0	0	0	0	0	0	0	0	0	0
Other European	41	0	0	0	0	0	0	0	0	0	0	0
America	97	0	0	2	0	0	1	0	0	0	0	3
Don't know	98	0	0	0	0	1	1	51	0	0	0	53
No answer	99	0	0	14	3	34	0	3	0	0	0	54
Not applicable, second mention not married; see Q. 1175	BK	13,626	354	6,709	344	4,935	1,322	2,825	2,904	2,832	2,817	38,668

1175A3. THIRD ETHNICITY OF SPOUSE MENTIONED

[VAR: SPETH3]

RESPONSE	PUNCH	YEAR								COL. 4993-4994		ALL
		1972-82	1982B	1983-87	1987B	1988-91	1993	1994	1996	1998	2000	
Africa	01	0	0	0	0	1	0	0	0	0	0	1
Austria	02	0	0	2	0	2	0	0	0	0	0	4
Canada (French)	03	0	0	1	0	3	0	0	0	0	0	4
Canada (Other)	04	0	0	1	0	2	0	0	0	0	0	3
China	05	0	0	0	0	0	0	0	0	0	0	0
Czechoslovakia	06	0	0	4	0	6	0	0	0	0	0	10
Denmark	07	0	0	2	0	3	1	0	0	0	0	6
England and Wales	08	0	0	36	0	39	5	2	0	0	0	82
Finland	09	0	0	0	0	0	0	0	0	0	0	0
France	10	0	0	9	0	15	6	0	0	0	0	30
Germany	11	0	0	28	0	37	14	4	0	0	0	83
Greece	12	0	0	0	0	0	0	0	0	0	0	0
Hungary	13	0	0	2	0	0	1	0	0	0	0	3
Ireland	14	0	0	25	0	30	9	4	0	0	0	68
Italy	15	0	0	8	0	3	3	0	0	0	0	14
Japan	16	0	0	0	0	1	0	0	0	0	0	1
Mexico	17	0	0	0	0	3	0	1	0	0	0	4
Netherlands												
(Dutch/Holland)	18	0	0	11	0	9	3	2	0	0	0	25
Norway	19	0	0	5	0	2	0	1	0	0	0	8
Philippines	20	0	0	0	0	0	1	0	0	0	0	1
Poland	21	0	0	2	0	5	0	1	0	0	0	8
Puerto Rico	22	0	0	0	0	1	0	0	0	0	0	1
Russia (USSR)	23	0	0	1	0	2	0	0	0	0	0	3
Scotland	24	0	0	13	0	22	4	3	0	0	0	42
Spain	25	0	0	1	0	4	0	0	0	0	0	5
Sweden	26	0	0	7	0	5	0	0	0	0	0	12
Switzerland	27	0	0	5	0	2	0	0	0	0	0	7
West Indies												
(Not Specified)	28	0	0	0	0	0	0	0	0	0	0	0
Other (SPECIFY)												
[See REMARKS above]	29	0	0	1	0	3	0	1	0	0	0	5
American Indian	30	0	0	16	0	19	9	3	0	0	0	47
India	31	0	0	2	0	1	0	0	0	0	0	3
Portugal	32	0	0	0	0	0	0	0	0	0	0	0
Lithuania	33	0	0	1	0	0	0	0	0	0	0	1
Yugoslavia	34	0	0	1	0	0	0	0	0	0	0	1
Romania	35	0	0	0	0	1	0	0	0	0	0	1
Belgium	36	0	0	1	0	0	0	0	0	0	0	1
Arabic	37	0	0	0	0	0	0	0	0	0	0	0
Other Spanish	38	0	0	0	0	0	0	0	0	0	0	0
West Indies												
(Non-Spanish)	39	0	0	0	0	0	0	0	0	0	0	0
Other Asian	40	0	0	0	0	0	0	0	0	0	0	0
Other European	41	0	0	0	0	0	0	0	0	0	0	0
America	97	0	0	2	0	1	0	0	0	0	0	3
Don't know	98	0	0	0	0	0	1	50	0	0	0	51
No answer	99	0	0	14	3	34	2	3	0	0	0	56
Not applicable, No third mention, Not married; see Q. 1175	BK	13,626	354	7,341	350	5,651	1,547	2,917	2,904	2,832	2,817	40,339

REMARKS: Question was recoded so that the summary ethnicity of the spouse appears in 1175A, whether obtained in Q. 1175 or Q. 1175A. See Appendix D: Recodes, for details. Content of Punch 29 (Other SPECIFY) available from NORC. See Appendix N for changes across surveys. See Appendix T, GSS Methodological Reports Nos. 6, 12, 18, and 35. Codes 40 and 41 were used starting 1994.

1176. [RECODE OF Q.1175A]

[VAR: SPETHNUM]

RESPONSE	PUNCH	YEAR								COL. 4995		
		1972-82	1982B	1983-87	1987B	1988-91	1993	1994	1996	1998	2000	ALL
Names one country	1	0	0	1,293	70	1,715	435	222	0	0	0	3,735
Names two or more countries, chooses one	2	0	0	633	3	705	222	100	0	0	0	1,663
Names two or more countries, can't choose	3	0	0	184	3	223	54	10	0	0	0	474
Can't name any country	4	0	0	372	36	473	132	56	0	0	0	1,069
No information	5	0	0	16	3	50	16	13	0	0	0	98
Not applicable	BK	13,626	354	5,044	238	2,741	747	2,591	2,904	2,832	2,817	33,894

REMARKS: See Appendix D: Recodes. See Appendix T, GSS Methodological Reports Nos. 6, 12, 18, and 35.

1177. A. CODE WITHOUT ASKING FOR ALL RESPONDENTS EVEN IF UNCERTAIN.

[VAR: RACESEE]

RESPONSE	PUNCH	YEAR								COL. 4996-4997		
		1972-82	1982B	1983-87	1987B	1988-91	1993	1994	1996	1998	2000	ALL
White	1	0	0	0	0	0	0	0	1,185	0	2,238	3,423
Black	2	0	0	0	0	0	0	0	203	0	432	635
Other (SPECIFY)	3	0	0	0	0	0	0	0	66	0	13	79
Hispanic	4	0	0	0	0	0	0	0	0	0	36	36
Mixed black and white	5	0	0	0	0	0	0	0	0	0	3	3
Spanish	6	0	0	0	0	0	0	0	0	0	8	8
Filipino	7	0	0	0	0	0	0	0	0	0	8	8
American Indian	8	0	0	0	0	0	0	0	0	0	13	13
Asian	9	0	0	0	0	0	0	0	0	0	42	42
Yellow	10	0	0	0	0	0	0	0	0	0	1	1
Mexican	11	0	0	0	0	0	0	0	0	0	5	5
Brown	12	0	0	0	0	0	0	0	0	0	1	1
Latino/a	13	0	0	0	0	0	0	0	0	0	2	2
Middle Eastern	14	0	0	0	0	0	0	0	0	0	1	1
Puerto Rican	15	0	0	0	0	0	0	0	0	0	1	1
Indian	16	0	0	0	0	0	0	0	0	0	7	7
Alaska Native	17	0	0	0	0	0	0	0	0	0	1	1
Pacific Islander	18	0	0	0	0	0	0	0	0	0	1	1
Cuban	19	0	0	0	0	0	0	0	0	0	1	1
Japanese	20	0	0	0	0	0	0	0	0	0	1	1
Oriental	21	0	0	0	0	0	0	0	0	0	1	1
Trinidad	22	0	0	0	0	0	0	0	0	0	1	1
No answer	89	0	0	0	0	0	0	0	6	0	0	6
Don't know	98	0	0	0	0	0	0	0	0	0	0	0
Not applicable	BK	13,626	354	7,542	353	5,907	1,606	2,992	1,444	2,832	0	36,656

B. FOR THE RACIAL CLASSIFICATION YOU JUST ASSIGNED IN "A" INDICATE HOW SURE YOU WERE OF RESPONDENT'S RACE.

[VAR: RACEDBTF]

RESPONSE	PUNCH	YEAR								COL. 4998		
		1972-82	1982B	1983-87	1987B	1988-91	1993	1994	1996	1998	2000	ALL
No doubt in my mind	1	0	0	0	0	0	0	0	1,334	0	2,543	3,877
Some doubt, but pretty sure	2	0	0	0	0	0	0	0	58	0	127	185
A lot of doubt, pretty unsure	3	0	0	0	0	0	0	0	1	0	8	9
Completely unsure	4	0	0	0	0	0	0	0	10	0	9	19
Don't know	8	0	0	0	0	0	0	0	0	0	0	0
No answer	9	0	0	0	0	0	0	0	57	0	130	57
Not applicable	BK	13,626	354	7,542	353	5,907	1,606	2,992	1,444	2,832	0	36,656

C. What race do you consider yourself? RECORD VERBATIM AND CODE.

[VAR: RACESELF]

RESPONSE	PUNCH	YEAR								COL. 4999		
		1972-82	1982B	1983-87	1987B	1988-91	1993	1994	1996	1998	2000	ALL
White	1	0	0	0	0	0	0	0	1,139	0	1,072	2,211
Black	2	0	0	0	0	0	0	0	200	0	212	412
Other	3	0	0	0	0	0	0	0	117	0	135	252
Don't know	8	0	0	0	0	0	0	0	1	0	0	1
No answer	9	0	0	0	0	0	0	0	3	0	0	3
Not applicable	BK	13,626	354	7,542	353	5,907	1,606	2,992	1,444	2,832	1,398	38,054

REMARKS: In 1996, RACESEE contained only three response options: white, black, and other (specify). Those not fitting into the first two categories were recorded verbatim and included in alphanumeric format. Don't Know was punch code 8, and No Answer was punch code 9. In 2000, verbatim responses were included as codes, Don't Know was recoded to 98, and No Answer was recoded to 99.

1178. Are you Spanish, Hispanic, or Latino/Latina? Which group are you from?

[VAR: HISPANIC]

HAND
CARD HG

RESPONSE	PUNCH	YEAR								COL. 5000-5001		
		1972-82	1982B	1983-87	1987B	1988-91	1993	1994	1996	1998	2000	ALL
Not Hispanic	1	0	0	0	0	0	0	0	0	0	2,604	2,604
Mexican, Mexican American, Chicano/Chicana	2	0	0	0	0	0	0	0	0	0	110	110
Puerto Rican	3	0	0	0	0	0	0	0	0	0	44	44
Cuban	4	0	0	0	0	0	0	0	0	0	6	6
Salvadorian	5	0	0	0	0	0	0	0	0	0	6	6
Guatemalan	6	0	0	0	0	0	0	0	0	0	1	1
Panamanian	7	0	0	0	0	0	0	0	0	0	2	2
Central American	10	0	0	0	0	0	0	0	0	0	1	1
Dominican	15	0	0	0	0	0	0	0	0	0	6	6
Peruvian	20	0	0	0	0	0	0	0	0	0	4	4
Ecuadorian	21	0	0	0	0	0	0	0	0	0	2	2
Colombian	22	0	0	0	0	0	0	0	0	0	4	4
Venezuelan	23	0	0	0	0	0	0	0	0	0	1	1
Spanish	30	0	0	0	0	0	0	0	0	0	9	9
Basque	31	0	0	0	0	0	0	0	0	0	1	1
Filipino/a	35	0	0	0	0	0	0	0	0	0	2	2
Latin American	40	0	0	0	0	0	0	0	0	0	1	1
South American	41	0	0	0	0	0	0	0	0	0	2	2
Latin	45	0	0	0	0	0	0	0	0	0	2	2
Latino/a	46	0	0	0	0	0	0	0	0	0	3	3
Other, not specified	50	0	0	0	0	0	0	0	0	0	5	5
Don't know	98	0	0	0	0	0	0	0	0	0	1	1
No answer	99	0	0	0	0	0	0	0	0	0	0	0
Not applicable	BK	13,626	354	7,542	353	5,907	1,606	2,992	2,904	2,832	0	38,116

REMARKS: The two questions above were asked sequentially of the respondent. Hand Card HG was given to Latino respondents and had response options 2-4 plus "Other Hispanic, specify." See Recodes, Appendix D.

**IF RACE CODED IN Q.1177A DISAGREES WITH Q.1177C, ANSWER Q.1179A-Q.1180C.
IF RACE CODED IN Q.1177A AND Q.1177C AGREE, SKIP TO Q. 1181.**

1179. What is your race? Indicate one or more races that you consider yourself to be.

HAND
CARD HH

A. First mention

[VAR: RACECEN1]

RESPONSE	PUNCH	YEAR							COL. 5002-5003			
		1972-82	1982B	1983-87	1987B	1988-91	1993	1994	1996	1998	2000	ALL
White	1	0	0	0	0	0	0	0	0	0	1,093	1,093
Black or African American	2	0	0	0	0	0	0	0	0	0	201	201
American Indian or Alaska Native [SPECIFY]	3	0	0	0	0	0	0	0	0	0	16	16
Asian Indian	4	0	0	0	0	0	0	0	0	0	3	3
Chinese	5	0	0	0	0	0	0	0	0	0	5	5
Filipino	6	0	0	0	0	0	0	0	0	0	12	12
Japanese	7	0	0	0	0	0	0	0	0	0	2	2
Korean	8	0	0	0	0	0	0	0	0	0	0	0
Vietnamese	9	0	0	0	0	0	0	0	0	0	3	3
Other Asian [SPECIFY]	10	0	0	0	0	0	0	0	0	0	7	7
Native Hawaiian	11	0	0	0	0	0	0	0	0	0	0	0
Guamanian or Chamorro	12	0	0	0	0	0	0	0	0	0	0	0
Samoa	13	0	0	0	0	0	0	0	0	0	1	1
Other Pacific Islander [SPECIFY]	14	0	0	0	0	0	0	0	0	0	1	1
Some other race [SPECIFY]	15	0	0	0	0	0	0	0	0	0	13	13
Hispanic	16	0	0	0	0	0	0	0	0	0	41	41
Don't Know	98	0	0	0	0	0	0	0	0	0	0	0
No answer	99	0	0	0	0	0	0	0	0	0	0	0
Not applicable	BK	13,626	354	7,542	353	5,907	1,606	2,992	2,904	2,832	1,419	39,535

B. Second mention

[VAR: RACECEN2]

RESPONSE	PUNCH	YEAR							COL. 5004-5005			
		1972-82	1982B	1983-87	1987B	1988-91	1993	1994	1996	1998	2000	ALL
White	1	0	0	0	0	0	0	0	0	0	8	8
Black or African American	2	0	0	0	0	0	0	0	0	0	2	2
American Indian or Alaska Native [SPECIFY]	3	0	0	0	0	0	0	0	0	0	40	40
Asian Indian	4	0	0	0	0	0	0	0	0	0	0	0
Chinese	5	0	0	0	0	0	0	0	0	0	2	2
Filipino	6	0	0	0	0	0	0	0	0	0	2	2
Japanese	7	0	0	0	0	0	0	0	0	0	1	1
Korean	8	0	0	0	0	0	0	0	0	0	0	0
Vietnamese	9	0	0	0	0	0	0	0	0	0	0	0
Other Asian [SPECIFY]	10	0	0	0	0	0	0	0	0	0	0	0
Native Hawaiian	11	0	0	0	0	0	0	0	0	0	0	0
Guamanian or Chamorro	12	0	0	0	0	0	0	0	0	0	0	0
Samoa	13	0	0	0	0	0	0	0	0	0	0	0
Other Pacific Islander [SPECIFY]	14	0	0	0	0	0	0	0	0	0	1	1
Some other race [SPECIFY]	15	0	0	0	0	0	0	0	0	0	1	0
Hispanic	16	0	0	0	0	0	0	0	0	0	15	15
Don't Know	98	0	0	0	0	0	0	0	0	0	0	0
No answer	99	0	0	0	0	0	0	0	0	0	0	0
Not applicable	BK	13,626	354	7,542	353	5,907	1,606	2,992	2,904	2,832	2,745	40,861

C. Third mention

[VAR: RACECEN3]

RESPONSE	PUNCH	YEAR								COL. 5006-5007		
		1972-82	1982B	1983-87	1987B	1988-91	1993	1994	1996	1998	2000	ALL
White	1	0	0	0	0	0	0	0	0	0	0	0
Black or African American	2	0	0	0	0	0	0	0	0	0	1	1
American Indian or Alaska Native [SPECIFY]	3	0	0	0	0	0	0	0	0	0	0	0
Asian Indian	4	0	0	0	0	0	0	0	0	0	0	0
Chinese	5	0	0	0	0	0	0	0	0	0	1	1
Filipino	6	0	0	0	0	0	0	0	0	0	0	0
Japanese	7	0	0	0	0	0	0	0	0	0	0	0
Korean	8	0	0	0	0	0	0	0	0	0	0	0
Vietnamese	9	0	0	0	0	0	0	0	0	0	0	0
Other Asian [SPECIFY]	10	0	0	0	0	0	0	0	0	0	0	0
Native Hawaiian	11	0	0	0	0	0	0	0	0	0	0	0
Guamanian or Chamorro	12	0	0	0	0	0	0	0	0	0	0	0
Samoan	13	0	0	0	0	0	0	0	0	0	0	0
Other Pacific Islander [SPECIFY]	14	0	0	0	0	0	0	0	0	0	0	0
Some other race [SPECIFY]	15	0	0	0	0	0	0	0	0	0	0	0
Hispanic	16	0	0	0	0	0	0	0	0	0	0	0
Don't Know	98	0	0	0	0	0	0	0	0	0	0	0
No answer	99	0	0	0	0	0	0	0	0	0	0	0
Not applicable	BK	13,626	354	7,542	353	5,907	1,606	2,992	2,904	2,832	2,815	40,931

REMARKS: Hand card HH contained response options 1-15 and prompts for options 3,10,14, and 15.

1180 A. WHY DO YOU THINK YOUR RACIAL CLASSIFICATION OF THE RESPONDENT IN "A" DIFFERED FROM THE RESPONDENT'S SELF-CLASSIFICATION IN "C"?

1. First reason

[VAR: DIFRACE1]

RESPONSE	PUNCH	YEAR								COL. 5008-5009		
		1972-82	1982B	1983-87	1987B	1988-91	1993	1994	1996	1998	2000	ALL
R. being frivolous	1	0	0	0	0	0	0	0	1	0	0	1
R. mentions ethnicity, His- panic, rather than White	2	0	0	0	0	0	0	0	15	0	0	15
R. mentions ethnicity, His- panic, rather than Black	3	0	0	0	0	0	0	0	3	0	0	3
Chosen race doesn't match physical characteristics	4	0	0	0	0	0	0	0	4	0	0	4
Mixed race (e.g. "half Indian/ half White")	5	0	0	0	0	0	0	0	5	0	0	5
Respondent rejects racial categories; human race	6	0	0	0	0	0	0	0	7	0	0	7
Respondent rejects Black because "I consider I'm Negro which is Brown"	7	0	0	0	0	0	0	0	1	0	0	1
Inter-marriage (current, not parents)	8	0	0	0	0	0	0	0	2	0	0	2
Coded as Hispanic by Interviewer, White or Black picked by Respondent	9	0	0	0	0	0	0	0	1	0	0	1
"Doesn't matter what is on the outside - what is inside is important"	10	0	0	0	0	0	0	0	0	0	0	0
R. identifies with race, not biologically a member of that race	11	0	0	0	0	0	0	0	0	0	0	0
Other Hispanic complications	12	0	0	0	0	0	0	0	0	0	0	0
Don't know	98	0	0	0	0	0	0	0	0	0	0	0
No answer	99	0	0	0	0	0	0	0	0	0	0	0
Not applicable (Punches match for Cols. 4997 and 4999)	BK	13,626	354	7,542	353	5,907	1,606	2,992	2,865	2,832	2,817	40,894

2. Second reason

[VAR: DIFRACE2]

RESPONSE	PUNCH	YEAR										
		1972-82	1982B	1983-87	1987B	1988-91	1993	1994	1996	1998	2000	ALL
R. being frivolous	1	0	0	0	0	0	0	0	0	0	0	0
R. mentions ethnicity, His-panic, rather than White	2	0	0	0	0	0	0	0	0	0	0	0
R. mentions ethnicity, His-panic, rather than Black	3	0	0	0	0	0	0	0	0	0	0	0
Chosen race doesn't match physical characteristics	4	0	0	0	0	0	0	0	3	0	0	3
Mixed race (e.g. "half Indian/half White")	5	0	0	0	0	0	0	0	3	0	0	3
Respondent rejects racial categories; human race	6	0	0	0	0	0	0	0	0	0	0	0
Respondent rejects Black because "I consider I'm Negro which is Brown"	7	0	0	0	0	0	0	0	0	0	0	0
Inter-marriage (current, not parents)	8	0	0	0	0	0	0	0	0	0	0	0
Coded as Hispanic by Interviewer, White or Black picked by Respondent	9	0	0	0	0	0	0	0	0	0	0	0
"Doesn't matter what is on the outside - what is inside is important"	10	0	0	0	0	0	0	0	1	0	0	1
R. identifies with race, not biologically a member of that race	11	0	0	0	0	0	0	0	0	0	0	0
Other Hispanic complications	12	0	0	0	0	0	0	0	0	0	0	0
Don't know	98	0	0	0	0	0	0	0	0	0	0	0
No answer	99	0	0	0	0	0	0	0	0	0	0	0
Not applicable (Punches match for Cols. 4997 and 4999)	BK	13,626	354	7,542	353	5,907	1,606	2,992	2865	2,832	2,817	40,926

3. Third reason

[VAR: DIFRACE3]

RESPONSE	PUNCH	YEAR										COL. 5012-5013
		1972-82	1982B	1983-87	1987B	1988-91	1993	1994	1996	1998	2000	ALL
R. being frivolous	1	0	0	0	0	0	0	0	0	0	0	0
R. mentions ethnicity, His- panic, rather than White) .	2	0	0	0	0	0	0	0	0	0	0	0
R. mentions ethnicity, His- panic, rather than Black) .	3	0	0	0	0	0	0	0	0	0	0	0
Chosen race doesn't match physical characteristics .	4	0	0	0	0	0	0	0	0	0	0	0
Mixed race (e.g. "half Indian/ half White")	5	0	0	0	0	0	0	0	0	0	0	0
Respondent rejects racial categories; human race . .	6	0	0	0	0	0	0	0	0	0	0	0
Respondent rejects Black because "I consider I'm Negro which is Brown"	7	0	0	0	0	0	0	0	0	0	0	0
Inter-marriage (current, not parents)	8	0	0	0	0	0	0	0	0	0	0	0
Coded as Hispanic by Interviewer, White or Black picked by Respondent	9	0	0	0	0	0	0	0	0	0	0	0
"Doesn't matter what is on the outside - what is inside is important"	10	0	0	0	0	0	0	0	0	0	0	0
R. identifies with race, not biologically a member of that race	11	0	0	0	0	0	0	0	0	0	0	0
Other Hispanic complications	12	0	0	0	0	0	0	0	1	0	0	1
Don't know	98	0	0	0	0	0	0	0	0	0	0	0
No answer	99	0	0	0	0	0	0	0	0	0	0	0
Not applicable (Punches match for Cols. 4997 and 4999)	BK	13,626	354	7,542	353	5,907	1,606	2,992	2865	2,832	2,817	40,933

REMARKS: Interviewer coded.

1181. Have you ever been on active duty for military training or service for two consecutive months or more?

IF YES: What was your total time on active duty?

[VAR: VETYEARS]

RESPONSE	PUNCH	YEAR								COL. 5014		
		1972-82	1982B	1983-87	1987B	1988-91	1993	1994	1996	1998	2000	ALL
No active duty	0	5,942	298	3,742	0	3,260	856	425	0	0	0	14,523
Yes, less than 2 years	1	338	6	176	0	142	40	17	0	0	0	719
Yes, 2-4 years	2	914	31	492	0	352	84	37	0	0	0	1,910
Yes, more than 4 years	3	320	13	162	0	151	42	26	0	0	0	714
Some, don't know how long	4	5	0	0	0	0	0	0	0	0	0	5
No answer	9	23	6	34	0	41	58	2	0	0	0	164
Not applicable	BK	6,084	0	2,936	353	1,961	526	2,485	2,904	2,832	2,817	22,898

1181 A. In what branch of the service was that?

[VAR: VETKIND]

RESPONSE	PUNCH	YEAR								COL. 5015		
		1972-82	1982B	1983-87	1987B	1988-91	1993	1994	1996	1998	2000	ALL
Air Force Guard	1	4	1	1	0	0	0	0	0	0	0	6
Air Force (incl. reserve)	2	231	9	91	0	0	0	0	0	0	0	331
Navy (incl. reserve)	3	306	8	118	0	0	0	0	0	0	0	432
Army (incl. reserve)	4	874	26	255	0	0	0	0	0	0	0	1,155
National Guard	5	42	1	10	0	0	0	0	0	0	0	53
US Marine Corps (incl. reserve)	6	80	6	48	0	0	0	0	0	0	0	134
Coast Guard (incl. reserve)	7	17	0	7	0	0	0	0	0	0	0	24
Public Health	8	1	0	0	0	0	0	0	0	0	0	1
More than one	0	18	0	7	0	0	0	0	0	0	0	25
No answer	9	27	5	29	0	0	0	0	0	0	0	61
Not applicable (Punch 0 in Col. 5014)	BK	12,026	298	6,976	353	5,907	1,606	2,992	2,904	2,832	2,817	38,711

IF CURRENTLY WORKING FULL TIME, ASK Qs. 1182 AND 1183.

1182. What days of the week do you normally work? CODE ALL THAT APPLY.

[VAR: WORKDY]

RESPONSE	PUNCH	YEAR								COL. 5016		
		1972-82	1982B	1983-87	1987B	1988-91	1993	1994	1996	1998	2000	ALL
Works Monday through Friday	1	506	0	0	0	0	0	0	0	0	0	506
Works some Mondays-- Friday and Saturday	2	106	0	0	0	0	0	0	0	0	0	106
Works some Mondays-- Friday and Sunday	3	12	0	0	0	0	0	0	0	0	0	12
Works Saturday and Sunday plus some Monday through Friday	4	49	0	0	0	0	0	0	0	0	0	49
No set schedule	5	64	0	0	0	0	0	0	0	0	0	64
Don't know	9	13	0	0	0	0	0	0	0	0	0	13
Not applicable (Punches 2-8, in Col. 9)	BK	12,876	354	7,542	353	5,907	1,606	2,992	2,904	2,832	2,817	40,183

REMARKS: See Appendix D: Recodes, for details on original question wording.

1183. What hours do you usually work--days, evenings, or nights? CIRCLE ONE CODE.

[VAR: WORKHR]

RESPONSE	PUNCH	YEAR								COL.	5017	
		1972-82	1982B	1983-87	1987B	1988-91	1993	1994	1996	1998	2000	ALL
Days (Between 8 A.M. and 6 PM)	1	557	0	0	0	0	0	0	0	0	0	557
Evenings (Between 6 PM and midnight)	2	24	0	0	0	0	0	0	0	0	0	24
Nights (Between midnight and 8 AM)	3	23	0	0	0	0	0	0	0	0	0	23
No set schedule, varies	4	87	0	0	0	0	0	0	0	0	0	87
Other (SPECIFY) [See REMARKS below]	5	54	0	0	0	0	0	0	0	0	0	54
No answer	9	5	0	0	0	0	0	0	0	0	0	5
Not applicable (Punches 2-8 in Col. 9)	BK	12,876	354	7,542	353	5,907	1,606	2,992	2,904	2,832	2,817	40,183

REMARKS: Contents of Punch 5 available from NORC.

IF SPOUSE CURRENTLY WORKING FULL TIME, ASK Qs. 1184 AND 1185.

1184. What days of the week does (SPOUSE) normally work? CODE ALL THAT APPLY.

[VAR: SPDAYS]

RESPONSE	PUNCH	YEAR								COL.	5018	
		1972-82	1982B	1983-87	1987B	1988-91	1993	1994	1996	1998	2000	ALL
Works Monday through Friday	1	345	0	0	0	0	0	0	0	0	0	345
Works some Mondays-- Friday and Saturday	2	116	0	0	0	0	0	0	0	0	0	116
Works some Mondays-- Friday and Sunday	3	7	0	0	0	0	0	0	0	0	0	7
Works Saturday and Sunday plus some Monday through Friday	4	45	0	0	0	0	0	0	0	0	0	45
No set schedule	5	52	0	0	0	0	0	0	0	0	0	52
Don't know	9	4	0	0	0	0	0	0	0	0	0	4
Not applicable (Punches 2-8, BK in Col. 40)	BK	13,057	354	7,542	353	5,907	1,606	2,992	2,904	2,832	2,817	40,364

REMARKS: See Appendix D: Recodes, for details on original question wording.

1185. What hours does (he/she) usually work--days, evenings, or nights? CIRCLE ONE CODE.

[VAR: SPHOUR]

RESPONSE	PUNCH	YEAR								COL.	5019	
		1972-82	1982B	1983-87	1987B	1988-91	1993	1994	1996	1998	2000	ALL
Days between 8 A.M. and 6 PM)	1	420	0	0	0	0	0	0	0	0	0	420
Evenings (Between 6 PM and midnight)	2	20	0	0	0	0	0	0	0	0	0	20
Nights (Between midnight and 8 AM)	3	11	0	0	0	0	0	0	0	0	0	11
No set schedule, varies	4	75	0	0	0	0	0	0	0	0	0	75
Other (SPECIFY) [See REMARKS below]	5	38	0	0	0	0	0	0	0	0	0	38
No answer	9	5	0	0	0	0	0	0	0	0	0	5
Not applicable (Punches 2-8, BK in Col. 40)	BK	13,057	354	7,542	353	5,907	1,606	2,992	2,904	2,832	2,817	40,364

REMARKS: Contents of Punch 5 available from NORC.

1186. DWELLING TYPE

[VAR: DWELLING]

RESPONSE	PUNCH	YEAR										COL. 5020-5021
		1972-82	1982B	1983-87	1987B	1988-91	1993	1994	1996	1998	2000	ALL
Trailer	01	111	9	473	4	409	108	195	218	173	193	1,893
Detached single family house	02	960	195	4,831	180	3,686	1,043	1,790	1,700	1,609	1,574	17,568
2-family house, 2 units side-by-side	03	69	19	248	23	203	45	113	100	111	98	1,029
2-family house, 2 units one above the other	04	52	21	243	8	190	37	86	77	66	72	852
Detached 3-4 family house	05	33	3	148	3	135	31	56	54	55	71	589
Row house (3 or more units in an attached row)	06	71	25	334	25	242	78	159	153	139	167	1,393
Apartment house (5 or more units, 3 stories or less)	07	138	59	792	71	638	189	362	0361	451	384	3,445
Apartment house (5 or more units, 4 stories or more)	08	52	7	240	34	207	57	150	155	158	169	1,229
Apartment in a partly commercial structure	09	8	0	67	1	35	4	16	14	18	8	171
Other (SPECIFY)	10	2	9	86	4	80	13	19	30	26	20	289
Don't know	98	0	0	0	0	2	0	31	12	4	4	53
No answer	99	10	7	80	0	80	1	15	30	22	57	302
Not applicable	BK	12,120	0	0	0	0	0	0	0	0	0	12,120

REMARKS: Contents of Punch 10 available from NORC. Interviewer coded.

1187A. Compared to houses/apartments in the neighborhood, would you say the house/ apartment was . . .

[VAR: DWELNGH]

RESPONSE	PUNCH	YEAR										COL. 5022
		1972-82	1982B	1983-87	1987B	1988-91	1993	1994	1996	1998	2000	ALL
Far above average	1	34	6	49	0	0	0	0	0	0	0	89
Above average	2	213	47	458	0	0	0	0	0	0	0	718
Average	3	1,010	237	2,167	0	0	0	0	0	0	0	3,414
Below average	4	174	45	305	0	0	0	0	0	0	0	524
Far below average	5	25	9	39	0	0	0	0	0	0	0	73
No answer	9	50	10	54	0	0	0	0	0	0	0	114
Not applicable	BK	12,120	0	4,470	353	5,907	1,606	2,992	2,904	2,832	2,817	36,001

REMARKS: Interviewer coded.

1187B. Compared to houses/apartments in the city/town/county, would you say the house was . . .

[VAR: DWELCITY]

RESPONSE	PUNCH	YEAR										COL. 5023
		1972-82	1982B	1983-87	1987B	1988-91	1993	1994	1996	1998	2000	ALL
Far above average	1	33	4	77	0	0	0	0	0	0	0	114
Above average	2	277	41	584	0	0	0	0	0	0	0	902
Average	3	776	206	1,682	0	0	0	0	0	0	0	2,664
Below average	4	312	70	573	0	0	0	0	0	0	0	955
Far below average	5	50	22	82	0	0	0	0	0	0	0	154
No answer	9	58	11	74	0	0	0	0	0	0	0	143
Not applicable	BK	12,120	0	4,470	353	5,907	1,606	2,992	2,904	2,832	2,817	36,001

REMARKS: Interviewer coded.

1188. (Do you/Does your family) own your (home/apartment), pay rent, or what?

[VAR: DWELOWN]

RESPONSE	PUNCH	YEAR					COL. 5024					
		1972-82	1982B	1983-87	1987B	1988-91	1993	1994	1996	1998	2000	ALL
Own or is buying	1	0	0	2,826	144	2,436	710	1,222	1,165	1,159	1,101	10,763
Pays rent	2	0	0	1,515	200	1,270	337	673	679	666	686	6,026
Other (SPECIFY)	3	0	0	84	5	87	29	49	50	40	19	363
Don't know	8	0	0	1	1	0	0	0	0	1	2	5
No answer	9	0	0	44	3	148	4	33	66	5	63	366
Not applicable	BK	13,626	354	3,072	0	1,966	526	1,015	944	961	946	23,410

1189. We would like to know something about how people go about guessing words they do not know. On this card are listed some words--you may know some of them, and you may not know quite a few of them.

On each line the first word is in capital letters -- like BEAST. Then there are five other words. Tell me the number of the word that comes closest to the meaning of the word in capital letters. For example, if the word in capital letters is BEAST, you would say "4" since "animal" come closer to BEAST than any of the other words. If you wish, I will read the words to you. These words are difficult for almost everyone -- just give me your best guess if you are not sure of the answer.

CIRCLE ONE CODE NUMBER FOR EACH ITEM BELOW.

HAND
CARD HI

EXAMPLE					
BEAST	1. afraid	2. words	3. large	4. animal	5. separate

A. Word A

[VAR: WORDA]

RESPONSE	PUNCH	YEAR					COL. 5025					
		1972-82	1982B	1983-87	1987B	1988-91	1993	1994	1996	1998	2000	ALL
Incorrect answer	0	998	74	487	63	625	172	243	266	158	157	3,243
Correct answer	1	4,654	229	2,222	226	2,976	809	1,563	1,562	1,115	1,125	16,481
No answer	9	369	51	230	64	345	99	171	132	114	137	1712
Not applicable	BK	7,605	0	4,603	0	1,961	526	1,015	944	1,445	1,398	19,497

B. Word B

[VAR: WORDB]

RESPONSE	PUNCH	YEAR					COL. 5026					
		1972-82	1982B	1983-87	1987B	1988-91	1993	1994	1996	1998	2000	ALL
Incorrect answer	0	291	40	150	38	215	56	69	93	57	69	1,078
Correct answer	1	5,372	258	2,549	246	3,375	926	1,737	1,717	1,213	1,195	18,588
No answer	9	358	56	240	69	356	98	171	150	117	155	1,770
Not applicable	BK	7,605	0	4,603	0	1,961	526	1,015	944	1,445	1,398	19,497

C. Word C

[VAR: WORDC]

RESPONSE	PUNCH	YEAR					COL. 5027					
		1972-82	1982B	1983-87	1987B	1988-91	1993	1994	1996	1998	2000	ALL
Incorrect answer	0	3,286	176	1,548	174	1,908	574	1,015	1,001	700	652	11,034
Correct answer	1	1,316	47	659	40	842	213	422	388	266	299	4,492
No answer	9	1,419	131	732	139	1,196	293	540	571	421	468	5,910
Not applicable	BK	7,605	0	4,603	0	1,961	526	1,015	944	1,445	1,398	19,497

D. Word D

[VAR: WORDD]

RESPONSE	PUNCH	YEAR										COL. 5028
		1972-82	1982B	1983-87	1987B	1988-91	1993	1994	1996	1998	2000	ALL
Incorrect answer	0	347	48	144	44	181	57	71	81	40	69	1,082
Correct answer	1	5,323	243	2,567	228	3,425	941	1,747	1,753	1,229	1,211	18,667
No answer	9	351	63	228	81	340	82	159	126	118	139	1,687
Not applicable	BK	7,605	0	4,603	0	1,961	526	1,015	944	1,445	1,398	19,497

E. Word E

[VAR: WORDE]

RESPONSE	PUNCH	YEAR										COL. 5029
		1972-82	1982B	1983-87	1987B	1988-91	1993	1994	1996	1998	2000	ALL
Incorrect answer	0	1,380	85	606	78	704	184	300	319	200	222	4,078
Correct answer	1	3,876	189	1,956	184	2,690	773	1,431	1,429	1,012	989	14,529
No answer	9	765	80	377	91	552	123	246	212	175	208	2,829
Not applicable	BK	7,605	0	4,603	0	1,961	526	1,015	944	1,445	1,398	19,497

F. Word F

[VAR: WORDF]

RESPONSE	PUNCH	YEAR										COL. 5030
		1972-82	1982B	1983-87	1987B	1988-91	1993	1994	1996	1998	2000	ALL
Incorrect answer	0	1,000	99	496	99	569	157	278	283	174	187	3,342
Correct answer	1	4,476	174	2,125	154	2,886	797	1,449	1,452	1,047	1,024	15,584
No answer	9	545	81	318	100	491	126	250	225	166	208	2,510
Not applicable	BK	7,605	0	4,603	0	1,961	526	1,015	944	1,445	1,398	19,497

G. Word G

[VAR: WORDG]

RESPONSE	PUNCH	YEAR										COL. 5031
		1972-82	1982B	1983-87	1987B	1988-91	1993	1994	1996	1998	2000	ALL
Incorrect answer	0	3,234	191	1,555	183	1,999	583	1,032	1,045	746	676	11,244
Correct answer	1	2,006	60	948	56	1,272	341	618	609	396	437	6,743
No answer	9	781	103	436	114	675	156	327	306	245	306	3,449
Not applicable	BK	7,605	0	4,603	0	1,961	526	1,015	944	1,445	1,398	19,497

H. Word H

[VAR: WORDH]

RESPONSE	PUNCH	YEAR										COL. 5032
		1972-82	1982B	1983-87	1987B	1988-91	1993	1994	1996	1998	2000	ALL
Incorrect answer	0	2,880	174	1,420	167	1,691	528	912	876	577	555	9,780
Correct answer	1	1,841	49	822	41	1,056	296	550	505	356	358	5,874
No answer	9	1,300	131	697	145	1,199	256	515	579	454	506	5,782
Not applicable	BK	7,605	0	4,603	0	1,961	526	1,015	944	1,445	1,398	19,497

I. Word I

[VAR: WORDI]

RESPONSE	PUNCH	YEAR										COL. 5033
		1972-82	1982B	1983-87	1987B	1988-91	1993	1994	1996	1998	2000	ALL
Incorrect answer	0	1,113	116	581	97	802	211	390	401	244	289	4,244
Correct answer	1	4,556	172	2,136	179	2,791	786	1,414	1,425	1,018	969	15,446
No answer	9	352	66	222	77	353	83	173	134	125	161	1,746
Not applicable	BK	7,605	0	4,603	0	1,961	526	1,015	944	1,445	1,398	19,497

J. Word J

[VAR: WORDJ]

RESPONSE	PUNCH	YEAR					COL. 5034					
		1972-82	1982B	1983-87	1987B	1988-91	1993	1994	1996	1998	2000	ALL
Incorrect answer	0	4,165	226	1,978	228	2,529	692	1,276	1,225	793	858	13,970
Correct answer	1	1,308	40	609	31	845	250	431	456	355	297	4,622
No answer	9	548	88	352	94	572	138	270	279	239	264	2,844
Not applicable	BK	7,605	0	4,603	0	1,961	526	1,015	944	1,445	1,398	19,497

K. Total number of correct words.

[VAR: WORDSUM]

RESPONSE	PUNCH	YEAR					COL. 5035-5036					
		1972-82	1982B	1983-87	1987B	1988-91	1993	1994	1996	1998	2000	ALL
None correct	00	40	6	41	13	35	4	7	10	8	9	173
One correct	01	109	14	56	7	76	20	26	29	18	27	382
Two correct	02	192	34	93	14	147	38	43	68	32	41	702
Three correct	03	413	41	183	47	210	59	96	103	81	74	1,307
Four correct	04	635	40	306	61	369	114	181	186	113	132	2,137
Five correct	05	958	58	428	56	593	143	309	310	212	220	3,287
Six correct	06	1,164	50	575	54	804	227	415	416	316	289	4,310
Seven correct	07	855	39	410	26	597	157	304	296	201	206	3,091
Eight correct	08	548	13	292	12	376	113	196	212	136	147	2,045
Nine correct	09	467	11	228	7	284	90	152	146	111	97	1,593
Ten correct	10	411	3	173	2	215	50	113	95	78	72	1,212
No answer	99	229	45	154	54	240	65	135	89	81	105	1,197
Not applicable	BK	7,605	0	4,603	0	1,961	526	1,015	944	1,445	1,398	19,497

REMARKS: See Appendix D: Recodes, for discussion of word test. Card HI lists Words and Choices.

1190. Here are some opinions other people have expressed about welfare. For each of the following statements, please tell me whether you strongly agree, agree, disagree, or strongly disagree with it.

Welfare . . . (READ EACH STATEMENT. CIRCLE ONE CODE FOR EACH.)

HAND
CARD HJ

A. Makes people work less than they would if there wasn't a welfare system.

[VAR: WELFARE1]

RESPONSE	PUNCH	YEAR					COL. 5037					
		1972-82	1982B	1983-87	1987B	1988-91	1993	1994	1996	1998	2000	ALL
Strongly agree	1	0	0	481	0	0	0	0	0	0	0	481
Agree	2	0	0	753	0	0	0	0	0	0	0	753
Disagree	3	0	0	191	0	0	0	0	0	0	0	191
Strongly disagree	4	0	0	27	0	0	0	0	0	0	0	27
No opinion	8	0	0	17	0	0	0	0	0	0	0	17
No answer	9	0	0	1	0	0	0	0	0	0	0	1
Not applicable	BK	13,626	354	6,072	353	5,907	1,606	2,992	2,904	2,832	2,817	39,463

B. Helps people get on their feet when facing difficult situations such as unemployment, a divorce or a death in the family.

[VAR: WELFARE2]

RESPONSE	PUNCH	YEAR										COL.	5038
		1972-82	1982B	1983-87	1987B	1988-91	1993	1994	1996	1998	2000	ALL	
Strongly agree	1	0	0	183	0	0	0	0	0	0	0	0	183
Agree	2	0	0	1,040	0	0	0	0	0	0	0	0	1,040
Disagree	3	0	0	193	0	0	0	0	0	0	0	0	193
Strongly disagree	4	0	0	42	0	0	0	0	0	0	0	0	42
No opinion	8	0	0	10	0	0	0	0	0	0	0	0	10
No answer	9	0	0	2	0	0	0	0	0	0	0	0	2
Not applicable	BK	13,626	354	6,072	353	5,907	1,606	2,992	2,904	2,832	2,817	39,463	

C. Encourage young women to have babies before marriage.

[VAR: WELFARE3]

RESPONSE	PUNCH	YEAR										COL.	5039
		1972-82	1982B	1983-87	1987B	1988-91	1993	1994	1996	1998	2000	ALL	
Strongly agree	1	0	0	305	0	0	0	0	0	0	0	0	305
Agree	2	0	0	572	0	0	0	0	0	0	0	0	572
Disagree	3	0	0	484	0	0	0	0	0	0	0	0	484
Strongly disagree	4	0	0	68	0	0	0	0	0	0	0	0	68
No opinion	8	0	0	39	0	0	0	0	0	0	0	0	39
No answer	9	0	0	2	0	0	0	0	0	0	0	0	2
Not applicable	BK	13,626	354	6,072	353	5,907	1,606	2,992	2,904	2,832	2,817	39,463	

D. Helps keep people's marriage together in times of financial problems?

[VAR: WELFARE4]

RESPONSE	PUNCH	YEAR										COL.	5040
		1972-82	1982B	1983-87	1987B	1988-91	1993	1994	1996	1998	2000	ALL	
Strongly agree	1	0	0	67	0	0	0	0	0	0	0	0	67
Agree	2	0	0	772	0	0	0	0	0	0	0	0	772
Disagree	3	0	0	491	0	0	0	0	0	0	0	0	491
Strongly disagree	4	0	0	92	0	0	0	0	0	0	0	0	92
No opinion	8	0	0	47	0	0	0	0	0	0	0	0	47
No answer	9	0	0	1	0	0	0	0	0	0	0	0	1
Not applicable	BK	13,626	354	6,072	353	5,907	1,606	2,992	2,904	2,832	2,817	39,463	

E. Helps to prevent hunger and starvation.

[VAR: WELFARE5]

RESPONSE	PUNCH	YEAR										COL.	5041
		1972-82	1982B	1983-87	1987B	1988-91	1993	1994	1996	1998	2000	ALL	
Strongly agree	1	0	0	228	0	0	0	0	0	0	0	0	228
Agree	2	0	0	1,070	0	0	0	0	0	0	0	0	1,070
Disagree	3	0	0	136	0	0	0	0	0	0	0	0	136
Strongly disagree	4	0	0	26	0	0	0	0	0	0	0	0	26
No opinion	8	0	0	7	0	0	0	0	0	0	0	0	7
No answer	9	0	0	3	0	0	0	0	0	0	0	0	3
Not applicable	BK	13,626	354	6,072	353	5,907	1,606	2,992	2,904	2,832	2,817	39,463	

F. Discourages young women who get pregnant from marrying the father of the child.

[VAR: WELFARE6]

RESPONSE	PUNCH	YEAR										COL. 5042
		1972-82	1982B	1983-87	1987B	1988-91	1993	1994	1996	1998	2000	ALL
Strongly agree	1	0	0	188	0	0	0	0	0	0	0	188
Agree	2	0	0	654	0	0	0	0	0	0	0	654
Disagree	3	0	0	509	0	0	0	0	0	0	0	509
Strongly disagree	4	0	0	49	0	0	0	0	0	0	0	49
No opinion	8	0	0	67	0	0	0	0	0	0	0	67
No answer	9	0	0	3	0	0	0	0	0	0	0	3
Not applicable	BK	13,626	354	6,072	353	5,907	1,606	2,992	2,904	2,832	2,817	39,463

REMARKS: Card HJ contained responses for punches 1-4. This question was asked as part of the 1986 Topical Module on welfare; see also Qs. 190, 216, and the Welfare Vignettes.

1191. Now I'm going to ask you about things you did during the **last seven days**. I'm only interested in what you did during the **last seven days**. From last (DAY OF WEEK) to today did you..

A. Go to see a doctor or receive medical treatment at a clinic or hospital?

[VAR: GODOC]

RESPONSE	PUNCH	YEAR										COL. 5047
		1972-82	1982B	1983-87	1987B	1988-91	1993	1994	1996	1998	2000	ALL
Yes	1	0	0	0	0	0	0	0	198	256	0	454
No	2	0	0	0	0	0	0	0	752	1,185	0	1,937
No answer	9	0	0	0	0	0	0	0	1	4	0	5
Not applicable	BK	13,626	354	7,542	353	5,907	1,606	2,992	1,953	1,387	2,817	38,537

B. Have a meal (breakfast, lunch or dinner) at a restaurant (including fast food places and take-outs)?

[VAR: EATOUT]

RESPONSE	PUNCH	YEAR										COL. 5048
		1972-82	1982B	1983-87	1987B	1988-91	1993	1994	1996	1998	2000	ALL
Yes	1	0	0	0	0	0	0	0	765	1,158	0	1,923
No	2	0	0	0	0	0	0	0	184	282	0	466
Don't know	8	0	0	0	0	0	0	0	0	1	0	1
No answer	9	0	0	0	0	0	0	0	2	4	0	6
Not applicable	BK	13,626	354	7,542	353	5,907	1,606	2,992	1,953	1,387	2,817	38,537

C. Go to a movie theater to see a film?

[VAR: SEEFILM]

RESPONSE	PUNCH	YEAR										COL. 5049
		1972-82	1982B	1983-87	1987B	1988-91	1993	1994	1996	1998	2000	ALL
Yes	1	0	0	0	0	0	0	0	131	193	0	324
No	2	0	0	0	0	0	0	0	819	1,247	0	2,066
No answer	9	0	0	0	0	0	0	0	1	5	0	6
Not applicable	BK	13,626	354	7,542	353	5,907	1,606	2,992	1,953	1,387	2,817	38,537

D. Attend religious services?

[VAR: ATTRELIG]

RESPONSE	PUNCH	YEAR										COL. 5050
		1972-82	1982B	1983-87	1987B	1988-91	1993	1994	1996	1998	2000	ALL
Yes	1	0	0	0	0	0	0	0	295	499	0	794
No (SKIP TO Q.1193B)	2	0	0	0	0	0	0	0	655	942	0	1,597
No answer	9	0	0	0	0	0	0	0	1	4	0	5
Not applicable	BK	13,626	354	7,542	353	5,907	1,606	2,992	1,953	1,387	2,817	38,537

1192. On what day or days do you attend religious services during the last seven days? (PROBE, ASK UNTIL "NO" IS GIVEN: "Did you attend religious services on any other days during the last seven days?")

[VAR: NUMDAY S]

RESPONSE	PUNCH	YEAR										COL. 5051
		1972-82	1982B	1983-87	1987B	1988-91	1993	1994	1996	1998	2000	ALL
0 days	0	0	0	0	0	0	0	0	1	2	0	3
1 day	1	0	0	0	0	0	0	0	185	336	0	521
2 days	2	0	0	0	0	0	0	0	42	105	0	147
3 days	3	0	0	0	0	0	0	0	16	29	0	45
4 days	4	0	0	0	0	0	0	0	3	12	0	15
5 days	5	0	0	0	0	0	0	0	1	3	0	4
6 days	6	0	0	0	0	0	0	0	2	1	0	3
7 days	7	0	0	0	0	0	0	0	4	8	0	12
Don't know	8	0	0	0	0	0	0	0	0	0	0	0
No answer	9	0	0	0	0	0	0	0	42	7	0	49
Not applicable (Punch 2 in Col. 5050)	BK	13,626	354	7,542	353	5,907	1,606	2,992	2,608	2,329	2,817	40,134

[VAR: SUNDAY]

RESPONSE	PUNCH	YEAR										COL. 5052
		1972-82	1982B	1983-87	1987B	1988-91	1993	1994	1996	1998	2000	ALL
Yes	1	0	0	0	0	0	0	0	229	444	0	673
No	2	0	0	0	0	0	0	0	21	40	0	61
No answer	9	0	0	0	0	0	0	0	46	19	0	65
Not applicable (Punch 2 in Col. 5050)	BK	13,626	354	7,542	353	5,907	1,606	2,992	2,608	2,329	2,817	40,134

[VAR: MONDAY]

RESPONSE	PUNCH	YEAR										COL. 5053
		1972-82	1982B	1983-87	1987B	1988-91	1993	1994	1996	1998	2000	ALL
Yes	1	0	0	0	0	0	0	0	15	24	0	39
No	2	0	0	0	0	0	0	0	195	379	0	574
No answer	9	0	0	0	0	0	0	0	86	100	0	186
Not applicable (Punch 2 in Col. 5050)	BK	13,626	354	7,542	353	5,907	1,606	2,992	2,608	2,329	2,817	40,134

[VAR: TUESDAY]

RESPONSE	PUNCH	YEAR										COL. 5054
		1972-82	1982B	1983-87	1987B	1988-91	1993	1994	1996	1998	2000	ALL
Yes	1	0	0	0	0	0	0	0	20	40	0	60
No	2	0	0	0	0	0	0	0	182	358	0	540
No answer	9	0	0	0	0	0	0	0	94	105	0	199
Not applicable (Punch 2 in Col. 5050)	BK	13,626	354	7,542	353	5,907	1,606	2,992	2,608	2,329	2,817	40,134

[VAR: WEDNESDY]

RESPONSE	PUNCH	YEAR										COL.	5055
		1972-82	1982B	1983-87	1987B	1988-91	1993	1994	1996	1998	2000	ALL	
Yes	1	0	0	0	0	0	0	0	40	109	0	149	
No	2	0	0	0	0	0	0	0	171	302	0	473	
No answer	9	0	0	0	0	0	0	0	85	92	0	177	
Not applicable (Punch 2 in Col. 5050)	BK	13,626	354	7,542	353	5,907	1,606	2,992	2,608	2,329	2,817	40,134	

[VAR: THURSDAY]

RESPONSE	PUNCH	YEAR										COL.	5056
		1972-82	1982B	1983-87	1987B	1988-91	1993	1994	1996	1998	2000	ALL	
Yes	1	0	0	0	0	0	0	0	21	43	0	64	
No	2	0	0	0	0	0	0	0	180	348	0	528	
No answer	9	0	0	0	0	0	0	0	95	112	0	207	
Not applicable (Punch 2 in Col. 5050)	BK	13,626	354	7,542	353	5,907	1,606	2,992	2,608	2,329	2,817	40,134	

[VAR: FRIDAY]

RESPONSE	PUNCH	YEAR										COL.	5057
		1972-82	1982B	1983-87	1987B	1988-91	1993	1994	1996	1998	2000	ALL	
Yes	1	0	0	0	0	0	0	0	16	36	0	52	
No	2	0	0	0	0	0	0	0	186	359	0	545	
No answer	9	0	0	0	0	0	0	0	94	108	0	202	
Not applicable (Punch 2 in Col. 5050)	BK	13,626	354	7,542	353	5,907	1,606	2,992	2,608	2,329	2,817	40,134	

[VAR: SATURDAY]

RESPONSE	PUNCH	YEAR										COL.	5058
		1972-82	1982B	1983-87	1987B	1988-91	1993	1994	1996	1998	2000	ALL	
Yes	1	0	0	0	0	0	0	0	33	61	0	94	
No	2	0	0	0	0	0	0	0	172	339	0	511	
No answer	9	0	0	0	0	0	0	0	91	103	0	194	
Not applicable (Punch 2 in Col. 5050)	BK	13,626	354	7,542	353	5,907	1,606	2,992	2,608	2,329	2,817	40,134	

1193. During the last seven days did you do the following:

- A. Attend a regular, weekly worship service at a church/synagogue (e. g. mass or Sunday morning services). Don't include watching a service on TV or listening to one on the radio.

[VAR: ATTREG]

RESPONSE	PUNCH	YEAR										COL.	5059
		1972-82	1982B	1983-87	1987B	1988-91	1993	1994	1996	1998	2000	ALL	
Yes	1	0	0	0	0	0	0	0	219	452	0	671	
No	2	0	0	0	0	0	0	0	33	45	0	78	
No answer	9	0	0	0	0	0	0	0	44	7	0	51	
Not applicable (Punch 2 in Col. 5050)	BK	13,626	354	7,542	353	5,907	1,606	2,992	2,608	2,328	2,817	40,133	

- B. Watch a religious program on television or listen to a religious program on the radio?

[VAR: MEDIAREL]

RESPONSE	PUNCH	YEAR										COL.	5060
		1972-82	1982B	1983-87	1987B	1988-91	1993	1994	1996	1998	2000	ALL	
Yes	1	0	0	0	0	0	0	0	213	400	0	613	
No	2	0	0	0	0	0	0	0	668	1,006	0	1,674	
Don't know	8	0	0	0	0	0	0	0	1	1	0	2	
No answer	9	0	0	0	0	0	0	0	69	38	0	107	
Not applicable	BK	13,626	354	7,542	353	5,907	1,606	2,992	1,953	1,387	2,817	38,537	

C. Attend some other type of religious event or meeting (e.g. prayer breakfasts, Bible study groups, choir practices, church sponsored lectures, adult fellowship meetings)?

[VAR: OTHREL]

RESPONSE	PUNCH	YEAR									COL. 5061	
		1972-82	1982B	1983-87	1987B	1988-91	1993	1994	1996	1998	2000	ALL
Yes (Ask Q.1194)	1	0	0	0	0	0	0	0	97	180	0	277
No (SKIP TO INSTRUCTIONS BEFORE Q.1196)	2	0	0	0	0	0	0	0	784	1,223	0	2,007
Don't know	8	0	0	0	0	0	0	0	0	1	0	1
No answer	9	0	0	0	0	0	0	0	70	41	0	111
Not applicable	BK	13,626	354	7,542	353	5,907	1,606	2,992	1,953	1,387	2,817	38,537

1194. [Besides the regular, weekly worship service], what type of religious events or meetings did you attend during the last seven days?

1. First mention

[VAR: OTHREL1]

RESPONSE	PUNCH	YEAR									COL. 5062-5063	
		1972-82	1982B	1983-87	1987B	1988-91	1993	1994	1996	1998	2000	ALL
Bible study, Bible class	1	0	0	0	0	0	0	0	18	51	0	69
Choir practice, choral, concert, play	2	0	0	0	0	0	0	0	20	19	0	39
Discussion group	3	0	0	0	0	0	0	0	4	14	0	18
Lecture	4	0	0	0	0	0	0	0	1	2	0	3
Governing board, administration, congregational leadership	5	0	0	0	0	0	0	0	9	10	0	19
Preaching, taught Sunday school, ministry	6	0	0	0	0	0	0	0	5	2	0	7
Prayer group, prayer breakfast, prayer meeting	7	0	0	0	0	0	0	0	10	17	0	27
Counseling	8	0	0	0	0	0	0	0	2	1	0	3
Worship service	9	0	0	0	0	0	0	0	10	10	0	20
Other, religious	10	0	0	0	0	0	0	0	6	31	0	37
Other, non-religious	11	0	0	0	0	0	0	0	5	10	0	15
Don't know	98	0	0	0	0	0	0	0	0	0	0	0
No answer	99	0	0	0	0	0	0	0	1	11	0	12
Not applicable (Punch 2 in Col.5061)	BK	13,626	354	7,542	353	5,907	1,606	2,992	2,813	2,654	2,817	40,664

2. Second Mention

[VAR: OTHREL2]

RESPONSE	PUNCH	YEAR								COL. 5064-5065		
		1972-82	1982B	1983-87	1987B	1988-91	1993	1994	1996	1998	2000	ALL
Bible study, Bible class . . .	1	0	0	0	0	0	0	0	8	4	0	12
Choir practice, choral, concert, play	2	0	0	0	0	0	0	0	1	2	0	3
Discussion group	3	0	0	0	0	0	0	0	1	1	0	2
Lecture	4	0	0	0	0	0	0	0	1	1	0	2
Governing board, administration, congregational leadership .	5	0	0	0	0	0	0	0	1	0	0	1
Preaching, taught Sunday school, ministry	6	0	0	0	0	0	0	0	1	1	0	2
Prayer group, prayer breakfast, prayer meeting .	7	0	0	0	0	0	0	0	3	7	0	10
Counseling	8	0	0	0	0	0	0	0	0	0	0	0
Worship service	9	0	0	0	0	0	0	0	1	0	0	1
Other, religious	10	0	0	0	0	0	0	0	6	3	0	9
Other, non-religious	11	0	0	0	0	0	0	0	0	0	0	0
Don't know	98	0	0	0	0	0	0	0	0	0	0	0
No answer	99	0	0	0	0	0	0	0	0	0	0	0
Not applicable (Punch 2 in Col.5061)	BK	13,626	354	7,542	353	5,907	1,606	2,992	2,881	2,813	2,817	40,891

3. Third mention

[VAR: OTHREL3]

RESPONSE	PUNCH	YEAR								COL. 5066-5067		
		1972-82	1982B	1983-87	1987B	1988-91	1993	1994	1996	1998	2000	ALL
Bible study, Bible class . . .	1	0	0	0	0	0	0	0	0	0	0	0
Choir practice, choral, concert, play	2	0	0	0	0	0	0	0	1	0	0	1
Discussion group	3	0	0	0	0	0	0	0	0	0	0	0
Lecture	4	0	0	0	0	0	0	0	0	0	0	0
Governing board, administration, congregational leadership .	5	0	0	0	0	0	0	0	2	0	0	2
Preaching, taught Sunday school, ministry	6	0	0	0	0	0	0	0	1	0	0	1
Prayer group, prayer breakfast, prayer meeting .	7	0	0	0	0	0	0	0	1	0	0	1
Counseling	8	0	0	0	0	0	0	0	0	0	0	0
Worship service	9	0	0	0	0	0	0	0	1	0	0	1
Other, religious	10	0	0	0	0	0	0	0	0	3	0	3
Other, non-religious	11	0	0	0	0	0	0	0	0	0	0	0
Don't know	98	0	0	0	0	0	0	0	0	0	0	0
No answer	99	0	0	0	0	0	0	0	0	0	0	0
Not applicable (Punch 2 in Col.5061)	BK	13,626	354	7,542	353	5,907	1,606	2,992	2,898	2,829	2,817	40,924

1195. Did you, yourself, happen to attend church or synagogue in the last seven days?

[VAR: ATTWEEK]

RESPONSE	PUNCH	YEAR								COL. 5068		
		1972-82	1982B	1983-87	1987B	1988-91	1993	1994	1996	1998	2000	ALL
Yes	1	0	0	0	0	0	0	0	193	0	0	193
No	2	0	0	0	0	0	0	0	313	0	0	313
Don't know	8	0	0	0	0	0	0	0	0	0	0	0
No answer	9	0	0	0	0	0	0	0	40	0	0	40
Not applicable (Punch 2 in Col.5061)	BK	13,626	354	7,542	353	5,907	1,606	2,992	2,358	2,832	2,817	40,387

IF PROTESTANT, ASK Q.1196. IF NOT PROTESTANT, GO TO Q.1197.

1196. When it comes to your religious identity, would you say you are a fundamentalist, evangelical, mainline, or liberal Protestant or do none of these describe you?

HAND
CARD HK

[VAR: RELIGID]

RESPONSE	PUNCH	YEAR								COL. 5069		
		1972-82	1982B	1983-87	1987B	1988-91	1993	1994	1996	1998	2000	ALL
Fundamentalist	1	0	0	0	0	0	0	0	162	74	0	236
Evangelical	2	0	0	0	0	0	0	0	208	95	0	303
Mainline	3	0	0	0	0	0	0	0	286	118	0	404
Liberal	4	0	0	0	0	0	0	0	265	122	0	387
None	5	0	0	0	0	0	0	0	561	232	0	793
Other (SPECIFY)	6	0	0	0	0	0	0	0	51	34	0	85
Don't know	8	0	0	0	0	0	0	0	14	17	0	31
No answer	9	0	0	0	0	0	0	0	117	121	0	238
Not applicable (Not Punch 1 in Col. 393-394)	BK	13,626	354	7,542	353	5,907	1,606	2,992	1,240	2,019	2,817	38,456

REMARKS: Hand Car d HK contained responses 1-6.

IF R IS PROTESTANT, ASK Q. 1196.

1196A. When it comes to your religious identity, would you say you are a pentecostal, fundamentalist, evangelical, mainline, or liberal Protestant, or do none of these describe you?

[VAR: RELID1]

RESPONSE	PUNCH	YEAR									COL.	5070
		1972-82	1982B	1983-87	1987B	1988-91	1993	1994	1996	1998	2000	ALL
Pentecostal	1	0	0	0	0	0	0	0	0	0	128	128
Fundamentalist	2	0	0	0	0	0	0	0	0	0	74	74
Evangelical	3	0	0	0	0	0	0	0	0	0	135	135
Mainline	4	0	0	0	0	0	0	0	0	0	170	170
Liberal	5	0	0	0	0	0	0	0	0	0	219	219
None	6	0	0	0	0	0	0	0	0	0	641	641
Other (SPECIFY)	7	0	0	0	0	0	0	0	0	0	38	38
Don't know	8	0	0	0	0	0	0	0	0	0	11	11
No answer	9	0	0	0	0	0	0	0	0	0	34	34
Not applicable (Punch not 1 on Col. 393-394)	BK	13,626	354	7,542	353	5,907	1,606	2,992	2,904	2,832	1367	39483

B. Do you consider yourself to be a member of READ REMAINING GROUPS?

[VAR: RELID2]

RESPONSE	PUNCH	YEAR									COL.	5071
		1972-82	1982B	1983-87	1987B	1988-91	1993	1994	1996	1998	2000	ALL
Pentecostal	1	0	0	0	0	0	0	0	0	0	5	5
Fundamentalist	2	0	0	0	0	0	0	0	0	0	11	11
Evangelical	3	0	0	0	0	0	0	0	0	0	19	19
Mainline	4	0	0	0	0	0	0	0	0	0	17	17
Liberal	5	0	0	0	0	0	0	0	0	0	10	10
None	6	0	0	0	0	0	0	0	0	0	480	480
Other (SPECIFY)	7	0	0	0	0	0	0	0	0	0	3	3
Don't know	8	0	0	0	0	0	0	0	0	0	11	11
No answer	9	0	0	0	0	0	0	0	0	0	253	253
Not applicable (Punch not 1 on Col. 393-394)	BK	13,626	354	7,542	353	5,907	1,606	2,992	2,904	2,832	2008	40124

C. Do you also consider yourself to be a member of READ REMAINING GROUPS?

[VAR: RELID3]

RESPONSE	PUNCH	YEAR									COL.	5072
		1972-82	1982B	1983-87	1987B	1988-91	1993	1994	1996	1998	2000	ALL
Pentecostal	1	0	0	0	0	0	0	0	0	0	1	1
Fundamentalist	2	0	0	0	0	0	0	0	0	0	2	2
Evangelical	3	0	0	0	0	0	0	0	0	0	4	4
Mainline	4	0	0	0	0	0	0	0	0	0	5	5
Liberal	5	0	0	0	0	0	0	0	0	0	1	1
None	6	0	0	0	0	0	0	0	0	0	51	51
Other (SPECIFY)	7	0	0	0	0	0	0	0	0	0	1	1
Don't know	8	0	0	0	0	0	0	0	0	0	11	11
No answer	9	0	0	0	0	0	0	0	0	0	253	253
Not applicable (Punch not 1 on Col. 393-394)	BK	13,626	354	7,542	353	5,907	1,606	2,992	2,904	2,832	2488	40604

IF MORE THAN ONE GROUP MENTIONED AT Q.1196A OR Q. 1196B AND/OR Q. 1196C, ASK Q. 1196D.

D. Which of these best describes what you are?

[VAR: RELIDBST]

RESPONSE	PUNCH	YEAR										COL. 5073	
		1972-82	1982B	1983-87	1987B	1988-91	1993	1994	1996	1998	2000	ALL	
Pentecostal	1	0	0	0	0	0	0	0	0	0	0	9	9
Fundamentalist	2	0	0	0	0	0	0	0	0	0	0	10	10
Evangelical	3	0	0	0	0	0	0	0	0	0	0	7	7
Mainline	4	0	0	0	0	0	0	0	0	0	0	9	9
Liberal	5	0	0	0	0	0	0	0	0	0	0	6	6
None	6	0	0	0	0	0	0	0	0	0	0	2	2
Other (SPECIFY)	7	0	0	0	0	0	0	0	0	0	0	1	1
Don't know	8	0	0	0	0	0	0	0	0	0	0	11	11
No answer	9	0	0	0	0	0	0	0	0	0	0	274	274
Not applicable (Punch not 1 on Col. 393-394)	BK	13,626	354	7,542	353	5,907	1,606	2,992	2,904	2,832	2,488	40604	

ASK ONLY OF CATHOLICS:

1196. When it comes to your religious identity, would you say you are a traditional, moderate, or liberal Catholic, or do none of these describe you?

[VAR: CATHID]

RESPONSE	PUNCH	YEAR										COL. 5074	
		1972-82	1982B	1983-87	1987B	1988-91	1993	1994	1996	1998	2000	ALL	
Traditional	1	0	0	0	0	0	0	0	0	0	91	197	288
Moderate	2	0	0	0	0	0	0	0	0	0	98	201	299
Liberal	3	0	0	0	0	0	0	0	0	0	93	158	251
None	4	0	0	0	0	0	0	0	0	0	48	91	139
Other (SPECIFY)	5	0	0	0	0	0	0	0	0	0	3	4	7
Don't know	8	0	0	0	0	0	0	0	0	0	0	2	2
No answer	9	0	0	0	0	0	0	0	0	0	67	26	93
Not applicable (Punch not 04 on Col. 393-394)	BK	13,626	354	7,542	353	5,907	1,606	2,992	2,904	2,432	2,138	39,854	

1197. Are you a charismatic or affiliated with the charismatic movement?

[VAR: CHARISMA]

RESPONSE	PUNCH	YEAR										COL. 5075	
		1972-82	1982B	1983-87	1987B	1988-91	1993	1994	1996	1998	2000	ALL	
Yes	1	0	0	0	0	0	0	0	0	0	0	149	149
No	2	0	0	0	0	0	0	0	0	0	0	2,363	2,363
Don't know	8	0	0	0	0	0	0	0	0	0	0	227	227
No answer	9	0	0	0	0	0	0	0	0	0	0	78	78
Not applicable	BK	13,626	354	7,542	353	5,907	1,606	2,992	2,904	2,832	0	38,116	

3. Age of first person

[VAR: OLD1]

RESPONSE	PUNCH	YEAR										COL. 5078-5079
		1972-82	1982B	1983-87	1987B	1988-91	1993	1994	1996	1998	2000	ALL
10-19	10-19	60	1	41	3	35	9	15	21	17	25	227
20-29	20-29	1,558	63	1,360	73	936	214	408	472	409	424	5,917
30-39	30-39	1,653	70	1,698	84	1,373	372	728	668	691	609	7,946
40-49	40-49	1,369	58	1,293	62	1,112	360	652	649	604	645	6,804
50-59	50-59	1,466	73	1,127	47	753	229	440	421	436	443	5,435
60-69	60-69	1,191	48	1,049	43	812	177	324	302	287	279	4,512
70-79	70-79	687	23	655	24	597	168	291	228	255	249	3,177
80 and over	80-97	242	16	265	12	230	64	119	100	113	130	1,291
Don't know	98	8	0	2	0	4	0	1	1	1	1	18
No answer	99	36	2	52	5	55	13	14	42	19	12	250
Not applicable	BK	5,356	0	0	0	0	0	0	0	0	0	5,356

REMARKS: This variable codes the exact age mentioned in columns 5078-5079. The numbers above are for convenience of display only.

4. Marital status of first person

[VAR: MAR1]

RESPONSE	PUNCH	YEAR										COL. 5080
		1972-82	1982B	1983-87	1987B	1988-91	1993	1994	1996	1998	2000	ALL
Married	1	5,525	155	4588	123	3,384	914	1,642	1,496	1,461	1,364	20,652
Widowed	2	982	62	882	57	713	179	316	276	264	277	4,008
Divorced	3	670	49	824	50	724	239	450	474	461	444	4,385
Separated	4	299	36	273	37	197	49	109	116	96	108	1,325
Never married	5	779	51	946	76	839	213	456	514	533	601	5,030
Don't know	8	1	0	0	0	0	0	0	0	1	0	2
No answer	9	14	1	29	10	50	12	19	80	16	23	175
Not applicable	BK	5,356	0	0	0	0	0	0	0	0	0	5,356

5. Is the first person staying somewhere else right now?

[VAR: AWAY1]

RESPONSE	PUNCH	YEAR										COL. 5081
		1972-82	1982B	1983-87	1987B	1988-91	1993	1994	1996	1998	2000	ALL
Yes	1	39	0	45	0	20	7	17	14	12	4	158
Don't know	8	0	0	0	0	0	0	0	0	0	0	0
No answer	9	0	0	0	0	0	0	0	4	0	0	4
Not applicable	BK	13,587	354	7497	353	5,887	1,599	2,975	2,886	2,820	2,813	40,771

6. Where is the first person staying?

[VAR: WHERE1]

RESPONSE	PUNCH	YEAR										COL. 5082
		1972-82	1982B	1983-87	1987B	1988-91	1993	1994	1996	1998	2000	ALL
Another household	1	14	0	23	0	14	3	9	6	4	3	76
Traveling	2	21	0	15	0	0	2	4	8	4	0	54
Institution	3	0	0	0	0	0	0	2	0	4	1	7
Other, don't know	4	3	0	4	0	5	1	1	0	0	0	14
No answer	9	1	0	3	0	1	1	1	4	0	0	11
Not applicable	BK	13,587	354	7497	353	5,887	1,599	2,975	2,886	2,820	2,813	40,771

SECOND PERSON

1. Relationship of second person to head of household

[VAR: RELATE2]

RESPONSE	PUNCH	YEAR										COL. 5083	
		1972-82	1982B	1983-87	1987B	1988-91	1993	1994	1996	1998	2000	ALL	
Head of household	1	0	0	60	2	13	0	0	0	0	0	0	75
Spouse	2	5,484	158	4512	111	3,277	900	1,596	1,394	1,389	1,325	20,146	
Child (natural, adopted, step)	3	779	81	728	91	618	172	339	353	299	354	3,814	
Son-/daughter-in-law	4	3	0	10	1	7	1	4	3	4	4	37	
Grand/great-grandchild	5	34	6	23	6	28	6	13	16	8	13	153	
Parent/parent-in-law	6	47	3	29	2	27	8	17	20	16	27	196	
Other relative	7	105	12	110	14	94	18	47	37	38	46	521	
Non-relative	8	277	7	393	26	403	121	206	248	226	296	2,203	
No answer	9	36	3	60	3	88	7	18	89	74	11	391	
Not applicable	BK	6,861	84	1617	97	1,352	373	752	744	778	741	13,397	

2. Gender of second person

[VAR: GENDER2]

RESPONSE	PUNCH	YEAR										COL. 5084
		1972-82	1982B	1983-87	1987B	1988-91	1993	1994	1996	1998	2000	ALL
Male	1	679	56	807	64	779	216	393	463	456	720	4,633
Female	2	6,078	213	5105	191	3,747	1,014	1,845	1,671	1,586	1,340	22,790
No answer	9	8	1	13	1	29	3	2	27	13	16	113
Not applicable	BK	6,861	84	1617	97	1,352	373	752	743	777	741	13,397

3. Age of second person

[VAR: OLD2]

RESPONSE	PUNCH	YEAR										COL. 5085-5086
		1972-82	1982B	1983-87	1987B	1988-91	1993	1994	1996	1998	2000	ALL
0-9	0-9	182	16	161	24	188	39	97	109	76	90	984
10-19	10-19	491	36	421	54	326	81	158	190	168	194	2,119
20-29	20-29	1,595	64	1,391	58	940	246	397	402	367	367	5,827
30-39	30-39	1,332	50	1,304	52	1,031	301	549	492	481	429	6,021
40-49	40-49	1,077	32	935	17	782	241	449	427	394	439	4,793
50-59	50-59	1,047	47	819	19	513	135	261	262	263	263	3,629
60-69	60-69	690	14	576	22	466	112	182	149	150	145	2,506
70-79	70-79	252	8	210	5	205	57	110	78	94	104	1,123
80 or over	80-97	43	2	63	3	53	12	26	20	26	27	275
Don't know	98	7	0	1	0	3	0	0	0	1	1	13
No answer	99	49	1	44	2	48	9	11	32	33	17	246
Not applicable	BK	6,861	84	1,617	97	1,352	373	752	743	779	741	13,397

REMARKS: This variable codes the exact age mentioned in columns 5085-5086. The numbers above are for convenience of display only.

4. Marital status of second person

[VAR: MAR2]

RESPONSE	PUNCH	YEAR										COL. 5087
		1972-82	1982B	1983-87	1987B	1988-91	1993	1994	1996	1998	2000	ALL
Married	1	5,499	154	4,530	113	3,326	902	1,606	1,438	1,391	1,332	20,291
Widowed	2	72	9	64	3	57	10	28	28	18	28	317
Divorced	3	108	13	163	5	130	48	79	98	83	95	822
Separated	4	32	5	61	6	41	14	19	24	18	23	243
Never married	5	763	60	813	83	694	188	339	346	369	424	4,079
Don't know	8	1	0	1	0	0	1	2	1	1	0	7
No answer	9	35	0	56	10	61	10	28	74	55	40	369
Not applicable	BK	7,116	113	1,854	133	1,598	433	891	895	897	875	14,805

5. Is the second person staying somewhere else right now?

[VAR: AWAY2]

RESPONSE	PUNCH	YEAR										COL. 5088
		1972-82	1982B	1983-87	1987B	1988-91	1993	1994	1996	1998	2000	ALL
Yes	1	59	1	49	4	38	17	29	13	16	5	231
Don't know	8	0	0	0	0	0	0	0	0	0	0	0
No answer	9	0	0	0	0	0	0	0	3	0	0	3
Not applicable	BK	13,567	353	7,493	349	5,869	1,589	2,963	2,888	2,816	2,812	40,699

6. Where is the second person staying?

[VAR: WHERE2]

RESPONSE	PUNCH	YEAR										COL. 5089
		1972-82	1982B	1983-87	1987B	1988-91	1993	1994	1996	1998	2000	ALL
Another household	1	46	0	35	4	28	12	17	5	7	2	156
Traveling	2	8	1	9	0	3	1	2	4	4	1	33
Institution	3	0	0	0	0	0	2	7	3	4	1	17
Other, don't know	4	3	0	3	0	0	1	0	0	0	1	8
No answer	9	2	0	2	0	7	1	3	4	1	0	20
Not applicable	BK	13,567	353	7,493	349	5,869	1,589	2,963	2,888	2,816	2,812	40,699

THIRD PERSON

1. Relationship of third person to head of household

[VAR: RELATE3]

RESPONSE	PUNCH	YEAR										COL. 5090
		1972-82	1982B	1983-87	1987B	1988-91	1993	1994	1996	1998	2000	ALL
Head of household	1	0	0	3	1	1	0	0	0	0	0	5
Spouse	2	16	0	33	6	20	5	13	13	23	0	129
Child (natural, adopted, step)	3	3,769	151	3,160	126	2,208	630	1,094	970	923	924	13,955
Son-/daughter-in-law	4	23	3	15	1	14	7	4	10	10	10	97
Grand/great-grandchild	5	59	12	58	10	46	9	23	21	15	33	286
Parent/parent-in-law	6	71	3	56	3	29	11	21	20	12	29	255
Other relative	7	81	9	75	10	77	17	32	24	32	37	394
Non-relative	8	98	2	131	9	108	28	47	63	56	56	598
No answer	9	46	2	53	5	64	4	7	54	48	60	343
Not applicable	BK	9463	172	3,958	182	3,340	895	1,751	1,729	1,713	1,668	24,871

2. Gender of third person

[VAR: GENDER3]

RESPONSE	PUNCH	YEAR										COL. 5091
		1972-82	1982B	1983-87	1987B	1988-91	1993	1994	1996	1998	2000	ALL
Male	1	2,224	72	1,804	88	1,347	364	656	574	557	582	8,268
Female	2	1,922	109	1,763	82	1,198	344	569	566	546	530	7,629
No answer	9	17	1	17	1	22	3	16	35	16	37	165
Not applicable	BK	9,463	172	3,958	182	3,340	895	1,751	1,729	1,713	1,668	24,871

3. Age of third person

[VAR: OLD3]

RESPONSE	PUNCH	YEAR					COL. 5092-5093					
		1972-82	1982B	1983-87	1987B	1988-91	1993	1994	1996	1998	2000	ALL
0-9	0-9	1,304	50	1,132	56	894	251	425	394	343	431	5,280
10-19	10-19	1,839	70	1,474	59	1,031	272	486	467	472	458	6,628
20-29	20-29	721	49	689	39	424	123	193	197	152	152	2,739
30-39	30-39	85	4	113	4	87	28	56	36	62	38	513
40-49	40-49	26	2	33	3	31	12	25	30	25	24	211
50-59	50-59	33	1	25	1	17	7	18	7	6	7	122
60-69	60-69	36	0	21	5	13	1	11	9	4	6	106
70-79	70-79	35	2	24	1	9	4	8	7	5	4	99
80 or over	80-97	30	2	30	1	18	8	5	3	4	11	112
Don't know	98	2	0	0	0	0	0	1	1	1	0	5
No answer	99	52	2	43	2	43	5	13	24	25	17	246
Not applicable	BK	9,463	172	3,958	182	3,340	895	1,751	1,729	1,733	1,669	24,872

REMARKS: This variable codes the exact age mentioned in columns 5092-5093. The numbers above are for convenience of display only.

4. Marital status of third person

[VAR: MAR3]

RESPONSE	PUNCH	YEAR					COL. 5094					
		1972-82	1982B	1983-87	1987B	1988-91	1993	1994	1996	1998	2000	ALL
Married	1	79	3	72	7	62	19	35	46	43	33	399
Widowed	2	80	6	69	4	26	10	17	10	7	16	245
Divorced	3	81	1	69	1	46	13	23	26	13	23	296
Separated	4	34	2	32	4	31	10	16	9	8	12	158
Never married	5	2,016	96	1,694	72	1,094	315	526	488	524	471	7,296
Don't know	8	1	0	0	0	0	0	1	0	0	0	2
No answer	9	100	8	130	11	120	9	38	69	44	30	559
Not applicable	BK	11,235	238	5,476	254	4,528	1,230	2,336	2,256	2,193	2,232	31,978

5. Is the third person staying somewhere else right now?

[VAR: AWAY3]

RESPONSE	PUNCH	YEAR					COL. 5095					
		1972-82	1982B	1983-87	1987B	1988-91	1993	1994	1996	1998	2000	ALL
Yes	1	102	3	95	2	39	23	32	17	10	12	335
Don't know	8	0	0	0	0	0	0	0	0	0	0	0
No answer	9	0	0	0	0	2	0	0	1	0	0	3
Not applicable	BK	13,524	351	7,447	351	5,866	1,583	2,960	2,886	2,822	2,805	40,595

6. Where is the third person staying?

[VAR: WHERE3]

RESPONSE	PUNCH	YEAR					COL. 5096					
		1972-82	1982B	1983-87	1987B	1988-91	1993	1994	1996	1998	2000	ALL
Another household	1	84	1	76	2	34	9	12	7	2	3	230
Traveling	2	5	0	3	0	2	0	1	3	0	0	14
Institution	3	0	0	0	0	0	8	18	5	6	9	46
Other, don't know	4	5	1	8	0	0	0	0	0	2	0	16
No answer	9	8	1	8	0	5	6	1	3	0	0	32
Not applicable	BK	13,524	351	7,447	351	5,866	1,583	2,960	2,886	2,822	2,805	40,595

FOURTH PERSON

1. Relationship of fourth person to head of household

[VAR: RELATE4]

RESPONSE	PUNCH	YEAR										COL. 5097
		1972-82	1982B	1983-87	1987B	1988-91	1993	1994	1996	1998	2000	ALL
Head of household	1	0	0	4	0	0	0	0	0	0	0	4
Spouse	2	5	0	9	1	10	3	5	10	5	0	48
Child (natural, adopted, step)	3	2,408	101	1,937	78	1,349	371	624	591	534	569	8,562
Son-/daughter-in-law	4	17	1	20	0	15	2	5	6	8	6	80
Grand/great-grandchild	5	81	14	73	15	55	15	34	26	23	35	371
Parent/parent-in-law	6	22	1	15	0	9	2	6	6	6	7	74
Other relative	7	42	4	40	4	36	6	15	23	18	16	204
Non-relative	8	38	2	53	12	50	15	26	27	19	21	263
No answer	9	28	1	37	5	31	2	3	31	24	36	198
Not applicable	BK	10,985	230	5,354	238	4,352	1,190	2,274	2,184	2,195	2,127	31,129

2. Gender of fourth person

[VAR: GENDER4]

RESPONSE	PUNCH	YEAR										COL. 5098
		1972-82	1982B	1983-87	1987B	1988-91	1993	1994	1996	1998	2000	ALL
Male	1	1,341	52	1,150	54	785	221	369	342	309	338	4,961
Female	2	1,293	70	1,026	61	755	192	342	359	316	334	4,748
No answer	9	7	2	12	0	15	3	7	19	12	18	95
Not applicable	BK	10,985	230	5,354	238	4,352	1,190	2,274	2,184	2,195	2,127	31,129

3. Age of fourth person

[VAR: OLD4]

RESPONSE	PUNCH	YEAR										COL. 5099-5100
		1972-82	1982B	1983-87	1987B	1988-91	1993	1994	1996	1998	2000	ALL
0-9	0-9	1,109	49	966	51	745	208	346	345	284	347	4,450
10-19	10-19	1,267	55	901	42	591	169	270	277	259	258	4,089
20-29	20-29	174	13	234	16	151	27	67	55	43	45	825
30-39	30-39	16	4	24	4	19	5	17	9	11	12	121
40-49	40-49	8	1	9	2	7	3	6	5	6	5	52
50-59	50-59	8	1	3	0	4	0	1	2	2	5	26
60-69	60-69	7	1	6	0	1	1	2	3	1	0	22
70-79	70-79	10	0	11	0	6	0	2	3	0	3	35
80 or over	80-97	10	0	7	0	4	2	0	3	3	1	30
Don't know	98	3	0	0	0	0	0	1	2	0	0	6
No answer	99	29	0	27	0	27	1	6	16	12	14	148
Not applicable	BK	10,985	230	5,354	238	4,352	1,190	2,274	2,184	2,211	2,127	31,129

REMARKS: This variable codes the exact age mentioned in columns 5099-5100. The numbers above are for convenience of display only.

4. Marital status of fourth person

[VAR: MAR4]

RESPONSE	PUNCH	YEAR										COL. 5101
		1972-82	1982B	1983-87	1987B	1988-91	1993	1994	1996	1998	2000	ALL
Married	1	38	2	39	2	25	6	20	24	16	20	192
Widowed	2	24	1	16	0	9	2	2	5	2	2	63
Divorced	3	22	1	24	0	10	5	4	1	4	7	78
Separated	4	7	1	5	2	6	3	3	2	1	3	33
Never married	5	1,010	54	786	42	472	131	230	206	179	205	3,315
Don't know	8	0	0	0	0	0	0	0	0	0	1	1
No answer	9	61	3	74	4	57	3	18	41	23	16	300
Not applicable	BK	12,464	292	6,598	303	5,328	1,456	2,715	2,625	2,607	2,563	36,951

5. Is the fourth person staying somewhere else right now?

[VAR: AWAY4]

RESPONSE	PUNCH	YEAR										COL. 5102
		1972-82	1982B	1983-87	1987B	1988-91	1993	1994	1996	1998	2000	ALL
Yes	1	52	2	69	0	20	12	22	4	8	5	194
Don't know	8	0	0	0	0	0	0	0	0	0	0	0
No answer	9	0	0	0	0	1	0	0	1	0	0	2
Not applicable	BK	13,574	352	7,473	353	5,886	1,594	2,970	2,899	2,824	2,812	40,737

6. Where is the fourth person staying?

[VAR: WHERE4]

RESPONSE	PUNCH	YEAR										COL. 5103
		1972-82	1982B	1983-87	1987B	1988-91	1993	1994	1996	1998	2000	ALL
Another household	1	43	2	51	0	16	6	7	2	3	4	134
Traveling	2	2	0	1	0	1	1	1	0	0	0	6
Institution	3	0	0	0	0	0	5	12	1	5	1	24
Other, don't know	4	2	0	9	0	0	0	1	0	0	0	12
No answer	9	5	0	8	0	4	0	1	2	0	0	20
Not applicable	BK	13,574	352	7,473	353	5,886	1,594	2,970	2,899	2,824	2,812	40,737

FIFTH PERSON

1. Relationship of fifth person to head of household

[VAR: RELATE5]

RESPONSE	PUNCH	YEAR										COL. 5104
		1972-82	1982B	1983-87	1987B	1988-91	1993	1994	1996	1998	2000	ALL
Head of household	1	0	0	3	0	0	0	0	0	0	0	3
Spouse	2	5	1	3	1	2	0	1	2	1	0	16
Child (natural, adopted, step)	3	1,166	50	834	35	512	128	209	204	196	197	3,531
Son-/daughter-in-law	4	5	0	5	0	2	0	1	0	2	0	15
Grand/great-grandchild	5	47	17	65	15	43	12	26	19	9	20	273
Parent/parent-in-law	6	16	1	7	0	3	1	2	4	4	3	41
Other relative	7	17	2	29	5	19	7	9	18	9	13	128
Non-relative	8	12	1	19	4	20	6	13	10	9	10	104
No answer	9	17	1	22	3	18	1	2	10	14	15	103
Not applicable	BK	12,341	281	6,555	290	5,288	1,451	2,729	2,637	2,588	2,559	36,719

2. Gender of fifth person

[VAR: GENDER5]

RESPONSE	PUNCH	YEAR										COL. 5105
		1972-82	1982B	1983-87	1987B	1988-91	1993	1994	1996	1998	2000	ALL
Male	1	652	29	498	35	284	75	140	127	115	122	2,077
Female	2	628	43	483	28	327	77	120	131	125	133	2,095
No answer	9	5	1	6	0	8	3	3	9	4	3	42
Not applicable	BK	12,341	281	6,555	290	5,288	1,451	2,729	2,637	2,588	2,559	36,719

3. Age of fifth person

[VAR: OLD5]

RESPONSE	PUNCH	YEAR							COL. 5106-5107			
		1972-82	1982B	1983-87	1987B	1988-91	1993	1994	1996	1998	2000	ALL
0-9	0-9	578	35	510	34	349	93	160	152	140	141	2,192
10-19	10-19	608	33	369	21	202	47	77	86	70	95	1,608
20-29	20-29	61	4	67	7	44	10	17	11	11	9	241
30-39	30-39	3	0	11	0	6	1	3	3	2	4	33
40-49	40-49	3	0	5	0	4	2	0	2	2	2	20
50-59	50-59	6	0	3	0	2	0	1	0	1	0	13
60-69	60-69	10	0	3	0	1	0	1	1	2	0	18
70-79	70-79	4	1	6	1	0	1	1	2	0	2	18
80 or over	80-97	3	0	4	0	1	0	0	1	0	1	10
Don't know	98	2	0	0	0	0	0	0	0	0	0	2
No answer	99	7	0	9	0	10	1	3	9	6	4	59
Not applicable	BK	12,341	281	6,555	290	5,288	1,451	2,729	2,637	2,598	2,559	36,719

REMARKS: This variable codes the exact age mentioned in columns 5106-5107. The numbers above are for convenience of display only.

4. Marital status of fifth person

[VAR: MAR5]

RESPONSE	PUNCH	YEAR							COL. 5108			
		1972-82	1982B	1983-87	1987B	1988-91	1993	1994	1996	1998	2000	ALL
Married	1	19	1	11	1	8	0	4	7	5	2	58
Widowed	2	12	0	10	1	2	1	1	2	2	1	32
Divorced	3	6	1	10	0	4	1	1	3	1	1	28
Separated	4	4	0	6	0	0	1	1	0	0	2	14
Never married	5	412	29	304	18	143	28	62	48	46	54	1,144
Don't know	8	0	0	0	0	0	0	0	0	0	1	1
No answer	9	19	1	29	2	21	2	5	16	7	6	108
Not applicable	BK	13,154	322	7,172	331	5,729	1,573	2,918	2,828	2,771	2,750	39,548

5. Is the fifth person staying somewhere else right now?

[VAR: AWAY5]

RESPONSE	PUNCH	YEAR							COL. 5109			
		1972-82	1982B	1983-87	1987B	1988-91	1993	1994	1996	1998	2000	ALL
Yes	1	21	2	22	1	8	5	8	2	4	1	74
Don't know	8	0	0	0	0	0	0	0	0	0	0	0
No answer	9	0	0	0	0	1	0	0	0	0	0	1
Not applicable	BK	13,605	352	7,520	352	5,898	1,601	2,984	2,902	2,828	2,816	40,858

6. Where is the fifth person staying?

[VAR: WHERE5]

RESPONSE	PUNCH	YEAR							COL. 5110			
		1972-82	1982B	1983-87	1987B	1988-91	1993	1994	1996	1998	2000	ALL
Another household	1	18	2	16	1	7	2	3	1	1	0	51
Traveling	2	0	0	3	0	0	0	0	1	0	0	4
Institution	3	0	0	0	0	0	3	5	0	3	1	12
Other, don't know	4	0	0	2	0	0	0	0	0	0	0	2
No answer	9	3	0	1	0	2	0	0	0	0	0	6
Not applicable	BK	13,605	352	7,520	352	5,898	1,601	2,984	2,902	2,828	2,816	40,858

SIXTH PERSON

1. Relationship of sixth person to head of household

[VAR: RELATE6]

RESPONSE	PUNCH	YEAR										COL. 5111
		1972-82	1982B	1983-87	1987B	1988-91	1993	1994	1996	1998	2000	ALL
Head of household	1	0	0	2	0	0	0	0	0	0	1	3
Spouse	2	0	0	1	0	0	0	1	0	1	0	3
Child (natural, adopted, step)	3	475	26	271	11	169	31	66	72	63	67	1,251
Son-/daughter-in-law	4	1	0	1	0	3	0	2	4	0	0	11
Grand/great-grandchild	5	29	10	38	11	23	4	14	17	7	8	161
Parent/parent-in-law	6	8	0	8	1	3	0	0	2	2	3	27
Other relative	7	7	0	8	4	10	3	6	7	9	7	61
Non-relative	8	6	0	14	0	8	2	3	6	4	2	45
No answer	9	9	1	6	3	6	0	0	5	5	8	43
Not applicable	BK	13,091	317	7,193	323	5,685	1,566	2,900	2,791	2,741	2,721	39,328

2. Gender of sixth person

[VAR: GENDER6]

RESPONSE	PUNCH	YEAR										COL. 5112
		1972-82	1982B	1983-87	1987B	1988-91	1993	1994	1996	1998	2000	ALL
Male	1	261	20	191	20	114	19	44	55	49	46	819
Female	2	269	16	156	10	103	21	46	55	40	44	760
No answer	9	5	1	2	0	5	0	2	3	2	6	26
Not applicable	BK	13,091	317	7,193	323	5,685	1,566	2,900	2,791	2,741	2,721	39,328

3. Age of sixth person

[VAR: OLD6]

RESPONSE	PUNCH	YEAR										COL. 5113-5114
		1972-82	1982B	1983-87	1987B	1988-91	1993	1994	1996	1998	2000	ALL
0-9	0-9	262	18	191	20	143	32	62	70	57	54	909
10-19	10-19	240	16	116	7	58	5	24	30	22	32	550
20-29	20-29	19	3	21	2	13	3	4	4	2	4	75
30-39	30-39	0	0	5	1	2	0	0	0	2	2	12
40-49	40-49	0	0	4	0	0	0	2	2	0	0	8
50-59	50-59	5	0	1	0	1	0	0	0	2	1	10
60-69	60-69	3	0	2	0	1	0	0	1	0	1	8
70-79	70-79	2	0	3	0	0	0	0	1	1	0	7
80 or over	80-97	0	0	1	0	0	0	0	1	0	0	2
Don't know	98	0	0	0	0	0	0	0	0	0	0	0
No answer	99	4	0	5	0	4	0	0	4	2	2	24
Not applicable	BK	13,091	317	7,193	323	5,685	1,566	2,900	2,791	2,744	2,721	39,328

REMARKS: This variable codes the exact age mentioned in columns 5113-5114. The numbers above are for convenience of display only.

4. Marital status of sixth person

[VAR: MAR6]

RESPONSE	PUNCH	YEAR										COL. 5115
		1972-82	1982B	1983-87	1987B	1988-91	1993	1994	1996	1998	2000	ALL
Married	1	6	0	2	0	5	1	1	3	2	1	21
Widowed	2	4	0	7	0	0	0	0	2	0	1	14
Divorced	3	2	0	3	0	1	0	0	0	1	0	7
Separated	4	2	1	2	0	0	0	1	0	0	0	6
Never married	5	156	11	83	8	46	5	14	20	15	24	382
No answer	9	6	0	9	1	5	0	1	5	1	2	30
Not applicable	BK	13,450	342	7,436	344	5,850	1,600	2,975	2,874	2,813	2,789	40,473

5. Is the sixth person staying somewhere else right now?

[VAR: AWAY6]

RESPONSE	PUNCH	YEAR								COL. 5116			
		1972-82	1982B	1983-87	1987B	1988-91	1993	1994	1996	1998	2000	ALL	
Yes		1	7	0	12	0	3	2	2	2	0	0	28
Don't know		8	0	0	0	0	0	0	0	0	0	0	0
No answer		9	0	0	0	0	0	0	0	0	0	0	0
Not applicable	BK	13,619	354	7,530	353	5,904	1,604	2,990	2,902	2,832	2,817	40,905	

6. Where is sixth person staying?

[VAR: WHERE6]

RESPONSE	PUNCH	YEAR								COL. 5117			
		1972-82	1982B	1983-87	1987B	1988-91	1993	1994	1996	1998	2000	ALL	
Another household		1	7	0	11	0	3	1	1	1	0	0	24
Traveling		2	0	0	0	0	0	0	0	0	0	0	0
Institution		3	0	0	0	0	0	1	1	0	0	0	2
Other, don't know		4	0	0	1	0	0	0	0	0	0	0	1
No answer		9	0	0	0	0	0	0	0	1	0	0	1
Not applicable	BK	13,619	354	7,530	353	5,904	1,604	2,990	2,902	2,832	2,817	40,905	

SEVENTH PERSON

1. Relationship of seventh person to head of household

[VAR: RELATE7]

RESPONSE	PUNCH	YEAR								COL. 5118			
		1972-82	1982B	1983-87	1987B	1988-91	1993	1994	1996	1998	2000	ALL	
Head of household		1	0	0	0	0	0	0	0	0	0	0	0
Spouse		2	2	0	1	0	1	0	0	0	1	0	5
Child (natural, adopted, step)		3	184	14	105	5	65	7	19	21	14	22	456
Son-/daughter-in-law		4	0	0	1	0	0	1	0	0	0	0	2
Grand/great-grandchild		5	15	6	18	6	15	1	10	7	4	2	84
Parent/parent-in-law		6	4	0	0	0	2	0	0	2	0	1	9
Other relative		7	2	0	4	1	6	0	4	4	9	4	34
Non-relative		8	5	0	8	0	1	0	1	4	1	0	20
No answer		9	6	1	0	0	3	0	0	4	2	2	18
Not applicable	BK	13,408	333	7,405	341	5,814	1,597	2,958	2,862	2,801	2,786	40,305	

2. Gender of seventh person

[VAR: GENDER7]

RESPONSE	PUNCH	YEAR								COL. 5119			
		1972-82	1982B	1983-87	1987B	1988-91	1993	1994	1996	1998	2000	ALL	
Male		1	116	14	68	5	46	5	13	15	14	15	311
Female		2	98	6	68	7	44	4	21	25	17	14	304
No answer		9	4	1	1	0	3	0	0	2	0	2	13
Not applicable	BK	13,408	333	7,405	341	5,814	1,597	2,958	2,862	2,801	2,786	40,305	

3. Age of seventh person

[VAR: OLD7]

RESPONSE	PUNCH	YEAR					COL. 5120-5121					
		1972-82	1982B	1983-87	1987B	1988-91	1993	1994	1996	1998	2000	ALL
0-9	0-9	117	10	85	7	63	7	26	33	16	14	378
10-19	10-19	81	9	41	5	23	1	7	5	11	12	195
20-29	20-29	10	2	5	0	1	1	1	1	1	3	25
30-39	30-39	1	0	2	0	2	0	0	0	1	1	7
40-49	40-49	0	0	1	0	1	0	0	0	0	0	2
50-59	50-59	1	0	1	0	2	0	0	3	0	0	7
60-69	60-69	2	0	0	0	0	0	0	0	0	0	2
70-79	70-79	2	0	0	0	0	0	0	0	1	0	3
80 or over	80-97	1	0	1	0	0	0	0	0	0	0	2
Don't know	98	0	0	0	0	0	0	0	0	0	0	0
No answer	99	3	0	1	0	1	0	0	0	1	1	7
Not applicable	BK	13,408	333	7,405	341	5,814	1,597	2,958	2,862	2,801	2,786	40,305

REMARKS: This variable codes the exact age mentioned in columns 5120-5121. The numbers above are for convenience of display only.

4. Marital status of seventh person

[VAR: MAR7]

RESPONSE	PUNCH	YEAR					COL. 5122					
		1972-82	1982B	1983-87	1987B	1988-91	1993	1994	1996	1998	2000	ALL
Married	1	4	0	1	0	2	1	0	2	1	2	13
Widowed	2	4	0	1	0	1	0	0	1	1	0	8
Divorced	3	0	0	1	0	1	0	0	0	0	0	2
Separated	4	0	0	0	0	0	0	1	0	0	0	1
Never married	5	46	6	24	2	17	1	3	1	8	10	118
No answer	9	5	1	5	2	1	0	1	2	0	0	17
Not applicable	BK	13,567	347	7,510	349	5,885	1,604	2,987	2,898	2,822	2,805	40,774

5. Is the seventh person staying somewhere else right now?

[VAR: AWAY7]

RESPONSE	PUNCH	YEAR					COL. 5123					
		1972-82	1982B	1983-87	1987B	1988-91	1993	1994	1996	1998	2000	ALL
Yes	1	6	0	4	0	1	1	0	1	0	0	13
Don't know	8	0	0	0	0	0	0	0	0	0	0	0
No answer	9	0	0	0	0	0	0	0	0	0	0	0
Not applicable	BK	13,620	354	7,538	353	5,906	1,605	2,992	2,903	2,832	2,817	40,920

6. Where is the seventh person staying?

[VAR: WHERE7]

RESPONSE	PUNCH	YEAR					COL. 5124					
		1972-82	1982B	1983-87	1987B	1988-91	1993	1994	1996	1998	2000	ALL
Another household	1	6	0	2	0	1	1	0	0	0	0	10
Traveling	2	0	0	0	0	0	0	0	0	0	0	0
Institution	3	0	0	0	0	0	0	0	0	0	0	0
Other, don't know	4	0	0	0	0	0	0	0	0	0	0	0
No answer	9	0	0	2	0	0	0	0	1	0	0	3
Not applicable	BK	13,620	354	7,538	353	5,906	1,605	2,992	2,903	2,832	2,817	40,920

EIGHTH PERSON

1. Relationship of eighth person to head of household

[VAR: RELATE8]

RESPONSE	PUNCH	YEAR										COL. 5125
		1972-82	1982B	1983-87	1987B	1988-91	1993	1994	1996	1998	2000	ALL
Head of household	1	0	0	0	0	0	0	0	0	0	0	0
Spouse	2	0	0	0	0	0	0	0	0	1	0	1
Child (natural, adopted, step)	3	84	5	45	2	20	2	3	7	6	8	182
Son-/daughter-in-law	4	0	0	0	0	0	0	0	0	0	1	1
Grand/great-grandchild	5	5	9	9	4	6	1	4	3	2	2	45
Parent/parent-in-law	6	3	1	1	0	1	0	0	0	0	0	6
Other relative	7	2	0	1	1	5	1	0	2	5	4	21
Non-relative	8	3	0	4	0	2	0	0	0	0	0	9
No answer	9	3	1	0	0	0	0	0	1	1	0	6
Not applicable	BK	13,526	338	7,482	346	5,873	1,602	2,985	2,891	2,817	2,802	40,662

2. Gender of eighth person

[VAR: GENDER8]

RESPONSE	PUNCH	YEAR										COL. 5126
		1972-82	1982B	1983-87	1987B	1988-91	1993	1994	1996	1998	2000	ALL
Male	1	52	6	24	3	22	2	3	10	5	10	137
Female	2	47	9	35	4	12	2	4	3	10	5	131
No answer	9	1	1	1	0	0	0	0	0	0	0	3
Not applicable	BK	13,526	338	7,482	346	5,873	1,602	2,985	2,891	2,817	2,802	40,662

3. Age of eighth person

[VAR: OLD8]

RESPONSE	PUNCH	YEAR										COL. 5127-5128
		1972-82	1982B	1983-87	1987B	1988-91	1993	1994	1996	1998	2000	ALL
0-9	0-9	59	11	44	5	20	4	6	9	7	10	175
10-19	10-19	33	4	9	2	7	0	1	3	4	4	67
20-29	20-29	2	0	3	0	3	0	0	1	0	1	10
30-39	30-39	0	0	0	0	1	0	0	0	1	0	2
40-49	40-49	1	0	2	0	0	0	0	0	0	0	3
50-59	50-59	0	1	0	0	0	0	0	0	0	0	1
60-69	60-69	2	0	1	0	2	0	0	0	0	0	5
70-79	70-79	1	0	0	0	0	0	0	0	0	0	1
80 or over	80-97	0	0	0	0	0	0	0	0	0	0	0
Don't know	98	0	0	0	0	0	0	0	0	0	0	0
No answer	99	2	0	1	0	1	0	0	0	3	0	7
Not applicable	BK	13,526	338	7,482	346	5,873	1,602	2,985	2,891	2,817	2,802	40,662

REMARKS: This variable codes the exact age mentioned in columns 5127-5128. The numbers above are for convenience of display only.

4. Marital status of eighth person

[VAR: MAR8]

RESPONSE	PUNCH	YEAR										COL. 5129
		1972-82	1982B	1983-87	1987B	1988-91	1993	1994	1996	1998	2000	ALL
Married	1	0	0	0	0	2	0	0	0	0	1	3
Widowed	2	3	0	1	0	0	0	0	0	0	0	4
Divorced	3	1	1	1	0	2	0	0	0	0	0	5
Separated	4	0	0	0	0	0	0	0	0	0	0	0
Never married	5	16	2	10	2	4	0	0	2	4	3	43
No answer	9	2	0	1	0	1	0	0	1	1	0	6
Not applicable	BK	13,604	351	7,529	351	5,898	1,606	2,992	2,901	2,827	2,813	40,872

5. Is the eighth person staying somewhere else right now?

[VAR: AWAY8]

RESPONSE	PUNCH	YEAR					COL. 5130					
		1972-82	1982B	1983-87	1987B	1988-91	1993	1994	1996	1998	2000	ALL
Yes	1	1	0	0	0	0	0	0	0	0	0	1
Don't know	8	0	0	0	0	0	0	0	0	0	0	0
No answer	9	0	0	0	0	0	0	0	0	0	0	0
Not applicable	BK	13,625	354	7,542	353	5,907	1,606	2,992	2,904	2,832	2,817	40,932

6. Where is the eighth person staying?

[VAR: WHERE8]

RESPONSE	PUNCH	YEAR					COL. 5131					
		1972-82	1982B	1983-87	1987B	1988-91	1993	1994	1996	1998	2000	ALL
Another household	1	1	0	0	0	0	0	0	0	0	0	1
Traveling	2	0	0	0	0	0	0	0	0	0	0	0
Institution	3	0	0	0	0	0	0	0	0	0	0	0
Other, don't know	4	0	0	0	0	0	0	0	0	0	0	0
No answer	9	0	0	0	0	0	0	0	0	0	0	0
Not applicable	BK	13,625	354	7,542	353	5,907	1,606	2,992	2,904	2,832	2,817	40,932

NINTH PERSON

1. Relationship of ninth person to head of household

[VAR: RELATE9]

RESPONSE	PUNCH	YEAR					COL. 5132					
		1972-82	1982B	1983-87	1987B	1988-91	1993	1994	1996	1998	2000	ALL
Head of household	1	0	0	0	0	0	0	0	0	0	0	0
Spouse	2	0	0	1	0	0	0	0	0	0	0	1
Child (natural, adopted, step)	3	41	3	21	3	9	0	1	3	3	6	90
Son-/daughter-in-law	4	0	0	0	0	1	0	0	0	0	1	2
Grand/great-grandchild	5	4	4	8	2	3	1	0	2	1	2	27
Parent/parent-in-law	6	0	0	0	0	0	0	0	0	0	0	0
Other relative	7	2	0	2	0	3	1	0	0	1	3	12
Non-relative	8	0	0	0	0	0	0	0	0	0	0	0
No answer	9	3	0	0	0	0	0	0	0	1	1	5
Not applicable	BK	13,576	347	7,510	348	5,891	1,604	2,991	2,899	2,826	2,804	40,796

2. Gender of ninth person

[VAR: GENDER9]

RESPONSE	PUNCH	YEAR					COL. 5133					
		1972-82	1982B	1983-87	1987B	1988-91	1993	1994	1996	1998	2000	ALL
Male	1	24	5	16	2	5	1	1	1	3	8	66
Female	2	24	2	15	3	11	1	0	4	3	5	68
No answer	9	2	0	1	0	0	0	0	0	0	0	3
Not applicable	BK	13,576	347	7,510	348	5,891	1,604	2,991	2,899	2,826	2,804	40,796

3. Age of ninth person

[VAR: OLD9]

RESPONSE	PUNCH	YEAR										COL. 5134-5135
		1972-82	1982B	1983-87	1987B	1988-91	1993	1994	1996	1998	2000	ALL
0-9	0-9	30	5	28	3	11	2	0	4	2	7	92
10-19	10-19	17	1	2	1	0	0	0	1	2	4	28
20-29	20-29	1	1	1	1	3	0	0	0	0	0	7
30-39	30-39	0	0	0	0	0	0	1	0	1	0	2
40-49	40-49	0	0	1	0	0	0	0	0	0	0	1
50-59	50-59	0	0	0	0	1	0	0	0	0	0	1
60-69	60-69	0	0	0	0	0	0	0	0	0	0	0
70-79	70-79	0	0	0	0	0	0	0	0	0	0	0
80 or over	80-97	0	0	0	0	0	0	0	0	0	0	0
Don't know	98	0	0	0	0	0	0	0	0	0	0	0
No answer	99	2	0	0	0	1	0	0	0	1	2	6
Not applicable	BK	13,576	347	7,510	348	5,891	1,604	2,991	2,899	2,826	2,804	40,796

REMARKS: This variable codes the exact age mentioned in columns 5134-5135. The numbers above are for convenience of display only.

4. Marital status of ninth person

[VAR: MAR9]

RESPONSE	PUNCH	YEAR										COL. 5136
		1972-82	1982B	1983-87	1987B	1988-91	1993	1994	1996	1998	2000	ALL
Married	1	0	0	1	0	3	0	0	0	0	1	5
Widowed	2	0	0	0	0	0	0	0	0	0	0	0
Divorced	3	0	0	0	0	0	0	0	0	0	0	0
Separated	4	0	0	0	1	0	0	0	0	0	0	1
Never married	5	7	2	2	1	1	0	1	0	2	1	17
No answer	9	2	0	0	0	1	0	0	1	0	2	6
Not applicable	BK	13,617	352	7,539	351	5,902	1,606	2,991	2,903	2,830	2,813	40,904

5. Is the ninth person staying somewhere else right now?

[VAR: AWAY9]

RESPONSE	PUNCH	YEAR										COL. 5137
		1972-82	1982B	1983-87	1987B	1988-91	1993	1994	1996	1998	2000	ALL
Yes	1	2	0	2	0	0	0	0	0	0	0	4
Don't answer	8	0	0	0	0	0	0	0	0	0	0	0
No answer	9	0	0	0	0	0	0	0	0	0	0	0
Not applicable	BK	13,624	354	7,540	353	5,907	1,606	2,992	2,904	2,832	2,817	40,929

6. Where is the ninth person staying?

[VAR: WHERE9]

RESPONSE	PUNCH	YEAR										COL. 5138
		1972-82	1982B	1983-87	1987B	1988-91	1993	1994	1996	1998	2000	ALL
Another household	1	2	0	1	0	0	0	0	0	0	0	3
Traveling	2	0	0	0	0	0	0	0	0	0	0	0
Institution	3	0	0	0	0	0	0	0	0	0	0	0
Other, don't know	4	0	0	1	0	0	0	0	0	0	0	1
No answer	9	0	0	0	0	0	0	0	0	0	0	0
Not applicable	BK	13,624	354	7,540	353	5,907	1,606	2,992	2,904	2,832	2,817	40,929

TENTH PERSON

1. Relationship of tenth person to head of household

[VAR: RELATE10]

RESPONSE	PUNCH	YEAR										COL. 5139
		1972-82	1982B	1983-87	1987B	1988-91	1993	1994	1996	1998	2000	ALL
Head of household	1	0	0	0	0	0	0	0	0	0	0	0
Spouse	2	0	0	1	0	0	0	0	0	0	0	1
Child (natural, adopted, step)	3	19	0	11	0	2	0	0	1	0	2	35
Son-/daughter-in-law	4	1	0	0	0	0	0	0	0	0	0	1
Grand/great-grandchild	5	3	3	3	2	1	0	0	0	1	2	15
Parent/parent-in-law	6	0	0	0	0	0	0	0	0	0	0	0
Other relative	7	0	0	1	0	2	0	0	0	1	1	5
Non-relative	8	1	0	0	0	0	0	0	0	0	0	1
No answer	9	2	0	0	0	0	0	0	0	0	0	2
Not applicable	BK	13,600	351	7,526	351	5,902	1,606	2,992	2,903	2,830	2,812	40,873

2. Gender of tenth person

[VAR: GENDER10]

RESPONSE	PUNCH	YEAR										COL. 5140
		1972-82	1982B	1983-87	1987B	1988-91	1993	1994	1996	1998	2000	ALL
Male	1	12	3	10	1	3	0	0	1	1	2	33
Female	2	13	0	6	1	2	0	0	0	1	3	26
No answer	9	1	0	0	0	0	0	0	0	0	0	1
Not applicable	BK	13,600	351	7,526	351	5,902	1,606	2,992	2,903	2,830	2,812	40,873

3. Age of tenth person

[VAR: OLD10]

RESPONSE	PUNCH	YEAR										COL. 5141-5142
		1972-82	1982B	1983-87	1987B	1988-91	1993	1994	1996	1998	2000	ALL
0-9	0-9	17	3	13	2	4	0	0	1	1	4	45
10-19	10-19	7	0	1	0	0	0	0	0	1	0	9
20-29	20-29	1	0	0	0	0	0	0	0	0	0	1
30-39	30-39	0	0	1	0	1	0	0	0	0	1	3
40-49	40-49	0	0	0	0	0	0	0	0	0	0	0
50-59	50-59	0	0	0	0	0	0	0	0	0	0	0
60-69	60-69	0	0	1	0	0	0	0	0	0	0	1
70-79	70-79	0	0	0	0	0	0	0	0	0	0	0
80 or over	80-97	0	0	0	0	0	0	0	0	0	0	0
Don't know	98	0	0	0	0	0	0	0	0	0	0	0
No answer	99	1	0	0	0	0	0	0	0	0	0	1
Not applicable	BK	13,600	351	7,526	351	5,902	1,606	2,992	2,903	2,830	2,812	40,873

REMARKS: This variable codes the exact age mentioned in columns 5141-5142. The numbers above are for convenience of display only.

4. Marital status of tenth person

[VAR: MAR10]

RESPONSE	PUNCH	YEAR										COL. 5143
		1972-82	1982B	1983-87	1987B	1988-91	1993	1994	1996	1998	2000	ALL
Married	1	1	0	2	0	0	0	0	0	0	1	4
Widowed	2	0	0	1	0	0	0	0	0	0	0	1
Divorced	3	0	0	0	0	0	0	0	0	0	0	0
Separated	4	0	0	0	0	1	0	0	0	0	0	1
Never married	5	2	0	0	0	0	0	0	0	0	0	2
No answer	9	2	0	0	0	0	0	0	0	0	0	2
Not applicable	BK	13,621	354	7,539	353	5,906	1,606	2,992	2,904	2,832	2,816	40,923

5. Is the tenth person staying somewhere else right now?

[VAR: AWAY10]

RESPONSE	PUNCH	YEAR										COL. 5144
		1972-82	1982B	1983-87	1987B	1988-91	1993	1994	1996	1998	2000	ALL
Yes		0	0	2	0	0	0	0	0	0	0	2
Don't know		8	0	0	0	0	0	0	0	0	0	0
No answer		9	0	0	0	0	0	0	0	0	0	0
Not applicable	BK	13,626	354	7,540	353	5,907	1,606	2,992	2,904	2,832	2,817	40,931

6. Where is the tenth person staying?

[VAR: WHERE10]

RESPONSE	PUNCH	YEAR										COL. 5145
		1972-82	1982B	1983-87	1987B	1988-91	1993	1994	1996	1998	2000	ALL
Another household		1	0	0	2	0	0	0	0	0	0	2
Traveling		2	0	0	0	0	0	0	0	0	0	0
Institution		3	0	0	0	0	0	0	0	0	0	0
Other, don't know		4	0	0	0	0	0	0	0	0	0	0
No answer		9	0	0	0	0	0	0	0	0	0	0
Not applicable	BK	13,626	354	7,540	353	5,907	1,606	2,992	2,904	2,832	2,817	40,931

ELEVENTH PERSON (VISITOR)

1. Relationship of eleventh person to head of household

[VAR: RELATE11]

RESPONSE	PUNCH	YEAR										COL. 5146
		1972-82	1982B	1983-87	1987B	1988-91	1993	1994	1996	1998	2000	ALL
Head of household		1	0	0	1	0	0	0	0	0	0	1
Spouse		2	0	0	0	2	0	0	4	6	0	12
Child (natural, adopted, step)		3	35	0	29	11	4	8	2	11	3	103
Son-/daughter-in-law		4	1	0	2	1	0	0	0	0	0	4
Grand/great-grandchild		5	9	0	6	5	0	0	1	1	1	24
Parent/parent-in-law		6	17	0	24	10	2	3	2	4	2	65
Other relative		7	31	0	27	7	1	4	2	1	2	76
Non-relative		8	30	0	34	16	2	6	7	3	1	101
No answer		9	10	3	5	7	0	1	5	1	0	32
Not applicable	BK	13,493	351	7,414	348	5,848	1,597	2,970	2,881	2,805	2,808	40,515

2. Gender of eleventh person

[VAR: GENDER11]

RESPONSE	PUNCH	YEAR										COL. 5147	
		1972-82	1982B	1983-87	1987B	1988-91	1993	1994	1996	1998	2000	ALL	
Male		1	58	1	57	5	29	5	12	9	10	2	188
Female		2	74	2	68	0	30	4	10	13	16	6	223
No answer		9	1	0	3	0	0	0	0	1	1	1	7
Not applicable	BK	13,493	351	7,414	348	5,848	1,597	2,970	2,881	2,805	2,808	40,515	

3. Age of eleventh person

[VAR: OLD11]

RESPONSE	PUNCH	YEAR					COL. 5156-5157					
		1972-82	1982B	1983-87	1987B	1988-91	1993	1994	1996	1998	2000	ALL
0-9	0-9	15	2	6	1	1	0	1	2	4	3	35
10-19	10-19	27	0	15	0	9	1	2	3	7	2	66
20-29	20-29	37	0	28	0	18	2	4	8	4	2	103
30-39	30-39	11	0	18	2	10	2	7	3	1	0	54
40-49	40-49	8	1	5	0	5	0	1	1	4	1	26
50-59	50-59	6	0	16	1	0	1	3	0	2	0	29
60-69	60-69	13	0	7	0	9	0	0	0	1	1	31
70-79	70-79	7	0	7	0	1	1	1	0	2	0	19
80 or over	80-97	4	0	7	1	3	1	1	0	1	0	18
Don't know	98	1	0	0	0	0	0	0	1	0	0	2
No answer	99	4	0	19	0	3	1	2	5	1	0	35
Not applicable	BK	13,493	351	7,414	348	5,848	1,597	2,970	2,881	2,805	2,808	40,515

REMARKS: This variable codes the exact age mentioned in columns 5156-5157. The numbers above are for convenience of display only. Note eleventh through fourteenth persons are visitors in the household.

4. Marital status of eleventh person

[VAR: MAR11]

RESPONSE	PUNCH	YEAR					COL. 5158					
		1972-82	1982B	1983-87	1987B	1988-91	1993	1994	1996	1998	2000	ALL
Married	1	26	0	24	2	15	2	6	5	11	2	93
Widowed	2	16	0	18	0	8	2	1	0	1	0	46
Divorced	3	15	0	10	0	6	2	3	0	1	0	37
Separated	4	14	0	9	1	5	0	2	4	1	1	37
Never married	5	35	0	36	1	23	2	5	7	7	3	119
No answer	9	7	1	23	0	1	0	3	4	1	1	41
Not applicable	BK	13,513	353	7,422	349	5,849	1,598	2,972	2,884	2,810	2,810	40,560

5. Is the eleventh person staying somewhere else right now?

[VAR: AWAY11]

RESPONSE	PUNCH	YEAR					COL. 5159					
		1972-82	1982B	1983-87	1987B	1988-91	1993	1994	1996	1998	2000	ALL
Yes	1	12	0	42	0	5	3	3	1	0	0	66
Don't know	8	0	0	0	0	0	0	0	0	0	0	0
No answer	9	0	0	1	0	0	0	0	0	0	0	1
Not applicable	BK	13,614	354	7,499	353	5,902	1,603	2,989	2,903	2,832	2,817	40,866

6. Where is the eleventh person staying?

[VAR: WHERE11]

RESPONSE	PUNCH	YEAR					COL. 5160					
		1972-82	1982B	1983-87	1987B	1988-91	1993	1994	1996	1998	2000	ALL
Another household	1	12	0	33	0	3	3	3	0	0	0	54
Traveling	2	0	0	1	0	0	0	0	0	0	0	1
Institution	3	0	0	0	0	0	0	0	1	0	0	1
Other, don't know	4	0	0	5	0	1	0	0	0	0	0	6
No answer	9	0	0	4	0	1	0	0	0	0	0	5
Not applicable	BK	13,614	354	7,499	353	5,902	1,603	2,989	2,903	2,832	2,817	40,866

TWELFTH PERSON (VISITOR)

1. Relationship of twelfth person to head of household

[VAR: RELATE12]

RESPONSE	PUNCH	YEAR										COL. 5161	
		1972-82	1982B	1983-87	1987B	1988-91	1993	1994	1996	1998	2000	ALL	
Head of household	1	0	0	0	0	0	0	0	0	0	0	0	0
Spouse	2	0	0	0	0	1	0	0	0	0	0	0	1
Child (natural, adopted, step)	3	9	0	3	0	4	0	0	3	7	2	2	28
Son-/daughter-in-law	4	5	0	3	0	0	0	2	0	2	1	1	13
Grand/great-grandchild	5	12	0	7	1	2	1	0	1	1	1	1	26
Parent/parent-in-law	6	1	0	4	1	3	0	1	2	2	0	0	14
Other relative	7	7	0	10	0	0	0	1	0	0	0	0	18
Non-relative	8	6	0	3	0	5	0	1	1	2	0	0	18
No answer	9	4	1	1	0	2	0	0	1	1	0	0	10
Not applicable	BK	13,582	353	7,511	351	5,890	1,605	2,987	2,896	2,817	2,813	40,805	

2. Gender of twelfth person

[VAR: GENDER12]

RESPONSE	PUNCH	YEAR										COL. 5162	
		1972-82	1982B	1983-87	1987B	1988-91	1993	1994	1996	1998	2000	ALL	
Male	1	20	0	12	0	8	1	3	4	5	1	1	54
Female	2	23	1	19	2	9	0	2	4	9	3	3	72
No answer	9	1	0	0	0	0	0	0	0	1	0	0	2
Not applicable	BK	13,582	353	7,511	351	5,890	1,605	2,987	2,896	2,817	2,813	40,805	

3. Age of twelfth person

[VAR: OLD12]

RESPONSE	PUNCH	YEAR										COL. 5163-5164	
		1972-82	1982B	1983-87	1987B	1988-91	1993	1994	1996	1998	2000	ALL	
0-9	0-9	20	1	9	1	3	0	1	1	2	3	3	41
10-19	10-19	6	0	3	0	2	0	0	5	6	0	0	22
20-29	20-29	11	0	3	0	5	0	0	0	2	0	0	21
30-39	30-39	2	0	4	0	1	0	3	0	3	1	1	14
40-49	40-49	0	0	1	0	1	0	0	0	1	0	0	3
50-59	50-59	3	0	2	0	0	0	0	0	0	0	0	5
60-69	60-69	0	0	1	0	4	0	0	0	0	0	0	5
70-79	70-79	1	0	3	1	0	0	0	0	1	0	0	6
80 or over	80-97	0	0	1	0	0	0	1	0	0	0	0	2
Don't know	98	0	0	0	0	0	0	0	1	0	0	0	1
No answer	99	1	0	4	0	1	1	0	1	0	0	0	8
Not applicable	BK	13,582	353	7,511	351	5,890	1,605	2,987	2,896	2,817	2,813	40,805	

REMARKS: This variable codes the exact age mentioned in columns 5163-5164. The numbers above are for convenience of display only.

4. Marital status of twelfth person

[VAR: MAR12]

RESPONSE	PUNCH	YEAR										COL. 5165	
		1972-82	1982B	1983-87	1987B	1988-91	1993	1994	1996	1998	2000	ALL	
Married	1	13	0	12	1	7	0	3	2	6	1	1	45
Widowed	2	0	0	1	0	0	0	0	0	0	0	0	1
Divorced	3	2	0	0	0	1	0	0	0	0	0	0	3
Separated	4	1	0	1	0	1	0	0	0	0	0	0	3
Never married	5	5	0	1	0	4	0	1	1	4	0	0	16
No answer	9	1	0	5	0	0	0	0	0	1	0	0	7
Not applicable	BK	13,604	354	7,522	352	5,894	1,606	2,988	2,901	2,821	2,816	40,858	

5. Is the twelfth person staying somewhere else right now?

[VAR: AWAY12]

RESPONSE	PUNCH	YEAR										COL. 5166	
		1972-82	1982B	1983-87	1987B	1988-91	1993	1994	1996	1998	2000	ALL	
Yes		1	2	0	7	0	4	0	0	0	0	0	13
Don't know		8	0	0	0	0	0	0	0	0	0	0	0
No answer		9	0	0	1	0	0	0	0	0	0	0	1
Not applicable	BK	13,624	354	7534	353	5,903	1,606	2,992	2,904	2,832	2,817	40,919	

6. Where is the twelfth person staying?

[VAR: WHERE12]

RESPONSE	PUNCH	YEAR										COL. 5167	
		1972-82	1982B	1983-87	1987B	1988-91	1993	1994	1996	1998	2000	ALL	
Another household		1	2	0	6	0	3	0	0	0	0	0	11
Traveling		2	0	0	0	0	0	0	0	0	0	0	0
Institution		3	0	0	0	0	0	0	0	0	0	0	0
Other, don't know		4	0	0	0	0	0	0	0	0	0	0	0
No answer		9	0	0	2	0	1	0	0	0	0	0	3
Not applicable	BK	13,624	354	7534	353	5,903	1,606	2,992	2,904	2,832	2,817	40,919	

THIRTEENTH PERSON (VISITOR)

1. Relationship of thirteenth person to head of household

[VAR: RELATE13]

RESPONSE	PUNCH	YEAR										COL. 5168	
		1972-82	1982B	1983-87	1987B	1988-91	1993	1994	1996	1998	2000	ALL	
Head of household		1	0	0	0	0	0	0	0	0	0	0	0
Spouse		2	0	0	1	0	0	0	0	0	0	0	1
Child (natural, adopted, step)		3	1	0	1	0	0	0	0	1	2	1	6
Son-/daughter-in-law		4	1	0	0	0	0	0	0	0	0	0	1
Grand/great-grandchild		5	10	0	5	0	1	0	1	0	2	0	19
Parent/parent-in-law		6	0	0	0	0	0	0	0	0	0	0	0
Other relative		7	2	0	3	0	0	0	0	0	0	0	5
Non-relative		8	0	0	0	0	1	0	0	0	1	0	2
No answer		9	2	0	0	0	0	0	0	0	1	0	3
Not applicable	BK	13,610	354	7,532	353	5,905	1,606	2,991	2,903	2,826	2,816	40,896	

2. Gender of thirteenth person

[VAR: GENDER13]

RESPONSE	PUNCH	YEAR										COL. 5169	
		1972-82	1982B	1983-87	1987B	1988-91	1993	1994	1996	1998	2000	ALL	
Male		1	7	0	6	0	1	0	1	0	1	1	17
Female		2	8	0	4	0	1	0	0	1	4	0	18
No answer		9	1	0	0	0	0	0	0	0	1	0	2
Not applicable	BK	13,610	354	7532	353	5,905	1,606	2,991	2,903	2,826	2,816	40,896	

3. Age of thirteenth person

[VAR: OLD13]

RESPONSE	PUNCH	YEAR					COL. 5170-5171					
		1972-82	1982B	1983-87	1987B	1988-91	1993	1994	1996	1998	2000	ALL
0-9	0-9	11	0	8	0	2	0	1	1	3	1	27
10-19	10-19	1	0	0	0	0	0	0	0	1	0	2
20-29	20-29	3	0	1	0	0	0	0	0	1	0	5
30-39	30-39	0	0	0	0	0	0	0	0	0	0	0
40-49	40-49	0	0	0	0	0	0	0	0	0	0	0
50-59	50-59	0	0	0	0	0	0	0	0	0	0	0
60-69	60-69	0	0	0	0	0	0	0	0	0	0	0
70-79	70-79	0	0	0	0	0	0	0	0	0	0	0
80 or over	80-97	0	0	0	0	0	0	0	0	0	0	0
Don't know	98	0	0	0	0	0	0	0	0	0	0	0
No answer	99	1	0	1	0	0	0	0	0	0	0	2
Not applicable	BK	13,610	354	7,532	353	5,905	1,606	2,991	2,903	2,827	2,816	40,897

REMARKS: This variable codes the exact age mentioned in columns 5170-5171. The numbers above are for convenience of display only.

4. Marital status of thirteenth person

[VAR: MAR13]

RESPONSE	PUNCH	YEAR					COL. 5172					
		1972-82	1982B	1983-87	1987B	1988-91	1993	1994	1996	1998	2000	ALL
Married	1	2	0	0	0	0	0	0	0	1	0	3
Widowed	2	0	0	0	0	0	0	0	0	0	0	0
Divorced	3	0	0	0	0	0	0	0	0	0	0	0
Separated	4	0	0	0	0	0	0	0	0	0	0	0
Never married	5	2	0	1	0	0	0	0	0	0	0	3
No answer	9	1	0	1	0	0	0	0	0	0	0	2
Not applicable	BK	13,621	354	7540	353	5,907	1,606	2,992	2,904	2,831	2,817	40,925

5. Is the thirteenth person staying somewhere else right now?

[VAR: AWAY13]

RESPONSE	PUNCH	YEAR					COL. 5173					
		1972-82	1982B	1983-87	1987B	1988-91	1993	1994	1996	1998	2000	ALL
Yes	1	0	0	2	0	1	0	0	0	0	0	3
Don't know	8	0	0	0	0	0	0	0	0	0	0	0
No answer	9	0	0	0	0	0	0	0	0	0	0	0
Not applicable	BK	13,626	354	7540	353	5,906	1,606	2,992	2,904	2,832	2,817	40,930

6. Where is the thirteenth person staying?

[VAR: WHERE13]

RESPONSE	PUNCH	YEAR					COL. 5174					
		1972-82	1982B	1983-87	1987B	1988-91	1993	1994	1996	1998	2000	ALL
Another household	1	0	0	2	0	1	0	0	0	0	0	3
Traveling	2	0	0	0	0	0	0	0	0	0	0	0
Institution	3	0	0	0	0	0	0	0	0	0	0	0
Other, don't know	4	0	0	0	0	0	0	0	0	0	0	0
No answer	9	0	0	0	0	0	0	0	0	0	0	0
Not applicable	BK	13,626	354	7540	353	5,906	1,606	2,992	2,904	2,832	2,817	40,930

FOURTEENTH PERSON (VISITOR)

1. Relationship of fourteenth person to head of household

[VAR: RELATE14]

RESPONSE	PUNCH	YEAR									COL.	5175
		1972-82	1982B	1983-87	1987B	1988-91	1993	1994	1996	1998	2000	ALL
Head of household	1	0	0	0	0	0	0	0	0	0	0	0
Spouse	2	0	0	0	0	0	0	0	0	0	0	0
Child (natural, adopted, step)	3	0	0	1	0	0	0	0	0	1	0	2
Son-/daughter-in-law	4	0	0	0	0	0	0	0	0	0	0	0
Grand/great-grandchild	5	6	0	2	0	0	0	1	0	1	0	10
Parent/parent-in-law	6	0	0	0	0	0	0	0	0	0	0	0
Other relative	7	2	0	1	0	0	0	0	0	0	0	3
Non-relative	8	0	0	0	0	0	0	0	0	0	0	0
No answer	9	1	0	0	0	0	0	0	0	0	0	1
Not applicable	BK	13,617	354	7,538	353	5,907	1,606	2,991	2,904	2,830	2,817	40,917

2. Gender of fourteenth person

[VAR: GENDER14]

RESPONSE	PUNCH	YEAR									COL.	5176
		1972-82	1982B	1983-87	1987B	1988-91	1993	1994	1996	1998	2000	ALL
Male	1	7	0	2	0	0	0	1	0	1	0	11
Female	2	1	0	2	0	0	0	0	0	1	0	4
No answer	9	1	0	0	0	0	0	0	0	0	0	1
Not applicable	BK	13,617	354	7,538	353	5,907	1,606	2,991	2,904	2,830	2,817	40,917

3. Age of fourteenth person

[VAR: OLD14]

RESPONSE	PUNCH	YEAR									COL.	5177-5178
		1972-82	1982B	1983-87	1987B	1988-91	1993	1994	1996	1998	2000	ALL
0-9	0-9	7	0	3	0	0	0	1	0	1	0	12
10-19	10-19	1	0	0	0	0	0	0	0	1	0	2
20-29	20-29	0	0	0	0	0	0	0	0	0	0	0
30-39	30-39	0	0	0	0	0	0	0	0	0	0	0
40-49	40-49	0	0	0	0	0	0	0	0	0	0	0
50-59	50-59	0	0	0	0	0	0	0	0	0	0	0
60-69	60-69	0	0	0	0	0	0	0	0	0	0	0
70-79	70-79	0	0	0	0	0	0	0	0	0	0	0
80 or over	80-97	0	0	0	0	0	0	0	0	0	0	0
Don't know	98	0	0	0	0	0	0	0	0	0	0	0
No answer	99	1	0	1	0	0	0	0	0	0	0	2
Not applicable	BK	13,617	354	7,538	353	5,907	1,606	2,991	2,904	2,830	2,817	40,917

REMARKS: This variable codes the exact age mentioned in columns 5177-5178. The numbers above are for convenience of display only.

4. Marital status of fourteenth person

[VAR: MAR14]

RESPONSE	PUNCH	YEAR									COL.	5179
		1972-82	1982B	1983-87	1987B	1988-91	1993	1994	1996	1998	2000	ALL
Married	1	0	0	1	0	0	0	0	0	1	0	2
Widowed	2	0	0	0	0	0	0	0	0	0	0	0
Divorced	3	0	0	0	0	0	0	0	0	0	0	0
Separated	4	0	0	0	0	0	0	0	0	0	0	0
Never married	5	0	0	0	0	0	0	0	0	0	0	0
No answer	9	0	0	0	0	0	0	0	0	0	0	0
Not applicable	BK	13,626	354	7,541	353	5,907	1,606	2,992	2,904	2,831	2,817	40,931

5. Is the fourteenth person staying somewhere else right now?

[VAR: AWAY14]

RESPONSE	PUNCH	YEAR					COL. 5180					
		1972-82	1982B	1983-87	1987B	1988-91	1993	1994	1996	1998	2000	ALL
Yes		0	0	1	0	0	0	0	0	0	0	1
Don't know		8	0	0	0	0	0	0	0	0	0	0
No answer		9	0	0	0	0	0	0	0	0	0	0
Not applicable	BK	13,626	354	7,541	353	5,907	1,606	2,992	2,904	2,832	2,817	40,932

6. Where is the fourteenth person staying?

[VAR: WHERE14]

RESPONSE	PUNCH	YEAR					COL. 5181					
		1972-82	1982B	1983-87	1987B	1988-91	1993	1994	1996	1998	2000	ALL
Another household		1	0	0	1	0	0	0	0	0	0	1
Traveling		2	0	0	0	0	0	0	0	0	0	0
Institution		3	0	0	0	0	0	0	0	0	0	0
Other, don't know		4	0	0	0	0	0	0	0	0	0	0
No answer		9	0	0	0	0	0	0	0	0	0	0
Not applicable	BK	13,626	354	7,541	353	5,907	1,606	2,992	2,904	2,832	2,817	40,932

1199. What is (PERSON)'s relationship to (HEAD OF HOUSEHOLD)? SEE CODES BELOW ROSTER

Relationship of first person to head of household, revised.

[VAR: RELHHD1]

RESPONSE	PUNCH	YEAR					COL. 5182-5183					
		1972-82	1982B	1983-87	1987B	1988-91	1993	1994	1996	1998	2000	ALL
Head of Household		1	0	0	0	0	1,606	2,992	2,904	2,832	2,817	13,151
Spouse		2	0	0	0	0	0	0	0	0	0	0
Partner, Fiance(e), Boy- friend, Girlfriend, etc.		3	0	0	0	0	0	0	0	0	0	0
Child, Natural or Adopted, Stepchild		4	0	0	0	0	0	0	0	0	0	0
Grandchild, Great-Grandchild		5	0	0	0	0	0	0	0	0	0	0
Son-In-Law, Daughter-In-Law		6	0	0	0	0	0	0	0	0	0	0
Parent		7	0	0	0	0	0	0	0	0	0	0
Parent-In-Law		8	0	0	0	0	0	0	0	0	0	0
Grandparent, Great- Grandparent		9	0	0	0	0	0	0	0	0	0	0
Uncle or Aunt		10	0	0	0	0	0	0	0	0	0	0
Niece or Nephew		11	0	0	0	0	0	0	0	0	0	0
Cousin		12	0	0	0	0	0	0	0	0	0	0
Brother, Sister (Full, Half, or Step Sibling)		13	0	0	0	0	0	0	0	0	0	0
Sibling-In-Law		14	0	0	0	0	0	0	0	0	0	0
Other Relative (Great-Aunt, Grandniece, etc.)		15	0	0	0	0	0	0	0	0	0	0
Roommate, Housemate		16	0	0	0	0	0	0	0	0	0	0
Friend		17	0	0	0	0	0	0	0	0	0	0
Child of Non-Relative		18	0	0	0	0	0	0	0	0	0	0
Other Non-Relative (Employee, Boarder)		19	0	0	0	0	0	0	0	0	0	0
Don't know		98	0	0	0	0	0	0	0	0	0	0
No answer		99	0	0	0	0	0	0	0	0	0	0
Not applicable	BK	13,626	354	7,542	353	5,907	0	0	0	0	0	27,782

Relationship of second person to head of household, revised.

[VAR: RELHHD2]

RESPONSE	PUNCH	YEAR					COL. 5184-5185					
		1972-82	1982B	1983-87	1987B	1988-91	1993	1994	1996	1998	2000	ALL
Spouse	2	0	0	0	0	0	900	1,596	1,394	1,389	1,327	6,606
Partner, Fiance(e), Boy- friend, Girlfriend, etc.	3	0	0	0	0	0	61	106	144	138	192	641
Child, Natural or Adopted, Stepchild	4	0	0	0	0	0	172	339	353	299	353	1,516
Grandchild, Great-Grandchild	5	0	0	0	0	0	6	013	16	8	13	56
Son-In-Law, Daughter-In-Law	6	0	0	0	0	0	1	4	3	3	4	15
Parent	7	0	0	0	0	0	8	17	20	15	26	86
Parent-In-Law	8	0	0	0	0	0	0	0	0	1	1	2
Grandparent, Great- Grandparent	9	0	0	0	0	0	0	0	0	4	1	5
Uncle or Aunt	10	0	0	0	0	0	1	2	4	3	1	11
Niece or Nephew	11	0	0	0	0	0	2	6	5	5	9	27
Cousin	12	0	0	0	0	0	1	3	4	1	3	12
Brother, Sister (Full, Half, or Step Sibling)	13	0	0	0	0	0	12	35	21	22	29	119
Sibling-In-Law	14	0	0	0	0	0	2	1	3	2	1	9
Other Relative (Great-Aunt, Grandniece, etc.)	15	0	0	0	0	0	0	0	0	1	1	2
Roommate, Housemate	16	0	0	0	0	0	46	76	82	74	92	370
Friend	17	0	0	0	0	0	11	18	18	12	13	72
Child of Non-Relative	18	0	0	0	0	0	0	0	0	0	0	0
Other Non-Relative (Employee, Boarder)	19	0	0	0	0	0	3	6	4	2	0	15
Don't know	98	0	0	0	0	0	0	0	1	1	0	2
No answer	99	0	0	0	0	0	7	18	89	75	10	199
Not applicable	BK	13,626	354	7,542	353	5,907	373	752	743	777	741	31,168

Relationship of third person to head of household, revised

[VAR: RELHHD3]

RESPONSE	PUNCH	YEAR					COL. 5186-5187					
		1972-82	1982B	1983-87	1987B	1988-91	1993	1994	1996	1998	2000	ALL
Spouse	2	0	0	0	0	0	5	13	13	23	0	54
Partner, Fiance(e), Boy- friend, Girlfriend, etc.	3	0	0	0	0	0	2	4	5	9	0	20
Child, Natural or Adopted, Stepchild	4	0	0	0	0	0	630	1,094	970	923	924	4,541
Grandchild, Great-Grandchild	5	0	0	0	0	0	9	023	21	15	33	101
Son-In-Law, Daughter-In-Law	6	0	0	0	0	0	7	4	10	8	10	39
Parent	7	0	0	0	0	0	4	10	10	9	20	53
Parent-In-Law	8	0	0	0	0	0	7	11	10	3	9	40
Grandparent, Great- Grandparent	9	0	0	0	0	0	1	1	0	2	4	8
Uncle or Aunt	10	0	0	0	0	0	1	3	1	2	1	8
Niece or Nephew	11	0	0	0	0	0	2	7	6	10	7	32
Cousin	12	0	0	0	0	0	0	3	1	1	1	6
Brother, Sister (Full, Half, or Step Sibling)	13	0	0	0	0	0	12	11	10	10	15	58
Sibling-In-Law	14	0	0	0	0	0	1	5	6	5	7	24
Other Relative (Great-Aunt, Grandniece, etc.)	15	0	0	0	0	0	0	2	0	2	3	7
Roommate, Housemate	16	0	0	0	0	0	17	18	28	25	27	115
Friend	17	0	0	0	0	0	4	6	11	2	7	30
Child of Non-Relative	18	0	0	0	0	0	2	19	16	16	13	66
Other Non-Relative (Employee, Boarder)	19	0	0	0	0	0	3	0	3	4	9	19
Don't know	98	0	0	0	0	0	0	0	0	0	1	1
No answer	99	0	0	0	0	0	4	7	54	49	58	172
Not applicable	BK	13,626	354	7,542	353	5,907	895	1,751	1,729	1,714	1,668	35,539

Relationship of fourth person to head of household, revised.

[VAR: RELHHD4]

RESPONSE	PUNCH	YEAR							COL. 5188-5189			
		1972-82	1982B	1983-87	1987B	1988-91	1993	1994	1996	1998	2000	ALL
Spouse	2	0	0	0	0	0	3	5	10	5	0	23
Partner, Fiance(e), Boy- friend, Girlfriend, etc.	3	0	0	0	0	0	1	2	3	4	0	10
Child, Natural or Adpcted, Stepchild	4	0	0	0	0	0	371	624	591	534	569	2,689
Grandchild, Great-Grandchild	5	0	0	0	0	0	15	034	26	23	35	133
Son-In-Law, Daughter-In-Law	6	0	0	0	0	0	2	5	6	7	6	26
Parent	7	0	0	0	0	0	1	3	3	4	5	16
Parent-In-Law	8	0	0	0	0	0	1	3	3	2	2	11
Grandparent, Great- Grandparent	9	0	0	0	0	0	0	0	1	1	2	4
Uncle or Aunt	10	0	0	0	0	0	0	0	1	0	1	2
Niece or Nephew	11	0	0	0	0	0	4	5	9	10	1	29
Cousin	12	0	0	0	0	0	0	1	2	0	2	5
Brother, Sister (Full, Half, or Step Sibling)	13	0	0	0	0	0	1	2	6	3	5	17
Sibling-In-Law	14	0	0	0	0	0	1	4	3	2	4	14
Other Relative (Great-Aunt, Grandniece, etc.)	15	0	0	0	0	0	0	3	1	2	2	8
Roommate, Housemate	16	0	0	0	0	0	7	9	9	6	11	42
Friend	17	0	0	0	0	0	2	3	2	0	3	10
Child of Non-Relative	18	0	0	0	0	0	3	11	10	7	5	36
Other Non-Relative (Employee, Boarder)	19	0	0	0	0	0	2	1	3	2	2	10
Don't know	98	0	0	0	0	0	0	0	0	0	0	0
No answer	99	0	0	0	0	0	2	3	31	24	35	95
Not applicable	BK	13,626	354	7,542	353	5,907	1,190	2,274	2,184	2,196	2,127	37,753

Relationship of fifth person to head of household, revised.

[VAR: RELHHD5]

RESPONSE	PUNCH	YEAR							COL. 5190-5191			
		1972-82	1982B	1983-87	1987B	1988-91	1993	1994	1996	1998	2000	ALL
Spouse	2	0	0	0	0	0	0	1	2	1	0	4
Partner, Fiance(e), Boy- friend, Girlfriend, etc.	3	0	0	0	0	0	0	1	2	1	0	4
Child, Natural or Adpcted, Stepchild	4	0	0	0	0	0	128	209	204	196	197	934
Grandchild, Great-Grandchild	5	0	0	0	0	0	12	026	19	9	20	86
Son-In-Law, Daughter-In-Law	6	0	0	0	0	0	0	1	0	2	0	3
Parent	7	0	0	0	0	0	0	2	2	1	3	8
Parent-In-Law	8	0	0	0	0	0	1	0	2	3	0	6
Grandparent, Great- Grandparent	9	0	0	0	0	0	0	0	1	0	0	1
Uncle or Aunt	10	0	0	0	0	0	1	0	0	1	1	3
Niece or Nephew	11	0	0	0	0	0	3	5	12	5	7	32
Cousin	12	0	0	0	0	0	1	1	0	0	1	3
Brother, Sister (Full, Half, or Step Sibling)	13	0	0	0	0	0	0	1	0	3	2	6
Sibling-In-Law	14	0	0	0	0	0	2	2	3	0	2	9
Other Relative (Great-Aunt, Grandniece, etc.)	15	0	0	0	0	0	0	0	2	0	0	2
Roommate, Housemate	16	0	0	0	0	0	2	2	0	1	3	8
Friend	17	0	0	0	0	0	1	2	2	0	2	7
Child of Non-Relative	18	0	0	0	0	0	3	7	3	6	4	23
Other Non-Relative (Employee, Boarder)	19	0	0	0	0	0	0	1	3	1	1	6
Don't know	98	0	0	0	0	0	0	0	0	0	0	0
No answer	99	0	0	0	0	0	1	2	10	14	15	42
Not applicable	BK	13,626	354	7,542	353	5,907	1,451	2,729	2,637	2,588	2,559	39,746

Relationship of sixth person to head of household, revised.

[VAR: RELHHD6]

RESPONSE	PUNCH	YEAR							COL. 5192-5193			
		1972-82	1982B	1983-87	1987B	1988-91	1993	1994	1996	1998	2000	ALL
Spouse	2	0	0	0	0	0	0	1	0	1	0	2
Partner, Fiance(e), Boy- friend, Girlfriend, etc.	3	0	0	0	0	0	0	0	0	0	0	0
Child, Natural or Adpcted, Stepchild	4	0	0	0	0	0	31	66	72	63	68	300
Grandchild, Great-Grandchild	5	0	0	0	0	0	4	14	17	7	8	50
Son-In-Law, Daughter-In-Law	6	0	0	0	0	0	0	2	4	0	0	6
Parent	7	0	0	0	0	0	0	0	1	2	3	6
Parent-In-Law	8	0	0	0	0	0	0	0	1	0	0	1
Grandparent, Great- Grandparent	9	0	0	0	0	0	0	0	1	0	0	1
Uncle or Aunt	10	0	0	0	0	0	0	0	0	0	1	1
Niece or Nephew	11	0	0	0	0	0	2	3	4	5	4	18
Cousin	12	0	0	0	0	0	1	0	0	0	1	2
Brother, Sister (Full, Half, or Step Sibling)	13	0	0	0	0	0	0	0	0	2	0	2
Sibling-In-Law	14	0	0	0	0	0	0	3	2	1	1	7
Other Relative (Great-Aunt, Grandniece, etc.)	15	0	0	0	0	0	0	0	0	1	0	1
Roommate, Housemate	16	0	0	0	0	0	0	1	0	0	1	2
Friend	17	0	0	0	0	0	1	0	1	0	0	2
Child of Non-Relative	18	0	0	0	0	0	1	2	3	4	1	11
Other Non-Relative (Employee, Boarder)	19	0	0	0	0	0	0	0	2	0	0	2
Don't know	98	0	0	0	0	0	0	0	0	0	1	1
No answer	99	0	0	0	0	0	0	0	5	5	7	17
Not applicable	BK	13,626	354	7,542	353	5,907	1,566	2,900	2,791	2,741	2,721	40,501

Relationship of seventh person to head of household, revised.

[VAR: RELHHD7]

RESPONSE	PUNCH	YEAR							COL. 5194-5195			
		1972-82	1982B	1983-87	1987B	1988-91	1993	1994	1996	1998	2000	ALL
Spouse	2	0	0	0	0	0	0	0	0	1	0	1
Partner, Fiance(e), Boy- friend, Girlfriend, etc.	3	0	0	0	0	0	0	0	0	0	0	0
Child, Natural or Adpcted, Stepchild	4	0	0	0	0	0	7	19	21	14	22	83
Grandchild, Great-Grandchild	5	0	0	0	0	0	1	10	7	4	2	24
Son-In-Law, Daughter-In-Law	6	0	0	0	0	0	1	0	0	0	0	1
Parent	7	0	0	0	0	0	0	0	2	0	1	3
Parent-In-Law	8	0	0	0	0	0	0	0	0	0	0	0
Grandparent, Great- Grandparent	9	0	0	0	0	0	0	0	0	0	0	0
Uncle or Aunt	10	0	0	0	0	0	0	0	0	0	0	0
Niece or Nephew	11	0	0	0	0	0	0	4	2	5	1	12
Cousin	12	0	0	0	0	0	0	0	0	0	1	1
Brother, Sister (Full, Half, or Step Sibling)	13	0	0	0	0	0	0	0	1	3	0	4
Sibling-In-Law	14	0	0	0	0	0	0	0	0	0	2	2
Other Relative (Great-Aunt, Grandniece, etc.)	15	0	0	0	0	0	0	0	1	1	0	2
Roommate, Housemate	16	0	0	0	0	0	0	0	0	0	0	0
Friend	17	0	0	0	0	0	0	1	1	0	0	2
Child of Non-Relative	18	0	0	0	0	0	0	0	2	1	0	3
Other Non-Relative (Employee, Boarder)	19	0	0	0	0	0	0	0	1	0	0	1
Don't know	98	0	0	0	0	0	0	0	0	0	0	0
No answer	99	0	0	0	0	0	0	0	4	2	2	8
Not applicable	BK	13,626	354	7,542	353	5,907	1,597	2,958	2,862	2,801	2,786	40,786

Relationship of eighth person to head of household, revised.

[VAR: RELHHD8]

RESPONSE	PUNCH	YEAR										COL. 5196-5197 ALL
		1972-82	1982B	1983-87	1987B	1988-91	1993	1994	1996	1998	2000	
Spouse	2	0	0	0	0	0	0	0	0	1	0	1
Partner, Fiance(e), Boy- friend, Girlfriend, etc.	3	0	0	0	0	0	0	0	0	0	0	0
Child, Natural or Adpcted, Stepchild	4	0	0	0	0	0	2	3	7	6	8	26
Grandchild, Great-Grandchild	5	0	0	0	0	0	1	4	3	2	2	12
Son-In-Law, Daughter- In-Law	6	0	0	0	0	0	0	0	0	0	1	1
Parent	7	0	0	0	0	0	0	0	0	0	0	0
Parent-In-Law	8	0	0	0	0	0	0	0	0	0	0	0
Grandparent, Great-Grandparent	9	0	0	0	0	0	0	0	0	0	0	0
Uncle or Aunt	10	0	0	0	0	0	0	0	0	0	0	0
Niece or Nephew	11	0	0	0	0	0	1	0	1	4	3	9
Cousin	12	0	0	0	0	0	0	0	0	0	1	1
Brother, Sister (Full, Half, or Step Sibling)	13	0	0	0	0	0	0	0	0	1	0	1
Sibling-In-Law	14	0	0	0	0	0	0	0	1	0	0	1
Other Relative (Great-Aunt, Grandniece, etc.)	15	0	0	0	0	0	0	0	0	0	0	0
Roommate, Housemate	16	0	0	0	0	0	0	0	0	0	0	0
Friend	17	0	0	0	0	0	0	0	0	0	0	0
Child of Non-Relative	18	0	0	0	0	0	0	0	0	0	0	0
Other Non-Relative (Employee, Boarder)	19	0	0	0	0	0	0	0	0	0	0	0
Don't know	98	0	0	0	0	0	0	0	0	0	0	0
No answer	99	0	0	0	0	0	0	0	1	1	0	2
Not applicable	BK	13,626	354	7,542	353	5,907	1,602	2,985	2,891	2,817	2,802	40,879

Relationship of ninth person to head of household, revised.

[VAR: RELHHD9]

RESPONSE	PUNCH	YEAR										COL. 5198-5199 ALL
		1972-82	1982B	1983-87	1987B	1988-91	1993	1994	1996	1998	2000	
Spouse	2	0	0	0	0	0	0	0	0	0	0	0
Partner, Fiance(e), Boy- friend, Girlfriend, etc.	3	0	0	0	0	0	0	0	0	0	0	0
Child, Natural or Adpcted, Stepchild	4	0	0	0	0	0	0	1	3	3	6	13
Grandchild, Great-Grandchild	5	0	0	0	0	0	1	0	2	1	2	6
Son-In-Law, Daughter-In-Law	6	0	0	0	0	0	0	0	0	0	1	1
Parent	7	0	0	0	0	0	0	0	0	0	0	0
Parent-In-Law	8	0	0	0	0	0	0	0	0	0	0	0
Grandparent, Great- Grandparent	9	0	0	0	0	0	0	0	0	0	0	0
Uncle or Aunt	10	0	0	0	0	0	0	0	0	0	0	0
Niece or Nephew	11	0	0	0	0	0	1	0	0	1	2	4
Cousin	12	0	0	0	0	0	0	0	0	0	1	1
Brother, Sister (Full, Half, or Step Sibling)	13	0	0	0	0	0	0	0	0	0	0	0
Sibling-In-Law	14	0	0	0	0	0	0	0	0	0	0	0
Other Relative (Great-Aunt, Grandniece, etc.)	15	0	0	0	0	0	0	0	0	0	0	0
Roommate, Housemate	16	0	0	0	0	0	0	0	0	0	0	0
Friend	17	0	0	0	0	0	0	0	0	0	0	0
Child of Non-Relative	18	0	0	0	0	0	0	0	0	0	0	0
Other Non-Relative (Employee, Boarder)	19	0	0	0	0	0	0	0	0	0	0	0
Don't know	98	0	0	0	0	0	0	0	0	0	0	0
No answer	99	0	0	0	0	0	0	0	0	1	1	2
Not applicable	BK	13,626	354	7,542	353	5,907	1,604	2,991	2,899	2,826	2,804	40,906

Relationship of tenth person to head of household, revised.

[VAR: RELHHD10]

RESPONSE	PUNCH	YEAR							COL. 5200-5201			
		1972-82	1982B	1983-87	1987B	1988-91	1993	1994	1996	1998	2000	ALL
Spouse	2	0	0	0	0	0	0	0	0	0	0	0
Partner, Fiance(e), Boy- friend, Girlfriend, etc.	3	0	0	0	0	0	0	0	0	0	0	0
Child, Natural or Adopted, Stepchild	4	0	0	0	0	0	0	0	1	0	2	3
Grandchild, Great-Grandchild	5	0	0	0	0	0	0	0	0	1	2	3
Son-In-Law, Daughter-In-Law	6	0	0	0	0	0	0	0	0	0	0	0
Parent	7	0	0	0	0	0	0	0	0	0	0	0
Parent-In-Law	8	0	0	0	0	0	0	0	0	0	0	0
Grandparent, Great- Grandparent	9	0	0	0	0	0	0	0	0	0	0	0
Uncle or Aunt	10	0	0	0	0	0	0	0	0	0	0	0
Niece or Nephew	11	0	0	0	0	0	0	0	0	1	0	1
Cousin	12	0	0	0	0	0	0	0	0	0	0	0
Brother, Sister (Full, Half, or Step Sibling)	13	0	0	0	0	0	0	0	0	0	0	0
Sibling-In-Law	14	0	0	0	0	0	0	0	0	0	1	1
Other Relative (Great-Aunt, Grandniece, etc.)	15	0	0	0	0	0	0	0	0	0	0	0
Roommate, Housemate	16	0	0	0	0	0	0	0	0	0	0	0
Friend	17	0	0	0	0	0	0	0	0	0	0	0
Child of Non-Relative	18	0	0	0	0	0	0	0	0	0	0	0
Other Non-Relative (Employee, Boarder)	19	0	0	0	0	0	0	0	0	0	0	0
Don't know	98	0	0	0	0	0	0	0	0	0	0	0
No answer	99	0	0	0	0	0	0	0	0	0	0	0
Not applicable	BK	13,626	354	7,542	353	5,907	1,606	2,992	2,903	2,830	2,812	40,925

Respondent of eleventh person to head of household, revised.

[VAR: RELHHD11]

RESPONSE	PUNCH	YEAR							COL. 5202-5203			
		1972-82	1982B	1983-87	1987B	1988-91	1993	1994	1996	1998	2000	ALL
Spouse	2	0	0	0	0	0	0	0	4	6	0	10
Partner, Fiance(e), Boy- friend, Girlfriend, etc.	3	0	0	0	0	0	0	0	0	1	0	1
Child, Natural or Adopted, Stepchild	4	0	0	0	0	0	4	8	2	11	3	28
Grandchild, Great-Grandchild	5	0	0	0	0	0	0	0	1	1	1	3
Son-In-Law, Daughter-In-Law	6	0	0	0	0	0	0	0	0	0	0	0
Parent	7	0	0	0	0	0	1	1	1	2	1	6
Parent-In-Law	8	0	0	0	0	0	1	2	1	2	1	7
Grandparent, Great- Grandparent	9	0	0	0	0	0	0	0	0	0	0	0
Uncle or Aunt	10	0	0	0	0	0	0	0	0	0	0	0
Niece or Nephew	11	0	0	0	0	0	0	1	1	1	1	4
Cousin	12	0	0	0	0	0	0	0	0	0	0	0
Brother, Sister (Full, Half, or Step Sibling)	13	0	0	0	0	0	0	2	1	0	0	3
Sibling-In-Law	14	0	0	0	0	0	1	1	0	0	1	3
Other Relative (Great-Aunt, Grandniece, etc.)	15	0	0	0	0	0	0	0	0	0	0	0
Roommate, Housemate	16	0	0	0	0	0	0	0	1	1	0	2
Friend	17	0	0	0	0	0	1	5	3	1	1	11
Child of Non-Relative	18	0	0	0	0	0	0	0	1	0	0	1
Other Non-Relative (Employee, Boarder)	19	0	0	0	0	0	1	1	2	0	0	4
Don't know	98	0	0	0	0	0	0	0	0	0	0	0
No answer	99	0	0	0	0	0	0	1	5	1	0	7
Not applicable	BK	13,626	354	7,542	353	5,907	1,597	2,970	2,881	2,805	2,808	40,843

Relationship of twelfth person to head of household, revised.

[VAR: RELHHD12]

RESPONSE	PUNCH	YEAR							COL. 5204-5205			
		1972-82	1982B	1983-87	1987B	1988-91	1993	1994	1996	1998	2000	ALL
Spouse	2	0	0	0	0	0	0	0	0	0	0	0
Partner, Fiance(e), Boy- friend, Girlfriend, etc.	3	0	0	0	0	0	0	0	0	0	0	0
Child, Natural or Adopted, Stepchild	4	0	0	0	0	0	0	0	3	7	2	12
Grandchild, Great-Grandchild	5	0	0	0	0	0	1	0	1	1	1	4
Son-In-Law, Daughter-In-Law	6	0	0	0	0	0	0	2	0	2	1	5
Parent	7	0	0	0	0	0	0	0	1	0	0	1
Parent-In-Law	8	0	0	0	0	0	0	1	1	2	0	4
Grandparent, Great- Grandparent	9	0	0	0	0	0	0	0	0	0	0	0
Uncle or Aunt	10	0	0	0	0	0	0	0	0	0	0	0
Niece or Nephew	11	0	0	0	0	0	0	1	0	0	0	1
Cousin	12	0	0	0	0	0	0	0	0	0	0	0
Brother, Sister (Full, Half, or Step Sibling)	13	0	0	0	0	0	0	0	0	0	0	0
Sibling-In-Law	14	0	0	0	0	0	0	0	0	0	0	0
Other Relative (Great-Aunt, Grandniece, etc.)	15	0	0	0	0	0	0	0	0	0	0	0
Roommate, Housemate	16	0	0	0	0	0	0	0	0	1	0	1
Friend	17	0	0	0	0	0	0	0	0	0	0	0
Child of Non-Relative	18	0	0	0	0	0	0	0	0	0	0	0
Other Non-Relative (Employee, Boarder)	19	0	0	0	0	0	0	1	1	1	0	3
Don't know	98	0	0	0	0	0	0	0	0	0	0	0
No answer	99	0	0	0	0	0	0	0	1	1	0	2
Not applicable	BK	13,626	354	7,542	353	5,907	1,605	2,987	2,896	2,817	2,813	40,900

Relationship of thirteenth person to head of household, revised.

[VAR: RELHHD13]

RESPONSE	PUNCH	YEAR							COL. 5206-5207			
		1972-82	1982B	1983-87	1987B	1988-91	1993	1994	1996	1998	2000	ALL
Spouse	2	0	0	0	0	0	0	0	0	0	0	0
Partner, Fiance(e), Boy- friend, Girlfriend, etc.	3	0	0	0	0	0	0	0	0	0	0	0
Child, Natural or Adopted, Stepchild	4	0	0	0	0	0	0	0	1	2	1	4
Grandchild, Great-Grandchild	5	0	0	0	0	0	0	1	0	2	0	3
Son-In-Law, Daughter-In-Law	6	0	0	0	0	0	0	0	0	0	0	0
Parent	7	0	0	0	0	0	0	0	0	0	0	0
Parent-In-Law	8	0	0	0	0	0	0	0	0	0	0	0
Grandparent, Great- Grandparent	9	0	0	0	0	0	0	0	0	0	0	0
Uncle or Aunt	10	0	0	0	0	0	0	0	0	0	0	0
Niece or Nephew	11	0	0	0	0	0	0	0	0	0	0	0
Cousin	12	0	0	0	0	0	0	0	0	0	0	0
Brother, Sister (Full, Half, or Step Sibling)	13	0	0	0	0	0	0	0	0	0	0	0
Sibling-In-Law	14	0	0	0	0	0	0	0	0	0	0	0
Other Relative (Great-Aunt, Grandniece, etc.)	15	0	0	0	0	0	0	0	0	0	0	0
Roommate, Housemate	16	0	0	0	0	0	0	0	0	0	0	0
Friend	17	0	0	0	0	0	0	0	0	0	0	0
Child of Non-Relative	18	0	0	0	0	0	0	0	0	1	0	1
Other Non-Relative (Employee, Boarder)	19	0	0	0	0	0	0	0	0	0	0	0
Don't know	98	0	0	0	0	0	0	0	0	0	0	0
No answer	99	0	0	0	0	0	0	0	0	1	0	1
Not applicable	BK	13,626	354	7,542	353	5,907	1,606	2,991	2,903	2,826	2,816	40,924

Relationship of fourteenth person to head of household, revised.

[VAR: RELHHD14]

RESPONSE	PUNCH	YEAR										
		1972-82	1982B	1983-87	1987B	1988-91	1993	1994	1996	1998	2000	ALL
Spouse	2	0	0	0	0	0	0	0	0	0	0	0
Partner, Fiance(e), Boy- friend, Girlfriend, etc.	3	0	0	0	0	0	0	0	0	0	0	0
Child, Natural or Adpcted, Stepchild	4	0	0	0	0	0	0	0	0	1	0	1
Grandchild, Great-Grandchild	5	0	0	0	0	0	0	1	0	1	0	2
Son-In-Law, Daughter-In-Law	6	0	0	0	0	0	0	0	0	0	0	0
Parent	7	0	0	0	0	0	0	0	0	0	0	0
Parent-In-Law	8	0	0	0	0	0	0	0	0	0	0	0
Grandparent, Great- Grandparent	9	0	0	0	0	0	0	0	0	0	0	0
Uncle or Aunt	10	0	0	0	0	0	0	0	0	0	0	0
Niece or Nephew	11	0	0	0	0	0	0	0	0	0	0	0
Cousin	12	0	0	0	0	0	0	0	0	0	0	0
Brother, Sister (Full, Half, or Step Sibling)	13	0	0	0	0	0	0	0	0	0	0	0
Sibling-In-Law	14	0	0	0	0	0	0	0	0	0	0	0
Other Relative (Great-Aunt, Grandniece, etc.)	15	0	0	0	0	0	0	0	0	0	0	0
Roommate, Housemate	16	0	0	0	0	0	0	0	0	0	0	0
Friend	17	0	0	0	0	0	0	0	0	0	0	0
Child of Non-Relative	18	0	0	0	0	0	0	0	0	0	0	0
Other Non-Relative (Employee, Boarder)	19	0	0	0	0	0	0	0	0	0	0	0
Don't know	98	0	0	0	0	0	0	0	0	0	0	0
No answer	99	0	0	0	0	0	0	0	0	0	0	0
Not applicable	BK	13,626	354	7,542	353	5,907	1,606	2,991	2,904	2,830	2,817	40,930

1200. Number in family of person who was household informant (i.e. who provided information on household members).

[VAR: HEFINFO]

RESPONSE	PUNCH	YEAR										
		1972-82	1982B	1983-87	1987B	1988-91	1993	1994	1996	1998	2000	ALL
First person	1	1,608	219	4,232	233	3,487	971	1,929	1,821	1,813	2,124	18,437
Second person	2	1,180	105	2,825	83	2,033	491	909	872	813	529	9,840
Third person	3	108	17	257	16	195	39	77	85	89	64	947
Fourth person	4	19	6	74	6	42	12	22	29	16	19	245
Fifth person	5	5	1	25	0	23	4	9	6	2	5	80
Sixth person	6	3	0	7	1	6	2	4	0	1	0	24
Seventh person	7	1	0	1	0	2	0	1	0	0	2	7
Eighth person	8	1	0	2	0	0	0	0	0	0	0	3
Ninth person	9	1	1	0	0	1	0	0	0	1	0	4
Tenth person	10	0	0	0	0	0	1	0	0	0	2	3
Eleventh person	11	11	0	33	0	5	6	3	2	2	2	64
Twelfth person	12	0	0	3	0	2	0	0	1	1	0	7
Thirteenth person	13	0	0	1	0	0	0	0	0	0	0	1
Fourteenth person	14	0	0	1	0	0	0	0	0	0	0	1
Non-household person	22	0	0	28	7	59	28	20	19	13	18	192
Don't know	98	0	0	0	0	0	0	0	1	0	0	1
No answer	99	37	5	53	7	52	52	18	63	81	52	11,077
Not applicable	BK	10,652	0	0	0	0	0	0	5	0	0	10,657

RESPONSE	PUNCH	YEAR										COL. 5216-5218
		1972-82	1982B	1983-87	1987B	1988-91	1993	1994	1996	1998	2000	ALL
3 adults, 3 married, 2nd person unrelated, 3rd person related, 1+ children	157	0	0	0	0	0	0	0	0	0	0	0
3 adults, 3 married, unrelated, 1+ children	158	0	0	0	0	0	0	0	0	0	0	0
4+ adults, unmarried, 1+ children	200	13	3	20	8	9	2	2	7	9	0	73
4+adults, 1 married, 1+ children	201	4	0	2	2	1	1	1	0	0	0	11
4+ adults, 2 married, 1+ children	202	177	14	137	8	69	13	25	20	27	0	490
4+ adults, 3 married, 1+ children	203	11	0	4	0	2	1	0	4	1	0	23
4+ adults, 4+ married, 1+ children	204	21	1	17	0	11	3	15	14	8	0	90
Don't know	998	0	0	0	0	0	0	0	0	0	0	0
No answer	999	30	0	27	2	28	2	6	26	16	0	137
Not applicable	BK	5,356	0	0	0	0	0	0	0	0	2,817	8,173

REMARKS: This variable classifies households from information on the household enumeration form (HEF) on the basis of 1) number of adults (household members 18 and older), 2) the presence of children (0 vs. 1+ household members less than 18), 3) number of married people in the household, 4) relation of second or third listed persons to head (in households with 2 or 3 adults), and 5) gender of head and second listed person when second listed person is not related to the head (in households with two adults). When the HEF roster counts differed from the processed HEF variables (ADULTS, BABIES, PRETEEN, TEENS, HOM POP), the processed values were utilized. This generally means that household members away from the housing unit and living in another household or institution were not counted for this variable (see above AWAY1-14 and WHERE1-14). Visitors not absent from the household are counted.

1204. Household type (condensed).

[VAR: HHTYPE1]

RESPONSE	PUNCH	YEAR							COL. 5219-5220			
		1972-82	1982B	1983-87	1987B	1988-91	1993	1994	1996	1998	2000	ALL
Married couple, no children	1	2,530	61	2,205	58	1,706	469	845	748	754	0	9,376
Single parent	2	443	45	407	50	390	97	211	238	181	0	2,062
Other family, no children	3	280	21	283	27	227	70	119	101	107	0	1,235
Single adult	4	1,514	81	1,621	93	1,357	376	759	725	771	0	7,297
Cohabiting couple, no children	5	89	5	103	3	134	43	74	74	64	0	589
Non-family, no children	6	130	0	188	9	157	33	58	75	74	0	724
Unsure, no children	8	52	9	93	5	74	14	25	81	81	0	434
Married couple with children	11	2,950	92	2,339	67	1,628	439	777	687	630	0	9,609
Other family with children	13	174	32	159	19	128	27	54	64	61	0	718
Cohabiting couple with children	15	26	0	43	5	48	23	43	50	46	0	284
Non-family with children	16	11	1	12	2	7	5	8	9	7	0	62
Unsure with children	18	41	7	62	13	23	8	13	26	40	0	233
No answer	99	30	0	27	2	28	2	6	26	16	0	137
Not applicable	BK	5,356	0	0	0	0	0	0	0	0	2,817	8,173

REMARKS: This variable is a collapse or recode of HHTYPE. The categories are explained below.

- (1) Married couple with no children = 2 or more adults with either respondent being married or two or more members being listed as married with no one under age 18.
- (2) Single parent = 1 adult and 1 or more members under age 18.
- (3) Other family, no children = 2 or more adults with 2nd or 3rd person listed related to head of household; no married couple and no household members under age 18.
- (4) Single adult = 1 adult and no one under age 18.
- (5) Cohabiting couple, no children = 2 adults of different genders not married nor related to each other. This category covers most, but not all, cohabiting couples. Excluded are cohabiting couples in which relationship and/or gender information was missing or households with three or more adults with at least one unrelated to the others. Also, same sex cohabiting couples are excluded. See GSS Methodological Report No. 73 for more details.
- (6) Non-family, no children = 2 adults with 2nd listed person unrelated to head and same gender as head and no one married, or with three or more adults with the 2nd and 3rd persons unrelated to head.
- (8) Unsure, no children = 2 or more adults, unmarried or with relationship and/or marital information unclear or conflicting, but with no one under age 18.
- (11) Married couple with child(ren) = Number 1 with 1+ members under age 18.
- (13) Other family with child(ren) = Number 3 with 1+ members under age 18.
- (15) Cohabiting couple with child(ren) = Number 5 with 1+ members under age 18.
- (16) Non-family with child(ren) = Number 6 with 1+ members under age 18.
- (18) Unsure with child(ren) = Number 8 with 1+ members less than age 18.

1205. Number of family generations in household.

[VAR: FAMGEN]

RESPONSE	PUNCH	YEAR								COL. 5221		
		1972-82	1982B	1983-87	1987B	1988-91	1993	1994	1996	1998	2000	ALL
One generation	1	3,895	148	3,828	173	3,225	847	1,627	1,662	1,674	0	17,079
Two generations, children	2	3,993	152	3,384	138	2,461	706	1,240	1,115	1,070	0	14,259
Two generations, parents	3	75	5	61	2	35	9	24	17	22	0	250
Two generations, grandchild(ren)	4	62	11	57	9	38	9	19	25	12	0	242
Three generations, child(ren), grandchildren	5	149	34	138	26	105	21	62	54	37	0	626
Three generations, child(ren), parent	6	90	3	70	5	41	14	19	29	17	0	288
Four generations	7	6	1	4	0	2	0	1	2	0	0	16
No answer	9	0	0	0	0	0	0	0	0	0	0	0
Not applicable	BK	5,356	0	0	0	0	0	0	0	0	2,817	8,173

REMARKS: This variable indicates how many direct family generations (e.g. grandparent, parent, child) reside in the household. It counts children-in-law and parents-in-law as direct relations, but does not count collateral relatives (e.g. nieces and nephews, aunts and uncles). In addition, it is impossible to identify grandparents (or above) of the head. It should be noted that for FAMGEN children were defined by their relationship to household head, not by their age as in HHTYPE. All regular household members and visitors listed on the roster are counted regardless of presence. For more details, see NORC Methodological Report No. 73.

1206. Respondent's relationship to household head.

[VAR: RPLACE]

RESPONSE	PUNCH	YEAR								COL. 5222		
		1972-82	1982B	1983-87	1987B	1988-91	1993	1994	1996	1998	2000	ALL
Head of household	1	4,373	225	4,476	245	3,670	1,000	1,940	1,906	1,872	0	19,707
Spouse	2	2,381	69	2,224	55	1,559	416	740	640	649	0	8,733
Child (natural, adopted step)	3	475	41	447	27	323	95	154	146	136	0	1,844
Son-/daughter-in-law	4	9	0	15	0	5	2	5	10	4	0	50
Grand/great-grandchild	5	12	2	13	1	17	1	8	4	1	0	59
Parent/parent-in-law	6	42	4	38	3	18	5	10	9	9	0	138
Other relative	7	52	8	67	7	54	19	27	29	17	0	280
Non-relative	8	145	3	225	14	215	64	97	99	100	0	962
No answer	9	6,137	2	37	1	46	4	11	61	44	0	6,343
Not applicable	BK	0	0	0	0	0	0	0	0	0	2,817	2,817

1207. Is respondent a visitor?

[VAR: RVISITOR]

RESPONSE	PUNCH	YEAR								COL. 5223		
		1972-82	1982B	1983-87	1987B	1988-91	1993	1994	1996	1998	2000	ALL
R. is member of household	1	8,253	354	7,526	351	5,895	1,605	2,988	2,900	2,830	2,814	35,516
R. is visitor	2	17	0	13	2	12	1	4	3	2	2	56
Don't know	8	0	0	0	0	0	0	0	0	0	0	0
No answer	9	0	0	3	0	0	0	0	1	0	1	5
Not applicable	BK	5,356	0	0	0	0	0	0	0	0	0	5,356

REMARKS: Regular household members are listed in lines 1-10 and visitors to the household are listed in lines 11-14. This variable codes respondents who are regular members as 1 and those who are visitors as 2.

1208. Number of visitors in household.

[VAR: VISITORS]

RESPONSE	PUNCH	YEAR										COL. 5224
		1972-82	1982B	1983-87	1987B	1988-91	1993	1994	1996	1998	2000	ALL
No visitors	0	8,137	351	7,413	348	5,848	1,597	2,970	2,881	2,805	2,808	35,158
1 visitor	1	89	2	98	3	42	8	17	15	12	5	291
2 visitors	2	28	1	21	2	15	1	4	7	9	3	91
3 visitors	3	7	0	7	0	2	0	0	1	4	1	22
4 visitors	4	9	0	3	0	0	0	1	0	2	0	15
Don't know	8	0	0	0	0	0	0	0	0	0	0	0
No answer	9	0	0	0	0	0	0	0	0	0	0	0
Not applicable	BK	5,356	0	0	0	0	0	0	0	0	0	5,356

REMARKS: This variable counts the number of visitors in the household. It counts the number of people listed in lines 11-14 and does not adjust for presence in the household.

1209. What is (PERSON)'s relationship to head of household?

Relationship of first person to head of household?

[VAR: RELHH1]

RESPONSE	PUNCH	YEAR										COL. 5225-5226
		1972-82	1982B	1983-87	1987B	1988-91	1993	1994	1996	1998	2000	ALL
Head of household	1	0	0	0	0	0	0	0	0	0	2,817	2,817
Spouse	2	0	0	0	0	0	0	0	0	0	0	0
Partner, fiance(e), boyfriend, girlfriend, etc.	3	0	0	0	0	0	0	0	0	0	0	0
Child, not specified	4	0	0	0	0	0	0	0	0	0	0	0
Grandchild, Great-Grandchild	5	0	0	0	0	0	0	0	0	0	0	0
Son-In-Law, Daughter-In-Law .	6	0	0	0	0	0	0	0	0	0	0	0
Parent	7	0	0	0	0	0	0	0	0	0	0	0
Parent-In-Law	8	0	0	0	0	0	0	0	0	0	0	0
Grandparent, Great-Grandparent	9	0	0	0	0	0	0	0	0	0	0	0
Uncle or Aunt	10	0	0	0	0	0	0	0	0	0	0	0
Niece or Nephew	11	0	0	0	0	0	0	0	0	0	0	0
Cousin	12	0	0	0	0	0	0	0	0	0	0	0
Brother, Sister (full, half, or step sibling)	13	0	0	0	0	0	0	0	0	0	0	0
Sibling-In-Law	14	0	0	0	0	0	0	0	0	0	0	0
Other Relative (Great-Aunt, Grandniece, etc.)	15	0	0	0	0	0	0	0	0	0	0	0
Roommate, Housemate	16	0	0	0	0	0	0	0	0	0	0	0
Friend	17	0	0	0	0	0	0	0	0	0	0	0
Child of Non-Relative	18	0	0	0	0	0	0	0	0	0	0	0
Other Non-Relative (employee, boarder)	19	0	0	0	0	0	0	0	0	0	0	0
Natural/Biological Child	41	0	0	0	0	0	0	0	0	0	0	0
Adopted Child	42	0	0	0	0	0	0	0	0	0	0	0
Stepchild	43	0	0	0	0	0	0	0	0	0	0	0
Don't know	98	0	0	0	0	0	0	0	0	0	0	0
No answer	99	0	0	0	0	0	0	0	0	0	0	0
Not applicable	BK	13,626	354	7,542	353	5,907	1,606	2,992	2,904	2,832	0	38,116

Relationship of second person to head of household?

[VAR: RELHH2]

RESPONSE	PUNCH	YEAR								COL. 5227-5228		
		1972-82	1982B	1983-87	1987B	1988-91	1993	1994	1996	1998	2000	ALL
Spouse	2	0	0	0	0	0	0	0	0	0	1,327	1,327
Partner, fiance(e), boyfriend, girlfriend, etc.	3	0	0	0	0	0	0	0	0	0	192	192
Child, not specified	4	0	0	0	0	0	0	0	0	0	65	65
Grandchild, Great-Grandchild	5	0	0	0	0	0	0	0	0	0	13	13
Son-In-Law, Daughter-In-Law .	6	0	0	0	0	0	0	0	0	0	4	4
Parent	7	0	0	0	0	0	0	0	0	0	26	26
Parent-In-Law	8	0	0	0	0	0	0	0	0	0	1	1
Grandparent, Great-Grandparent	9	0	0	0	0	0	0	0	0	0	1	1
Uncle or Aunt	10	0	0	0	0	0	0	0	0	0	1	1
Niece or Nephew	11	0	0	0	0	0	0	0	0	0	9	9
Cousin	12	0	0	0	0	0	0	0	0	0	3	3
Brother, Sister (full, half, or step sibling)	13	0	0	0	0	0	0	0	0	0	29	29
Sibling-In-Law	14	0	0	0	0	0	0	0	0	0	1	1
Other Relative (Great-Aunt, Grandniece, etc.)	15	0	0	0	0	0	0	0	0	0	1	1
Roommate, Housemate	16	0	0	0	0	0	0	0	0	0	92	92
Friend	17	0	0	0	0	0	0	0	0	0	13	13
Child of Non-Relative	18	0	0	0	0	0	0	0	0	0	0	0
Other Non-Relative (employee, boarder)	19	0	0	0	0	0	0	0	0	0	0	0
Natural/Biological Child	41	0	0	0	0	0	0	0	0	0	284	284
Adopted Child	42	0	0	0	0	0	0	0	0	0	2	2
Stepchild	43	0	0	0	0	0	0	0	0	0	2	2
Don't know	98	0	0	0	0	0	0	0	0	0	0	0
No answer	99	0	0	0	0	0	0	0	0	0	10	10
Not applicable	BK	13,626	354	7,542	353	5,907	1,606	2,992	2,904	2,832	741	38,857

Relationship of fourth person to head of household?

[VAR: RELHH4]

RESPONSE	PUNCH	YEAR								COL. 5231-5232		
		1972-82	1982B	1983-87	1987B	1988-91	1993	1994	1996	1998	2000	ALL
Spouse	2	0	0	0	0	0	0	0	0	0	0	0
Partner, fiance(e), boyfriend, girlfriend, etc.	3	0	0	0	0	0	0	0	0	0	0	0
Child, not specified	4	0	0	0	0	0	0	0	0	0	80	80
Grandchild, Great-Grandchild	5	0	0	0	0	0	0	0	0	0	35	35
Son-In-Law, Daughter-In-Law .	6	0	0	0	0	0	0	0	0	0	6	6
Parent	7	0	0	0	0	0	0	0	0	0	5	5
Parent-In-Law	8	0	0	0	0	0	0	0	0	0	2	2
Grandparent, Great-Grandparent	9	0	0	0	0	0	0	0	0	0	2	2
Uncle or Aunt	10	0	0	0	0	0	0	0	0	0	1	1
Niece or Nephew	11	0	0	0	0	0	0	0	0	0	1	1
Cousin	12	0	0	0	0	0	0	0	0	0	2	2
Brother, Sister (full, half, or step sibling)	13	0	0	0	0	0	0	0	0	0	5	5
Sibling-In-Law	14	0	0	0	0	0	0	0	0	0	4	4
Other Relative (Great-Aunt, Grandniece, etc.)	15	0	0	0	0	0	0	0	0	0	2	2
Roommate, Housemate	16	0	0	0	0	0	0	0	0	0	11	11
Friend	17	0	0	0	0	0	0	0	0	0	3	3
Child of Non-Relative	18	0	0	0	0	0	0	0	0	0	5	5
Other Non-Relative (employee, boarder)	19	0	0	0	0	0	0	0	0	0	2	2
Natural/Biological Child	41	0	0	0	0	0	0	0	0	0	456	456
Adopted Child	42	0	0	0	0	0	0	0	0	0	11	11
Stepchild	43	0	0	0	0	0	0	0	0	0	22	22
Don't know	98	0	0	0	0	0	0	0	0	0	0	0
No answer	99	0	0	0	0	0	0	0	0	0	35	35
Not applicable	BK	13,626	354	7,542	353	5,907	1,606	2,992	2,904	2,832	2,127	40,243

Relationship of fifth person to head of household?

[VAR: RELHH5]

RESPONSE	PUNCH	YEAR							COL. 5233-5234			
		1972-82	1982B	1983-87	1987B	1988-91	1993	1994	1996	1998	2000	ALL
Spouse	2	0	0	0	0	0	0	0	0	0	0	0
Partner, fiance(e), boyfriend, girlfriend, etc.	3	0	0	0	0	0	0	0	0	0	0	0
Child, not specified	4	0	0	0	0	0	0	0	0	0	25	25
Grandchild, Great-Grandchild	5	0	0	0	0	0	0	0	0	0	20	20
Son-In-Law, Daughter-In-Law .	6	0	0	0	0	0	0	0	0	0	0	0
Parent	7	0	0	0	0	0	0	0	0	0	3	3
Parent-In-Law	8	0	0	0	0	0	0	0	0	0	0	0
Grandparent, Great-Grandparent	9	0	0	0	0	0	0	0	0	0	0	0
Uncle or Aunt	10	0	0	0	0	0	0	0	0	0	1	1
Niece or Nephew	11	0	0	0	0	0	0	0	0	0	7	7
Cousin	12	0	0	0	0	0	0	0	0	0	1	1
Brother, Sister (full, half, or step sibling)	13	0	0	0	0	0	0	0	0	0	2	2
Sibling-In-Law	14	0	0	0	0	0	0	0	0	0	2	2
Other Relative (Great-Aunt, Grandniece, etc.)	15	0	0	0	0	0	0	0	0	0	0	0
Roommate, Housemate	16	0	0	0	0	0	0	0	0	0	3	3
Friend	17	0	0	0	0	0	0	0	0	0	2	2
Child of Non-Relative	18	0	0	0	0	0	0	0	0	0	4	4
Other Non-Relative (employee, boarder)	19	0	0	0	0	0	0	0	0	0	1	1
Natural/Biological Child	41	0	0	0	0	0	0	0	0	0	158	158
Adopted Child	42	0	0	0	0	0	0	0	0	0	7	7
Stepchild	43	0	0	0	0	0	0	0	0	0	7	7
Don't know	98	0	0	0	0	0	0	0	0	0	0	0
No answer	99	0	0	0	0	0	0	0	0	0	15	15
Not applicable	BK	13,626	354	7,542	353	5,907	1,606	2,992	2,904	2,832	2,559	40,675

Relationship of sixth person to head of household?

[VAR: RELHH6]

RESPONSE	PUNCH	YEAR							COL. 5235-5236			
		1972-82	1982B	1983-87	1987B	1988-91	1993	1994	1996	1998	2000	ALL
Spouse	2	0	0	0	0	0	0	0	0	0	0	0
Partner, fiance(e), boyfriend, girlfriend, etc.	3	0	0	0	0	0	0	0	0	0	0	0
Child, not specified	4	0	0	0	0	0	0	0	0	0	6	6
Grandchild, Great-Grandchild	5	0	0	0	0	0	0	0	0	0	8	8
Son-In-Law, Daughter-In-Law .	6	0	0	0	0	0	0	0	0	0	0	0
Parent	7	0	0	0	0	0	0	0	0	0	3	3
Parent-In-Law	8	0	0	0	0	0	0	0	0	0	0	0
Grandparent, Great-Grandparent	9	0	0	0	0	0	0	0	0	0	0	0
Uncle or Aunt	10	0	0	0	0	0	0	0	0	0	1	1
Niece or Nephew	11	0	0	0	0	0	0	0	0	0	4	4
Cousin	12	0	0	0	0	0	0	0	0	0	1	1
Brother, Sister (full, half, or step sibling)	13	0	0	0	0	0	0	0	0	0	0	0
Sibling-In-Law	14	0	0	0	0	0	0	0	0	0	1	1
Other Relative (Great-Aunt, Grandniece, etc.)	15	0	0	0	0	0	0	0	0	0	0	0
Roommate, Housemate	16	0	0	0	0	0	0	0	0	0	1	1
Friend	17	0	0	0	0	0	0	0	0	0	0	0
Child of Non-Relative	18	0	0	0	0	0	0	0	0	0	1	1
Other Non-Relative (employee, boarder)	19	0	0	0	0	0	0	0	0	0	0	0
Natural/Biological Child	41	0	0	0	0	0	0	0	0	0	53	53
Adopted Child	42	0	0	0	0	0	0	0	0	0	3	3
Stepchild	43	0	0	0	0	0	0	0	0	0	6	6
Don't know	98	0	0	0	0	0	0	0	0	0	1	1
No answer	99	0	0	0	0	0	0	0	0	0	7	7
Not applicable	BK	13,626	354	7,542	353	5,907	1,606	2,992	2,904	2,832	2,721	40,837

Relationship of seventh person to head of household?

[VAR: RELHH7]

RESPONSE	PUNCH	YEAR							COL. 5237-5238			
		1972-82	1982B	1983-87	1987B	1988-91	1993	1994	1996	1998	2000	ALL
Spouse	2	0	0	0	0	0	0	0	0	0	0	0
Partner, fiance(e), boyfriend, girlfriend, etc.	3	0	0	0	0	0	0	0	0	0	0	0
Child, not specified	4	0	0	0	0	0	0	0	0	0	2	2
Grandchild, Great-Grandchild	5	0	0	0	0	0	0	0	0	0	2	2
Son-In-Law, Daughter-In-Law .	6	0	0	0	0	0	0	0	0	0	0	0
Parent	7	0	0	0	0	0	0	0	0	0	1	1
Parent-In-Law	8	0	0	0	0	0	0	0	0	0	0	0
Grandparent, Great-Grandparent	9	0	0	0	0	0	0	0	0	0	0	0
Uncle or Aunt	10	0	0	0	0	0	0	0	0	0	0	0
Niece or Nephew	11	0	0	0	0	0	0	0	0	0	1	1
Cousin	12	0	0	0	0	0	0	0	0	0	1	1
Brother, Sister (full, half, or step sibling)	13	0	0	0	0	0	0	0	0	0	0	0
Sibling-In-Law	14	0	0	0	0	0	0	0	0	0	2	2
Other Relative (Great-Aunt, Grandniece, etc.)	15	0	0	0	0	0	0	0	0	0	0	0
Roommate, Housemate	16	0	0	0	0	0	0	0	0	0	0	0
Friend	17	0	0	0	0	0	0	0	0	0	0	0
Child of Non-Relative	18	0	0	0	0	0	0	0	0	0	0	0
Other Non-Relative (employee, boarder)	19	0	0	0	0	0	0	0	0	0	0	0
Natural/Biological Child	41	0	0	0	0	0	0	0	0	0	16	16
Adopted Child	42	0	0	0	0	0	0	0	0	0	2	2
Stepchild	43	0	0	0	0	0	0	0	0	0	2	2
Don't know	98	0	0	0	0	0	0	0	0	0	0	0
No answer	99	0	0	0	0	0	0	0	0	0	2	2
Not applicable	BK	13,626	354	7,542	353	5,907	1,606	2,992	2,904	2,832	2,786	40,902

Relationship of eighth person to head of household?

[VAR: RELHH8]

RESPONSE	PUNCH	YEAR							COL. 5239-5240			
		1972-82	1982B	1983-87	1987B	1988-91	1993	1994	1996	1998	2000	ALL
Spouse	2	0	0	0	0	0	0	0	0	0	0	0
Partner, fiance(e), boyfriend, girlfriend, etc.	3	0	0	0	0	0	0	0	0	0	0	0
Child, not specified	4	0	0	0	0	0	0	0	0	0	2	2
Grandchild, Great-Grandchild	5	0	0	0	0	0	0	0	0	0	2	2
Son-In-Law, Daughter-In-Law .	6	0	0	0	0	0	0	0	0	0	1	1
Parent	7	0	0	0	0	0	0	0	0	0	0	0
Parent-In-Law	8	0	0	0	0	0	0	0	0	0	0	0
Grandparent, Great-Grandparent	9	0	0	0	0	0	0	0	0	0	0	0
Uncle or Aunt	10	0	0	0	0	0	0	0	0	0	0	0
Niece or Nephew	11	0	0	0	0	0	0	0	0	0	3	3
Cousin	12	0	0	0	0	0	0	0	0	0	1	1
Brother, Sister (full, half, or step sibling)	13	0	0	0	0	0	0	0	0	0	0	0
Sibling-In-Law	14	0	0	0	0	0	0	0	0	0	0	0
Other Relative (Great-Aunt, Grandniece, etc.)	15	0	0	0	0	0	0	0	0	0	0	0
Roommate, Housemate	16	0	0	0	0	0	0	0	0	0	0	0
Friend	17	0	0	0	0	0	0	0	0	0	0	0
Child of Non-Relative	18	0	0	0	0	0	0	0	0	0	0	0
Other Non-Relative (employee, boarder)	19	0	0	0	0	0	0	0	0	0	0	0
Natural/Biological Child	41	0	0	0	0	0	0	0	0	0	5	5
Adopted Child	42	0	0	0	0	0	0	0	0	0	1	1
Stepchild	43	0	0	0	0	0	0	0	0	0	0	0
Don't know	98	0	0	0	0	0	0	0	0	0	0	0
No answer	99	0	0	0	0	0	0	0	0	0	0	0
Not applicable	BK	13,626	354	7,542	353	5,907	1,606	2,992	2,904	2,832	2,802	40,918

Relationship of ninth person to head of household?

[VAR: RELHH9]

RESPONSE	PUNCH	YEAR							COL. 5241-5242			
		1972-82	1982B	1983-87	1987B	1988-91	1993	1994	1996	1998	2000	ALL
Spouse	2	0	0	0	0	0	0	0	0	0	0	0
Partner, fiance(e), boyfriend, girlfriend, etc.	3	0	0	0	0	0	0	0	0	0	0	0
Child, not specified	4	0	0	0	0	0	0	0	0	0	1	1
Grandchild, Great-Grandchild	5	0	0	0	0	0	0	0	0	0	2	2
Son-In-Law, Daughter-In-Law .	6	0	0	0	0	0	0	0	0	0	1	1
Parent	7	0	0	0	0	0	0	0	0	0	0	0
Parent-In-Law	8	0	0	0	0	0	0	0	0	0	0	0
Grandparent, Great-Grandparent	9	0	0	0	0	0	0	0	0	0	0	0
Uncle or Aunt	10	0	0	0	0	0	0	0	0	0	0	0
Niece or Nephew	11	0	0	0	0	0	0	0	0	0	2	2
Cousin	12	0	0	0	0	0	0	0	0	0	1	1
Brother, Sister (full, half, or step sibling)	13	0	0	0	0	0	0	0	0	0	0	0
Sibling-In-Law	14	0	0	0	0	0	0	0	0	0	0	0
Other Relative (Great-Aunt, Grandniece, etc.)	15	0	0	0	0	0	0	0	0	0	0	0
Roommate, Housemate	16	0	0	0	0	0	0	0	0	0	0	0
Friend	17	0	0	0	0	0	0	0	0	0	0	0
Child of Non-Relative	18	0	0	0	0	0	0	0	0	0	0	0
Other Non-Relative (employee, boarder)	19	0	0	0	0	0	0	0	0	0	0	0
Natural/Biological Child	41	0	0	0	0	0	0	0	0	0	3	3
Adopted Child	42	0	0	0	0	0	0	0	0	0	1	1
Stepchild	43	0	0	0	0	0	0	0	0	0	1	1
Don't know	98	0	0	0	0	0	0	0	0	0	0	0
No answer	99	0	0	0	0	0	0	0	0	0	1	1
Not applicable	BK	13,626	354	7,542	353	5,907	1,606	2,992	2,904	2,832	2,804	40,920

Relationship of tenth person to head of household?

[VAR: RELHH10]

RESPONSE	PUNCH	YEAR							COL. 5243-5244			
		1972-82	1982B	1983-87	1987B	1988-91	1993	1994	1996	1998	2000	ALL
Spouse	2	0	0	0	0	0	0	0	0	0	0	0
Partner, fiance(e), boyfriend, girlfriend, etc.	3	0	0	0	0	0	0	0	0	0	0	0
Child, not specified	4	0	0	0	0	0	0	0	0	0	1	1
Grandchild, Great-Grandchild	5	0	0	0	0	0	0	0	0	0	2	2
Son-In-Law, Daughter-In-Law .	6	0	0	0	0	0	0	0	0	0	0	0
Parent	7	0	0	0	0	0	0	0	0	0	0	0
Parent-In-Law	8	0	0	0	0	0	0	0	0	0	0	0
Grandparent, Great-Grandparent	9	0	0	0	0	0	0	0	0	0	0	0
Uncle or Aunt	10	0	0	0	0	0	0	0	0	0	0	0
Niece or Nephew	11	0	0	0	0	0	0	0	0	0	0	0
Cousin	12	0	0	0	0	0	0	0	0	0	0	0
Brother, Sister (full, half, or step sibling)	13	0	0	0	0	0	0	0	0	0	0	0
Sibling-In-Law	14	0	0	0	0	0	0	0	0	0	1	1
Other Relative (Great-Aunt, Grandniece, etc.)	15	0	0	0	0	0	0	0	0	0	0	0
Roommate, Housemate	16	0	0	0	0	0	0	0	0	0	0	0
Friend	17	0	0	0	0	0	0	0	0	0	0	0
Child of Non-Relative	18	0	0	0	0	0	0	0	0	0	0	0
Other Non-Relative (employee, boarder)	19	0	0	0	0	0	0	0	0	0	0	0
Natural/Biological Child	41	0	0	0	0	0	0	0	0	0	1	1
Adopted Child	42	0	0	0	0	0	0	0	0	0	0	0
Stepchild	43	0	0	0	0	0	0	0	0	0	0	0
Don't know	98	0	0	0	0	0	0	0	0	0	0	0
No answer	99	0	0	0	0	0	0	0	0	0	0	0
Not applicable	BK	13,626	354	7,542	353	5,907	1,606	2,992	2,904	2,832	2,812	40,928

Relationship of eleventh person to head of household?

[VAR: RELHH11]

RESPONSE	PUNCH	YEAR							COL. 5245-5246			
		1972-82	1982B	1983-87	1987B	1988-91	1993	1994	1996	1998	2000	ALL
Spouse	2	0	0	0	0	0	0	0	0	0	0	0
Partner, fiance(e), boyfriend, girlfriend, etc.	3	0	0	0	0	0	0	0	0	0	0	0
Child, not specified	4	0	0	0	0	0	0	0	0	0	0	0
Grandchild, Great-Grandchild	5	0	0	0	0	0	0	0	0	0	1	1
Son-In-Law, Daughter-In-Law .	6	0	0	0	0	0	0	0	0	0	0	0
Parent	7	0	0	0	0	0	0	0	0	0	1	1
Parent-In-Law	8	0	0	0	0	0	0	0	0	0	1	1
Grandparent, Great-Grandparent	9	0	0	0	0	0	0	0	0	0	0	0
Uncle or Aunt	10	0	0	0	0	0	0	0	0	0	0	0
Niece or Nephew	11	0	0	0	0	0	0	0	0	0	1	1
Cousin	12	0	0	0	0	0	0	0	0	0	0	0
Brother, Sister (full, half, or step sibling)	13	0	0	0	0	0	0	0	0	0	0	0
Sibling-In-Law	14	0	0	0	0	0	0	0	0	0	1	1
Other Relative (Great-Aunt, Grandniece, etc.)	15	0	0	0	0	0	0	0	0	0	0	0
Roommate, Housemate	16	0	0	0	0	0	0	0	0	0	0	0
Friend	17	0	0	0	0	0	0	0	0	0	1	1
Child of Non-Relative	18	0	0	0	0	0	0	0	0	0	0	0
Other Non-Relative (employee, boarder)	19	0	0	0	0	0	0	0	0	0	0	0
Natural/Biological Child	41	0	0	0	0	0	0	0	0	0	3	3
Adopted Child	42	0	0	0	0	0	0	0	0	0	0	0
Stepchild	43	0	0	0	0	0	0	0	0	0	0	0
Don't know	98	0	0	0	0	0	0	0	0	0	0	0
No answer	99	0	0	0	0	0	0	0	0	0	0	0
Not applicable	BK	13,626	354	7,542	353	5,907	1,606	2,992	2,904	2,832	2,808	40,924

Relationship of twelfth person to head of household?

[VAR: RELHH12]

RESPONSE	PUNCH	YEAR							COL. 5247-5248			
		1972-82	1982B	1983-87	1987B	1988-91	1993	1994	1996	1998	2000	ALL
Spouse	2	0	0	0	0	0	0	0	0	0	0	0
Partner, fiance(e), boyfriend, girlfriend, etc.	3	0	0	0	0	0	0	0	0	0	0	0
Child, not specified	4	0	0	0	0	0	0	0	0	0	1	1
Grandchild, Great-Grandchild	5	0	0	0	0	0	0	0	0	0	1	1
Son-In-Law, Daughter-In-Law .	6	0	0	0	0	0	0	0	0	0	1	1
Parent	7	0	0	0	0	0	0	0	0	0	0	0
Parent-In-Law	8	0	0	0	0	0	0	0	0	0	0	0
Grandparent, Great-Grandparent	9	0	0	0	0	0	0	0	0	0	0	0
Uncle or Aunt	10	0	0	0	0	0	0	0	0	0	0	0
Niece or Nephew	11	0	0	0	0	0	0	0	0	0	0	0
Cousin	12	0	0	0	0	0	0	0	0	0	0	0
Brother, Sister (full, half, or step sibling)	13	0	0	0	0	0	0	0	0	0	0	0
Sibling-In-Law	14	0	0	0	0	0	0	0	0	0	0	0
Other Relative (Great-Aunt, Grandniece, etc.)	15	0	0	0	0	0	0	0	0	0	0	0
Roommate, Housemate	16	0	0	0	0	0	0	0	0	0	0	0
Friend	17	0	0	0	0	0	0	0	0	0	0	0
Child of Non-Relative	18	0	0	0	0	0	0	0	0	0	0	0
Other Non-Relative (employee, boarder)	19	0	0	0	0	0	0	0	0	0	0	0
Natural/Biological Child	41	0	0	0	0	0	0	0	0	0	1	1
Adopted Child	42	0	0	0	0	0	0	0	0	0	0	0
Stepchild	43	0	0	0	0	0	0	0	0	0	0	0
Don't know	98	0	0	0	0	0	0	0	0	0	0	0
No answer	99	0	0	0	0	0	0	0	0	0	0	0
Not applicable	BK	13,626	354	7,542	353	5,907	1,606	2,992	2,904	2,832	2,813	40,929

Relationship of thirteenth person to head of household?

[VAR: RELHH13]

RESPONSE	PUNCH	YEAR							COL. 5249-5250			
		1972-82	1982B	1983-87	1987B	1988-91	1993	1994	1996	1998	2000	ALL
Spouse	2	0	0	0	0	0	0	0	0	0	0	0
Partner, fiance(e), boyfriend, girlfriend, etc.	3	0	0	0	0	0	0	0	0	0	0	0
Child, not specified	4	0	0	0	0	0	0	0	0	0	0	0
Grandchild, Great-Grandchild	5	0	0	0	0	0	0	0	0	0	0	0
Son-In-Law, Daughter-In-Law .	6	0	0	0	0	0	0	0	0	0	0	0
Parent	7	0	0	0	0	0	0	0	0	0	0	0
Parent-In-Law	8	0	0	0	0	0	0	0	0	0	0	0
Grandparent, Great-Grandparent	9	0	0	0	0	0	0	0	0	0	0	0
Uncle or Aunt	10	0	0	0	0	0	0	0	0	0	0	0
Niece or Nephew	11	0	0	0	0	0	0	0	0	0	0	0
Cousin	12	0	0	0	0	0	0	0	0	0	0	0
Brother, Sister (full, half, or step sibling)	13	0	0	0	0	0	0	0	0	0	0	0
Sibling-In-Law	14	0	0	0	0	0	0	0	0	0	0	0
Other Relative (Great-Aunt, Grandniece, etc.)	15	0	0	0	0	0	0	0	0	0	0	0
Roommate, Housemate	16	0	0	0	0	0	0	0	0	0	0	0
Friend	17	0	0	0	0	0	0	0	0	0	0	0
Child of Non-Relative	18	0	0	0	0	0	0	0	0	0	0	0
Other Non-Relative (employee, boarder)	19	0	0	0	0	0	0	0	0	0	0	0
Natural/Biological Child	41	0	0	0	0	0	0	0	0	0	1	1
Adopted Child	42	0	0	0	0	0	0	0	0	0	0	0
Stepchild	43	0	0	0	0	0	0	0	0	0	0	0
Don't know	98	0	0	0	0	0	0	0	0	0	0	0
No answer	99	0	0	0	0	0	0	0	0	0	0	0
Not applicable	BK	13,626	354	7,542	353	5,907	1,606	2,992	2,904	2,832	2,816	40,932

Relationship of fourteenth person to head of household?

[VAR: RELHH14]

RESPONSE	PUNCH	YEAR							COL. 5251-5252			
		1972-82	1982B	1983-87	1987B	1988-91	1993	1994	1996	1998	2000	ALL
Spouse	2	0	0	0	0	0	0	0	0	0	0	0
Partner, fiance(e), boyfriend, girlfriend, etc.	3	0	0	0	0	0	0	0	0	0	0	0
Child, not specified	4	0	0	0	0	0	0	0	0	0	0	0
Grandchild, Great-Grandchild	5	0	0	0	0	0	0	0	0	0	0	0
Son-In-Law, Daughter-In-Law .	6	0	0	0	0	0	0	0	0	0	0	0
Parent	7	0	0	0	0	0	0	0	0	0	0	0
Parent-In-Law	8	0	0	0	0	0	0	0	0	0	0	0
Grandparent, Great-Grandparent	9	0	0	0	0	0	0	0	0	0	0	0
Uncle or Aunt	10	0	0	0	0	0	0	0	0	0	0	0
Niece or Nephew	11	0	0	0	0	0	0	0	0	0	0	0
Cousin	12	0	0	0	0	0	0	0	0	0	0	0
Brother, Sister (full, half, or step sibling)	13	0	0	0	0	0	0	0	0	0	0	0
Sibling-In-Law	14	0	0	0	0	0	0	0	0	0	0	0
Other Relative (Great-Aunt, Grandniece, etc.)	15	0	0	0	0	0	0	0	0	0	0	0
Roommate, Housemate	16	0	0	0	0	0	0	0	0	0	0	0
Friend	17	0	0	0	0	0	0	0	0	0	0	0
Child of Non-Relative	18	0	0	0	0	0	0	0	0	0	0	0
Other Non-Relative (employee, boarder)	19	0	0	0	0	0	0	0	0	0	0	0
Natural/Biological Child	41	0	0	0	0	0	0	0	0	0	0	0
Adopted Child	42	0	0	0	0	0	0	0	0	0	0	0
Stepchild	43	0	0	0	0	0	0	0	0	0	0	0
Don't know	98	0	0	0	0	0	0	0	0	0	0	0
No answer	99	0	0	0	0	0	0	0	0	0	0	0
Not applicable	BK	13,626	354	7,542	353	5,907	1,606	2,992	2,904	2,832	2,817	40,933

1210. What is (NAME)'s relationship to spouse?

Relationship of first person to spouse?

[VAR: RELSP1]

RESPONSE	PUNCH	YEAR										COL. 5253-5254	
		1972-82	1982B	1983-87	1987B	1988-91	1993	1994	1996	1998	2000	ALL	
Spouse	2	0	0	0	0	0	0	0	0	0	0	1,327	1,327
Partner, fiance(e), boyfriend, girlfriend, etc.	3	0	0	0	0	0	0	0	0	0	0	192	192
Child, not specified	4	0	0	0	0	0	0	0	0	0	0	0	0
Grandchild, Great-Grandchild	5	0	0	0	0	0	0	0	0	0	0	0	0
Son-In-Law, Daughter-In-Law .	6	0	0	0	0	0	0	0	0	0	0	0	0
Parent	7	0	0	0	0	0	0	0	0	0	0	0	0
Parent-In-Law	8	0	0	0	0	0	0	0	0	0	0	0	0
Grandparent, Great-Grandparent	9	0	0	0	0	0	0	0	0	0	0	0	0
Uncle or Aunt	10	0	0	0	0	0	0	0	0	0	0	0	0
Niece or Nephew	11	0	0	0	0	0	0	0	0	0	0	0	0
Cousin	12	0	0	0	0	0	0	0	0	0	0	0	0
Brother, Sister (full, half, or step sibling)	13	0	0	0	0	0	0	0	0	0	0	0	0
Sibling-In-Law	14	0	0	0	0	0	0	0	0	0	0	0	0
Other Relative (Great-Aunt, Grandniece, etc.)	15	0	0	0	0	0	0	0	0	0	0	0	0
Roommate, Housemate	16	0	0	0	0	0	0	0	0	0	0	0	0
Friend	17	0	0	0	0	0	0	0	0	0	0	0	0
Child of Non-Relative	18	0	0	0	0	0	0	0	0	0	0	0	0
Other Non-Relative (employee, boarder)	19	0	0	0	0	0	0	0	0	0	0	0	0
Natural/Biological Child	41	0	0	0	0	0	0	0	0	0	0	0	0
Adopted Child	42	0	0	0	0	0	0	0	0	0	0	0	0
Stepchild	43	0	0	0	0	0	0	0	0	0	0	0	0
Don't know	98	0	0	0	0	0	0	0	0	0	0	0	0
No answer	99	0	0	0	0	0	0	0	0	0	10	10	10
Not applicable	BK	13,626	354	7,542	353	5,907	1,606	2,992	2,904	2,832	1,288	39,404	39,404

Relationship of second person to spouse?

[VAR: RELSP2]

RESPONSE	PUNCH	YEAR										COL. 5255-5256	
		1972-82	1982B	1983-87	1987B	1988-91	1993	1994	1996	1998	2000	ALL	
Head of household	1	0	0	0	0	0	0	0	0	0	0	1,519	1,519
Spouse	2	0	0	0	0	0	0	0	0	0	0	0	0
Partner, fiance(e), boyfriend, girlfriend, etc.	3	0	0	0	0	0	0	0	0	0	0	0	0
Child, not specified	4	0	0	0	0	0	0	0	0	0	0	0	0
Grandchild, Great-Grandchild	5	0	0	0	0	0	0	0	0	0	0	0	0
Son-In-Law, Daughter-In-Law .	6	0	0	0	0	0	0	0	0	0	0	0	0
Parent	7	0	0	0	0	0	0	0	0	0	0	0	0
Parent-In-Law	8	0	0	0	0	0	0	0	0	0	0	0	0
Grandparent, Great-Grandparent	9	0	0	0	0	0	0	0	0	0	0	0	0
Uncle or Aunt	10	0	0	0	0	0	0	0	0	0	0	0	0
Niece or Nephew	11	0	0	0	0	0	0	0	0	0	0	0	0
Cousin	12	0	0	0	0	0	0	0	0	0	0	0	0
Brother, Sister (full, half, or step sibling)	13	0	0	0	0	0	0	0	0	0	0	0	0
Sibling-In-Law	14	0	0	0	0	0	0	0	0	0	0	0	0
Other Relative (Great-Aunt, Grandniece, etc.)	15	0	0	0	0	0	0	0	0	0	0	0	0
Roommate, Housemate	16	0	0	0	0	0	0	0	0	0	0	0	0
Friend	17	0	0	0	0	0	0	0	0	0	0	0	0
Child of Non-Relative	18	0	0	0	0	0	0	0	0	0	0	0	0
Other Non-Relative (employee, boarder)	19	0	0	0	0	0	0	0	0	0	0	0	0
Natural/Biological Child	41	0	0	0	0	0	0	0	0	0	0	0	0
Adopted Child	42	0	0	0	0	0	0	0	0	0	0	0	0
Stepchild	43	0	0	0	0	0	0	0	0	0	0	0	0
Don't know	98	0	0	0	0	0	0	0	0	0	0	0	0
No answer	99	0	0	0	0	0	0	0	0	0	0	0	0
Not applicable	BK	13,626	354	7,542	353	5,907	1,606	2,992	2,904	2,832	1,298	39,414	39,414

Relationship of third person to spouse?

[VAR: RELSP3]

RESPONSE	PUNCH	YEAR										COL. 5257-5258	
		1972-82	1982B	1983-87	1987B	1988-91	1993	1994	1996	1998	2000	ALL	
Spouse	2	0	0	0	0	0	0	0	0	0	0	0	0
Partner, fiance(e), boyfriend, girlfriend, etc.	3	0	0	0	0	0	0	0	0	0	0	0	0
Child, not specified	4	0	0	0	0	0	0	0	0	0	97	97	
Grandchild, Great-Grandchild	5	0	0	0	0	0	0	0	0	0	14	14	
Son-In-Law, Daughter-In-Law .	6	0	0	0	0	0	0	0	0	0	4	4	
Parent	7	0	0	0	0	0	0	0	0	0	16	16	
Parent-In-Law	8	0	0	0	0	0	0	0	0	0	9	9	
Grandparent, Great-Grandparent	9	0	0	0	0	0	0	0	0	0	0	0	
Uncle or Aunt	10	0	0	0	0	0	0	0	0	0	0	0	
Niece or Nephew	11	0	0	0	0	0	0	0	0	0	2	2	
Cousin	12	0	0	0	0	0	0	0	0	0	0	0	
Brother, Sister (full, half, or step sibling)	13	0	0	0	0	0	0	0	0	0	5	5	
Sibling-In-Law	14	0	0	0	0	0	0	0	0	0	3	3	
Other Relative (Great-Aunt, Grandniece, etc.)	15	0	0	0	0	0	0	0	0	0	2	2	
Roommate, Housemate	16	0	0	0	0	0	0	0	0	0	3	3	
Friend	17	0	0	0	0	0	0	0	0	0	4	4	
Child of Non-Relative	18	0	0	0	0	0	0	0	0	0	8	8	
Other Non-Relative (employee, boarder)	19	0	0	0	0	0	0	0	0	0	6	6	
Natural/Biological Child	41	0	0	0	0	0	0	0	0	0	556	556	
Adopted Child	42	0	0	0	0	0	0	0	0	0	16	16	
Stepchild	43	0	0	0	0	0	0	0	0	0	33	33	
Don't know	98	0	0	0	0	0	0	0	0	0	0	0	
No answer	99	0	0	0	0	0	0	0	0	0	104	104	
Not applicable	BK	13,626	354	7,542	353	5,907	1,606	2,992	2,904	2,832	1,935	40,051	

Relationship of fourth person to spouse?

[VAR: RELSP4]

RESPONSE	PUNCH	YEAR										COL. 5261-5262	
		1972-82	1982B	1983-87	1987B	1988-91	1993	1994	1996	1998	2000	ALL	
Spouse	2	0	0	0	0	0	0	0	0	0	0	0	0
Partner, fiance(e), boyfriend, girlfriend, etc.	3	0	0	0	0	0	0	0	0	0	0	0	0
Child, not specified	4	0	0	0	0	0	0	0	0	0	56	56	
Grandchild, Great-Grandchild	5	0	0	0	0	0	0	0	0	0	18	18	
Son-In-Law, Daughter-In-Law .	6	0	0	0	0	0	0	0	0	0	6	6	
Parent	7	0	0	0	0	0	0	0	0	0	6	6	
Parent-In-Law	8	0	0	0	0	0	0	0	0	0	2	2	
Grandparent, Great-Grandparent	9	0	0	0	0	0	0	0	0	0	0	0	
Uncle or Aunt	10	0	0	0	0	0	0	0	0	0	0	0	
Niece or Nephew	11	0	0	0	0	0	0	0	0	0	2	2	
Cousin	12	0	0	0	0	0	0	0	0	0	1	1	
Brother, Sister (full, half, or step sibling)	13	0	0	0	0	0	0	0	0	0	3	3	
Sibling-In-Law	14	0	0	0	0	0	0	0	0	0	3	4	
Other Relative (Great-Aunt, Grandniece, etc.)	15	0	0	0	0	0	0	0	0	0	1	1	
Roommate, Housemate	16	0	0	0	0	0	0	0	0	0	1	1	
Friend	17	0	0	0	0	0	0	0	0	0	3	3	
Child of Non-Relative	18	0	0	0	0	0	0	0	0	0	7	7	
Other Non-Relative (employee, boarder)	19	0	0	0	0	0	0	0	0	0	4	4	
Natural/Biological Child	41	0	0	0	0	0	0	0	0	0	373	373	
Adopted Child	42	0	0	0	0	0	0	0	0	0	13	13	
Stepchild	43	0	0	0	0	0	0	0	0	0	12	12	
Don't know	98	0	0	0	0	0	0	0	0	0	0	0	
No answer	99	0	0	0	0	0	0	0	0	0	65	65	
Not applicable	BK	13,626	354	7,542	353	5,907	1,606	2,992	2,904	2,832	2,241	40,357	

Relationship of fifth person to spouse?

[VAR: RELSP5]

RESPONSE	PUNCH	YEAR							COL. 5261-5262			
		1972-82	1982B	1983-87	1987B	1988-91	1993	1994	1996	1998	2000	ALL
Spouse	2	0	0	0	0	0	0	0	0	0	0	0
Partner, fiance(e), boyfriend, girlfriend, etc.	3	0	0	0	0	0	0	0	0	0	0	0
Child, not specified	4	0	0	0	0	0	0	0	0	0	23	23
Grandchild, Great-Grandchild	5	0	0	0	0	0	0	0	0	0	14	14
Son-In-Law, Daughter-In-Law .	6	0	0	0	0	0	0	0	0	0	0	0
Parent	7	0	0	0	0	0	0	0	0	0	1	1
Parent-In-Law	8	0	0	0	0	0	0	0	0	0	0	0
Grandparent, Great-Grandparent	9	0	0	0	0	0	0	0	0	0	0	0
Uncle or Aunt	10	0	0	0	0	0	0	0	0	0	1	1
Niece or Nephew	11	0	0	0	0	0	0	0	0	0	2	2
Cousin	12	0	0	0	0	0	0	0	0	0	0	0
Brother, Sister (full, half, or step sibling)	13	0	0	0	0	0	0	0	0	0	0	0
Sibling-In-Law	14	0	0	0	0	0	0	0	0	0	1	1
Other Relative (Great-Aunt, Grandniece, etc.)	15	0	0	0	0	0	0	0	0	0	0	0
Roommate, Housemate	16	0	0	0	0	0	0	0	0	0	0	0
Friend	17	0	0	0	0	0	0	0	0	0	1	1
Child of Non-Relative	18	0	0	0	0	0	0	0	0	0	3	3
Other Non-Relative (employee, boarder)	19	0	0	0	0	0	0	0	0	0	1	1
Natural/Biological Child	41	0	0	0	0	0	0	0	0	0	135	135
Adopted Child	42	0	0	0	0	0	0	0	0	0	7	7
Stepchild	43	0	0	0	0	0	0	0	0	0	8	8
Don't know	98	0	0	0	0	0	0	0	0	0	0	0
No answer	99	0	0	0	0	0	0	0	0	0	23	23
Not applicable	BK	13,626	354	7,542	353	5,907	1,606	2,992	2,904	2,832	2,597	40,713

Relationship of sixth person to spouse?

[VAR: RELSP6]

RESPONSE	PUNCH	YEAR							COL. 5263-5264			
		1972-82	1982B	1983-87	1987B	1988-91	1993	1994	1996	1998	2000	ALL
Spouse	2	0	0	0	0	0	0	0	0	0	0	0
Partner, fiance(e), boyfriend, girlfriend, etc.	3	0	0	0	0	0	0	0	0	0	0	0
Child, not specified	4	0	0	0	0	0	0	0	0	0	7	7
Grandchild, Great-Grandchild	5	0	0	0	0	0	0	0	0	0	6	6
Son-In-Law, Daughter-In-Law .	6	0	0	0	0	0	0	0	0	0	0	0
Parent	7	0	0	0	0	0	0	0	0	0	1	1
Parent-In-Law	8	0	0	0	0	0	0	0	0	0	0	0
Grandparent, Great-Grandparent	9	0	0	0	0	0	0	0	0	0	0	0
Uncle or Aunt	10	0	0	0	0	0	0	0	0	0	0	0
Niece or Nephew	11	0	0	0	0	0	0	0	0	0	2	2
Cousin	12	0	0	0	0	0	0	0	0	0	0	0
Brother, Sister (full, half, or step sibling)	13	0	0	0	0	0	0	0	0	0	0	0
Sibling-In-Law	14	0	0	0	0	0	0	0	0	0	0	0
Other Relative (Great-Aunt, Grandniece, etc.)	15	0	0	0	0	0	0	0	0	0	0	0
Roommate, Housemate	16	0	0	0	0	0	0	0	0	0	0	0
Friend	17	0	0	0	0	0	0	0	0	0	0	0
Child of Non-Relative	18	0	0	0	0	0	0	0	0	0	1	1
Other Non-Relative (employee, boarder)	19	0	0	0	0	0	0	0	0	0	0	0
Natural/Biological Child	41	0	0	0	0	0	0	0	0	0	54	54
Adopted Child	42	0	0	0	0	0	0	0	0	0	4	4
Stepchild	43	0	0	0	0	0	0	0	0	0	2	2
Don't know	98	0	0	0	0	0	0	0	0	0	0	0
No answer	99	0	0	0	0	0	0	0	0	0	4	4
Not applicable	BK	13,626	354	7,542	353	5,907	1,606	2,992	2,904	2,832	2,736	40,852

Relationship of seventh person to spouse?

[VAR: RELSP7]

RESPONSE	PUNCH	YEAR							COL. 5265-5266			
		1972-82	1982B	1983-87	1987B	1988-91	1993	1994	1996	1998	2000	ALL
Spouse	2	0	0	0	0	0	0	0	0	0	0	0
Partner, fiance(e), boyfriend, girlfriend, etc.	3	0	0	0	0	0	0	0	0	0	0	0
Child, not specified	4	0	0	0	0	0	0	0	0	0	2	2
Grandchild, Great-Grandchild	5	0	0	0	0	0	0	0	0	0	2	2
Son-In-Law, Daughter-In-Law .	6	0	0	0	0	0	0	0	0	0	0	0
Parent	7	0	0	0	0	0	0	0	0	0	0	0
Parent-In-Law	8	0	0	0	0	0	0	0	0	0	0	0
Grandparent, Great-Grandparent	9	0	0	0	0	0	0	0	0	0	0	0
Uncle or Aunt	10	0	0	0	0	0	0	0	0	0	0	0
Niece or Nephew	11	0	0	0	0	0	0	0	0	0	1	1
Cousin	12	0	0	0	0	0	0	0	0	0	0	0
Brother, Sister (full, half, or step sibling)	13	0	0	0	0	0	0	0	0	0	1	1
Sibling-In-Law	14	0	0	0	0	0	0	0	0	0	0	0
Other Relative (Great-Aunt, Grandniece, etc.)	15	0	0	0	0	0	0	0	0	0	0	0
Roommate, Housemate	16	0	0	0	0	0	0	0	0	0	0	0
Friend	17	0	0	0	0	0	0	0	0	0	0	0
Child of Non-Relative	18	0	0	0	0	0	0	0	0	0	0	0
Other Non-Relative (employee, boarder)	19	0	0	0	0	0	0	0	0	0	0	0
Natural/Biological Child	41	0	0	0	0	0	0	0	0	0	15	15
Adopted Child	42	0	0	0	0	0	0	0	0	0	2	2
Stepchild	43	0	0	0	0	0	0	0	0	0	1	1
Don't know	98	0	0	0	0	0	0	0	0	0	0	0
No answer	99	0	0	0	0	0	0	0	0	0	2	2
Not applicable	BK	13,626	354	7,542	353	5,907	1,606	2,992	2,904	2,832	2,791	40,907

Relationship of eighth person to spouse?

[VAR: RELSP8]

RESPONSE	PUNCH	YEAR							COL. 5267-5268			
		1972-82	1982B	1983-87	1987B	1988-91	1993	1994	1996	1998	2000	ALL
Spouse	2	0	0	0	0	0	0	0	0	0	0	0
Partner, fiance(e), boyfriend, girlfriend, etc.	3	0	0	0	0	0	0	0	0	0	0	0
Child, not specified	4	0	0	0	0	0	0	0	0	0	2	2
Grandchild, Great-Grandchild	5	0	0	0	0	0	0	0	0	0	2	2
Son-In-Law, Daughter-In-Law .	6	0	0	0	0	0	0	0	0	0	1	1
Parent	7	0	0	0	0	0	0	0	0	0	0	0
Parent-In-Law	8	0	0	0	0	0	0	0	0	0	0	0
Grandparent, Great-Grandparent	9	0	0	0	0	0	0	0	0	0	0	0
Uncle or Aunt	10	0	0	0	0	0	0	0	0	0	0	0
Niece or Nephew	11	0	0	0	0	0	0	0	0	0	3	3
Cousin	12	0	0	0	0	0	0	0	0	0	0	0
Brother, Sister (full, half, or step sibling)	13	0	0	0	0	0	0	0	0	0	0	0
Sibling-In-Law	14	0	0	0	0	0	0	0	0	0	0	0
Other Relative (Great-Aunt, Grandniece, etc.)	15	0	0	0	0	0	0	0	0	0	0	0
Roommate, Housemate	16	0	0	0	0	0	0	0	0	0	0	0
Friend	17	0	0	0	0	0	0	0	0	0	0	0
Child of Non-Relative	18	0	0	0	0	0	0	0	0	0	0	0
Other Non-Relative (employee, boarder)	19	0	0	0	0	0	0	0	0	0	0	0
Natural/Biological Child	41	0	0	0	0	0	0	0	0	0	3	3
Adopted Child	42	0	0	0	0	0	0	0	0	0	1	1
Stepchild	43	0	0	0	0	0	0	0	0	0	0	0
Don't know	98	0	0	0	0	0	0	0	0	0	0	0
No answer	99	0	0	0	0	0	0	0	0	0	1	1
Not applicable	BK	13,626	354	7,542	353	5,907	1,606	2,992	2,904	2,832	2,804	40,920

Relationship of ninth person to spouse?

[VAR: RELSP9]

RESPONSE	PUNCH	YEAR							COL. 5269-5270			
		1972-82	1982B	1983-87	1987B	1988-91	1993	1994	1996	1998	2000	ALL
Spouse	2	0	0	0	0	0	0	0	0	0	0	0
Partner, fiance(e), boyfriend, girlfriend, etc.	3	0	0	0	0	0	0	0	0	0	0	0
Child, not specified	4	0	0	0	0	0	0	0	0	0	1	1
Grandchild, Great-Grandchild	5	0	0	0	0	0	0	0	0	0	2	2
Son-In-Law, Daughter-In-Law .	6	0	0	0	0	0	0	0	0	0	1	1
Parent	7	0	0	0	0	0	0	0	0	0	0	0
Parent-In-Law	8	0	0	0	0	0	0	0	0	0	0	0
Grandparent, Great-Grandparent	9	0	0	0	0	0	0	0	0	0	0	0
Uncle or Aunt	10	0	0	0	0	0	0	0	0	0	0	0
Niece or Nephew	11	0	0	0	0	0	0	0	0	0	1	1
Cousin	12	0	0	0	0	0	0	0	0	0	0	0
Brother, Sister (full, half, or step sibling)	13	0	0	0	0	0	0	0	0	0	0	0
Sibling-In-Law	14	0	0	0	0	0	0	0	0	0	0	0
Other Relative (Great-Aunt, Grandniece, etc.)	15	0	0	0	0	0	0	0	0	0	0	0
Roommate, Housemate	16	0	0	0	0	0	0	0	0	0	0	0
Friend	17	0	0	0	0	0	0	0	0	0	0	0
Child of Non-Relative	18	0	0	0	0	0	0	0	0	0	0	0
Other Non-Relative (employee, boarder)	19	0	0	0	0	0	0	0	0	0	0	0
Natural/Biological Child	41	0	0	0	0	0	0	0	0	0	2	2
Adopted Child	42	0	0	0	0	0	0	0	0	0	1	1
Stepchild	43	0	0	0	0	0	0	0	0	0	1	1
Don't know	98	0	0	0	0	0	0	0	0	0	0	0
No answer	99	0	0	0	0	0	0	0	0	0	2	2
Not applicable	BK	13,626	354	7,542	353	5,907	1,606	2,992	2,904	2,832	2,806	40,922

Relationship of tenth person to spouse?

[VAR: RELSP10]

RESPONSE	PUNCH	YEAR							COL. 5271-5272			
		1972-82	1982B	1983-87	1987B	1988-91	1993	1994	1996	1998	2000	ALL
Spouse	2	0	0	0	0	0	0	0	0	0	0	0
Partner, fiance(e), boyfriend, girlfriend, etc.	3	0	0	0	0	0	0	0	0	0	0	0
Child, not specified	4	0	0	0	0	0	0	0	0	0	1	1
Grandchild, Great-Grandchild	5	0	0	0	0	0	0	0	0	0	2	2
Son-In-Law, Daughter-In-Law .	6	0	0	0	0	0	0	0	0	0	0	0
Parent	7	0	0	0	0	0	0	0	0	0	0	0
Parent-In-Law	8	0	0	0	0	0	0	0	0	0	0	0
Grandparent, Great-Grandparent	9	0	0	0	0	0	0	0	0	0	0	0
Uncle or Aunt	10	0	0	0	0	0	0	0	0	0	0	0
Niece or Nephew	11	0	0	0	0	0	0	0	0	0	0	0
Cousin	12	0	0	0	0	0	0	0	0	0	0	0
Brother, Sister (full, half, or step sibling)	13	0	0	0	0	0	0	0	0	0	0	0
Sibling-In-Law	14	0	0	0	0	0	0	0	0	0	0	0
Other Relative (Great-Aunt, Grandniece, etc.)	15	0	0	0	0	0	0	0	0	0	0	0
Roommate, Housemate	16	0	0	0	0	0	0	0	0	0	0	0
Friend	17	0	0	0	0	0	0	0	0	0	0	0
Child of Non-Relative	18	0	0	0	0	0	0	0	0	0	0	0
Other Non-Relative (employee, boarder)	19	0	0	0	0	0	0	0	0	0	0	0
Natural/Biological Child	41	0	0	0	0	0	0	0	0	0	1	1
Adopted Child	42	0	0	0	0	0	0	0	0	0	0	0
Stepchild	43	0	0	0	0	0	0	0	0	0	0	0
Don't know	98	0	0	0	0	0	0	0	0	0	0	0
No answer	99	0	0	0	0	0	0	0	0	0	1	1
Not applicable	BK	13,626	354	7,542	353	5,907	1,606	2,992	2,904	2,832	2,812	40,928

Relationship of eleventh person to spouse?

[VAR: RELSP11]

RESPONSE	PUNCH	YEAR										COL. 5273-5274	
		1972-82	1982B	1983-87	1987B	1988-91	1993	1994	1996	1998	2000		ALL
Spouse	2	0	0	0	0	0	0	0	0	0	0	0	0
Partner, fiance(e), boyfriend, girlfriend, etc.	3	0	0	0	0	0	0	0	0	0	0	0	0
Child, not specified	4	0	0	0	0	0	0	0	0	0	1	1	1
Grandchild, Great-Grandchild	5	0	0	0	0	0	0	0	0	0	1	1	1
Son-In-Law, Daughter-In-Law .	6	0	0	0	0	0	0	0	0	0	0	0	0
Parent	7	0	0	0	0	0	0	0	0	0	0	0	0
Parent-In-Law	8	0	0	0	0	0	0	0	0	0	0	0	0
Grandparent, Great-Grandparent	9	0	0	0	0	0	0	0	0	0	0	0	0
Uncle or Aunt	10	0	0	0	0	0	0	0	0	0	0	0	0
Niece or Nephew	11	0	0	0	0	0	0	0	0	0	1	1	1
Cousin	12	0	0	0	0	0	0	0	0	0	0	0	0
Brother, Sister (full, half, or step sibling)	13	0	0	0	0	0	0	0	0	0	1	1	1
Sibling-In-Law	14	0	0	0	0	0	0	0	0	0	0	0	0
Other Relative (Great-Aunt, Grandniece, etc.)	15	0	0	0	0	0	0	0	0	0	0	0	0
Roommate, Housemate	16	0	0	0	0	0	0	0	0	0	0	0	0
Friend	17	0	0	0	0	0	0	0	0	0	0	0	0
Child of Non-Relative	18	0	0	0	0	0	0	0	0	0	0	0	0
Other Non-Relative (employee, boarder)	19	0	0	0	0	0	0	0	0	0	0	0	0
Natural/Biological Child	41	0	0	0	0	0	0	0	0	0	3	3	3
Adopted Child	42	0	0	0	0	0	0	0	0	0	0	0	0
Stepchild	43	0	0	0	0	0	0	0	0	0	0	0	0
Don't know	98	0	0	0	0	0	0	0	0	0	0	0	0
No answer	99	0	0	0	0	0	0	0	0	0	1	1	1
Not applicable	BK	13,626	354	7,542	353	5,907	1,606	2,992	2,904	2,832	2,809	40,925	40,925

Relationship of twelfth person to spouse?

[VAR: RELSP12]

RESPONSE	PUNCH	YEAR										COL. 5275-5276	
		1972-82	1982B	1983-87	1987B	1988-91	1993	1994	1996	1998	2000		ALL
Spouse	2	0	0	0	0	0	0	0	0	0	0	0	0
Partner, fiance(e), boyfriend, girlfriend, etc.	3	0	0	0	0	0	0	0	0	0	0	0	0
Child, not specified	4	0	0	0	0	0	0	0	0	0	1	1	1
Grandchild, Great-Grandchild	5	0	0	0	0	0	0	0	0	0	1	1	1
Son-In-Law, Daughter-In-Law .	6	0	0	0	0	0	0	0	0	0	1	1	1
Parent	7	0	0	0	0	0	0	0	0	0	0	0	0
Parent-In-Law	8	0	0	0	0	0	0	0	0	0	0	0	0
Grandparent, Great-Grandparent	9	0	0	0	0	0	0	0	0	0	0	0	0
Uncle or Aunt	10	0	0	0	0	0	0	0	0	0	0	0	0
Niece or Nephew	11	0	0	0	0	0	0	0	0	0	0	0	0
Cousin	12	0	0	0	0	0	0	0	0	0	0	0	0
Brother, Sister (full, half, or step sibling)	13	0	0	0	0	0	0	0	0	0	0	0	0
Sibling-In-Law	14	0	0	0	0	0	0	0	0	0	0	0	0
Other Relative (Great-Aunt, Grandniece, etc.)	15	0	0	0	0	0	0	0	0	0	0	0	0
Roommate, Housemate	16	0	0	0	0	0	0	0	0	0	0	0	0
Friend	17	0	0	0	0	0	0	0	0	0	0	0	0
Child of Non-Relative	18	0	0	0	0	0	0	0	0	0	0	0	0
Other Non-Relative (employee, boarder)	19	0	0	0	0	0	0	0	0	0	0	0	0
Natural/Biological Child	41	0	0	0	0	0	0	0	0	0	1	1	1
Adopted Child	42	0	0	0	0	0	0	0	0	0	0	0	0
Stepchild	43	0	0	0	0	0	0	0	0	0	0	0	0
Don't know	98	0	0	0	0	0	0	0	0	0	0	0	0
No answer	99	0	0	0	0	0	0	0	0	0	0	0	0
Not applicable	BK	13,626	354	7,542	353	5,907	1,606	2,992	2,904	2,832	2,813	40,929	40,929

Relationship of thirteenth person to spouse?

[VAR: RELSP13]

RESPONSE	PUNCH	YEAR										COL. 5277-5278	
		1972-82	1982B	1983-87	1987B	1988-91	1993	1994	1996	1998	2000		ALL
Spouse	2	0	0	0	0	0	0	0	0	0	0	0	0
Partner, fiance(e), boyfriend, girlfriend, etc.	3	0	0	0	0	0	0	0	0	0	0	0	0
Child, not specified	4	0	0	0	0	0	0	0	0	0	0	0	0
Grandchild, Great-Grandchild	5	0	0	0	0	0	0	0	0	0	0	0	0
Son-In-Law, Daughter-In-Law .	6	0	0	0	0	0	0	0	0	0	0	0	0
Parent	7	0	0	0	0	0	0	0	0	0	0	0	0
Parent-In-Law	8	0	0	0	0	0	0	0	0	0	0	0	0
Grandparent, Great-Grandparent	9	0	0	0	0	0	0	0	0	0	0	0	0
Uncle or Aunt	10	0	0	0	0	0	0	0	0	0	0	0	0
Niece or Nephew	11	0	0	0	0	0	0	0	0	0	0	0	0
Cousin	12	0	0	0	0	0	0	0	0	0	0	0	0
Brother, Sister (full, half, or step sibling)	13	0	0	0	0	0	0	0	0	0	0	0	0
Sibling-In-Law	14	0	0	0	0	0	0	0	0	0	0	0	0
Other Relative (Great-Aunt, Grandniece, etc.)	15	0	0	0	0	0	0	0	0	0	0	0	0
Roommate, Housemate	16	0	0	0	0	0	0	0	0	0	0	0	0
Friend	17	0	0	0	0	0	0	0	0	0	0	0	0
Child of Non-Relative	18	0	0	0	0	0	0	0	0	0	0	0	0
Other Non-Relative (employee, boarder)	19	0	0	0	0	0	0	0	0	0	0	0	0
Natural/Biological Child	41	0	0	0	0	0	0	0	0	0	1	1	1
Adopted Child	42	0	0	0	0	0	0	0	0	0	0	0	0
Stepchild	43	0	0	0	0	0	0	0	0	0	0	0	0
Don't know	98	0	0	0	0	0	0	0	0	0	0	0	0
No answer	99	0	0	0	0	0	0	0	0	0	0	0	0
Not applicable	BK	13,626	354	7,542	353	5,907	1,606	2,992	2,904	2,832	2,816	40,932	40,932

Relationship of fourteenth person to spouse?

[VAR: RELSP14]

RESPONSE	PUNCH	YEAR										COL. 5279-5280	
		1972-82	1982B	1983-87	1987B	1988-91	1993	1994	1996	1998	2000		ALL
Spouse	2	0	0	0	0	0	0	0	0	0	0	0	0
Partner, fiance(e), boyfriend, girlfriend, etc.	3	0	0	0	0	0	0	0	0	0	0	0	0
Child, not specified	4	0	0	0	0	0	0	0	0	0	0	0	0
Grandchild, Great-Grandchild	5	0	0	0	0	0	0	0	0	0	0	0	0
Son-In-Law, Daughter-In-Law .	6	0	0	0	0	0	0	0	0	0	0	0	0
Parent	7	0	0	0	0	0	0	0	0	0	0	0	0
Parent-In-Law	8	0	0	0	0	0	0	0	0	0	0	0	0
Grandparent, Great-Grandparent	9	0	0	0	0	0	0	0	0	0	0	0	0
Uncle or Aunt	10	0	0	0	0	0	0	0	0	0	0	0	0
Niece or Nephew	11	0	0	0	0	0	0	0	0	0	0	0	0
Cousin	12	0	0	0	0	0	0	0	0	0	0	0	0
Brother, Sister (full, half, or step sibling)	13	0	0	0	0	0	0	0	0	0	0	0	0
Sibling-In-Law	14	0	0	0	0	0	0	0	0	0	0	0	0
Other Relative (Great-Aunt, Grandniece, etc.)	15	0	0	0	0	0	0	0	0	0	0	0	0
Roommate, Housemate	16	0	0	0	0	0	0	0	0	0	0	0	0
Friend	17	0	0	0	0	0	0	0	0	0	0	0	0
Child of Non-Relative	18	0	0	0	0	0	0	0	0	0	0	0	0
Other Non-Relative (employee, boarder)	19	0	0	0	0	0	0	0	0	0	0	0	0
Natural/Biological Child	41	0	0	0	0	0	0	0	0	0	0	0	0
Adopted Child	42	0	0	0	0	0	0	0	0	0	0	0	0
Stepchild	43	0	0	0	0	0	0	0	0	0	0	0	0
Don't know	98	0	0	0	0	0	0	0	0	0	0	0	0
No answer	99	0	0	0	0	0	0	0	0	0	0	0	0
Not applicable	BK	13,626	354	7,542	353	5,907	1,606	2,992	2,904	2,832	2,817	40,933	40,933

1211. Date of interview.

[VAR: DATEINTV]

RESPONSE	PUNCH	YEAR							COL. 5281-5284			
		1972-82	1982B	1983-87	1987B	1988-91	1993	1994	1996	1998	2000	ALL
January	0101-0199	1	0	0	2	0	0	26	1	0	0	30
February	0201-0299	1,810	11	2,216	185	2,325	463	1,408	1,344	1,074	705	11,541
March	0301-0399	6,321	205	4,202	108	2,872	849	974	1,123	985	1,009	18,648
April	0401-0499	815	138	1,120	58	685	293	494	289	487	635	5,014
May	0501-0599	67	0	0	0	2	0	86	143	207	375	880
June	0601-0699	0	0	0	0	0	0	1	0	69	78	148
No answer	9999	11	0	4	0	23	1	3	4	10	15	71
Not applicable	BK	4,601	0	0	0	0	0	0	0	0	0	4,601

REMARKS: This variable consists of the month (Cols. 5281-5282) and date (Cols. 5283-5284) on which the interview was conducted. Collapsed information by month is listed above for convenience of display only.

1212. Respondent's occupation (International Standard Classification Codes-1968)

[VAR: ISCO68]

RESPONSE	PUNCH	YEAR							COL. 5285-5288			
		1972-82	1982B	1983-87	1987B	1988-91	1993	1994	1996	1998	2000	ALL
Professional, technical and related workers	1-1995	2,323	57	1,505	67	973	0	0	0	0	0	4,925
Administrative & managerial workers	2000-2197	710	4	596	15	330	0	0	0	0	0	1,655
Clerical & related workers	3000-3999	2,479	49	1,453	59	808	0	0	0	0	0	4,848
Sales workers	4000-4999	884	6	521	7	344	0	0	0	0	0	1,762
Service workers	5000-5999	1,723	81	955	91	532	0	0	0	0	0	3,382
Agriculture, animal husbandry & forestry workers, fishermen	6000-6999	324	8	184	3	75	0	0	0	0	0	594
Production & related workers, transport, equipment operators and laborers	7000-9997	3,957	118	1,871	82	1,073	0	0	0	0	0	7,101
Not applicable	BK	1,226	31	457	29	1,772	1,606	2,992	2,904	2,832	2,817	16,666

REMARKS: These questions have been converted from cases coded according to the 1970 U.S. Census Classification of Occupations and Industries into the International Standard Classification codes. Adding the ISCO-68 codes facilitates the comparison of the GSS with many cross-national studies. The above collapsed numbers are presented for convenience of display only. See Appendix F.

1213. Occupation of respondent's father (International Standard Classification Codes-1968)

[VAR: PAISCO68]

RESPONSE	PUNCH	YEAR						COL. 5289-5292				
		1972-82	1982B	1983-87	1987B	1988-91	1993	1994	1996	1998	2000	ALL
Professional, technical and related workers	1-1999	907	7	649	16	435	0	0	0	0	0	2,014
Administrative & managerial workers	2000-2197	1,130	8	765	11	483	0	0	0	0	0	2,397
Clerical & related workers	3000-3999	477	5	318	8	185	0	0	0	0	0	993
Sales workers	4000-4999	616	2	366	5	231	0	0	0	0	0	1,220
Service workers	5000-5999	707	24	373	20	203	0	0	0	0	0	1,327
Agriculture, animal husbandry & forestry workers, fishermen	6000-6999	2,618	78	1,235	65	633	0	0	0	0	0	4,629
Production & related workers, transport, equipment operators and laborers	7000-9997	5,234	108	2,731	125	1,522	0	0	0	0	0	9,720
Not applicable	BK	1,937	122	1,105	103	2,215	1,606	2,992	2,904	2,832	2,817	18,633

REMARKS: These questions have been converted from cases coded according to the 1970 U.S. Census Classification of Occupations and Industries into the International Standard Classification codes. Adding the ISCO-68 codes facilitates the comparison of the GSS with many cross-national studies. The above collapsed numbers are presented for convenience of display only. See Appendix F.

1214. Occupation of respondent's spouse (International Standard Classification Codes-1968)

[VAR: SPISCO68]

RESPONSE	PUNCH	YEAR						COL. 5293-5295				
		1972-82	1982B	1983-87	1987B	1988-91	1993	1994	1996	1998	2000	ALL
Professional, technical and related workers	1-1995	1,465	18	831	25	488	0	0	0	0	0	2,827
Administrative & managerial workers	2000-2197	599	0	402	6	209	0	0	0	0	0	1,216
Clerical & related workers	3000-3999	1,470	19	736	13	404	0	0	0	0	0	2,642
Sales workers	4000-4999	634	7	342	1	183	0	0	0	0	0	1,167
Service workers	5000-5999	917	23	399	24	233	0	0	0	0	0	1,596
Agriculture, animal husbandry & forestry workers, fishermen	6000-6999	225	2	110	3	43	0	0	0	0	0	383
Production & related workers, transport, equipment operators and laborers	7000-9997	2,797	57	1,201	34	644	0	0	0	0	0	4,733
Not applicable	BK	5,519	228	3,521	247	3,703	1,606	2,992	2,904	2,832	2,817	26,369

REMARKS: These questions have been converted from cases coded according to the 1970 U.S. Census Classification of Occupations and Industries into the International Standard Classification codes. Adding the ISCO-68 codes facilitates the comparison of the GSS with many cross-national studies. The above collapsed numbers are presented for convenience of display only. See Appendix F.

1215. Respondent's occupation (International Standard Classification Codes-1968)

[VAR: ISCO681]

RESPONSE	PUNCH	YEAR						COL. 5297-5300				
		1972-82	1982B	1983-87	1987B	1988-91	1993	1994	1996	1998	2000	ALL
Professional, technical and related workers	1-1999	0	0	0	0	1,118	308	628	608	614	621	3,897
Administrative & managerial workers	2000-2197	0	0	0	0	424	106	178	281	281	317	1,587
Clerical & related workers	3000-3999	0	0	0	0	1,064	288	553	436	417	368	3,126
Sales workers	4000-4999	0	0	0	0	542	192	299	280	315	288	1,916
Service workers	5000-5999	0	0	0	0	849	226	462	429	390	399	2,755
Agriculture, animal husbandry & forestry workers, fishermen	6000-6999	0	0	0	0	138	34	59	53	45	53	382
Production & related workers, transport, equipment operators and laborers	7000-9997	0	0	0	0	1,418	372	674	694	616	614	4,388
Not applicable	BK	13,626	354	7,542	353	354	80	139	123	154	157	22,882

REMARKS: These questions have been converted from cases coded according to the 1980 U.S. Census Classification of Occupations and Industries into the International Standard Classification codes. These are based on a preliminary conversion scheme and may be revised later. Adding the ISCO-68 codes facilitates the comparison of the GSS with many cross-national studies. The above collapsed numbers are presented for convenience of display only. See Appendix F.

1216. Occupation of respondent's father (International Standard Classification Codes-1968)

[VAR: PAISC681]

RESPONSE	PUNCH	YEAR						COL. 5301-5304				
		1972-82	1982B	1983-87	1987B	1988-91	1993	1994	1996	1998	2000	ALL
Professional, technical and related workers	1-1995	0	0	0	0	555	161	308	335	316	273	1,948
Administrative & managerial workers	2000-2197	0	0	0	0	508	118	210	254	223	207	1,520
Clerical & related workers	3000-3999	0	0	0	0	213	67	99	107	82	84	652
Sales workers	4000-4999	0	0	0	0	444	151	246	212	209	202	1,464
Service workers	5000-5999	0	0	0	0	291	85	161	122	163	157	979
Agriculture, animal husbandry & forestry workers, fishermen	6000-6999	0	0	0	0	927	249	380	325	306	334	2,521
Production & related workers, transport, equipment operators and laborers	7000-9997	0	0	0	0	2,004	536	1,027	971	962	959	6,459
Not applicable	BK	13,626	354	7,542	353	965	239	561	578	571	601	25,390

REMARKS: These questions have been converted from cases coded according to the 1980 U.S. Census Classification of Occupations and Industries into the International Standard Classification codes. These are based on a preliminary conversion scheme and may be revised later. Adding the ISCO-68 codes facilitates the comparison of the GSS with many cross-national studies. The above collapsed numbers are presented for convenience of display only. See Appendix F.

1217. Occupation of respondent's mother (International Standard Classification Codes-1968)

[VAR: MAISC681]

RESPONSE	PUNCH	YEAR						COL. 5305-5308				
		1972-82	1982B	1983-87	1987B	1988-91	1993	1994	1996	1998	2000	ALL
Professional, technical and related workers	1-1995	0	0	0	0	0	0	286	341	348	333	1,308
Administrative & managerial workers	2000-2197	0	0	0	0	0	0	37	93	72	93	295
Clerical & related workers	3000-3999	0	0	0	0	0	0	352	379	344	327	1,402
Sales workers	4000-4999	0	0	0	0	0	0	155	133	147	155	590
Service workers	5000-5999	0	0	0	0	0	0	422	417	346	396	1,581
Agriculture, animal husbandry & forestry workers, fishermen	6000-6999	0	0	0	0	0	0	34	32	24	31	121
Production & related workers, transport, equipment operators and laborers	7000-9997	0	0	0	0	0	0	335	333	329	288	1,285
Not applicable	BK	13,626	354	7,542	353	965	239	1,371	1,176	1,222	1,194	34,351

REMARKS: These questions have been converted from cases coded according to the 1980 U.S. Census Classification of Occupations and Industries into the International Standard Classification codes. These are based on a preliminary conversion scheme and may be revised later. Adding the ISCO-68 codes facilitates the comparison of the GSS with many cross-national studies. The above collapsed numbers are presented for convenience of display only. See Appendix F.

1218. Occupation of respondent's spouse (International Standard Classification Codes-1968)

[VAR: SPISC681]

RESPONSE	PUNCH	YEAR						COL. 5309-5312				
		1972-82	1982B	1983-87	1987B	1988-91	1993	1994	1996	1998	2000	ALL
Professional, technical and related workers	1-1995	0	0	0	0	602	163	316	324	291	282	1,978
Administrative & managerial workers	2000-2197	0	0	0	0	267	79	128	158	173	133	938
Clerical & related workers	3000-3999	0	0	0	0	502	148	265	185	159	165	1,424
Sales workers	4000-4999	0	0	0	0	311	94	193	145	149	120	1,012
Service workers	5000-5999	0	0	0	0	365	91	178	142	172	116	1,064
Agriculture, animal husbandry & forestry workers, fishermen	6000-6999	0	0	0	0	75	17	32	26	21	24	195
Production & related workers, transport, equipment operators and laborers	7000-9997	0	0	0	0	844	227	350	345	323	339	2,428
Not applicable	BK	13,626	354	7,542	353	2,941	787	1,530	1,579	1,544	1,638	31,894

REMARKS: These questions have been converted from cases coded according to the 1980 U.S. Census Classification of Occupations and Industries into the International Standard Classification codes. These are based on a preliminary conversion scheme and may be revised later. Adding the ISCO-68 codes facilitates the comparison of the GSS with many cross-national studies. The above collapsed numbers are presented for convenience of display only. See Appendix F.

1219. Respondent's Occupation, 1988 Census

[VAR: ISCO88]

RESPONSE	PUNCH	YEAR										COL. 5313-5316
		1972-82	1982B	1983-87	1987B	1988-91	1993	1994	1996	1998	2000	ALL
Armed Forces	110	0	0	0	0	42	9	24	0	6	7	88
Legislators and	1110-1319	0	0	0	0	589	174	286	364	358	380	2,151
Professionals	2110-2460	0	0	0	0	817	219	477	452	466	471	2,902
Technicians	3100-3480	0	0	0	0	573	198	308	277	313	294	1,963
Clerks	4100-4223	0	0	0	0	880	246	474	377	345	345	2,880
Service Workers	5100-5230	0	0	0	0	750	193	382	391	362	359	2,437
Skilled Agricultural Workers	6111-6210	0	0	0	0	69	17	32	26	25	26	195
Craft and Related Workers	7111-7520	0	0	0	0	644	159	299	298	273	265	1,938
Plant Machine Operators	8111-8400	0	0	0	0	603	164	282	301	255	264	1,869
Elementary Occupations	9110-9333	0	0	0	0	500	128	262	262	227	249	1,628
Not applicable	BK 13,626	354	7,542	353	354	80	139	123	154	157	22,882	

1220. Respondent's Father's Occupation, 1988 Census

[VAR: PAISCO88]

RESPONSE	PUNCH	YEAR										COL. 5246-5249
		1972-82	1982B	1983-87	1987B	1988-91	1993	1994	1996	1998	2000	ALL
Armed Forces	110	0	0	0	0	79	16	31	0	33	21	180
Legislators and	1110-1319	0	0	0	0	717	191	319	348	314	280	2,169
Professionals	2110-2460	0	0	0	0	461	141	263	275	269	239	1,648
Technicians	3100-3480	0	0	0	0	281	85	149	158	139	137	949
Clerks	4100-4223	0	0	0	0	145	50	67	71	57	55	475
Service Workers	5100-5230	0	0	0	0	246	68	121	147	131	141	854
Skilled Agricultural Workers	6111-6210	0	0	0	0	746	222	348	263	264	288	2,131
Craft and Related Workers	7111-7520	0	0	0	0	1,046	306	528	509	507	468	3,364
Plant Machine Operators	8111-8400	0	0	0	0	706	173	366	320	311	367	2,243
Elementary Occupations	9110-9333	0	0	0	0	504	113	233	230	230	220	1,530
Not applicable	BK 13,626	354	7,542	353	965	239	561	578	571	601	25,390	

1221. Respondent's Mother's Occupation, 1988 Census

[VAR: MAISCO88]

RESPONSE	PUNCH	YEAR										COL. 5321-5324
		1972-82	1982B	1983-87	1987B	1988-91	1993	1994	1996	1998	2000	ALL
Armed Forces	110	0	0	0	0	0	0	0	0	1	0	1
Legislators and	1110-1319	0	0	0	0	0	0	91	127	116	124	458
Professionals	2110-2460	0	0	0	0	0	0	205	256	280	265	1,006
Technicians	3100-3480	0	0	0	0	0	0	125	124	108	109	466
Clerks	4100-4223	0	0	0	0	0	0	308	354	309	325	1,358
Service Workers	5100-5230	0	0	0	0	0	0	337	328	306	335	1,306
Skilled Agricultural Workers	6111-6210	0	0	0	0	0	0	13	13	11	11	48
Craft and Related Workers	7111-7520	0	0	0	0	0	0	58	64	75	60	257
Plant Machine Operators	8111-8400	0	0	0	0	0	0	239	240	212	208	899
Elementary Occupations	9110-9333	0	0	0	0	0	0	223	207	167	186	783
Not applicable	BK 13,626	354	7,542	353	5,907	1,606	1,371	1,176	1,222	1,194	34,351	

1222. Respondent's Spouse's Occupation, 1988 Census

[VAR: SPISCO88]

RESPONSE	PUNCH	YEAR					COL. 5325-5328					
		1972-82	1982B	1983-87	1987B	1988-91	1993	1994	1996	1998	2000	ALL
Armed Forces	110	0	0	0	0	33	6	11	1	12	8	71
Legislators	1110-1319	0	0	0	0	376	113	186	198	218	175	1,266
Professionals	2110-2460	0	0	0	0	468	137	248	238	218	222	1,531
Technicians	3100-3480	0	0	0	0	296	77	183	147	139	119	961
Clerks	4100-4223	0	0	0	0	416	125	221	165	133	152	1,291
Service Workers	5100-5230	0	0	0	0	324	73	150	155	167	109	978
Skilled Agricultural Workers	6111-6210	0	0	0	0	49	11	18	16	13	17	124
Craft and Related Workers	7111-7520	0	0	0	0	413	116	184	152	157	136	1,158
Plant Machine Operators	8111-8400	0	0	0	0	341	88	137	138	130	154	988
Elementary Occupations	9110-9333	0	0	0	0	219	65	109	106	85	87	671
Not applicable	BK	13,626	354	7,542	353	2,941	787	1,530	1,579	1,544	1,638	31,894

1223. Respondent socioeconomic index.

[VAR: SEI]

RESPONSE	PUNCH	YEAR					COL. 5329-5331					
		1972-82	1982B	1983-87	1987B	1988-91	1993	1994	1996	1998	2000	ALL
0-9.9	0-99	0	0	0	0	0	0	0	0	0	0	0
10.0-19.9	100-199	0	0	0	0	104	28	31	33	13	26	235
20.0-29.9	200-299	0	0	0	0	946	253	476	497	448	459	3,079
30.0-39.9	300-399	0	0	0	0	2,040	513	994	913	871	833	6,164
40.0-49.9	400-499	0	0	0	0	419	112	187	191	161	143	1,213
50.0-59.9	500-599	0	0	0	0	428	159	299	264	221	232	1,603
60.0-69.9	600-699	0	0	0	0	775	237	385	435	475	472	2,779
70.0-79.9	700-799	0	0	0	0	466	115	263	249	279	284	1,656
80.0-89.9	800-899	0	0	0	0	270	67	164	165	164	173	1,003
90.0-99.7	900-997	0	0	0	0	63	33	30	34	40	31	231
Not applicable	BK	13,626	354	7,542	353	396	89	163	123	160	164	22,970

REMARKS: Based on procedures that Otis Dudley Duncan developed, Keiko Nakao and Judith Treas have created a new SEI based on the 1989 GSS study of occupational prestige. The new SEI scores have been assigned to all cases coded according to the 1980 Census occupational scheme. There is an implied decimal point between the second and third digits. The above collapsed codes are presented for convenience of display only. See GSS Methodological Report No. 74.

1224. Socioeconomic index of respondent's first occupation.

[VAR: FIRSTSEI]

RESPONSE	PUNCH	YEAR							COL. 5329-5331			
		1972-82	1982B	1983-87	1987B	1988-91	1993	1994	1996	1998	2000	ALL
0-9.9	0-99	0	0	0	0	0	0	0	0	0	0	0
10.0-19.9	100-199	0	0	0	0	0	0	36	0	0	0	36
20.0-29.9	200-299	0	0	0	0	0	0	286	0	0	0	286
30.0-39.9	300-399	0	0	0	0	0	0	596	0	0	0	596
40.0-49.9	400-499	0	0	0	0	0	0	72	0	0	0	72
50.0-59.9	500-599	0	0	0	0	0	0	73	0	0	0	73
60.0-69.9	600-699	0	0	0	0	0	0	108	0	0	0	108
70.0-79.9	700-799	0	0	0	0	0	0	117	0	0	0	117
80.0-89.9	800-899	0	0	0	0	0	0	57	0	0	0	57
90.0-99.7	900-997	0	0	0	0	0	0	16	0	0	0	16
Not applicable	BK	13,626	354	7,542	353	5,907	1,606	2,992	2,904	2,832	2,817	39,572

REMARKS: Based on procedures that Otis Dudley Duncan developed, Keiko Nakao and Judith Treas have created a new SEI based on the 1989 GSS study of occupational prestige. The new SEI scores have been assigned to all cases coded according to the 1980 Census occupational scheme. There is an implied decimal point between the second and third digits. The above collapsed codes are presented for convenience of display only. See GSS Methodological Report No. 74.

1225. Socioeconomic index of respondent's father.

[VAR: PASEI]

RESPONSE	PUNCH	YEAR							COL. 5335-5337			
		1972-82	1982B	1983-87	1987B	1988-91	1993	1994	1996	1998	2000	ALL
0-9.9	0-99	0	0	0	0	0	0	0	0	0	0	0
10.0-19.9	100-199	0	0	0	0	16	3	7	8	10	13	57
20.0-29.9	200-299	0	0	0	0	796	183	363	389	382	374	2,487
30.0-39.9	300-399	0	0	0	0	1,965	554	971	831	811	883	6,015
40.0-49.9	400-499	0	0	0	0	499	129	217	240	231	186	1,502
50.0-59.9	500-599	0	0	0	0	359	129	222	181	165	152	1,208
60.0-69.9	600-699	0	0	0	0	708	198	312	365	325	313	2,221
70.0-79.9	700-799	0	0	0	0	178	47	105	106	108	96	640
80.0-89.9	800-899	0	0	0	0	254	72	137	147	147	130	887
90.0-99.7	900-997	0	0	0	0	88	36	66	59	49	48	346
Not applicable	BK	13,626	354	7,542	353	1,044	255	592	578	604	622	25,570

REMARKS: Based on procedures that Otis Dudley Duncan developed, Keiko Nakao and Judith Treas have created a new SEI based on the 1989 GSS study of occupational prestige. The new SEI scores have been assigned to all cases coded according to the 1980 Census occupational scheme. There is an implied decimal point between the second and third digits. The above collapsed codes are presented for convenience of display only. See GSS Methodological Report No. 74.

1226. Socioeconomic index of respondent's mother.

[VAR: MASEI]

RESPONSE	PUNCH	YEAR							COL. 5338-5340			
		1972-82	1982B	1983-87	1987B	1988-91	1993	1994	1996	1998	2000	ALL
0-9.9	0-99	0	0	0	0	0	0	0	0	0	0	0
10.0-19.9	100-199	0	0	0	0	0	0	100	84	69	71	324
20.0-29.9	200-299	0	0	0	0	0	0	504	519	477	484	1,984
30.0-39.9	300-399	0	0	0	0	0	0	552	559	521	522	2,154
40.0-49.9	400-499	0	0	0	0	0	0	78	73	59	54	264
50.0-59.9	500-599	0	0	0	0	0	0	102	93	104	93	392
60.0-69.9	600-699	0	0	0	0	0	0	104	162	132	139	537
70.0-79.9	700-799	0	0	0	0	0	0	143	188	198	206	735
80.0-89.9	800-899	0	0	0	0	0	0	33	47	45	49	174
90.0-99.7	900-997	0	0	0	0	0	0	5	3	4	5	17
Not applicable	BK	13,626	354	7,542	353	1,044	255	1,371	1,176	1,223	1,194	34,352

REMARKS: Based on procedures that Otis Dudley Duncan developed, Keiko Nakao and Judith Treas have created a new SEI based on the 1989 GSS study of occupational prestige. The new SEI scores have been assigned to all cases coded according to the 1980 Census occupational scheme. There is an implied decimal point between the second and third digits. The above collapsed codes are presented for convenience of display only. See GSS Methodological Report No. 74.

1227. Socioeconomic index of respondent's spouse.

[VAR: SPSEI]

RESPONSE	PUNCH	YEAR							COL. 5341-5343			
		1972-82	1982B	1983-87	1987B	1988-91	1993	1994	1996	1998	2000	ALL
0-9.9	0-99	0	0	0	0	0	0	0	0	0	0	0
10.0-19.9	100-199	0	0	0	0	33	15	18	12	8	5	91
20.0-29.9	200-299	0	0	0	0	455	109	198	200	171	180	1,313
30.0-39.9	300-399	0	0	0	0	1,032	265	462	407	405	361	2,932
40.0-49.9	400-499	0	0	0	0	235	79	131	107	91	96	739
50.0-59.9	500-599	0	0	0	0	257	77	146	114	121	115	830
60.0-69.9	600-699	0	0	0	0	449	136	231	240	244	199	1,499
70.0-79.9	700-799	0	0	0	0	264	78	145	125	121	110	843
80.0-89.9	800-899	0	0	0	0	153	36	98	89	91	79	546
90.0-99.7	900-997	0	0	0	0	55	18	22	30	24	26	175
Not applicable	BK	13,626	354	7,542	353	2,974	793	1,541	1,580	1,556	1,646	31,965

REMARKS: Based on procedures that Otis Dudley Duncan developed, Keiko Nakao and Judith Treas have created a new SEI based on the 1989 GSS study of occupational prestige. The new SEI scores have been assigned to all cases coded according to the 1980 Census occupational scheme. There is an implied decimal point between the second and third digits. The above collapsed codes are presented for convenience of display only. See GSS Methodological Report No. 74.

1228. Birth cohort of respondent.

[VAR: COHORT]

RESPONSE	PUNCH	YEAR							COL. 5344-5347			
		1972-82	1982B	1983-87	1987B	1988-91	1993	1994	1996	1998	2000	ALL
1883-1889	1883-1889	60	0	0	0	0	0	0	0	0	0	60
1890-1899	1890-1899	523	10	60	4	11	0	0	0	0	0	608
1900-1909	1900-1909	1,305	15	400	10	199	29	49	32	12	0	2,051
1910-1919	1910-1919	1,872	35	796	26	551	117	187	127	118	119	3,948
1920-1929	1920-1929	2,167	56	1,004	47	732	170	289	233	245	217	5,160
1930-1939	1930-1939	2,139	49	955	38	649	181	330	287	269	263	5,160
1940-1949	1940-1949	2,875	64	1,414	62	997	271	534	501	429	389	7,536
1950-1959	1950-1959	2,446	98	1,892	83	1,406	391	684	660	601	612	8,873
1960-1969	1960-1969	178	24	989	76	1,208	331	690	647	673	621	5,437
1970-1979	1970-1979	0	0	0	0	143	111	223	411	474	497	1,859
1980-1982	1980-1982	0	0	0	0	0	0	0	0	6	91	97
Don't know	9998	0	0	0	0	0	0	0	0	0	0	0
No answer	9999	61	3	32	7	11	5	6	6	5	8	144
Not applicable	BK	0	0	0	0	0	0	0	0	0	0	0

REMARKS: Computed from AGE variable. Exact year of birth is given. The above collapsed codes are presented for convenience of display only. For the full distribution, see Appendix E. As age has a maximum possible value of 89, for those cases which have such a value the cohort value does not necessarily create the actual age of birth. For those who were actually older than 89 at the time of the survey, they will be listed in a birth year more recent than it actually was.

1229. Marriage cohort of the respondent.

[VAR: MARCOHRT]

RESPONSE	PUNCH	YEAR							COL. 5348-5351			
		1972-82	1982B	1983-87	1987B	1988-91	1993	1994	1996	1998	2000	ALL
1900-1909	1900-1909	38	1	0	0	0	0	0	0	0	0	39
1910-1919	1910-1919	334	8	40	5	11	0	0	0	0	0	398
1920-1929	1920-1929	1,011	11	301	8	149	17	13	0	0	0	1,510
1930-1939	1930-1939	1,527	24	600	22	365	78	61	0	0	0	2,677
1940-1949	1940-1949	2,211	53	961	41	735	175	143	0	0	0	4,319
1950-1959	1950-1959	2,157	52	962	35	618	164	166	0	0	0	4,154
1960-1969	1960-1969	2,585	54	1,188	52	822	212	206	0	0	0	5,119
1970-1979	1970-1979	1,637	55	1,431	44	1,088	288	260	0	0	0	4,803
1980-1989	1980-1989	51	7	627	31	843	284	264	0	0	0	2,107
1990-1999	1990-1999	0	0	0	0	22	73	74	0	0	0	169
Don't know	9998	0	0	0	0	0	0	0	0	0	0	0
No answer	9999	106	7	81	11	67	16	19	0	0	0	307
Not applicable	BK	1,969	82	1,351	104	1,187	299	1,786	2,904	2,832	2,817	12,514

REMARKS: Computed from AGEWED variable (age at first marriage). The above collapsed codes are presented for convenience of display only. For the full distribution, see Appendix E.

1230. What is your date of birth?

[VAR: BIRTHMO]

RESPONSE	PUNCH	YEAR										COL. 5352-5353	
		1972-82	1982B	1983-87	1987B	1988-91	1993	1994	1996	1998	2000	ALL	
January	01	622	21	611	31	500	137	263	234	232	0	2,651	
February	02	599	26	576	27	451	127	256	244	229	0	2,535	
March	03	645	26	638	31	528	160	231	222	228	0	2,709	
April	04	593	31	600	31	456	126	216	199	222	0	2,474	
May	05	582	27	583	17	470	105	228	248	222	0	2,482	
June	06	595	35	621	36	480	142	255	256	230	0	2,650	
July	07	625	31	615	27	485	150	272	245	244	0	2,694	
August	08	641	42	686	27	535	149	266	253	257	0	2,856	
September	09	667	27	688	33	492	124	248	252	250	0	2,781	
October	10	678	29	621	27	464	115	251	241	236	0	2,662	
November	11	611	21	630	23	477	138	228	251	212	0	2,591	
December	12	618	35	624	35	487	119	257	218	217	0	2,610	
Don't know	98	3	0	1	0	1	0	0	0	0	0	5	
No answer	99	56	3	48	8	81	14	21	41	53	0	325	
Not applicable	BK	6,091	0	0	0	0	0	0	0	0	2,817	8,908	

REMARKS: See Appendix D: Recodes.

1231. ASTROLOGICAL SIGN OF RESPONDENT

[VAR: ZODIAC]

RESPONSE	PUNCH	YEAR										COL. 5354-5355	
		1972-82	1982B	1983-87	1987B	1988-91	1993	1994	1996	1998	2000	ALL	
Aries	01	637	25	628	26	462	139	205	215	225	221	2,783	
Taurus	02	582	29	561	26	482	107	243	229	222	217	2,698	
Gemini	03	605	42	662	28	500	142	248	264	241	230	2,962	
Cancer	04	641	25	614	32	486	151	272	260	240	247	2,968	
Leo	05	629	43	676	25	519	153	273	245	260	246	3,069	
Virgo	06	680	30	704	32	506	135	249	250	250	246	3,082	
Libra	07	686	31	643	32	483	116	265	254	243	257	3,010	
Scorpio	08	586	21	615	19	450	122	215	235	214	207	2,684	
Sagittarius	09	598	32	604	28	461	128	243	216	200	208	2,718	
Capricorn	10	584	22	590	31	462	119	253	222	216	232	2,731	
Aquarius	11	652	27	558	32	487	124	248	257	224	220	2,829	
Pisces	12	596	24	638	34	527	156	257	216	244	217	2,909	
Don't know	98	3	0	1	0	1	0	0	0	0	1	6	
No answer	99	56	3	48	8	81	14	21	41	53	68	393	
Not applicable	BK	6,091	0	0	0	0	0	0	0	0	0	6,091	

1232. Ballot Administered.

[VAR: BALLOT]

RESPONSE	PUNCH	YEAR										COL. 5365	
		1972-82	1982B	1983-87	1987B	1988-91	1993	1994	1996	1998	2000	ALL	
Ballot A	1	0	0	0	0	1,959	549	981	979	921	921	6,310	
Ballot B	2	0	0	0	0	1,987	531	996	981	950	956	6,401	
Ballot C	3	0	0	0	0	1,961	526	1015	944	961	940	6,347	
Not Applicable	BK	13,626	354	7,542	353	0	0	0	0	0	0	21,875	

REMARKS: See Appendix Q.

1233. Version Administered.

[VAR: VERSION]

RESPONSE	PUNCH	YEAR										COL. 5366
		1972-82	1982B	1983-87	1987B	1988-91	1993	1994	1996	1998	2000	ALL
Version 1	0	0	0	0	0	0	0	240	482	474	466	1,662
Version 2	2	0	0	0	0	0	0	267	509	473	478	1,727
Version 3	3	0	0	0	0	0	0	244	469	498	454	1,665
Version 4	4	0	0	0	0	0	0	261	497	447	455	1,660
Version 5	5	0	0	0	0	0	0	251	472	477	478	1,678
Version 6	6	0	0	0	0	0	0	255	475	463	486	1,679
Version 7	7	0	0	0	0	0	0	480	0	0	0	480
Version 8	8	0	0	0	0	0	0	478	0	0	0	478
Version 9	9	0	0	0	0	0	0	516	0	0	0	516
Not applicable	BK	13,626	354	7,542	353	5,907	1,606	0	0	0	0	29,388

REMARKS: In 1994 there were 9 versions of the questionnaire. Versions 1-6 were administered to random 1/12ths of the sample. Versions 7-9 were administered to random 1/6ths of the sample. Sample A was comprised of Version 1-6 in 1994 and 1-3 in 1996 and 1998. Sample B was made up of Versions 7-9 in and 4-6 in 1996 and 1998.

1234. Status on International Social Survey Program Supplement.

[VAR: ISSP]

RESPONSE	PUNCH	YEAR										COL. 5367
		1972-82	1982B	1983-87	1987B	1988-91	1993	1994	1996	1998	2000	ALL
R did ISSP	1	0	0	3,390	279	5,443	1,557	2,833	2,699	2,507	2,548	21,256
R did not do ISSP	2	0	0	300	74	464	49	159	205	325	269	1,845
Not applicable	BK	13,626	354	3,852	0	0	0	0	0	0	0	17,832

1235. Weight for form variables.

[VAR: FORMWT.]

This weight in columns 5368-5371 should be used whenever any of the forms comparisons are being analyzed. There is an implied decimal point between columns 5368 and 5369. See Appendices A and P for an explanation of the weight and list of variables affected. See Appendix R, GSS Methodological Report No. 36.

1236. SAMPLING ERROR CODE.

[VAR: SAMPCODE]

The "Sampling Error Code" in columns 5372-5374 is provided for the convenience of persons who wish to study within-cluster and between-cluster variations in the GSS. Values of the code range from 101 to 218 and 301 to 384. Values 101 to 201 represent one of the primary sampling units (PSUs) in the 1970 NORC National Sampling Frame. Values 202 and 218 represent the 17 PSUs in the 1980 black sample frame. Values 301 and 384 represent the 1980 NORC National Sample Frame. See Appendix A for details. Codes are assigned so that one can obtain properly stratified subsamples of the PSUs by taking every second (or every nth) value of SAMPCODE.

The "Sampling Error Code" is blank for all 1972 cases, since the 1972 survey did not use 1970 or 1980 sampling frames.

1237. The GSS has employed various sampling procedures and frames. Appendix A gives full detail.

[VAR: SAMPLE]

RESPONSE	PUNCH	YEAR									COL. 5375	
		1972-82	1982B	1983-87	1987B	1988-91	1993	1994	1996	1998	2000	ALL
1960 Sample Frame, block quota	1	1,613	0	0	0	0	0	0	0	0	0	1,613
1970 Sample Frame, block quota	2	4,498	0	0	0	0	0	0	0	0	0	4,498
1970 Sample Frame, full probability	3	7,515	0	805	0	0	0	0	0	0	0	8,320
1970 Sample Frame full probability black oversample	4	0	107	0	0	0	0	0	0	0	0	107
1980 Black Sample Frame full probability black oversample	5	0	247	0	0	0	0	0	0	0	0	247
1980 Sample Frame, full probability	6	0	0	6,737	0	5,907	810	0	0	0	0	13,454
1980 Sample Frame, full probability black oversample	7	0	0	0	353	0	0	0	0	0	0	353
1990 Sample Frame, full probability	8	0	0	0	0	0	796	2,992	2,904	2,832	2,817	12,341

1238. Weight for Black oversamples.

[VAR: OVERSAMP]

RESPONSE	PUNCH	YEAR									COL. 5376-5380	
		1972-82	1982B	1983-87	1987B	1988-91	1993	1994	1996	1998	2000	ALL
Blacks in 1982	0.3778	156	354	0	0	0	0	0	0	0	0	510
Blacks in 1987	0.4347	0	0	191	353	0	0	0	0	0	0	544
Not 1982/1987	1.0000	12,120	0	6,076	0	5,907	1,606	2,992	2,904	2,832	2,817	37,254
Nonblacks in 1982	1.2351	1,350	0	0	0	0	0	0	0	0	0	1,350
Nonblacks in 1987	1.2412	0	0	1,275	0	0	0	0	0	0	0	1,275

REMARKS: If one wants to combine the 1982 or 1987 cross-sections, with the 1982 or 1987 black oversamples into representative national samples, the file must be weighted by this variable. There is an implied decimal point between columns 5376 and 5377. For details of the 1982 and 1987 oversamples see Q. 1098 and Appendix A.

APPENDIX A:

SAMPLING DESIGN & WEIGHTING

In the original National Science Foundation grant, support was given for a modified probability sample. Samples for the 1972 through 1974 surveys followed this design. This modified probability design, described below, introduces the quota element at the block level. The NSF renewal grant, awarded for the 1975-1977 surveys, provided funds for a full probability sample design, a design which is acknowledged to be superior.

Thus, having the wherewithal to shift to a full probability sample with predesignated respondents, the 1975 and 1976 studies were conducted with a transitional sample design, viz., one-half full probability and one-half block quota. The sample was divided into two parts for several reasons: 1) to provide data for possibly interesting methodological comparisons; and 2) on the chance that there are some differences over time, that it would be possible to assign these differences to either shifts in sample designs, or changes in response patterns. For example, if the percentage of respondents who indicated that they were "very happy" increased by 10 percent between 1974 and 1976, it would be possible to determine whether it was due to changes in sample design, or an actual increase in happiness.

There is considerable controversy and ambiguity about the merits of these two samples. Text book tests of significance assume full rather than modified probability samples, and simple random rather than clustered random samples. In general, the question of what to do with a mixture of samples is no easier solved than the question of what to do with the "pure" types. Investigators who have applied statistical tests to previous General Social Survey data should continue to apply those tests. Investigators who have refrained from applying such tests may now want to perform analyses on the probability subsample. This would, of course, reduce the number of cases by one-half. Whatever choice investigators make, it should be remembered that the two subsamples represent the same universe.¹

Having allowed for the appearance of all items in the transitional sample design, the General Social Survey then switched to a full probability sample for the 1977, 1978, 1980, and 1982-2000 surveys. The variable SAMPLE (Col. 5375) can be used to separate the block quota and full probability samples on the 1975 and 1976 surveys.

A similar split sample transition design was used in the 1983 survey to measure the effect of switching from the 1970 sample frame to the 1980 sample frame. Half of the sample was drawn from the 1970 frame and half was drawn from the 1980 frame. The variable SAMPLE (Col. 5375) separates cases from these two sample frames. Again in 1993, a split sample transition design was employed on the 1993 survey to measure the effect of switching from the 1980 sample frame to the 1990 sample frame. Half of the sample was drawn from each frame. More details on the 1970, 1980 and 1990 sample frames as well as the block quota samples appear below.

The adult, household population of the United States covered about 97.3% of the resident population of the United States in 1985. Coverage varies greatly by age group. For those 18-24, 9.4% of the population in 1980 lived outside of households (mostly in college dorms and military quarters). Among age groups from 25 to 64 the only 0.8-1.4% of the population lived outside of households. For those 75 and older 11.4% were in group quarters, mostly in nursing homes and long-term care facilities. For more details on the non-household population see Living Arrangements of Children and Adults, Census of Population, PC80-2-413, May, 1985.

As defined for the GSS in 1983-1987, 98% of the adult, household population is English speaking. The number of non-English speakers excluded is indicated in Table A.3. Spanish speakers typically make up 60-65% of the language exclusions. About a dozen languages make up the remaining exclusions.

¹C. Bruce Stephenson, "Probability Sampling with Quotas: An Experiment," GSS Methodological Report No. 7, April, 1979. Published in Public Opinion Quarterly, 43 (Winter, 1979), 477-496.

BLOCK QUOTA

The sample is a multi-stage area probability sample to the block or segment level. At the block level, however, quota sampling is used with quotas based on sex, age, and employment status. The cost of the quota samples is substantially less than the cost of a full probability sample of the same size, but there is, of course, the chance of sample biases mainly due to not-at-homes which are not controlled by the quotas. However, in order to reduce this bias, the interviewers are given instructions to canvass and interview only after 3:00 p.m. on weekdays or during the weekend or holidays. This type of sample design is most appropriate when the past experience and judgment of a project director suggest that sample biases are likely to be small relative to the precision of the measuring instrument and the decisions that are to be made.

Selection of PSUs

The Primary Sampling Units (PSUs) employed are Standard Metropolitan Statistical Areas (SMSAs) or non-metropolitan counties selected in NORC's Master Sample. These SMSAs and counties were stratified by region, age, and race before selection.²

Selection of Sample within PSUs

The units of selection of the second stage were block groups (BGs) and enumeration districts (EDs). These EDs and BGs were stratified according to race and income before selection.³ The third stage of selection was that of blocks. The blocks were selected with probabilities proportional to size. In places without block statistics, measures of size for the blocks were obtained by field counting. The average cluster size is five respondents per cluster. This provides a suitable balance of precision and economy.

Interviewer Instructions

At the block or segment level, the interviewer begins a travel pattern at the first DU (dwelling unit) from the northwest corner of the block and proceeds in a specified direction until the quotas have been filled.

The quotas call for approximately equal numbers of men and women with the exact proportion in each segment determined by the 1970 Census tract data. For women, the additional requirement is imposed that there be the proper proportion of employed and unemployed women in the location. Again, these quotas are based on the 1970 Census tract data. For men, the added requirement is that there be the proper proportion of men over and under 35 in the location.

These particular quotas have been established because past experience has shown that employed women and young men under 35 are the most difficult to find at home for interviewing.

Sampling Error

Although the mean squared error cannot be estimated directly from a quota sample, one can make estimates of sampling variability using procedures such as those outlined by Stephan and McCarthy.⁴ Past experience would suggest that, for most purposes, this sample of 1,500 could be considered as having about the same efficiency as a simple random sample of 1,000 cases. In making this judgment concerning the design effect, we are concerned with the "average" effect upon a large set of different variables of the clustering of households at the last stage of selection.⁵

²For selection procedures, see Benjamin King and Carol Richards, "The 1972 NORC National Probability Sample." Chicago: NORC, August, 1972.

³Ibid.

⁴Frederick Stephan and Philip McCarthy, Sampling Opinions. (New York: John Wiley and Sons, 1958, Chapter 10.)

⁵For variable specific design effects from the 1993 GSS, see Tom W. Smith, Hee-Choin Shin, and Xiaoxi Tong, "A Report on the Sample Frame Comparisons and Design Effects of the 1993 General Social Survey," GSS

Any statement of sampling error assumes that the bias in quota sampling due to the lack of control over respondent availability is slight for the study under consideration.

For those persons interested in investigating the within-sample variability of these data, we have included a "sampling error code" (see Q. 982). Information about the use of this code is available from the GSS project staff at NORC.

Probability, 1970 Frame

The NORC national probability sample is a stratified, multistage area probability sample of clusters of households in the continental United States.⁶ The selection of geographic areas at successive stages is in accordance with the method of probabilities proportional to size (p.p.s.). Furthermore, the clusters of households are divided into replicated subsamples in order to facilitate estimation of the variance of sample estimators of population characteristics.

At the first stage of selection, Standard Metropolitan Statistical Areas (SMSAs) and nonmetropolitan counties covering the total continental United States were grouped according to size strata within the nine Census regions. All population figures and other demographic information were obtained from 1970 Census reports. Within each size stratum grouping based upon geographic location, or racial characteristics (or both), was accomplished before selection. The final frame was further separated into zones or "paper strata" of equal population size in order to facilitate the selection of replicated subsamples of primary sampling units (PSUs).⁷ The selection of PSUs was designed to produce four independent subsamples of equal size. The four subsamples were randomly combined to form two larger subsamples of 101 PSUs each.⁸ The large subsamples are thus internally separable into two replicated subsamples for variance estimation purposes.

NORC has selected one of the two large subsamples described above to serve as its principal frame of households for the remainder of the decade. The PSUs fall into 89 distinct SMSAs and nonmetropolitan counties. (New York, a very large SMSA, represents five PSUs, whereas the smaller counties represent only one PSU.)

The second-stage procedure involved the direct selection of Census block groups or enumeration districts (E.D.s) within SMSAs or counties, eliminating the traditional intermediate stage of clustering selections within urban places or county division. The increase in geographic dispersion within the primary areas has a negligible effect on field costs. Before selection, the Census tracts, minor civil divisions, and Census county divisions containing the block groups and E.D.s were carefully stratified by geographic location, income, and race, in order to maximize the precision of sample estimation within a PSU. Block groups and E.D.s were then selected with probabilities proportional to size in numbers sufficient to satisfy survey demands for households expected throughout the decade. Lists of the separate households contained in the second stage blocks or E.D.s were constructed by field personnel or obtained from directories. Thus, the principal NORC national probability sample is, in effect, an inventory of identifiable households, each with a known probability of selection.

In a typical sample survey with equal probability of selection for individual households (i.e., a self-weighting sample), households at which interviews will take place are probabilistically selected from the available lists of addresses for blocks and E.D.s. The method of probabilities proportional to size results in the assignment of approximately equal numbers of interviews in each final stage cluster, which in turn leads to increased precision in the estimation of overall population characteristics.

Methodological Report No. 87, 1994.

⁶Alaska and Hawaii are not included in this sample.

⁷The selection methods used are similar to those described in standard textbooks, e.g., W. E. Deming, Sample Design in Business Research (New York: Wiley & Sons, 1960), and L. Kish, Survey Sampling (New York: Wiley & Sons, 1965).

⁸In the actual implementation of the selection method, subsamples 1 and 4 resulted in 51 PSUs, whereas subsamples 2 and 3 produced only 50 PSUs. The result was not unexpected and is due to a technical reason, details of which will be provided on request. The inequality of subsample sizes does not affect the equal probability characteristics of the sample.

The NORC national probability frame, with its broad geographic dispersion, its reserves of additional SMSAs and counties, and its built-in replication, provides sufficient flexibility for application to a wide range of survey tasks. Its design is based on the consideration of sampling problems that NORC and other organizations have encountered in past surveys, and we believe that it substantially eliminates many of these difficulties.

Probability, 1980 Frame

1980 National Sampling Frame

The 1980 frame was designed, selected, and listed jointly by NORC and the Survey Research Center. The new frame was selected, in most cases, in two stages; about one-fifth of the second stage units were subsampled, producing a third stage.

Eighty-four PSUs were selected at the first stage. The PSUs consist of counties, SMSAs, independent cities and, in New England, parts of counties. Prior to selection, the United States was divided into PSUs; the PSUs were then grouped into 84 strata. The strata were formed by grouping metropolitan and non-metropolitan PSUs within each of the four Census regions. Within each region, additional variables were used to define strata. The stratifying variables included within-region geography and size; size was measured by the 1980 Census count of occupied housing units. One PSU was selected from each stratum using a controlled selection procedure. This procedure ensured proportionate representation along certain control dimensions (such as percentage Hispanic in the West). The exact control variables (like the stratification variables) differed somewhat from region to region. Sixteen strata contained only one PSU, which was selected with certainty. The remaining 68 PSUs were selected with probability proportional to size (measured in housing units).

The unit for second stage selection was the block or enumeration district (ED). The number of secondary selections within a PSU depended in part on the stratum size. The number of second stage selections listed for NORC's national frame in the 16 PSUs selected with certainty ranged from 24 to six selections for PSU. In the remaining 68 sample PSUs, six second stage selections were listed. (The same number of second stage selections were listed for SRC's national frame; further, both organizations retained a similar number of second stage selections as a reserve for future use.) All total, the new frame includes 562 secondary selections.

Prior to selection, the second stage units within each sample PSU were sorted by county, by minor civil division (in some areas), by Census Tract or ED number, and by block number. Counties were ordered within PSUs according to size and geography (e.g., in SMSAs, the county containing the central city came first, then counties containing nearby suburbs, and so on). In twenty states, information was available on the size and median family income of minor civil divisions (MCDs), which are governmental units below the county level (such as cities or towns). Where this information was available, we sorted the block and EDs by MCD and ordered the MCDs by size and income.

Next, we sorted all blocks and EDs by Census Tract number and then by block or ED number; these sorts establish a geographic ordering. The secondary selections were made using systematic zone selection; the probabilities of selection were proportional to size (measured in housing units). Each secondary selection included at least 50 housing units.

In enumeration districts and blocks with a large number of dwelling units, a third stage of selection was carried out. The block or ED was subdivided into pieces which were "field counted" by field staff from NORC or SRC. In a field count, an area is scouted and a rough count of the number of housing units is made. Based on the field count we selected a piece of the sample block or ED with probability proportional to its size.⁹

Comparison of the 1970 and 1980 Frames

Table A.1 summarizes the main differences between the old and the new frames. Aside from the obvious

⁹Steven G. Heeringa and Judith H. Connor, The 1980 SRC/NORC National Sample Design and Development. Ann Arbor: Institute for Social Research, 1984.

differences in the number of selections at each stage and in the measures of size (people vs housing), the two frames differ in three main respects. First, the stratification variables differ. In particular, percentage Black, which was used as an implicit stratifier at the first and second stages in the old frame is no longer used in the new sample (except in

Table A.1: Main Differences Between Frames

	<u>1970 Frame</u>	<u>1980 Frame</u>
<u>First Stage</u>		
Number of Selections	100	84
Measure of Size	Persons--at least 10,000	Housing--at least 4,000 units
Methods of Selection	Systematic Zone Selection	Controlled selection
Stratification	(Implicit) Census division, urbanization % Black	84 explicit strata plus control variables
<u>Second Stage</u>		
Number of Selections	1800 (18 per PSU)	562
Unit	BG or ED	Block or ED
Measure of Size	Person	Housing units--at least 50
Method of Selection	Systematic Zone Selection	Systematic Zone Selection
Stratification	(Implicit) income, % Black	(Implicit) County: size, geography; MCD (20 states): income, size; CT, ED block: geography
<u>Third Stage</u>		
Unit	"Segment"	Part of a block or ED (in most areas, no 3rd stage)
Measure of Size	Housing units--at least 100	Housing units--at least 50
Method of Selection	One selection with probability proportional to size	One selection with probability proportional to size

rural areas of the Deep South). Instead, the new frame uses a variety of geographic control variables at both the first and second stages. Second, the new frame was, for the most part, selected in two rather than three stages. A third stage was used only to subsample within blocks and EDs too large to be listed in a single trip to the field.

The most important change involves the method of selection at the first stage. The new frame used a controlled selection procedure that assures proportionate representation along the control dimensions as well as the dimensions used to define strata. This procedure should yield additional statistical precision (Leslie Kish estimates the gains at up to 20%). An added benefit of controlled selection from explicit strata is that it allows us to use the Keyfitz procedure to draw a new national sample. The Keyfitz procedure is a method for updating national samples using new Census data; it maximizes the retention of PSUs from an existing national sample. It could not be easily applied to a sample drawn using systematic selection procedures (such as the old frame). The controlled selection procedure used to select the PSUs has one drawback--it will be more difficult to subsample PSUs. The zone selection procedure used to select the old frame is easy to select a half-sample; in fact, the old frame was selected in two replicates. Subsampling is not such an automatic procedure with the new frame.

1983 GSS Sample. Fifty PSUs from the new frame were selected for the 1983 GSS. All 16 certainty PSUs were selected for the GSS subsample. The remaining 68 PSUs were paired, according to size and region; one PSU was selected at random from each pair. Within each of the 50 subsample PSUs, half of the segments (a total of 141) were selected systematically for the 1983 GSS. Fifty PSUs were also selected from the old frame with three segments per PSU (total of 150).

1982 Black Oversamples

In 1982 the National Science Foundation funded as a separate project an oversample of Blacks on the GSS. Two different sample frames were used. First, an additional sample of lines were drawn from the 1970 sample frame (as

the regular 1982 GSS cross section was). These households were screened for race and eventually yielded 107 extra Black respondents. Second, a special sample frame designed to sample Blacks was drawn from 1980 Census data. In this sample frame localities were selected according to their Black population rather than their total population. This procedure increases the take-rate among selected lines yielding a more efficient sampling of Blacks. This oversample proportionate to the Black population resulted in 247 extra Black respondents. In all the Black samples added 354 extra Black respondents. When added to the 156 Blacks who were part of the regular cross section, that made a total of 510 Black respondents in 1982.

The three groups of Blacks can be added together to form a national probability sample of Black Americans. The Blacks and Non-Blacks in the regular 1982 cross-section can be used as a national sample of all races without using the OVERSAMP (Cols. 4214-4218) weight. If one wants to use all 1982 cases to form a national sample (the 1,506 from the cross section and the black oversamples of 354) then the OVERSAMP weight must be used to establish the proper racial balance. The OVERSAMP variable is designed to match the racial distribution found in the regular cross section and reproduce the total number of unweighted cases (i.e. $1,506 + 354 = 1,860$).

For a report on the black oversamples including a comparison of the two methods of oversampling blacks see Roger Tourangeau and A. Wade Smith, "Finding Subgroups for Surveys," Public Opinion Quarterly, 49 (Fall, 1985), 351-365.

Information on response rates is given in Table A.3.

1987 Black Oversample

In 1987 the National Science Foundation funded as a separate project an oversample of Blacks on the GSS. An additional sample of lines was drawn from the 1980 sample frame (as the regular 1987 GSS cross section was). These households were screened for race and eventually yielded 353 extra Black respondents. When added to the 191 Blacks who were part of the regular cross section that made a total of 544 Black respondents in 1987.

1990 National Sample

Like its predecessor, the 1990 National Sample was selected in two major stages, with PSUs consisting of one or more counties selected at the first stage and segments consisting of one or more blocks selected at the second. In a few cases, segments were subsampled, a procedure that constituted a third stage of sample selection.

The 1990 sample included 100 first stage selections. The PSUs consisted of metropolitan areas or nonmetropolitan counties. The metropolitan PSUs include metropolitan areas of all three types distinguished in the 1990 Census--Metropolitan Statistical Areas (or MSAs, which correspond to the SMSAs used in 1980), Consolidated Metropolitan Statistical Areas (or CMSAs, which join the metropolitan area of a very large city with the adjacent metropolitan area of one of its suburbs), and New England County Metropolitan Areas (or NECMAs, which are the whole county counterparts of the New England MSAs). Prior to selection, the United States was divided into 2,489 PSUs; the PSUs were then sorted into strata. The major strata again grouped metropolitan and nonmetropolitan PSUs within each of the four Census regions. The nonmetropolitan PSUs were further sorted by state; then, within state, by percent minority; and, finally, within percent minority groupings, by per capita income. Each PSU was classified according to the percent of its population who are minority group members; this encompassed everyone but non-Hispanic Whites. Percent minority groupings were formed by classifying each PSU according to percent minority quartiles within its major strata. The metropolitan PSUs were sorted by Census division, minority quartile, and per capita income. The sample PSUs were selected using systematic selection, with the selection probability for a PSU proportional to the number of housing units. This selection procedure ensured proportionate representation along each of the sort variables. Nineteen PSUs were so large that they had to be included in the sample with certainty.

The second stage sampling unit in the 1990 National Sample was again the segment, consisting of one or more adjoining blocks. The number of segments selected within a PSU again depended on the whether the PSU was a certainty selection. From three to 26 segments were selected in the 19 certainty PSUs; in each of the remaining 81 sample PSUs, three segments were selected. All told, the 1990 National Sample includes 384 second stage selections. Prior to selection, the segments within each sample PSU were sorted successively by a) whether they were within the central city of a metropolitan area or outside of it (in metropolitan PSUs), b) state (in those PSUs that crossed state lines), c) county, d) place, e) percent minority quartile within the PSU, and f) census tract (CT) or block numbering

area (BNA). The sample segments were selected using systematic sampling with probability proportional to size (in housing units). Undersized blocks were linked to adjacent ones to assure that each segment included at least 50 housing units. Similarly, census tracts with fewer than 50 housing units were linked with adjoining CTs.

In the smallest PSUs, it was possible for a segment to be selected more than once. In such cases and when segments included unexpectedly large numbers of dwellings, a third stage of sampling was carried out. The segment was subdivided into pieces by a field count; based on the field count, one piece of the segment was selected with probability proportional to its estimated size.¹⁰

Comparison of the 1980 and 1990 Sample Frames

The two national samples are quite similar. Table A.2 summarizes the main features of each sample design.

Table A.2. Main Features of Two National Samples

	<u>1980 National Sample</u>	<u>1990 National Sample</u>
<u>First Stage</u>		
Number of Selections	84	100
Measure of Size/Minimum	Housing units/4000	Housing units/2000
Method of Selection	Controlled selection	Systematic selection
Stratification	Region, metropolitan status; additional control variables	Region, metropolitan status, division/state, % minority, per capita income
<u>Second Stage</u>		
Number of Selections	562	384
Unit	Blocks or EDs	Blocks
Measure of Size/Minimum	Housing units/50	Housing units/50
Method of Selection	Systematic	Systematic
Stratification	County (ordered by size), MCD (ordered by size and income), census tract/ED number	County (ordered by size and state), place, % minority, census tract/BNA
<u>Third Stage</u>		
Unit	Part of block or ED	Part of block or ED
Measure of Size/Minimum	Housing units/50	Housing units/50
Method of Selection	One selection per segment with probability proportional to size	One selection per segment with probability proportional to size

Note: In both samples, the third stage was generally not needed in most areas.

There are a number of differences between the two samples, most of them minor. At the first stage of sampling, the 1990 National Sample included more selections than the 1980 Sample (100 vs. 84), and it used a systematic rather than a controlled procedure to make the selections. The two sampling methods do not differ markedly; they have similar theoretical properties (e.g., both allow additional control beyond that afforded by ordinary stratified sampling) and yield similar results in practice. The systematic procedure makes it somewhat easier to select subsamples from the 1990 National Sample.

At the second stage of selection, the two samples again differ in their sample sizes (384 selections in 1990 vs. 562 in 1980) but the same method of selection was used. There was a small change in how the second stage units were defined. By 1990, the Census Bureau had divided the entire nation into blocks and no longer used Enumeration Districts; segments in the new sample could thus be defined exclusively in terms of blocks. At both of the first two stages of sample selection, the 1990 National Sample classified the sampling units by their minority population; the earlier sample had not made such extensive use of this variable.

¹⁰For further details on the 1990 National Sample, see Roger Tourangeau, Robert A. Johnson, Jiahe Qian, and Hee-Choon Shin, *Selection of NORC's 1990 National Sample*. Chicago: NORC, 1993.

1993 GSS Sample

1980 National Sample. For the 1993 GSS, approximately 1,100 housing units were selected from the 1980 National Sample. These dwelling units were clustered within 141 segments in 50 of the sample PSUs. Within each of the 16 certainty PSUs, approximately one-fourth of the sample segments were selected for the 1993 GSS, yielding a total of 39 segments. Within the remaining 68 sample PSUs, a subsample of 34 PSUs was first selected; then, within each of these 34 PSUs, three segments (out of the six available) were included in the 1993 GSS. Overall, then, the 1993 GSS sample included approximately one segment in four from the 1980 National Sample—one-fourth within the 16 certainty PSUs plus one-half of the segments within a randomly selected half of the 68 remaining sample PSUs. The subsampling of the noncertainty PSUs was carried out by pairing PSUs from similar strata; one PSU was selected randomly from each pair. The subsampling of segments was done using a simple systematic selection procedure.

1990 National Sample. The new National Sample also contributed approximately 1,100 housing units to the 1993 GSS sample. These were drawn from 191 segments in 68 of the sample PSUs. Within each of the 19 certainty PSUs, approximately one-half of the sample segments—a total of 71—were selected for the 1993 GSS. Within the remaining 81 sample PSUs, a subsample of 40 PSUs was first selected; within each of these 40 PSUs, all three available segments were sampled for the 1993 GSS. About half of the segments from the 1990 National Sample—one-half of the segments within the 19 certainty PSUs and all of the segments within a random half of the 81 other PSUs—were included in the 1993 GSS sample. The subsampling of the noncertainty PSUs was carried out by pairing PSUs that were nearest neighbors in the final sorted file from which the first stage selections were made; one PSU was selected at random from each pair. The last PSU of the 81 noncertainty PSUs could not be paired with another sample PSU; a random procedure was used to determine whether it would be included in the 1993 GSS sample. Segments in the certainty PSUs were subsampled using a simple systematic selection procedure.

The 1994-2000 surveys are sub-divided into two: samples A and B. Sample A consists of versions 1-6 in 1994 and versions 4-6 in 1996, 1998, and 2000. Sample B consists of version 6-9 in 1994 and versions 4-6 in 1996, 1998, and 2000. Both samples contain approximately half of the cases.

For a comparison of results from the two sample frames, see Tom W. Smith, Hee-Choin Shin, and Xiaoxi Tong, "A Report on the Sample Frame Comparisons and Design Effects of the 1993 General Social Survey," GSS Methodological Report No. 87, 1994.

WEIGHTING

The GSS contains three weight variables (ADULTS, OVERSAMP, FORMWT) that users may wish to employ as well as a weight-related variable (ISSP). This section briefly discusses these variables.

ADULTS

The full-probability GSS samples used since 1975 are designed to give each household an equal probability of inclusion in the sample. (Call this probability Ph .) Thus for household-level variables, the GSS sample is self-weighting. In those households which are selected, selection procedures within the household give each eligible individual equal probability of being interviewed. In a household with n eligible respondents, each has probability Ph of being in a selected household, and $1/n * Ph$ of actually being interviewed. Persons living in large households are less likely to be interviewed, because one and only one interview is completed at each preselected household. The simplest way to compensate would be to weight each interview proportionally to n , the number of eligible respondents in the household where the interview was conducted. N is the number of persons over 18 (ADULTS) in the household. A discussion of the weight as well as a post-stratification variant of weighting by ADULTS appears in GSS Methodological Report No. 3.¹¹

OVERSAMP

As described in the previous section, the 1982 survey included an oversample of blacks. To make the 1982

¹¹C. Bruce Stephenson, "Weighting the General Social Surveys for Bias Related to Household Size," February, 1978.

survey a representative cross-section, the user can either exclude the black oversample cases by excluding codes 4 and 5 on SAMPLE or weight the file by OVERSAMP. To make the 1987 survey a representative cross-section the user can either exclude the black oversample by excluding code 7 on SAMPLE or weight the file by OVERSAMP. Users should adopt one of these procedures in all cases except when analyzing only blacks from the 1982 and/or 1987 cross-sections and oversamples.

FORMWT

Problems with form randomization procedures on the 1978, 1980, 1982-1985 surveys necessitate the use of FORMWT when variables appearing on only one form are analyzed. A complete list of form-related variables appears in Appendix P. Full details on the form randomization problem and of the weight created to correct for it appear in GSS Methodological Report No. 36.¹²

ISSP

The International Social Survey Program supplement was administered to Form 1 cases in 1985 and as such must be weighted for FORMWT as discussed above. In addition because this was a self-administered supplement completed after the main GSS questionnaire there is 10% non-response. Users may wish to use ISSP to study supplement non-response bias and perhaps develop a weight to compensate for same.¹³ Similarly, one may wish to adjust for supplement non-response in other years.

POST-STRATIFICATION

In general, the GSS samples closely resemble distributions reported in the Census and other authoritative sources. Because of survey non-response, sampling variation, and various other factors the GSS sample does deviate from known population figures for some variables. The GSS does not calculate any post-stratification weights to adjust for such differences. For relevant discussion of distributional variation caused by non-response and other factors see GSS Methodological Reports No. 3, 5, 9, 16, 21, 25, 79.¹⁴

Differences from the Census and other changes in distributions due to alterations in sampling include the following:

1. In 1972 blacks were over-represented. The 1972 survey was the last to utilize the 1960 NORC sample frame and it is believed to have under covered rapidly growing suburban areas.
2. All full-probability samples under-represent males. This is discussed in GSS Methodological Report No. 9.
3. Block quota samples under-represented men in full-time employment, see GSS Methodological Report No. 7.

¹²Tom W. Smith and Bruce L. Peterson, "Problems in Form Randomization on the General Social Surveys," July, 1986.

¹³See Tom W. Smith, "Attrition and Bias on the International Social Survey Program Supplement," GSS Methodological Report No. 42, February, 1986.

¹⁴C. Bruce Stephenson, "Probability with Quotas: An Experiment," GSS Methodological Report No. 3, April, 1979; Tom W. Smith, "Response Rates on the 1975-1978 General Social Surveys with Comparisons to the Omnibus Surveys of the Survey Research Center, 1972-1976," GSS Methodological Report No. 5, June, 1968; Tom W. Smith, "Sex and the GSS: Nonresponse Differences," GSS Methodological Report No. 9, August, 1979; Tom W. Smith, "The Hidden 25%: An Analysis of Nonresponse on the 1980 General Social Survey," GSS Methodological Report No. 16, May, 1981; Tom W. Smith, "Using Temporary Refusers to Estimate Nonresponse Bias," GSS Methodological Report No. 21, February, 1983; Tom W. Smith, "Discrepancies in Past Presidential Vote," GSS Methodological Report No. 25, July, 1982; and Tom W. Smith, "Notes on John Brehm, The Phantom Respondent: Opinion Surveys and Political Representation," GSS Methodological Report No. 79, 1993.

4. Coverage of Mormons increased significantly when the 1980 sample frame was adopted. This was due to the addition of a primary sampling unit in Utah. For more details see GSS Methodological Report No. 43.
5. People eighteen years old appear to be under-sampled although this is actually not the case. Age is assigned based on year of birth and the assumption that one's birthday has already occurred. However, to be in the sample one must have actually reached his/her eighteenth birthday and since the GSS is fielded in March every year only about one-quarter of those born eighteen years prior to the current year have reached majority by the interview dates. Thus nineteen year olds as classified on the GSS consist of approximately one-quarter who have turned nineteen since the first of the year and three-quarters who will turn nineteen by the end of the calendar year. The same is true for ages 20 and up. For eighteen year olds on the GSS only those who have turned eighteen since the first of the year are included. Thus the number of eighteen year olds in the GSS is approximately one-quarter the number of nineteen year olds (See Appendix E). The "missing" eighteen year olds are not under-represented in the sample, but are merely counted as nineteen year olds.

TIME

If the merged GSS is thought of as designed to equally sample time, there are numerous deviations due to such factors as 1) sample size variation across surveys, 2) the absence of surveys in 1979, 1981, 1992, 1995, and 1997 3) experiments (See Appendix O), 4) switching of items from permanent to rotating status, 5) switching from across survey rotation to sub-sample rotation, 6) late starting and terminated time series, or 7) some combination of these. For more information on these issues and possible adjustments see GSS Methodological Report No. 52.¹⁵

¹⁵Tom W. Smith, "Rotation Designs of the GSS," February, 1988.

Table A.3

NON-RESPONSE RATES ON THE 1975-2000 GENERAL SOCIAL SURVEYS
(Full Probability Samples Only)

Disposition of Cases	Surveys											
	1975	1976	1977	1978	1980	1982	1982B	1983	1984	1985	1986	1987
A. Original Sample	1102	1113	2317	2344	2210	2221	2900	2222	2157	2201	2192	2250
B. -Out of Sample	11	16	0	20	1	0	2258 ^a	3	0	0	0	0
C. -Not a Dwelling Unit		43	126	93	130	117		84	77	45	73	77
D. -Vacant	116-	74	217	190	197	245	219	172	197	227	176	206
E. -Language Problem	27	33	54	59	46	46	6	31	52	28	49	43
F. +New Dwelling Unit	<u>24</u>	<u>44</u>	<u>79</u>	<u>102</u>	<u>97</u>	<u>129</u>	<u>77</u>	<u>82</u>	<u>42</u>	<u>47</u>	<u>50</u>	<u>21</u>
G. Net Sample	972	991	1999	2084	1933	1942	494	2014	1873	1948	1944	1945
H. Completed Cases	735	744	1530	1532	1468	1506	354	1599	1473	1534	1470	1466
I. Refusals	162		339									
J. Break-offs	2	-206	7	-417	309	297	66	320	320	344	365	358-
K. No one Home to Complete Screener	22		54	48	30	41		17		23	22	46
L. R Unavailable Entire Field Period	13		26	22	38	23		18		8	13	20
M. Ill	12			21	37							
N. Other	<u>26</u>		43-	<u>44</u>	<u>51</u>	<u></u>	18	60	31	39	74	55
G. Net Sample	972	991	1999	2084	1933	1942	494	2014	1873	1948	1944	1945
Eligibility Rate (G/A)	.882	.890	.863	.889	.875	.874	.170	.906	.868	.885	.887	.864
Response Rate (H/G) ^b	.756	.751	.765	.735	.759	.775	.717	.794	.786	.787	.756	.754
Refusal Rate (I+J/G)	.169	.208	.173	.200	.160	.153	.134	.159	.171	.177	.188	.184
Unavailable Rate (K+L/G)	.036	--	.040	.034	.035	.033	.113	.017	.026	.016	.018	.034
Other Rate (M+N/G)	.039	--	.022	.031	.046	.039	.036	.030	.017	.020	.038	.028

^aIncludes screened households with no Blacks.

^bThis corresponds to RR5 (response rate 5) in the American Association for Public Opinion Research's Standard Definitions of the Final Dispositions of Case Codes and Outcome Rates for RDD Telephone Surveys and In-Person Household Surveys (1998).

^cRefusal rate 3 in AAPOR's Standards.

Table A.3 (continued)

NON-RESPONSE RATES ON THE 1975-2000 GENERAL SOCIAL SURVEYS
(Full Probability Samples Only)

Disposition of Cases	Surveys									
	1987B	1988	1989	1990	1991	1993	1994	1996	1998	2000
A. Original Sample	4750	2250	2250	2165	2312	2296	4559	4559	4567	4883
B. -Out of Sample	3916a	0	2	0	0	0	0	1	0	0
C. -Not a Dwelling Unit	106	78	57	70	85	65	103	158	158	242
D. -Vacant	328	261	212	232	256	246	524	493	573	531
E. -Language Problem	0	52	72	47	67	66	143	136	146	178
F. +New Dwelling Unit	<u>42</u>	<u>57</u>	<u>74</u>	<u>41</u>	<u>46</u>	<u>31</u>	<u>57</u>	<u>43</u>	<u>55</u>	<u>94</u>
G. Net Sample	442	1916	1981	1857	1950	1950	3846	3814	3745	4026
H. Completed Cases	353	1481	1537	1372	1517	1606	2992	2904	2832	2817
I. Refusals										
J. Break-offs	57-	359-	346-	355-	323-	285-	708-	757-	755-	1044-
K. No one Home to Complete Screener	5	19	26	61						
L. R Unavailable Entire Field Period	3	7	8	15	54-	18-	18-	60-	66-	97-
M. Ill	24	50	59	54	56	41	128	93	92	
N. Other	68-									
G. Net Sample	442	1916	1981	1857	1950	1950	3846	3814	3745	4026
Eligibility Rate (G/A)	.093	.852	.884	.858	.843	.849	.844	.837	.820	.824
Response Rate (H/G)	.799	.773	.776	.739	.778	.824	.778	.761	.756	.700
Refusal Rate (I+J/G)	.129	.187	.175	.191	.166	.146	.184	.198	.202	.259
Unavailable Rate (K+L/G)	.018	.014	.017	.041	.028	.009	.005	.016	.018	.024
Other Rate (M+N/G)	.054	.026	.030	.029	.029	.021	.033	.024	.025	.017

^aIncludes screened households with no Blacks.

APPENDIX B:

FIELD WORK AND INTERVIEWER SPECIFICATIONS

This study employed standard field procedures for national surveys, including interviewer hiring and training by area supervisors in interviewing locations when necessary. The sampling procedures were reviewed by having interviewers take a training quiz after they had studied the sampling instructions specific to this study (see Appendix A for a discussion of the sample). Around the same time, publicity materials were sent to area supervisors; these included letters to be mailed locally to the Chief of Police, the Better Business Bureau, the Chamber of Commerce, and the various news media.

After these steps were completed, interviewers received materials needed for data collection (assignments, specifications, blank interview schedules). Each interviewer completed one practice interview which was evaluated at NORC. Actual interviewing then commenced; completed interviews were immediately returned to NORC where they were edited for completeness and accuracy. Twenty percent of the interviews were validated. Feedback on specific problems was given to individual interviewers and on general problems to all interviewers.

Once field work was completed, the edited questionnaires were coded and keypunched, and the resulting data were cleaned (see Appendix C: General Coding Instructions).

The following section contains the interviewer specifications in one continuous listing. Originally, the specifications were communicated to interviewers by means of an annotated interview schedule and memoranda on specific interviewing problems. The specifications inform the interviewers of the intent of the question, provide caution signals where a potential problem may exist, and recommend probes or provide interpretations which can be suggested to the respondent should the respondent have difficulty in understanding the question. All the specifications work toward increasing the internal validity of the data collected.

Questions which had no specifications are not included in this section. If a specification or explanation modifies an entire question, the question is not repeated here. If a specification modifies one response category, or only one section of the question, the modified portion is repeated here and appears in brackets "[]."

Specifications from the most recent survey are given first. Earlier specifications are given next. Notes about additions, omissions, etc. refer to the immediately preceding entry. "None" means that no specification was used that year. Questions not listed below have never had specifications.

<u>Question Number</u>	<u>Interviewer Specifications</u>
1	<p data-bbox="888 258 1209 285"><u>1978, 80, 82, 83-91, 93-2000</u></p> <p data-bbox="275 321 2009 380">Accept R's definition of working full time or part time. Do not define these terms for R. By "working" and "job" we mean: working for pay at a job, <u>or</u> running his/her [one's] own business or profession (or farm), <u>or</u> working without pay in [a] family farm or business.</p> <p data-bbox="275 415 1530 443">[SMALLEST CODE NUMBER] Example: If R was working part time and also going to school, circle [code] "2."</p> <p data-bbox="978 478 1119 506"><u>1977, 82, 83</u></p> <p data-bbox="275 541 659 569">Adds [Other] example: "disabled."</p> <p data-bbox="1020 604 1077 632"><u>1976</u></p> <p data-bbox="275 667 604 695">Adds "or 'too ill'" to last line.</p> <p data-bbox="1003 730 1094 758"><u>1973-75</u></p> <p data-bbox="275 793 835 821">Let the R decide if R was working full or part time.</p> <p data-bbox="275 856 1045 884">If R was working part time and was also going to school, circle code 2.</p> <p data-bbox="275 919 1854 947">By job, we mean: working for pay at a job or running own business or profession (or farm), or working without pay in family business (or farm).</p> <p data-bbox="275 982 758 1010">"Other" might be disabled or too ill to work.</p> <p data-bbox="1020 1052 1077 1079"><u>1972</u></p> <p data-bbox="275 1115 1419 1142">For example: If working full time and part time, code "1." If working part time and in school, code "2."</p> <p data-bbox="275 1178 1192 1205">[other (SPECIFY AND ASK A)] For example: Might be disabled or too ill to work.</p>
2A-E, 3	<p data-bbox="951 1276 1146 1304"><u>1982-91, 93-2000</u></p> <p data-bbox="275 1339 2009 1398">[did you] Use[d] [only] if not currently working. If R is retired from one occupation, but now working at something else, record current occupation. Probe for full description of occupation and see spex for Q. 8.</p> <p data-bbox="978 1434 1119 1461"><u>1976-78, 80</u></p> <p data-bbox="275 1497 2009 1556">[did you normally] Used if not currently working. If R is retired from one occupation, but now working at something else, record current occupation. Probe for full description of occupation and industry. [and] See instructions, Q. 8.</p> <p data-bbox="1003 1591 1094 1619"><u>1974-75</u></p> <p data-bbox="275 1654 1440 1713">[did you normally] only used if not currently working. If more than one job--probe for main job--one that R considers most important. See Question 8 for interviewer instructions on job descriptions. This question</p> <p data-bbox="275 1749 1507 1808">applies also to people who may be retired from one occupation, but are now working at something else. We want what they are doing NOW.</p>
2A-E (Cont.)	<p data-bbox="1003 1850 1094 1877"><u>1972-73</u></p> <p data-bbox="275 1913 2009 1971">[did you normally] only used if not currently working. If more than one job probe for main job one that R. considers most important. See Question 8 for interviewer instructions on job descriptions.</p>

Question
Number

Interviewer Specifications

1982-91, 93-2000

- 4 [married] Include legal marriage or living together as married. Accept R's definition of "married." [separated] Includes informal as well as legal separation.
- 4A If necessary, probe for approximate age: For example: "About how old were you?"
- 4B [legally] legal separation gained through a court.
- 4C [Widowed] refers to having a marriage terminated by the death of your current spouse. If one is divorced and the ex-spouse dies, you are (1994-98: not a widow.) not widowed.

1976-78, 80

- 4 [Separated] Includes legal as well as informal separation. (1980, switches order of legal and informal)
- 4A If necessary, probe for approximate age: "About how old were you . . . ?"

1975

- 4A Probe for approximate age, if necessary. For example: "About how old ... ?"
- 4B Here we only want legal separation gained through a court.
- Omits 4B.

1985-91, 93-2000

- 5 See Qs. 1-2 for spex.

1982, 83

See Qs. 1-2 for spex.

1978, 80, 84

See Q. 1 for instructions.

1973-77

Same instructions as for Q. 1.

1972

See interviewer instructions for Q. 1.

1988-91, 93-2000

- 6, 7 Self-employed people are those who:
- 1) work for profit or fees in their own unincorporated business, profession, or trade, or who operate a farm
 - 2) are unpaid family workers who work without pay in a business or on a farm operated by a relative
 - 3) work for their own incorporated business

Question
Number

Interviewer Specifications

Self-employed people include independent contractors and sub- contractors, free lance writers, many consultants, etc. A person is not self-employed if s/he runs or manages a branch of a bank/chain, is CEO in a publicly [SIC] held company, a real estate sales person as opposed to an independent broker, etc.

1978, 80, 82-87, 1998, 2000

See Q. 2 for instructions. Read "your husband" or "your wife" as applicable. [82, 88, 96 reads: See spex for Q. 2]

1977

See instructions for Q. 2. Read "your husband" or "your wife" as applicable.

1976

See instructions for Q. 2. For "spouse," read "husband" or "wife" as applicable.

1973-75

See instructions for Q. 2.

1972

[Spouse] Read husband or wife as applicable.

See question 2 for interviewer instructions.

1976-78, 80, 82-91, 93-2000

8A-E, 9, 10 [FATHER SUBSTITUTE] Read "stepfather" or "uncle," etc. if R. did not live with own father.(82-91, 93, 96: If R. did not live with own father, read "Stepfather, [or] uncle, etc.") [1994-2000: If R did not live with own mother, read step-mother (or aunt), etc.

Probe for full description of occupation and industry. It is important to get the kind of business or industry, and to get it crystal clear. The name of the company or employer is not necessary and in most instances will not tell us what respondent actually does in his job. The kind of business or industry is crucial to our properly classifying the job. [1994: Probe for full description of occupation. If mother [96-2000: "just" mother] substitute had more than one kind of work while R was growing up, ask for work around the time R was 16 years old. If more than one job at a time, probe for the main job, i. e., Job at which person spent most hours.]

It is important that we have detailed information concerning the kind of business. A description such as "auto-mobiles" is far from sufficient this could mean an auto factory, a new car dealership, a used car lot, a car rental agency, a car wash, a car repair shop, an automobile importer, or something else. Probe fully using sub-questions A through E to find out exactly what kind of business or industry it is.

Respondents, of course, have no way of knowing that the classifying of occupations is very difficult and we need all the information we can get. It is your job to obtain the information. To give you an idea of the difficulty involved, the Bureau of the Census [96: has listed more than 90] lists 91 different types of "laborers." How can we properly classify the respondent if all we have to go on is "laborer" as a job description? If you find out just what it is that he [82-91, 93: the person] does as a "laborer," then we can properly classify him [82-91, 93: him/her, 96: the person].

Don't be content with a job title. "Maintenance man [82-91, 93: person]" could mean a person [82-91, 93-2000: someone] who maintains large and complicated machinery, or a janitor, or something else. Find out what he [82-91, 93: he/she, 96: the person] does as a maintenance man [82-91, 93: person]. "Office work" can mean supervising typists, being a typist, being a file clerk, supervising the entire office, or something else. Find out what he [82-91, 93: he/she, 96: the person] does in the office.

"Farmer" is definitely not a good description. It is incomplete because the person may . . .

- own a farm,
- or rent a farm,
- or be a sharecropper (working on someone else's land for a share of the crop or a share of the value of the crop),

Question
Number

Interviewer Specifications

--or work without pay on his [82-91, 93: his/her]
family's farm,
--or be a farm laborer for wages,
--or be a foreman on a farm.

When you receive the response "farmer," find out which of these possibilities applies to the person, so we can properly classify his [82-91, 93: his/her] occupation.

If father, or father substitute, had more than one kind of work while R. was growing up, ask for work around the time R. was 16 years old. If more than one job at [96: a] that time, probe for the [82: "the" omitted] main job, i. e., the [82-91, 93-2000: "the" omitted] job at which person spent most hours.

1973-75

If father or father substitute had more than one kind of work, ask for work around time R. was 16. If more than one at that time, probe for main job.

This occupation question has been slightly reformatted. As always, we need a complete description of occupation and industry. The order in which you get the information asked in A through D does not make any difference the important thing is that it is all there.

It is important to get the kind of business or industry, and to get it crystal clear. The name of the company or employer is not necessary and in most instances will not tell us what the respondent actually does in his job. The kind of business or industry is crucial to our properly classifying the job.

It is important that we have detailed information concerning the kind of business. A description such as "automobiles" is far from sufficient this could mean an auto factory, a new car dealership, a used car lot, a car rental agency, a car wash, a car repair shop, an automobile importer, or something else. Probe fully using sub-questions A through D to find out exactly what kind of business or industry it is.

Respondents, of course, have no way of knowing that the classifying of occupations is very difficult and we need all the information we can get. It is your job to obtain the information. To give you an idea of the difficulty involved, the Bureau of Census lists 91 different types of "laborers." How can we properly classify the respondent if all we have to go on is "Laborer" as a job description? If you find out just what it is that he does as a "laborer," then we can properly classify him.

1972

Adds following at end:

Don't be content with a job title. "Maintenance man" could mean a person who maintains large and complicated machinery, or a janitor, or something else. Find out what he does as a maintenance man. "Office work" can mean supervising typists, being a typist, being a file clerk, supervising the entire office, or something else. Find out what he does in the office.

"Farmer" is definitely not a good job description. It is incomplete because the person may . . .

--own a farm,
--or rent a farm,
--or be a sharecropper (working on someone else's land for
a share of the crop or a share of the value of the
crop),
--or work without pay on his family's farm,
--or be a farm laborer for wages,
--or be a foreman on a farm.

When you receive the response "farmer," find out which of these possibilities applies to the person, so we can properly classify his occupation.

1982-91, 93-2000

Question
NumberInterviewer Specifications

Be careful not to include R.

1976-77

Be careful not to include R. in count.

1973-75

This means altogether, not when R. was 16. If none, or less than 10, circle appropriate code. If 10 or more, enter exact number in boxes.

1972

That is all together not at age 16.

1976-78, 80, 82-91, 93-2000

12 Ask everyone, regardless of age, sex or marital status.

1974-75

Ask everyone regardless of age, sex or marital status. [Including any you had from a previous marriage]. If never married omit this phrase. [you ever had] refers to children born to (or fathered by) R.

1972-73

Omits: Last two lines.

1996, 98

13 [month] enter correct number.

1976-78, 80

If R. isn't sure, probe for closest estimate (best guess).

1996, 98

14 If necessary probe for approximate age; for example: "About how old were you?"

1976-78, 80, 82-91, 93-2000

15-22 [finished and got credit for] Includes schooling the person may have received in night school or special classes toward a high school diploma. If foreign schooling, probe for closest equivalent to U. S. grades.

[don't know] Probe for best guess.

Ask "B" regardless of answer to "A."

[college for credit] toward an academic degree. If impossible to decide [82-91, 93-96: determine] whether person's schooling was "college for credit," record verbatim, including number of years, and do not code. [1978, 80, 82-86, 88-91, 93-2000 omit "earning credit."]

Question
Number

Interviewer Specifications

[HIGHEST DEGREE EARNED] If not sure [96,98: of] how to code, record verbatim. (1978, 80 place clause last.) (1982 - 1991, 1993-2000 add "and do not code.")

1975

For mother, father, or substitute, refer to Q. 27. Ask of spouse if currently married. Otherwise, write not applicable and skip that section of the question. [RECODED]

If not sure how to code degree, record verbatim.

If foreign schooling probe for closest equivalent to U.S. grades. If R. unsure, record country and probe for details on education.

[not including schooling such as business college, technical, or vocational school] If you cannot decide whether a person's schooling was regular college (toward an academic degree) or technical or vocational training, record description verbatim, record how many years of what, and do not code. If "nursing" find out how many years of training, if any, counted for credit towards college degree.

1974

For mother, father, or substitute, refer to Q. 27. Ask of spouse if currently married. Otherwise, write not applicable and skip that section of the question. [RECODED]

If not sure how to code degree, record verbatim.

1972-73

Please circle codes carefully so we can tell which code you mean. For mother, father, or substitute, refer to Q. 27. Ask of spouse if currently married. Otherwise, write not applicable and skip that section of the question. [RECODED]

If not sure how to code degree, record verbatim.

1994-2000

23 DO NOT FORGET THIS.

1973, 74, 75

Don't forget this.

1972

Do not forget!

1998, 2000

24 [Interviewer Remark (in 1998: applicable to versions 1-3 only)] NOTE! CODE WITHOUT ASKING FOR ALL RESPONDENTS EVEN IF UNCERTAIN

1977-78, 80, 82-91, 93-94, 98

[Code without asking only if there is no doubt in your mind] NOTE!

1976

Question
Number

Interviewer Specifications

Ask if you're not sure. See Census definition below: "A person should be classified as OTHER only if he is American Indian, Japanese, Chinese, Filipino, Asian Indian, Korean, Polynesian, Indonesian, Hawaiian, Aleut, or Eskimo. A person is classified as BLACK only if he is American Negro; or if he is African, West Indian, or Puerto Rican who appears to be black. All other persons are classified as WHITE. This includes Mexicans, Spaniards, and also Africans, West Indians, or Puerto Ricans who appear to be white."

1972-75

If there is no doubt as to R's race, code without asking. If you have any doubt, ASK.

Please study the following guidelines for classification of race, as derived from Census definitions. If, in the interview situation, you have any reason to be unsure of the respondent's race, according to the definitions given here, ask the question as printed in the questionnaire. Then record the response verbatim and circle the appropriate code and check the box provided.

A person should be classified as OTHER only if he is American Indian, Japanese, Chinese, Filipino, Asian Indian, Korean, Polynesian, Indonesian, Hawaiian, Aleut or Eskimo.

A person is classified as BLACK only if he is American Negro; or if he is African, West Indian, or Puerto Rican, and also appears to be black.

All other persons are classified as WHITE. This includes Mexicans, Spaniards, and also Africans, West Indians, or Puerto Ricans who appear to be white.

1978, 80, 82-91, 93-2000

26, 26A Do not circle codes in (on) the list.
(1996: Circle state code on the list.)
Example: "Florida" = 59. (Omitted in 1989)
[WASHINGTON.....55] District of Columbia
[WASHINGTON.....91] State of Washington
(1982 - 1991: [Washington State] Note!)
[FOREIGN COUNTRY] SPECIFY IF NEEDED
(1982: Specify if code entered above.)
(1983, 84, 85-91, 93: [Specify] Note!)
[city/town/county] INCLUDE SUBURBS. Read "city" if you are in a city; "town" if you are in a town; "suburb" if you are in a suburb; and "county" if you are interviewing in a rural area.

1976-77

Example: "Arkansas" = 71. [IF STATE NAMED IS SAME STATE R. LIVES IN NOW, ASK A.] That is, the same state in which you are conducting this interview.

[city/town/county] Read "city" if you are in a city; "town" if you are in a town; and "county" if you are interviewing in a rural area. City includes suburbs.

1975

Omits "Example: 'Arkansas' = 71."

1972-74

Omits "City includes suburbs."

1978, 80, 82-91, 93-2000

27, 27A If R. was living with mother and male relative other than father (e.g., grandfather and uncle [1982, 83, 88-91, 93-2000: uncle, grandfather] [1984-87: grandfather, uncle], code "other" and specify. Same applies for living with father and other female relative (e.g., aunt, older sister, grandmother). [1982-86, 88-91, 93-2000: If R. was living with father and female relative other than mother, (e.g., aunt, grandmother) code "other" and specify.] If you are (82-90: omits "you are") not

Question
Number

Interviewer Specifications

sure how to code, record verbatim and do not code.

[What happened?] That is, what happened to your parent(s), why weren't you living with them?

1976-77

Adds [BEFORE THAT] Note!

1974-75

If R. married or left home by age 16 then "Before you (got married/left home) were you living with your own mother and father?" If you are not sure how to code, record verbatim and do not code.

If R. was living with mother and male relative other than father (grandfather, uncle), code "other" and specify. Same applies for living with father and other female relative (aunt, older sister, grandmother).

1973

Omits paragraph 2.

1972

None.

1976-78, 80, 82-91, 93-2000

28 Ask this question if the R. lived with own mother, regardless of who else was [1982 - 1991, 1993 - 1996: lived] in the household.

1975

Ask if R. lived with own mother, regardless of who else lived in household.

1973-74

None.

1996-2000

29 Ask this question if the R lived with own mother regardless of who else lived in the household.

1976-78, 80, 82-91, 93-94

30 If not living in the U.S. at age 16, ask R. to compare family income in country of residence.

1972-75

None.

1998, 2000

32 If the respondent is uncertain of parent, use same persons as specified in Q.27.

1996

Question
Number

Interviewer Specifications

None.

1983-91, 93-94

[Use . . . 27] Note!

1982

[Q. 27] This is the same person asked about in Q. 16 and 17.

1996-2000

33 None.

1982-1994

[No] Arrow to "If No. "

1977-78, 80

Do not ask "A" if all four grandparents were born in the U. S.

1977-78, 80, 82-91, 93-2000

34 None.

1976

Ask Q. 34 of everyone both Block Quota and Area Probability Rs. Remember to zero fill.

1975

The Census table of rules is used to determine who should and should not be included in the household listing.

Residents of this house include people who: live in this household but are temporarily absent on a visit, business trip, vacation, or in connection with job; members of armed forces that are stationed on a nearby installation but living off-post in this household; officer or crew member of merchant vessel if vessel ordinarily goes on trips of less than 24 hours duration; college student attending college but living in this household; student away attending school below college level; live in this household most of the time because they work nearby but have a home elsewhere they stay weekends or less frequently; American citizens abroad temporarily on vacation; citizens of foreign country studying or working in the U.S. All others are not to be included.

1972-74

Adds following to 1975 specifications:

If none to B, C, D, or E, enter 00 in appropriate boxes.

[Check answers with respondent] Go back and correct total if necessary.

1996-2000

35 None.

Question
Number

Interviewer Specifications

1977-78, 80, 82-91, 93-94

[# of PERSONS] Be sure to "zero" fill.

1975-76

None.

1972-74

[related] by blood, marriage, or adoption.

1996-2000

36 None.

1984, 85, 88-91, 93-94

Be sure to "zero" fill.

1976-78, 80, 82, 83, 86-87

None.

1973-75

This question is designed to get total number of wage earners in the household who are related to R. If no persons earned income in 1974 enter 0.

1972

Here we want total number of wage earners in the family related to R. If no person earned income in 1971 enter 0.

1976-78, 80, 82-91, 93-2000

37, 38, 39, 42, 44, 46, 48 [total family income] i.e., from all family members. Read this statement to Rs as appropriate: "Total income includes interest or dividends, rent, Social Security, other pensions, alimony or child support, unemployment compensation, public aid (welfare), armed forces or veteran's allotment."

1973-75

In addition to employment income, other kinds of income could be: interest or dividends, rent, social security, other pensions, alimony or child support, unemployment compensation, public aid (welfare), armed forces or Veteran Administration allotment.

This question is designed to get total income for all family members in household, from all sources--employment and all other in 1972-74.

Probe for best guess before accepting a "don't know." "Which category would you guess comes closest to your total family income last year?"

1972

Omits: Last paragraph.

1982-91, 93-2000

Question
Number

Interviewer Specifications

38, 41, 43, 45, 47, 49 This Q. is concerned with income from occupation described in Q.2 rather than a specific job or employer, i.e. [1985,86, 88-91, 93: Substitutes "Example:" for "i.e."; 1994-96: "That is, ...] If R's occupation is "sales clerk" you would ask for total income in 19[XX] as a "sales clerk" even if R worked in several different places during the year. [1984-91, 93-2000: Record R's income only from job described in Q.2, not from any other jobs or sources.]

1977-78, 80

Record Rs income only from job described in Q. 2, not from and other jobs or sources. This question is concerned with OCCUPATION, rather than specific job or employer. EXAMPLE: If Rs occupation was "waitress," you would ask for total income in 197(6) as waitress. . . even if she worked in several different places during the year.

1976

Note instruction: SEE Q. 2. IF ANY OCCUPATION RECORDED, ASK Q. 37. Read job title from Q. 2. Record R's income only from job described in Q. 2, not from any other jobs or sources. This question is concerned with OCCUPATION, rather than specific job or employer. EXAMPLE: If R's occupation was "waitress," you would ask for total income in 1975 as a waitress..even if she worked in several different places during the year.

1974, 75

NOTE INSTRUCTIONS. Read job title from Q. 2. This question is concerned only with any income R. earned from occupation described in Q. 2, not any other income from other sources or income of other family members.

1994

50, 50A Include unpaid work in family business or on a farm. Exclude volunteer work and keeping house. Usually a full-time work week is considered 35 hours or more.

1977, 78, 80, 82-91, 93-2000

56 None.

1976

[Other party affiliation] Probe for "other political party" and specify.
Read appropriate word "Democrat" or "Republican."

1972-75

Read appropriate word "Democrat" or "Republican."

1973

57 See instructions for Q. 58.

1972

If refused or don't know, go to question 57.

If [did not vote] or ineligible.

1978, 80, 82

Question
Number

Interviewer Specifications

58, 59 None.

1976-77

If R says "I wouldn't have voted for either one, that's why I didn't vote," record verbatim and do not code.

[IF DID NOT VOTE] Includes those ineligible.

1975

None.

1972-74

If refused or don't know, go to [next question].

If [did not vote] or ineligible.

1974, 75, 77, 78, 80, 82-91, 93-2000

65A [political. . . yourself] Stress.

1976

[political. . . yourself] Stress.

Point to the card as you read this question.

1983

65B, 65C Do not define terms.

1980, 82-91, 93-2000

66, 67, 68 Repeat categories as necessary. Do not attempt to define items.

1977-78

Repeat categories as necessary. Do not explain or define items A-K.

1974-76

Read each item. Circle one code for each. Repeat categories as necessary. Do not try to explain.

1973

Adds "or define items for R" to end.

1984

69 Do not define terms.

1984

Question
Number

Interviewer Specifications

70 [shuffle the grey cards] Note!
Do not define terms.

1978, 80, 83, 84, 86-91, 93-2000

73A, 73B If R doesn't understand, reread the instructions slowly.

1982, 84, 85, 87-91, 93-2000

74 If R says, "I do not pay income tax," record response [1996: omitted response] verbatim and do not code

1977, 80, 82, 84, 85, 87-91, 93-2000

75 [teach] EXAMPLE: Just teach in general, regardless of subject. [1982, 84: omit "EXAMPLE."]

1976

[teach] i.e., just teach in general, regardless of subject.

1973-74

Read city, if city; town, if in a town; and community, if in a rural area.

If asked "teach what?" ask "Just in general, regardless of what the subject is."

1972

Omits first two lines.

1980, 82, 84-85, 87-91, 93-2000

77 Omits first line.

1977, 98

[(Negroes/Blacks)] Use either term, depending on customary usage in your area of the country.

[genetically] You may explain this as "by birth."

1977, 80, 82, 84, 85, 87-91, 93-2000

78 [Communist] Do not define.

1976

Do not define "Communist."

1972-74

Do not attempt to define Communist. The three sub-questions assume the person is well qualified to teach and is doing a good job the only issue is that he is a Communist. If R says, "It depends" (For example: "On what the speech is about"), try for an overall opinion by probing, "Well, in general, in the case of a man who admits he is a Communist, do you think . . . ?"

Question
Number

Interviewer Specifications

1977, 80, 82, 84, 85, 87-91, 93-2000

79 [Advocates] You may explain: "speaks in favor of."

1976

You may explain "advocates" as "speaks in favor of."

1972-74

None.

1976-78, 80, 82-91, 93-2000

81, 82 If R says "depends" repeat Q. with "In general." If R can't decide, code DK.

1973-75

If R says ["it depends"], probe by repeating the question. If R can't decide, code DK.

1972

If R says "it depends" probe by repeating the question. "For persons convicted of murder are you in favor of the death penalty?" If can't decide, code don't know.

1980, 82-91, 93-2000

90, 91 [in this area] Means around here, in this locality.

1977-78

None.

1976

[about right] Circle only if volunteered.

1975

[about right] Do not read this category. Code only if volunteered.

1973-74

None.

1972

Do read the category [about right]; code if volunteered only.

1977-78, 82, 83, 85, 86, 88-91, 93-94

94 If R asks, WIRETAPPING means EAVESDROPPING on a person through the use of an electronic listening device. (1982 and 1983 omit "on a person.")

1974-75

Question
Number

Interviewer Specifications

None.

1977, 80, 82, 84, 85, 87-91, 93-94

101, 102 [Communism] Do not define.

1976

Do not define "Communism."

1973-74

None.

1986, 1988-91, 93-94

103 Circle one code each for item A-F. Circle code on same line as R's choice on the scale. For example: If R rates Israel "+ 1" circle code "05" in column B or if R rates Canada "+ 5" circle code "01" in column C.

1982, 83, 85(X)

Circle one code for each item A-H. Circle code on same line as R's choice on the scale. For example: If R rates Brazil "+ 1" circle code "05" in column E or if R rates England "+ 5," circle code "01" in column C.

1985(Y)

Circle one code for each item A-F. Circle code on same line as R's choice on the scale.

1977

Circle the code opposite R's choice. EXAMPLE: R rates Brazil "+ 1," circle code 05 in column E.

1975

If R asks, "China" refers to Mainland, or Red China.

1974

Note that the 8 items A-H are broken into two groups of four. This was done just to make it easier for you to code responses without getting lost on the page.

1996, 98

104 "Protestant" includes any post-Reformation Christian denominations. Mormons, Christian Scientists, Jehovah's Witnesses, etc. are all Protestants.

If Christian is mentioned in the lead-in, probe to see if this is a reference to a specific denomination. DON'T enter Christian as an "Other" (Code 5) unless R means he/she is a generic Christian with no denominational preference or membership.

For "Other" (Code 5) and in the "Other Specify" fields below under Protestant denominations, get as full and precise a name of the denomination as possible.

1994-2000

[Evangelical Lutheran Church of America and Presbyterian Church (U.S.A.)] These two churches both underwent restructuring. Probe for the name of the denomination prior to the merger. If the R knows which church his/her congregation used to belong to, then code the pre-merge code.

Question
Number

Interviewer Specifications

Code 70 should be used when the phrases "non-denominational" or "interdenominational" are mentioned. Other verbatims that might lead to a code 70 are: "Don't attend any church now," "No church in particular. I'm a generic Protestant," and "I go to lots of them." Also mentions of three or more specific denominations are mentioned, flag case for inspection.

1987, 88-91, 93-98

If R says "Christian" ask: Is that the Disciples of Christ? If "yes" or "no" record verbatim and do not code. Plus specs for 1972-1986. [1994: If R answers "yes" to the probe "Is that the Disciples of Christ," the verbatim should be written "Yes, it is the Disciples of Christ" instead of just "yes."]

1985-86, 96-2000

If R reports Presbyterian Church, U.S. A. probe: "was your church originally Presbyterian Church in the United States or United Presbyterian Church in the United States." If R says "Don't know" to probe, record verbatim. Plus specs for 1977-1984. (In 2000: Probe for name of the denomination prior to the merger).

1984, 98

[Other . . . churches] Code "other" if response does not fit and recode verbatim.

[11] Used to be known as Northern Baptist Convention

[40] Same as Southern Presbyterian

[41] Same as Northern Presbyterian

Plus specs for 1977-83.

1977-78, 80, 82, 83, 96, 98

[Catholic] Refers to Roman Catholic only. Other Eastern Catholic churches should be coded "other" and recorded verbatim.

[other] Be sure to ask for full name of religion, church or denominations. (Omitted in 1982.)

[Episcopalian] Includes Anglican.

1976

Omits: 4-5 lines.

1972-75

If "Other" be sure to ask for full name of religion, church or denominations.

[Catholic] code Roman Catholic only; Greek Orthodox or other Eastern Catholic churches should be recorded and coded as "other." [Episcopalian] includes Anglican.

1977-78, 80, 82-91, 93-2000

105 (USE CATEGORIES AS PROBES IF NECESSARY) Only if R gives vague answer, or one that does not fit categories.

1976

(USE CATEGORIES AS PROBES) e.g., if R answers in categories that do not fit, as "two times a week."

1972-75

If R gives vague answer, or answer that can't be fitted into categories, use categories as probes.

1985-89

106A, B, C See instructions for Q. 105. [Note: for 1991-1993, this specification applies to 106C only.]

Question
Number

Interviewer Specifications

1983, 84

Same spex as Q. 105

1982-91, 93-2000

107 [PREFERENCE NAMED . . .] If Q. 104 is coded "Protestant," refer to the denomination coded in Q. 104A. If Q. 104 is coded "Protestant" and no denomination is coded in Q. 104A, refer to "Protestant."

1978, 80

[RELIGIOUS PREFERENCE] Be sure to refer to preference named in Q. 104 when reading Q. 107.

- 1) If 104 is coded, refer to the denomination.
- 2) If Catholic, Jewish, or other, refer to that preference.
- 3) If 104 is coded "Protestant" and no denomination, refer to "Protestant" preference.

1977

[RELIGIOUS PREFERENCE] Be sure to refer to preference named above when reading Q. 107.

1976

[RELIGIOUS PREFERENCE] Substitute religion named. If "Protestant," substitute denomination, if any.

1974-75

If R is Catholic read "Catholic." If R is a Protestant and names a denomination in Q. 104, read the name of the denomination. If R is Protestant, but doesn't name any particular denomination or says non-denominational, read "Protestant."

1983-85, 94-2000

110 If "never," record verbatim and do not code.

1983-85, 87-89, 91

112 If R does not believe in God record verbatim.

1984

113 If R does not believe in God record verbatim.

1984-91, 93-2000

114/120A If R does not believe in God record verbatim.

1982, 83, 85-91, 93-2000

115 See Spex for Q. 104.

1973-78, 80, 84

Question
Number

Interviewer Specifications

See instructions for Q. 104.

1982, 83, 85-91, 93-94

116 See Spex for Q. 104.

1973-78, 80, 84

See instructions for Q. 104.

1982, 83, 85-91, 93-94

117 See Spex for Q. 104.

1973, 75, 77, 80, 84

See instructions for Q. 104.

1976, 78

None.

1977, 82, 83, 85, 86, 88-91, 93-2000

119A, 119B None.

1975

When R responds "approve or disapprove" probe as follows to make sure R understands question. "Then you (approve/ disapprove) of the ruling that no government may require reading of prayers or Bible in public schools?"

1974

None.

1985, 87-91, 94

121 Make sure R is looking at correct show card.

1988-89

122 None.

1986

If R. says "50," probe to find out if favorable, unfavorable, or indifferent and record verbatim.

1977, 80, 82, 84, 85, 87-91, 93-2000

125A, 125B None.

Question
Number

Interviewer Specifications

1976

NOTE SKIP INSTRUCTION. See Q. 24 for Census definitions of Black and Non-Black. The latter are all those classified as "White" or "other." If you absolutely cannot determine race by observation, you may have to skip this series. [Negroes/Blacks] Use either term depending upon customary usage in your region of the country.

1972-75

None.

1982

126 [THE OPPOSITE RACE . . . WHITE/(NEGRO/BLACK)] Note!

1994, 98, 2000

127A/127B In this series of Qs, use the term either "black" or "African-American" depending on the customary usage in your area.

1996-2000

128, 129 In this series of Qs, use the term either "black" or African-American" depending on the customary usage in your area. (In 1998-2000: Q. 129 only).

1978, 80, 83, 84, 86-91, 93-94

None.

1976

[Neither/Don't know] Do not read, but code if volunteered.

1975

[Neither, don't know] Do not read to R.

1973

None.

1996, 98

129 [neighborhood] Do not define. See Spex for Q. 133.

1977-78, 80, 82-91, 93-2000

129 (Cont.) [Neighborhood. . . close (96: close omitted)] Do not define.
[miles] use in rural areas.

1976

Question
NumberInterviewer Specifications

Do not define "neighborhood" or "close." Use "miles" in rural areas.

1974-75

R's definition of neighborhood. [or miles] In rural areas, read this phrase also.

1972-73

[In this neighborhood] R's definition of neighborhood.

[close] R's definition of close. Use [miles] for rural areas; for urban use "houses away."

1972

130 Code "1" if the answer is "yes" with a volunteered comment that indicates R would like it, be favorable towards it. Code "2" if the answer is "yes" with either no comment or a comment that indicates that R would not like it, be unfavorable toward it. Do not probe for comments, but record verbatim any that R volunteers.

1996

131 If respondent is Black, ask questions in terms of "White." If respondent is not Black (this includes Whites and all races that are not Black) then ask questions in terms of "Black/African-African."

1973, 74, 77, 80, 82, 84, 85, 87-91, 93-94

None.

1976

Note that Q. 121 is hypothetical, whereas Q. 131 asks what has occurred.

1980, 82, 84, 85

132 In this series of questions, use the terms either "Negro" or "Black" depending on customary usage in your area.

1996

133A If respondent is Black, ask questions in terms of "White." If respondent is not Black (this includes Whites and all races that are not Black) then ask questions in terms of "Black/African-African."

1994, 96

133A-C In this series of Qs, use the term either "black" or "African-American" depending on the customary usage in your area.

1983, 85, 86, 88-91, 93

None.

1982

[THE OPPOSITE RACE . . . WHITE/(NEGROES/BLACKS)] Note!

1978

Question
Number

Interviewer Specifications

In this series of questions, use the terms either "Negro" or "Black" depending on customary usage in your area.

1977

See Q. 124B.

1976

Q. 133 is asked of everyone.

1972

None.

1994, 96

134A In this series of Qs, use the term either "black" or "African-American" depending on the customary usage in your area.

1977

See Q. 125.

1975

[Negro/Black] Read Negro or black whichever term you think R would be most comfortable with.

1974, 1976, 1978

None.

1972

[Ask Everyone] regardless of race.

1982

134B [(NEGRO/BLACK)] In this series of questions use the terms either "Negro" or "Black," depending on customary usage in your area [ten years ago, that is in 1972] NOTE!

1977-78, 82, 83, 85, 86, 88-91, 93-96

135 None.

1975

Qs. 125-133, 134A-136 are asked of non-blacks only. If R is black, skip to Q. 1051.

See definition of Race in appendix to question-by-question spex (Q. 2).

If you are not sure of R's race, you cannot ask at this point. Use your best judgment of R's race in deciding whether to ask or skip this series.

1974

[Negro/Black] In this and future questions, choose the word you think the R would be most comfortable with.

1972

Question
Number

Interviewer Specifications

None.

1972

136 See Q. 24 for interviewer instructions on race. If you are in doubt as to R's race, you cannot ask at this point. Either ask or skip this series using your best judgment.

Note instructions: Qs. 125-134A, 136 are not asked of black Rs because they are trend questions, which have been asked in many previous surveys of whites only. These questions could be meaningless or insulting to black Rs.

1982

138 If not sure, code best guess.

1982

141 [Close] Do not define.
[1] If R says "I have no friends," code "none."

1982

143 [ever] Note 1.

1982

146 [Don't Know] Do not read to R.

1982

148A [the last five years] Stress.

1982

148B [In the next five years] Stress.

1978

156A-F [Do you tend to feel or not...] Repeat as needed.

1976-78, 80, 82-91, 93-2000

157 Probe: "In general . . ."

1972, 75

None.

Question
Number

Interviewer Specifications

1973-74

Probe: "In general, how happy are you these days. . ." and repeat the categories.

1977-78, 80, 82-91, 93-2000

158 Probe: "In general. . ."

1973-76

None.

1994-2000

159 Probe: "In general. . ."

1982

[in general] NOTE!

1976, 78, 80, 83, 84, 86-91, 93-2000

161 Probe once before accepting "Depends."

1975

[Depends] Probe once before accepting a "depends" response.

1973

None.

1972

Probe "In general. . ." Probe once before accepting "depends" response.

1972, 73, 75, 78, 80, 83, 84, 86-91, 93-2000

162 None.

1976

Ask everyone, regardless of race.

1976-78, 80, 82, 83, 84, 86-91, 93-94

Question
Number

Interviewer Specifications

164 Repeat Qs as necessary.

1975

None.

1973-74

Repeat question as necessary. "How much satisfaction do you get from . . .?"

1977, 78, 80, 82, 83, 84, 86-91, 93-2000

165 Do not define these items.

1976, 80

Repeat categories as needed. Do not attempt to define terms.

1973-75

None.

1984

166 Do not define these items.

1978, 80, 83, 84, 86

167 Circle only three codes for part A. For part B, circle only one of the three. Repeat for parts C and D.

1976

After R has answered A and C, read back the three items chosen so that in B and D the choice is one of the three chosen in answer to A and C. B and D cannot contain a totally new category.

1975

Note that the answer to B must be one of the qualities named in A. Also, the answer to D must be one of the three qualities named in C.

1973

None.

1980

168 (See Q. 167 for instructions.)

1980

172 Make sure R understands the difference between the alternatives as "parents teaching children to think for the alternatives as and "parents teaching children to do

Question
Number

Interviewer Specifications

what the parents think is right." R may want to say "both" to this question, but try to force a choice. If R says it depends upon the age, the earliest type of training is what we want.

1978, 82, 83, 85, 86, 88-91, 93-2000

173 [relatives; parents; brother or sister] This refers only to relatives living outside R's household.

1977

[relatives] relative who lives outside R's household.

1975

That is relatives who live outside R's household.

1974

[RELATIVES] That is, relatives who live outside R's household.

1977-78, 80, 83, 84, 86-91, 93-94

175 If R is a total abstainer, do not ask A.

1978, 80, 83, 84, 86-91, 93-94

176D If R asks, whatever R thinks is "regularly."

1977, 82, 84, 85, 87, 88-91, 93-94

177 [(situation/condition)] Use these words only if R does not understand the word "Lot."

1973, 74, 76, 80

None.

1996

180B None.

1977, 78, 82, 83, 85, 86, 88-91, 93-94

[If R has a job. . . Ask] NOTE!

1982-1991, 93-2000

181 [work you do] Refers to satisfaction with job itself, not how R performs job. NOTE: Persons coded "keeping house" are also asked this question.

1978, 80

Question
Number

Interviewer Specifications

Refers to job itself, not how R performs job.

1977

Refers to job, not how R performs job.

1976

This question refers to satisfaction with job itself not R's feelings about how well or poorly he does the job. If "keeping house," question refers to satisfaction with that work.

1975

Omits 2nd sentence.

1972, 74

None.

1973

NOTE: persons coded as keeping house are asked this question.

182 None. 1976-77, 80, 82, 84, 85, 87-91, 93-2000

1973-74

If R would continue to work, but probably not at present job, code as continue to work. If R asks if "work" includes working at a hobby or at volunteer work, explain that "work" here means work for pay.

183 Code one in EACH column. 1977, 80, 82, 83, 85, 86, 88-91, 93-94

1973, 74, 76

None.

185A-B None. 1977, 78, 80, 82-86, 88-91, 93-2000

1976

Probe if necessary: "Which comes closest to describing your class?"

1972-75

Probe if necessary: "Which class are you in . . . Which comes closest to describing your class?"

1987

186A None.

Question
Number

Interviewer Specifications

1983

Do not tell R what scale measures. Say "Whatever is 'top' or 'bottom' in your opinion."

187B None.

1996-2000

1982-91, 93-94

If R says "DK" or if R cannot choose one code ("it goes up and down"), probe: "In general . . ." and repeat Q.

1977, 78, 80

If response is "up and down," "DK," or anything other than those listed, Probe "In general. . ." (Repeat Q.)

1976

If response is "up and down," Probe: "In general. . ." (repeat question)."

1975

If response is "up and down," probe: "In general would you say it has been getting better. . ."

1972-74

None.

1978, 80, 82-91, 93-2000

188 [family] Family (82: "family" omitted) refers only to immediate family (1982, 83:living) in the household not family living elsewhere. In a single person household, this Q. refers to that person only.

1982

189 [very smallest amount of income per month] stress.

1986

190 [Money] If R asks, this refers to pretax or gross income.

1976-77, 80, 82, 84, 85, 87, 88-91, 93-2000

191 Consider SKIP instruction (1982, 84: Replace first three words with "read") carefully to determine whether Qs 191 and 192 are asked of R, R's spouse, or whether Qs should be skipped.

[Do you] If respondent is currently working, ask Qs 191 and 192 of R, regardless of marital status.

[supervisor] also means "person in charge," "person you report to."

[that person] means R's supervisor.

Question
Number

Interviewer Specifications

1972-74

Read phrases in parentheses only if asking about spouse.

Supervisor on your job may be explained as boss, person in charge or person you report to.

[that person] R's supervisor does R have someone R reports to?

1977, 80, 82, 84, 85, 87, 88-91, 93-2000

191, 192 Qs. 191 and 192 are designed to locate [96: identify position of] R (or spouse if R is not working) in a work hierarchy or chain of command.

1976

None.

1972-74

Read phrases in parentheses only if asking about spouse.

1978, 80, 83, 84, 94-2000

193 [ten years. . . And] Please note: Read as written. Stress!

1976

Make sure R hears entire question.

1975

Be sure R hears whole question before you accept his answer.

1973-74

None.

1986

195 If R asks, this Q. refers only to the programs listed. General assistance may be known by another name in some states (e.g. public aid). If uncertain, record verbatim.

1978, 80, 83-91, 93-2000

196 None.

1976

Note: If both belong, code "3."

1975

[or your (Spouse)] Read this phrase if R is currently married. Read husband or wife, as appropriate.

1973

Question
Number

Interviewer Specifications

Read the phrase (or your spouse) if R is currently married. Read husband or wife, as appropriate.

1977, 80, 82, 84, 85, 87-91, 93-2000

197 None.

1976

[Hard work, luck equally important] NOTE! This is a volunteered category. If R says "the second statement," code "3."

1973-74

None.

1973, 76, 77, 78, 80, 82-85, 87, 88-91, 93-2000

206 None.

1974-75

Repeat question as necessary.

1972

Repeat question when necessary.

1982

208 [As far as you've heard] NOTE!
[REASONS] e.g. what else?

1982, 84

209A, 209B [Don't Know] Do not read-code only, if volunteered.

1982, 84

209C [Don't Know] Do not read to R.

1982, 83, 85, 86, 88-91, 93-2000

211 If R says "Depends," probe: "For most people..." [As many as you want, Don't Know] probe once before accepting these answers.

1977-78

Probe, if necessary, "for most people. . ." [As many as you want. . . Don't Know] Probe once before accepting these answers (this answer).

1976

If R says "lots" or "dozens," probe: "Well, about how many would you say?"

Question
NumberInterviewer Specifications1972, 74, 75

Probe if necessary: "For most people. . ." Use the code [seven or more] only if a number is given (seven or larger number) not for vague responses like "dozens" or "lots." Probe such vague responses: "Well, about how many would you say?"

Probe once before accepting the response [as many as you want].

1978, 82, 83, 85, 86, 88-91, 93-94

212 If R has no children, ask: "Do you expect to have any children?"

If R is currently pregnant, code "yes" without asking and ask A & B:

A. "How many more children do you expect to have?"

B. "How many more in the next five years?" (B omitted since 1982).

Include MALE Rs.

If R is elderly and comments that the question is inappropriate, just explain that you are instructed to ask the question of everyone.

1977

If R has no children, ask: "Do you expect to have any children?"

If R is currently pregnant, code "yes" without asking, and ASK A and B, "How many more children do you expect to have?" and "How many more in the next five years?"

1972, 74, 75, 76

You may not want to ask this [question] of a 70 year old widow, but do ask of everyone who could possibly have children in the future regardless of sex or marital status.

If your R is an obviously pregnant [woman], [you may] code yes without asking; [then] ask A and B.

Use the word [more] if R has ever had children.

1974, 75, 77, 82, 83, 94

213 Stress "information" so R does not think we are referring to supplying birth control devices.

1986

216 [entitled] If R. asks, this means legally entitled.

1978, 80, 83, 84, 86-91, 93-94

221 None.

1976

[books, movies, magazines, and photographs that show or describe sex activities] Definition of pornography which may be repeated to R.

1975

Question
Number

Interviewer Specifications

If R asks, this [sexual materials] refers to pornography as defined in the beginning of Q. 180A.

1973

Repeat question as necessary "do you think. . .?"

1978, 80, 83, 84, 86-91, 93-2000

222 [READ FIRST THREE CATEGORIES [(a)-(c)] ONLY. CIRCLE ONLY ONE CODE.] NOTE!
[1996: CIRCLE ONE CODE ONLY]

Code "Don't know" only if R volunteers this answer.

1975-76

None.

1973

By pornography we mean "books, movies, magazines, and photographs that show or describe sex activities." You may repeat this definition to R if it seems appropriate.

1978, 80, 83, 84, 86-91, 93-2000

223A Do not define.

1976

None.

1973, 75

If R doesn't know what an X-rated film is, code [as] "Don't know."

1977-78, 82, 83, 85, 86, 88-91, 93-2000

226 [A disease that cannot be cured] If R asks, this refers to a disease considered terminal.

1980, 83, 84, 86-91, 93-94

229 [Both] If Both, code 3.

1978

None.

1976

[How many times] means "How many times all together. . ."

1973, 75

Question
Number

Interviewer Specifications

This is meant to cover any circumstances, including in a fight.

1978, 80

230 None.

1976, 83, 84, 86, 87-91, 93-94

Includes Armed Forces incidents.

1975

If R asks, this does include armed forces related incidents.

1973, 94

230B [How many times would you guess this has happened to you] altogether?

1978, 80, 83, 84, 86-91, 93-94

231 [Would you approve if the stranger] Repeat as necessary.

1976

Ask A-D even if "No." Read each statement and code one for each.

1975

None.

1973

Read each statement and code one for each.

1978, 80, 83, 84, 86-91, 93-2000

232 [Would you approve if the citizen]. . . Repeat as necessary.

[citizen] "citizen" means any male adult.

1976

See Q. 231.

1975

None.

1973

Read each statement and code one for each.

Question
Number

Interviewer Specifications

1996-2000

233, 234 None

1982, 83, 85, 86, 88-91, 93-94

[area right around here. . . at home] NOTE!

1982, 84, 85, 87, 88-91, 93-94

235 [(apartment/home)] Read appropriate word. Includes garage or other buildings on property that R owns. Also code "yes" if R volunteers that a place of business R owns was broken into.

1977, 1980

Omits last sentence.

1976

[apartment/home] Read appropriate word. Includes garage, other buildings or property or place of business that R owns.

1973-74

(apartment/home) read appropriate word. If R volunteers that his garage or other buildings on his property was broken into that should be counted as "yes." Also code "yes" if R volunteers that a place of business that he owns was broken into.

1982, 84, 85, 87-91, 93-2000

237 [guns . . . revolvers] They do not have to belong to R.

1976-77, 80

None.

1973-74

If R lives in a house (rather than an apartment or a trailer), read "or garage."
They do not have to belong to the R.

1977-78, 82, 83, 85-91, 93-2000

241 Probe "Usually, that is, most of the time. . ."

1975

[Usually] that means most of the time.

1972

Probe: "Usually most of the time."

1977-78, 80, 82, 83, 85, 86, 88-91, 93-2000

Question
Number

Interviewer Specifications

242 Probe "On the average how many hours. . ."

[# HOURS:] 03 (i.e.)

1975

Probe: On the average, how many hours. Record verbatim.

1972-75, 77, 78, 80, 82-91, 93-2000

244 None.

1976

If Area Probability Sample, no need to ask name and phone number, just copy from HEF.

1982

253B,C [GO TO Q. 254] NOTE!

1982

254 [favor/oppose] See Q. 253B or C. Read appropriate term.
 [PROBE. . .] Be sure to probe fully.
 [Additional Reasons] Probe: What other reasons? Refer to instructions in interview manual for asking open ended questions.
 [IF "No opinion . . .] This is asked of everyone who answered "no opinion" (Code 8) to Q. 253B or C.

1982

256 [Don't Know] Do not read code. Only if volunteered.
 [your opinion on] Read this if 253B or 253C coded 1-4.
 [the way you feel about] Read this if 253B or 253C coded "no opinion" code 8.

1977

262 [(Negro/Black)/White] Use term for opposite race, example: If R is black, read "white."

1977, 94

264 If R says "it depends," probe: "In general, do you think you probably would or probably would not?"

1977, 94

266 [differences] Note that this question asks about reasons for differences in jobs, etc.

1978

267 Code one for each.

Question
Number

Interviewer Specifications

1978, 80, 83, 84, 94

268 [Feb/March] Read: (Month in which interview is taking place.)
[also] If "yes" to B[1], use "Also" in asking B[2].

1980

269 [any of these people divorced] That is, obtain a divorce or separation as in Q. 268.

1978, 94

270 [CODE ALL THAT APPLY] NOTE!

1980, 83, 84

271A,B [and] Again, stress!
[FOR EACH PERSON NAMED IN A:] Ask for all persons coded in A[1].
If more than one brother, child, etc. was unemployed and at least one was a main wage earner, code "Yes."

1978

Omits last two lines.

1978, 80, 83, 84, 86-91, 93-94

272 If R asks, it means only if R was admitted to hospital.
[during the years 1973/75] includes the year 1973/75.

1978, 80, 83, 84

273B [CODE ALL THAT APPLY] NOTE!

1978, 80, 83, 84, 86-91, 93-94

274A,B [CODE ALL THAT APPLY] NOTE! (1994: [CODE ALL THAT APPLY] NOTE! [Father] Stepfather can be considered as a father if mother remarried when R was young. Stepfather is considered as a stepfather non-blood relative when mother remarried at later age.
[ASK ONLY IF R IS 21 OR MORE. IF R UNDER 21 YEARS OLD, OR IN DOUBT, GO TO NEXT Q.] NOTE!

1982

282 [SHUFFLE] Mix them up each time you start a new interview.
[these aspects of life] Refers to items on card.

Question
Number

Interviewer Specifications

[unimportant to you, very important] Read slowly.

Enter # for each item A-G.

Be careful to enter number at appropriate item.

1982

283 [personal privacy] Do not define, if R asks, say "Whatever it means to you."

1982

286 [Depends] Record verbatim.

1982, 84

288 [A., B.] Always ask both!
Read Q. slowly repeating as necessary to be sure R understands.
[If strongly favor or probably favor A or B] If R favors either men or women. Skip C only if R opposes both men and women.

1982, 83, 84

289 If R says s/he DK the facts, probe for her/his impression, or opinions based on whatever s/he may have heard or read.
[Hispanics] If R not familiar with the term, explain: "People of Spanish-speaking ancestry, such as Mexicans, Cubans, or Puerto Ricans."

1982, 84

291 Probe for an overall opinion: "In general, . . . "

1982

292 Code a single response for each item.
[Pentagon] If necessary, explain: "This is the headquarters of the Department of Defense in Washington."
[E.] Regardless of location. If R says, "It's alright for a base in the U.S., but not overseas," code, "should."

1982

293 These are factual Q' s. (not opinion like 289A,B). If R answers, "Don' t Know," code DK without probing.

1982

294 If "DK," probe.

1982-84

295 [Ask A, Ask B, Ask C] follow carefully.

Question
Number

Interviewer Specifications

[should, should not, Don't Know] then go to Q. 296
[Ask C] Note!
[Volunteers, Don't Know] Go to Q. 296
[Should, Should not, Don't Know] Go to Q. 296.

1982

296 Circle one code for each item. The question refers to across-the-board exemption for each group named. If R thinks some college students or married persons, etc., should be exempted and others not, circle code "2" (not exempt). Code 1 only if R thinks all members of the group should be exempted from a draft.

1984

297 Q. 297 refers to R's spouse (or former spouse), parents, children, brothers, and sisters, whether or not they are now living with R and even if they are deceased.

1984

297, 304 Note the distinction in the persons inquired about in these two questions.

1984

299 This question refers to refusal to register for any reason and asks whether young men should be punished in any way.

1984

299A In 299A, the length of sentence is irrelevant. If R approves of jail for any length of time, circle code 1.

1984

300A This is an "all things considered" type of question, "for most young men" probe as necessary for overall opinion.

1984

303 Read the introduction to this question carefully and take the time to be sure the respondent understands the nature of the task.

1984

305 [A major part] Do not try to define "a major part." We want the respondent's own impression.

1984

307 If your PSU is an SMSA, ask this question in terms of the metropolitan area ("The Chicago, Houston, Atlanta, Baltimore... metropolitan area"), whether you are interviewing in the central city or in the suburbs. If your PSU is not an SMSA, use the name of the county.

1984

308 In 308G "Peacetime" refers to the absence of actual war with an enemy nation. The present situation is considered peacetime, despite limited military actions such

Question
Number

Interviewer Specifications

as those that have occurred in Lebanon and Grenada.

1983, 84, 94-2000

309 As you read this question point to the appropriate numbers on the card.

[For Q' s 309 through 312 ...] - Note!

1975

[For Q' s 309 through ...] Was instruction not spex in 1975.

1983, 84, 94-2000

310 Same spex as Q. 309.

1983, 84, 94-2000

311 Same spex as Q. 309.

1983, 84, 94-2000

312 Same spex as Q. 309.

1985, 87

313 After Q. 315, please allow R to pause, collect thoughts, and report. Probe after first reports. We want people with whom R discusses important personal matters. Do not try to define or give examples. If R reports two people with the same first name, ask for last initial of each.

1985, 87

313A Code the total number reported [7]. Example: In response to Q. 313, R says "My mom and dad; my brothers Mutt and Jeff; my friend Dave; another friend Mark; and my girlfriend Pam."

1985, 87

314 Note skip.

Question
Number

Interviewer Specifications

1985

- 315 Question 315 is modeled after a mileage chart. If you wanted to find the distance between Chicago and Boston on a mileage chart you would look along the vertical axis for Chicago, along the horizontal axis for Boston and find the intersection. See Figure 1. Voila! You found it. It's 1004 miles from Chicago to Boston.

FIGURE 1

[SHOWS MILEAGE GRID]

We realize that the grid in Question 315 is new. Imagine a respondent names 4 people in Question 313: Bob, John T., John R., and Mary. We want to ask Question 315 for each possible pair of these 4 people. First we pair each with Bob. The pairs are: Bob and John T., Bob and John R., and Bob and Mary. Then we pair everyone except Bob with John T. The pairs are: John T. and John R., and John T. and Mary. The only pair left is John R. and Mary. See Figure 2.

FIGURE 2

PERSON	NAME 1 BOB	NAME 2 JOHN T.	NAME 3 JOHN R.	NAME 4 MARY	NAME 5
NAME 2	A. Yes...1 No....2				
JOHN T.		B. Yes...1 No....2			
NAME 3	A. Yes...1 No....2	A. Yes...1 No....2			
JOHN R.		B. Yes...1 No....2	B. Yes...1 No....2		
NAME 4	A. Yes...1 No....2	A. Yes...1 No....2	A. Yes...1 No....2		
MARY		B. Yes...1 No....2	B. Yes...1 No....2	B. Yes...1 No....2	
NAME 5	A. Yes...1 No....2	A. Yes...1 No....2	A. Yes...1 No....2	A. Yes...1 No....2	
	B. Yes...1 No....2	B. Yes...1 No....2	B. Yes...1 No....2	B. Yes...1 No....2	

Write names 1-5 across and 2-5 down. If less than 5 names cross out unused rows. After you write names in the grid, return to page 273 and ask Qs. 314 and 314A.

1985

- 316-323 Use abbreviated form of these questions after you ask them for the 1st person. Repeat categories only as needed. It is not necessary to read everything over and over.

1985

- 316 Ask Q. 316 for each person before going onto Q. 317. Continue this pattern through Q. 323.

1985

Question
Number

Interviewer Specifications

317 Repeat for each friend listed (up to five times).

1985

318 If R says "Don't know" for a particular category, write DK here, on dotted line, next to appropriate category and record verbatim.

1985

319 [talk] "talk" includes phone conversation.

1985

320 [highest level of education] highest level completed.

1985

321 Code middle range given. Example: "He's in his mid-fifties." Code 55.

1977-78, 80, 83, 84, 86-91, 93-94

328 If R asks, "organizations" refers to groups that have characteristics such as newsletters, dues, meetings, etc. Suggested probe: "Are there any other kinds of groups or organizations you belong to that we may not have covered?"

1975

Omits last two lines.

1974

None.

1987

328A, B, C In "A" code "yes" or "no" for each kind of group listed, do not code only the groups to which R belongs. Complete 328A before asking 328B and C. Ask B and C for each "yes" in 328A. Code "yes" or "no" for each group to which R replied "yes" in 328A. You need not code further any for which you coded "no" in A.

1987

331 [the church (synagogue) itself] That is, just a member of the congregation, attending regular worship services and not a member of a separate groups such as adult fellowship, Bible study, committees, etc.

1987

340 [candidates? Do] Don't Pause.

1987

345 In this question we are referring to members of the local government or person(s) of influence in the community where R lives.

Question
Number

Interviewer Specifications

1987

346 In question 345, the reference is to the local government and in this question we are referring to officials outside the local government.

1987

347-349 Some Rs may be frustrated by not knowing the answers to Qs. 347-349. Let them know that their responses are important regardless of whether or not they are right. "Don't Know" refers to the R not knowing the correct answer. You, as interviewer, are expected to research these Qs. if you do not know the correct names.

1987

347 What is the name of the governor of the state in which you are interviewing?

1987

348 What is the name of the Congressman of the district in which you are interviewing?

1987

349 The correct answer to either the head of the local school board or the name of the superintendent of schools. It may be that there is more than one school system in the locality. Elementary Schools may be separate school system and the local high school a separate system. If this is the situation the locality where you will be interviewing obtain the names of the head of both systems. The answer of either would be considered "correct."

1990, 94

405 If R objects that these questions are prejudiced or that they promote stereotypes, or if R otherwise questions their purpose, explain, "People have differing images of groups. These questions ask about how people perceive various groups in America."

If R objects further that the questions are prejudiced, you may add, "The questions can be answered in any way you wish. You can rate groups towards one end or the other and you can rate groups the same or differently."

1996

414 In this series of Qs. 128-129, 133A-C, use the term either "black" or "African-American" depending on the customary usage in your area.

1991

420 Working for pay defined as R receiving cash wages, salary, commission, or tips for his/her time.

1991

422, 423 "Looking for work" to be self-defined by the respondent. Generally, it can include any activity related to finding work or starting a business or profession.

1991

Question
Number

Interviewer Specifications

424, 428 Be sure to probe for month and year.

1994

489A-H The questions in this section have been taken from a standard ability test. Some of the respondents may be familiar with this test and may ask if you are administering an intelligence test. You should respond that we are not testing their IQ. That's not possible. IQ involves many different skills; it takes a long time to assess and can only be assessed by trained psychologists. Rather, we are interested in how people of different ages solve problems of abstract reasoning. These similarities questions tap such reasoning skills.

It is critical that you write everything the respondent says in response to every question. DO NOT leave out any words or phrases. If the respondent gives more than one answer per question, write in all answers given.

Also, it is imperative that you distinguish between "don't know" answers and refusals. For example, if a respondent says, "I don't really know," do not write as "refusal." Likewise, if someone says, "There are no similarities," you would record that response. In general, write down what the R says. Start with Item A. Say, "In what way are an ORANGE and a BANANA alike?"

If R replies that they are both fruit, say, "Good" and proceed to the next item. If R says something else, like "You eat them both," or "They both have skins," say "That's right, you eat them both. Also, they are fruit," or "That's right, they both have skins. Also, they are both fruit." Then go to the next item.

If R does not respond at all or says something that makes no sense, say, "They are both fruit, you eat them both," and go on to the next item. (Always record what the respondent says, even on this first item.)

DO NOT probe at all, unless the response is ambiguous or unclear. From the second item onward, DO NOT suggest any answer, and DO NOT probe at all, except to clarify a response that has already been offered. Probes should be indicated in the record, and responses written verbatim. Go on to the next item if there is a prolonged silence, even if R does not say, "I don't know."

If a respondent volunteers more than two answers to an item, record only the first two answers, then politely interrupt the respondent, and go on to the next item.

1994

491 Questions 478-482, asking about the R's "First [spouse]," should be asked that way if R has been married more than once and in terms of "Former [spouse] if R has not been married more than once.

1994

492-493 Includes schooling the person may have received in night school or special classes toward a high school diploma. If foreign schooling, probe for closest equivalent to U.S. grades.

PROBE FOR BEST GUESS

Ask "B" regardless of answer to "A."

[College for Credit] toward an academic degree.

If impossible to determine whether person's schooling was "college for credit," record verbatim, including number of years, and do not code.

If not sure of how to code, record verbatim and do not code.

1994

494-495, 500 See spec for Qs. 492-493.

Question Number	Interviewer Specifications
	<u>1994</u>
502	Do <u>not</u> include spouse.
	<u>1994</u>
503, 508	Try to record the full, given name of each child. Try to record the full, given name of each sibling.
	<u>1994</u>
509-510	See spex for Qs. 492-493.
	<u>1998</u>
977	If R says "I do not pay income tax," record verbatim and do <u>not</u> code.
	<u>1988-93</u>
1103	[AIDS] = Acquired Immune Deficiency Syndrome.
	<u>1991</u>
1143	Say "you" for females; "your partner" for males. If reply is "I don't have a partner," say "answer as if this were a hypothetical question."
	<u>1991</u>
1144	Say "yourself want to" for females; "want your partner to" for males. If reply is "I don't have a partner," say "Answer as if this were a hypothetical question."
	<u>1991</u>
1152	If Respondent refuses, hesitates, or otherwise seems to be reluctant to report the occurrence of particular events, try to reassure the Respondent that we know some events may be personal or sensitive. Tell the Respondent that in order to deal with social conditions and help families, we need to know what events and conditions are affecting their lives. If Respondent remains unwilling to answer, please note and do <u>not</u> push further.
	Certain questions apply only to certain groups of Respondents such as: <ul style="list-style-type: none"> -- those who worked during the last year -- those with a husband/wife/partner during the last year -- those with a child alive during the last year
	If you are certain from this question and what you've already learned about the Respondent that these questions don't apply, you can skip over them and enter "No" as the appropriate response. Don't skip over any question unless you are absolutely certain they don't apply.
	Read phrases in parentheses as examples if R needs clarification.

Question
Number

Interviewer Specifications

1991

1152I Probe for mention of two other events not covered by Qs. 1152A-G.

1983-91, 93-2000

1173 Enter code numbers above [1996: on the lines provided], not on code list.
[Enter code number in boxes], Example: For Africa, 01 [1996: F or Ireland, 14.]
[Enter code 88 and ask A] Note!
If not sure which country to code, or if country mentioned is [1985, 86:(are)] not listed, enter code 29 [1994-2000: on the lines above and write name of country verbatim.] in box [1985, 86, 88-91, 93: box(es)] above and specify here.

1982

[NATIONAL CODES] Enter code(s) above in boxes, not here.

1978, 80

[ENTER CODE NUMBER] Example: For Africa, 01.

[ENTER CODE 88 AND ASK A.] Note.

[National Codes] Enter code(s) above, not here.

[Other (SPECIFY)] If not sure which country to code or if country mentioned is not listed, enter code 29 in box above and specify here. (1982 only)

1977

Omits last line.

1976

Alteration: 1st line "Ireland, 14."

1972-75

None.

1985-91, 93-94

1175 See specs for Q. 1173.

1972

1182 If not currently working, skip to instructions before Q. 1183.

1972

1183 Probe for category that comes closest to R's hours. For example: From 10:30 A.M. to 6:30 P.M. should be coded 1". If can't decide where hours fit, record verbatim and code "5."

Question
Number

Interviewer Specifications

1972

1184 If spouse not working full-time, skip to instructions before Q. 51.
See Q. 971 for interviewer instructions.

1972

1185 See Q. 1183 for interviewer instruction.

1986-91, 93-2000

1186 None.

1982-85

Code one.

1985-91, 93-2000

1188 If R reports other arrangement, record verbatim and [1994-96: code as other.] do not code.

1982, 84, 87-91, 93-2000

1189 If R [1984, 1994-98: is] not sure, probe for best guess.

1978

None.

1976

If R is having difficulty, reassure him/her that these are difficult words for most people, and ask him to guess if not sure.

1974

Note: Don't let R take lots of time on this question.

Emphasize that most people don't know many of the words and we want his best guess.

Read words to R, if you think R has difficulty reading. Note: We ask the R to tell you the number of the word. That is because he may not be sure how to pronounce the word and be embarrassed to say it to you.

If R refuses to guess, code 9. Note: Code numbers are to the left of categories in this question. Circle them as you would usually. In coding, be sure you know which word R is responding to. You may have to read the CAPITALIZED word aloud, to be sure you and the R are on the same line.

1987

1190 If R asks, welfare refers to need-based programs such as aid to families with dependent children (AFDC), food stamps, supplement security income, general assistance, public aid. It does not include unemployment compensation, social security, or medicare.

Question
Number

Interviewer Specifications

1996

1198 Read the opening introduction as written.

Always wear your ID card.

Be sure to have a copy of the advance letter, GSS Brochure and NORC Brochure available to show to the informant. If they are enclosed in plastic covers, they stay cleaner and last longer.

If you determine that you are at the correct HU but the address is different in any way, except Zip Code, be sure to complete the Sample Report Form.

ALWAYS PRINT ALL NAMES. ENTER FIRST NAME FIRST.

Head of household for the GSS can be anyone that the informant names as the head of household.

After entering the head of household, list the other household members as they are named by the informant.

Visitors are defined as people who have stayed in the assigned HU for 4 or more of the previous nights. If they are only staying over for 1 or 2 nights do not list them.

Be sure you are recording the relationship to the head of household, not the informant or respondent.

If 2 people are the same age, probe for the month and enter according to age. In the case of twins, probe for which twin was born first.

1996-2000

1228 None.

1983-91, 93-94

[month] Enter correct number.

[day] Be sure to "zero" fill.

1978, 80, 82

[month] Enter correct number here. (82 drops "here.")

1977

[month] Enter these [month codes] #'s here.

1976

None.

APPENDIX C:

GENERAL CODING INSTRUCTIONS

The coding specifications are the work rules for coding the information collected by the interviewers. Although many questions are coded independently, others link up with a network of questions and the networks must be internally consistent. For example: If no father or father substitute is given for Question 27, column 114, all questions which refer to father or father substitute (e.g., father's occupation or education) must be coded as "BK" (blank). Other networks include questions relating to marital status and labor force status. The coder specifications instruct the coders to watch for interconnections both within questions and within networks of questions.

The internal consistency of these networks has been incorporated into the NORC cleaning specifications. These cleaning procedures are computer programs which test for the logical consistencies set up in the coding specifications. When inconsistencies are found, they are printed out as error statements and are then corrected. Coding and cleaning specifications are used jointly to help insure the integrity of the data.

For detailed information on data cleaning at NORC, see the following:

Winona Adkins: EDIT The NORC Cleaning Program: A program to develop a sequential file.
Chicago, NORC, Revised April, 1975.

GENERAL CODING INSTRUCTIONS

- A. Coding must be done in red pencil.
- B. Never erase any interviewer-circled codes or comments. If the questionnaire must be corrected, draw a line through the code circled in error. Do not make it impossible to read what was done originally. Please note that green marks are field department corrections.
- C. Every column must have a code, and no column may contain more than one clearly circled code.
- D. For those questions noted FLAG: this instruction applies to questions where special coding problems have been anticipated. Coders will be provided with a supply of little clips (flags) to attach to the page where the problem occurs. Coders may also flag all other areas in the questionnaire where information is incomplete or unclear, and requires the supervisor's attention.
- E. For those questions noted LIST: record on an "OTHER" list for the questionnaire identification and all verbatim comments relating to the response to be listed. A separate list should be kept for each question. If, however, a question has more than one listed code, keep a separate list for each code. Record at the top of each form the study number, the question number, the column number, and the listed code. In most surveys, all "Other (SPECIFY)" codes are listed.
- F. The "no answer" (NA) and "refusal" code for this questionnaire is '9' in a one-column field, '99' in a two-column field, etc. NA is coded when the respondent does not give an answer, when the interviewer fails to ask a question or to record the answer, when the written information is contradictory or too vague to code, and when the coder needs to supply a code in order to resolve a tricky skip pattern. NA is allowed for every question except those specifically excepted in the codebook, such as race and sex.
- G. The "not applicable" (NAP) code is "R," which means "reject" or "blank" to our keypunchers. NAP is coded when a question was not supposed to have been asked (i.e., because of directions to skip it).
- H. If "don't know" (DK) is not a preprinted code, then DK is coded '8' in a one-column field, '98' in a two-column field, '998' in a three-column field, etc. If DK has been listed along with other responses in one question, edit out (or do not code) the DK response.
- I. A filter question is one that determines whether or not a series of other questions, dependent on the filter question, should be asked. On the basis of the response to the filter question, the interviewer is instructed either to ask the dependent questions or to skip them. Generally, the interviewer is instructed to skip the dependent questions if the answer to the filter question is "no" and to ask these questions if the answer is "yes". A dependent question can, itself, function as a separate filter question that governs a different skip pattern.

The interviewer's skip instructions have been restated in the codebook in terms of codes. Coders should code "not applicable" (NAP) for questions that were to have been skipped by the interviewer. Questions that are not to be coded NAP (not to have been skipped by the interviewer) must have either "answer" or "no answer" (NA) codes.

If the filter question is coded NA, all dependent questions must be coded NA, unless the dependent questions contain valuable data in which case the supervisor should select what data are to be kept. If more than one response is given to the filter question, or if the filter question was left blank, the supervisor should examine the dependent questions to determine what should be coded for the filter question. If a code for the filter question still cannot be determined, code the filter question NA.

The object of editing filter questions is to make the data fit into the correct skip pattern. However, this is to be done in a logical fashion, i.e., never falsify or inflate the data just to make them fit. You may, in order to make the data match the skips, exchange "no answer" and "not applicable" codes with wild abandon. Be careful when you are eliminating real data. Make sure it is unnecessary or duplicated elsewhere or trivial or wrong. Settle your doubts about inconsistencies with the supervisor. When you are coding in real data, make sure you have grounds for your assumptions.

- J. For those questions noted precoded: The interviewer's definition of a precoded question is one in which the answer categories are read as part of the question. The interviewer is instructed to circle the corresponding response code. If more than one code has been circled, but the respondent's remarks have been written in, or if one code has been circled, but the interviewer's comments are inconsistent with the circled code, flag the question. If the response is uncodeable, code NA.
- K. For those questions noted field-coded: The interviewer is instructed to record the respondent's answer verbatim and then to circle or write in the appropriate code. If the response is in the same words as the code categories, the interviewer has the option of not recording verbatim, but simply circling the code number as in the handling of precoded questions. If no codes have been circled, code the verbatim response. When the verbatim response is inconsistent with the circled or written codes, code the verbatim response.
- L. For those questions noted zero-fill: Make certain that the numbers are readable, edit all answers so that the units digit is furthest to the right, and enter '0's to the left of the first significant digit until the entire field of columns is filled. If the answer is "none," code '0' in all columns. Rounding instructions are as follows:
- Fractions -- Code whole numbers only--drop any fractions.
- Ranges -- If a range is given (e.g., 8-10), code the mid-point. IF the mid-point of a range is between two consecutive numbers, code according to the rule for rounding fractions.
- The highest codeable number in a one-column field is given in the codebook at each question. The highest codeable number in a two-digit column field is '96,' in a three-column field '996,' etc. List all answers that exceed the highest codeable number.
- M. For those questions noted code as many as apply: These are precoded, field-coded, or open-ended questions which have been designed to allow multiple responses by assigning each code a column. All responses not chosen must be coded NAP. If the entire question was left unanswered, code all columns NA.
- N. For those questions noted code up: If there are more responses than columns set aside, code the responses which are highest on the list of codes (lowest code numbers).
- O. For those questions noted flip a coin: If there is a consecutive multiple response in the same category (e.g., 1 = agree strongly, 2 = agree slightly; but not 2 = agree slightly, 3 = disagree slightly), the coder will flip a coin to determine which answer is to be edited out.
- P. For those questions noted code up to number(s): These questions are field-coded or open-ended questions which have been designed to allow multiple responses. Code (or make sure the interviewer has coded) the first item mentioned by the respondent in the first column(s) set aside for the answer; code the second item mentioned in the second column, and so on. If there are fewer items mentioned than columns set aside, code the rest of the columns NAP. If there are more items than columns set aside, coders may be instructed in the codebook to list those items left uncoded.

APPENDIX D: RECODES

Recoding was done on questions when the original data format seemed inappropriate, awkward, or too liberal in its use of columns. Some questions which were originally designed as two column questions were recoded into one when the responses indicated that the second column was unnecessary. Other variables were recoded into their desired final format. Education, for example, required several questions to elicit adequate information for the final recoded two variable formats (years of schooling and degrees received).

The following section includes for each variable: the major reason for recoding; the method of recoding; and the question as it appeared on the questionnaire. This section includes all variables which are referred to by [RECODE] in the codebook. The question number, listed under each variable, indicates where the recoded question can be found in the codebook.

AGE RECODE

(Q. 13; Cols. 92-93)

Intent of Recode

In an attempt to maximize the validity of the responses, the interviewer asked for the date of birth rather than the age of the respondent. This format, however, necessitated a recode into the more workable two-column code of exact age.

Method of Recode

The respondent's age was calculated by subtracting the year of birth from the survey year. The results of the subtraction were entered into Cols. 92 and 93. Ages of 90 and over were recoded into 89.

Original Question

13. 1972-1975
In what year were you born?

1976-2000
What is your date of birth?

|_|_|_|_|_|_|_|_|_|
MONTH DAY YEAR

EDUCATION RECODE

(Qs. 15-22, 492-493; Cols. 97-108, 1910-1912)

Intent of Recode

The education data, as originally designed, were to consist of two independent variables. The first, a continuous variable, would represent the number of years in school, and the second, an ordinal variable, would indicate degrees actually received. Ease of handling and a desire to make use of continuous data where present motivated this two-variable design. Certain alterations to this design were made to facilitate the interviewing process. Recoding was then necessary to reconcile the data with the original design.

Method of Recode

For the continuous variable, years of schooling, the exact number of years was coded for 00 to 12 years for questions 15-22A and 13-20 for questions 15-22C. These data were combined into one continuous scale.

For the second variable, degrees received, the degree marked represents the highest degree actually received. The variables for degrees and years of schooling were independently collected and coded one was not generated from the other.

Blanks in the original data, denoting "not applicable," have been recoded to '97' for the years of schooling variable and '7' for the degrees received variable. This was done for the convenience of persons who use computer programs which read blanks as zeros.

Original Question

While only the "Father's education" question is shown, Mother's, Spouse's, Respondent's, and Respondent's First Spouse's education were collected with the same question format.

What is the highest grade in elementary school or high school that your (father/FATHER SUBSTITUTE) finished and got credit for? CODE EXACT GRADE.

No formal school	00		
1st grade	01		
2nd grade	02		
3rd grade	03	GO TO NEXT QUESTION ----->	
4th grade	04		
5th grade	05		
6th grade	06	9th grade	09
7th grade	07	10th grade	10
8th grade	08	11th grade	11
		12th grade	12
		Don't know	98
			ASK
			A & B

IF FINISHED 9TH - 12TH GRADE, OR D.K.:

A. Did he ever get a high school diploma or a GED certificate?

Yes	(ASK B)	1
No	(ASK B)	2
Don't know	(ASK B)	8

B. Did he ever complete one or more years of college for credit not including schooling such as business college, technical or vocational school?

Yes . [ASK (1) & (2)]	1
No	2
Don't know	8

IF YES TO B:

(1) How many years did he complete?

1 year	13
2 years	14
3 years	15
4 years	16
5 years	17
6 years	18
7 years	19
8+ years	20
Don't know	98

(2) Does he have any college degrees?

Yes . . [ASK (3)]	1
No	2
Don't know	8

(3) IF YES TO (2): What degree or degrees? CODE HIGHEST DEGREE EARNED

Associate/Junior college	2
Bachelor's	3
Graduate	4
Don't know	8

STATE OF ORIGIN RECODE
(Q. 26; Col. 112)

Intent of Recode

Although the place of residence at age 16 was collected and coded for the state level, it was recoded for three reasons: (1) anonymity was seen as a potential problem in rural areas, where occupational and residential characteristics might make it possible to reconstruct the identity of a respondent; (2) comparability with the information on place of interview is made possible by the recode, since place of interview is coded by region only; and (3) recoding provides for the relative ease of handling one digit of information rather than two.

Method of Recode

Using the component parts drawn from the nine-part Bureau of the Census regional classification, states of origin were recoded into regions. The state components are listed at Q. 26. The only necessary modification was the addition of the number zero to represent the foreign born.

Original Question

2. In what state or foreign country were you living when you were 16 years old?

REFER TO STATE CODES BELOW AND
ENTER CODE NUMBER IN BOX . . .

STATE CODES

Alabama.....63	Louisiana.....73	Oklahoma.....72
Alaska.....94	Maine.....11	Oregon.....92
Arizona.....87	Maryland.....52	Pennsylvania.....23
Arkansas.....71	Massachusetts.....14	Rhode Island.....16
California.....93	Michigan.....34	South Carolina...57
Colorado.....86	Minnesota.....41	South Dakota.....45
Connecticut.....15	Mississippi.....64	Tennessee.....62
Delaware.....51	Missouri.....43	Texas.....74
Washington, D.C....55	Montana.....81	Utah.....85
Florida.....59	Nebraska.....46	Vermont.....12
Georgia.....58	Nevada.....84	Virginia.....54
Hawaii.....95	New Hampshire.....13	Washington.....91
Idaho.....82	New Jersey.....22	West Virginia....53
Illinois.....32	New Mexico.....88	Wisconsin.....31
Indiana.....33	New York.....21	Wyoming.....83
Iowa.....42	North Carolina.....56	
Kansas.....47	North Dakota.....44	Foreign country... 01
Kentucky.....61	Ohio.....35	

GEOGRAPHIC MOBILITY RECODE
(Q. 26A; Col. 113)

Intent of Recode

This recode utilizes the information on state of residence at age 16, which was collected but not directly available for the reasons mentioned above. The recoded index provides a measure of geographic mobility which integrates the information on the city and state of interview with that of the city and state of residence at age 16.

Methods of Recode

If the state mentioned as residence at age 16 was the same as the state of interview, the interviewer was instructed to ask whether the city of early residence was also the same. If the respondent indicated that it was, these data

were coded as 1. If the state of residence at age 16 was not the same as the state of interview, a code of 3 was used.

Original Question

IF STATE NAMED IS SAME STATE R. LIVES IN NOW, ASK A:

A. When you were 16 years old, were you living in this same (city/town/county)?

Yes.....1
No.....2

HOUSEHOLD COMPOSITION RECODE
(Q. 34A -D; Cols. 125-130)

1975

Intent of Recode

Half of the sample for the 1975 General Social Survey was a full probability sample, with predesignated respondents (See Appendix A: Sampling Design). For this portion of the sample, Household Enumeration Forms were completed for the chosen households prior to selection of the actual respondent. The questionnaires for the block quota half of the sample were therefore modified in order to obtain information comparable to that on the Household Enumeration Form. The data thus collected were recoded in order to conform in format to the household composition variables of previous General Social Surveys.

Method of Recode

The information collected about each household member was used to obtain the number of residents in each age group.

Original Question

A number of questions were asked about each household member. Those used in computing the variables on the General Social Survey are:

- 2) Please tell me the names of the people who usually live in this household?
- 3) Have we forgotten anyone: such as babies or small children; roomers; people who usually live here but are away temporarily on business trips, vacations, temporarily in a hospital, and so on?
- 5) What is (PERSON)'s relationship to (HEAD OF HOUSEHOLD)?
- 7) How old was (HEAD/PERSON) on (his/her) last birthday?
- 9) Are any of the people we have listed staying somewhere else right now?

IF YES:

- 10) Who is staying somewhere else right now?
- 11) Where is (PERSON) living right now: is (PERSON) staying at another household; is (he/she) traveling; is (he/she) in some institution or dormitory like at college, or in a hospital or somewhere; or what?

1977-2000

Household composition was determined as in 1975, but relationship to respondent was asked in questionnaire instead of being taken from Q. 5 in the Household Enumeration Form.

Original Question

Now I would like you to think about the people who live in this household. Please include any persons who usually live here but are away temporarily on business, on vacation, or in a general hospital and include all babies and small children. Do not include college students who are living away at college, persons stationed away from here in the Armed Forces, or persons away in institutions.

Is everyone in the household related to you in some way?

YES.....1
NO..... (ASK A)2

A. IF NO: How many persons in the household are not related to you in any way?

SRC NEW BELT CODE
(Q. 52B; Col. 165)

Intent of Recode

The SRC belt code (a coding system originally devised to describe rings around a metropolitan area and to categorize places by size and type simultaneously) first appeared in an article written by Bernard Laserwitz (American Sociological Review, v. 25, no. 2, 1960), and has been used subsequently in several SRC surveys. Its use was discontinued in 1971 because of difficulties particularly evident in the operationalization of "adjacent and outlying areas." For this study, however, we have revised the SRC belt code for users who might find such a variable useful. The new SRC belt code utilizes "name of place" information contained in the sampling units of the NORC Field Department.

Method of Recode

This recode assigns codes to the place of interview. City characteristics were determined by reference to the rank ordering of SMSAs in the Statistical Abstract of the United States, 1972, Table 20. Suburb characteristics were determined by reference to the urbanized map in the U.S. Bureau of the Census, 1970 Census of Population, Number of Inhabitants, Series PC (1) -A. The "other urban" codes were assigned on the basis of county characteristics found in Table 10 of the 1970 Census of Population, Number of Inhabitants. For cases from the 1980 and 1990 frames analogous tables from the 1980 or 1990 Census were used.

PARTY AFFILIATION RECODE
(Q. 56; Col. 240)

Intent of Recode

The question was recoded so that it would match the Michigan Survey Research Center's presentation of the data.

Method of Recoding

The recode considers both the party affiliation and the subjective intensity of that party affiliation in the assignment of new codes.

Original Question

56. Generally speaking, do you usually think of yourself as a Republican, Democrat, Independent, or what?

Republican (ASK A).....1
 Democrat (ASK A).....2
 Independent (ASK B).....3
 Other (SPECIFY AND ASK B).....4
 No Preference (ASK B).....8

A. IF REPUBLICAN OR DEMOCRAT: Would you call yourself a strong (Republican/Democrat) or not a very strong (Republican/Democrat)?

Strong.....1
 Not very strong.....2

B. IF INDEPENDENT NO PREFERENCE, OR OTHER: Do you think of yourself as closer to the Republican or Democratic Party?

Republican.....3
 Democratic.....4
 Neither.....8

QUALITIES FOR CHILDREN RECODE
 (Q. 167A-M; Cols. 612-624)

Intent of Recode

The codes were assigned to the responses so that they formed an ordinal scale ranging from the "one most desirable" to the "one least desirable."

Method of Recode

Qualities not chosen as one of the three most desirable or the three least important were simply assigned the code (3).

Original Question

1. Which three qualities listed on this card would you say are the most desirable for a child to have? CIRCLE THREE CODES ONLY IN COLUMN A.
2. Which one of these three is the most desirable of all? READ THE THREE R. CHOSE. CODE ONE ONLY IN COLUMN B.
3. All of the qualities listed on this card may be desirable, but could you tell me which three you consider least important: CIRCLE THREE CODES ONLY COLUMN C.
4. And which one of these three is least important at all? READ THE THREE R. CHOSE. CODE ONE ONLY IN COLUMN D.

		Most Desirable		Least Important	
		A. Three Most	B. One Most	C. Three Least	D. One Least
A.	that he has good manners	2	1	4	5
B.	that he tries hard to succeed	2	1	4	5
C.	that he is honest	2	1	4	5
(Same format through M.)					

QUALITIES FOR CHILD RECODE
(Q. 168A-M; Cols. 625-637)

Recorded same as Q. 167 above.

TRAUMA RECODES
(Qs. 268-278; Cols. 992-1013)

Intent of Recodes

For user convenience, the information on traumatic events has been presented in a condensed and abridged format. Users interested in the unabridged data should contact the GSS project staff at NORC 1155 East 60th Street, Chicago, Ill. 60637.

Method of Recodes

In the following detailed description of the trauma recodes the user is directed to the full, original wording of the trauma questions.

- A. DIVORCE5 (Col. 992)
If 21.B.1, 21.B.2, 21.C.1, and 21.C.2 equal "No" then DIVORCE5 equals punch "0."
If 21.B.1 or 21.C.1 equal "Yes" and 21.B.2 or 21.C.2 equal "Yes," then DIVORCE5 equals punch "3."
If 21.B.1 or 21.C.1 equal "Yes" and 21.B.2 and 21.C.1 equal "No," then DIVORCE5 equals punch "2."
If 21.B.1 and 21.C.1 equal "No" and 21.B.2 or 21.C.2 equal "Yes," then DIVORCE5 equals punch "1."
If 21.B.1, 21.B.2, 21.C.1, or 21.C.2 equal "9," then DIVORCE5 equals punch "9."
- B. DIVREL1 (Col. 993)
Sum of relatives coded in 22.A.1.
- C. DIVREL4 (Col. 994)
Sum of relatives coded in 22.B.1.
- D. UNEMP5 (Col. 995)
If 28 equals "No" or 28.A and 28.B equal "No," then UNEMP5 equals punch "0."
If 28.A equals "No" and 28.B equals "Yes" and 28.B.1 equals "No," then UNEMP5 equals punch "1."
If 28.A equal "No" and 28.B equals "Yes" and 28.B.1 equals "Yes," then UNEMP5 equals punch "2."
If 28.A equal "Yes" and 28.A.1 equals "No" and 28.B equal "No," then UNEMP5 equal punch "3."

TRAUMA RECODES (Continued)

- If 28.A equals "Yes," and 28.A.1 equals "No" and 28.B. equals "Yes" and 28.B.1 equals "No," then UNEMP5 equals punch "4."
- If 28.A. equals "Yes" and 28.A.1 equals "No" and 28.B equals "Yes" and 28.B.1 equals "Yes," then UNEMP5 equals "5."
- If 28.A equals "Yes" and 28.A.1 equals "Yes" and 28.B equal "No," then UNEMP5 equals punch "6."
- If 28.A equals "Yes" and 28.A.1 equals "Yes" and 28.B equals "Yes" and 28.B.1 equals "No," then UNEMP5 equals punch "7."
- If 28.A equals "Yes" and 28.A.1 equals "Yes" and 28.B equals "Yes" and 28.B.1 equals "Yes," then UNEMP5 equals punch "8."
- If 28.A, 28.A.1, 28.B, or 28.B.1 equal "9," then UNEMP5 equals punch "9."
- E. UNREL1 (Col. 996)
Sum of relatives coded in 29.A.1.
- F. UNREL4 (Col. 997)
Sum of relatives coded in 30.A.1.
- G. HOSDIS5 (Col. 998)
If 88.A, 88.B, 89.A, and 89.B equals "No," then HOSDIS5 equals punch "0."
If 88.A and 88.B equal "No" and 89.A or 89.B equals "Yes," then HOSDIS5 equals punch "1."
If 88.A or 88.B equal "Yes" and 89.A and 89.B equal "No," then HOSDIS5 equals punch "2."
If 88.A or 88.B equal "Yes" and 89.A or 89.B equal "Yes," then HOSDIS5 equals punch "3."
If 88.A or 88.B equal "9" and the other equals "No," then HOSDIS5 equals punch "9."
If 89.A or 89.B equal "9" and the other equals "No," then HOSDIS5 equals punch "9."
If 88.A and 88.B equal "9," then HOSDIS5 equals punch "9."
If 89.A and 89.B equal "9," then HOSDIS5 equals punch "9."
- H. HOSREL1 (Col. 999)
Sum of relatives coded in 88.C.1.
- I. HOSREL4 (Col. 1000)
Sum of relatives coded in 89.C.1.
- J. DEATH5 (Col. 1001)
If 90 equals "No" or 90.A and 90.B equal "No," then DEATH5 equals punch "0."
If 90.A equals "No" and sum of relatives coded in 90.B.1 equals one, then DEATH5 equals punch "1."
If 90.A equals "No" and the sum of relatives coded in 90.B.1 equals two or more, then DEATH5 equals punch "2."
If the sum of relatives coded in 90.A.1 equals one and 90.B equals "No," then DEATH5 equals punch "3."
If the sum of relatives coded in 90.A.1 equals one and the sum of relatives coded in 90.B.1 equals one, then DEATH5 equals punch "4."
If the sum of relatives coded in 90.A.1 equals one and the sum of relatives coded in 90.B.1 equals two or more, then DEATH5 equals punch "5."
If the sum of relatives coded in 90.A.1 equals two or more and 90.B equals "No," then DEATH5 equals punch "6."
If the sum of relatives coded in 90.A.1 equals two or more and the sum of relatives coded in 90.B.1 equals one, then DEATH5 equals punch "7."
If the sum of relatives coded in 90.A.1 equals two or more and the sum of relatives coded in 90.B.1 equals two or more, then DEATH5 equals punch "8."
If 90, 90.A, or 90.B equals "9," then DEATH5 equals punch "9."
- K. DEATH16 (Col. 1002)
Sum of relatives coded in 90.C.1.

TRAUMA RECODES (Continued)

- L. PADEATH (Col. 1003)
If father alive when respondent was 16 years old (FAMILY16 equal "1," "2," "4," and some "0," or if FAMILY16 equals "3," "5," or some "0," and FAMDIF16 is not equal to "1," and father not coded in 90.A.1, 90.B.1, or 90.C.1, then PADEATH equals punch "0."
If FAMILY16 equals "3," "5," or some "0" and FAMDIF16 equals 1, then PADEATH equals punch "1."
If father coded in 90.C.1, then PADEATH equals punch "2."
If father coded in 90.B.1, then PADEATH equals punch "3."
If father coded in 90.A.1, then PADEATH equals punch "4."
If FAMILY16 equals "6," "7," "8," and some "0" and father not coded in 90.A.1, 90.B.1, or 90.C.1, then PADEATH equals punch "8."
If father not coded in 90.A.1, 90.B.1 or 90.C.1 and 90.A, 90.B, or 90.C equals "9" and father alive when respondent 16 years old, then PADEATH equal punch "9."
If father not coded in 90.A.1, 90.B.1, or 90.C.1 and FAMILY16 equals "9," then PADEATH equals punch "9."
If father not coded in 90.A.1, 90.B.1, or 90.C.1 and FAMILY16 equals "3," or "5" and FAMDIF16 equals "9," then PADEATH equals punch "9."
- M. MADEATH (Col. 1004)
Coded in an analogous manner to PADEATH.
- N. CHLDDTH (Col. 1005)
If CHILDS greater than zero and child and child's husband or wife not coded in 90.A.1, 90.B.1 or 90.C.1, then CHLDDTH equals punch "0."
If CHILDS greater than zero, and child or child's husband or wife coded in 90.C.1 and not coded in 90.B.1 and 90.A.1, then CHLDDTH equals punch "1."
If CHILDS greater than zero and child or child's husband or wife coded in 90.B.1 and not coded in 90.A.1, then CHLDDTH equals punch "2."
If CHILDS greater than zero and child or child's husband/wife coded in 90.A.1, then CHLDDTH equals punch "3."
If CHILDS equals zero, then CHLDDTH equals punch "Blank."
If CHILDS equals "9" and child or child's husband or wife not coded in 90.A.1, 90.B.1, or 90.C.1, then CHLDDTH equals punch "9."
If CHILDS greater than zero and 90.C equals "9" and child or child's husband not coded in 90.B.1 or 90.A.1, then CHLDDTH equals punch "9."
If CHILDS greater than zero and 90.B equals "9" and child or child's husband not coded in 90.A.1, then CHLDDTH equals punch "9."
If CHILDS greater than zero and 90.A equals "9," then CHLDDTH equals punch "9."
- O. SIBDEATH (Col. 1006)
Coded in an analogous manner to CHLDDTH.
- P. SPDEATH (Col. 1007)
Coded in an analogous manner to CHLDDTH (e.g., if MARITAL equals "never married" then SPDEATH equals "Blank").
- Q. TRAUMA1 (Col. 1008)
Number of traumas happening to respondent last year (count one if DIVORCE5 equals "2" or "3," HOSDIS5 equals "2" or "3," DEATH5 equals "3, 4, 5, 6, 7, or 8," and UNEMP5 equals "3, 4, 5, 6, 7, or 8.")
If DIVORCE5, UNEMP5, HOSDIS5, or DEATH5 equals "9," then TRAUMA1 equals "9."

TRAUMA RECODES (Continued)

- R. TRAUMA5 (Col. 1009)
Number of traumas happening to respondent during last five years (count one each if DIVORCE5 or HOSDIS5 equals "1, 2, or 3" or DEATH5 or UNEMP5 equals "1, 2, 3, 4, 5, 6, 7, or 8").
If DIVORCE5, UNEMP5, HOSDIS5, or DEATH5 equals "9," then TRAUMA5 equals "9."
- S. TRAREL1 (Col. 1010)
Number of traumas happening to respondent's relatives during the last year (count one each if DIVREL1, UNREL1, or HOSREL1 greater than zero).
If DIVREL1, UNREL1, or HOSREL1 equals "9," then TRAREL1 equals "9."
- T. TRAREL5 (Col. 1011)
Number of traumas happening to respondent's relatives during the last five years.
If DIVREL1 or DIVREL4 greater than zero, then TRAREL5 counts 1.
If HOSREL1 or HOSREL4 greater than zero, then TRAREL5 counts 1.
If UNREL1 or UNREL4 greater than zero, then TRAREL5 counts 1.
If DIVREL1 and/or DIVREL4 equals "9" and the other equals "0," then TRAREL5 equals "9."
If HOSREL1 and/or HOSREL4 equals "9" and the other equals "0," then TRAREL5 equals "9."
If UNREL1 and/or UNREL4 equals "9" and the other equals "0," then TRAREL5 equals "9."
- U. TRATOT1 (Col. 1012)
Sum of TRAUMA1 and TRAREL1. If either TRAUMA1 or TRAREL1 equals "9," then TRATOT1 equals "9."
- V. TRATOT5 (Col. 1013)
Sum of TRAUMA5 and TRAREL5. If either TRAUMA5 or TRAREL5 equals "9," then TRATOT5 equals "9."

21*. Are you currently married, widowed, divorced, separated, or have you never been married?

Married... (ASK A & B).....1
Widowed... (ASK A & B).....2
Divorced.. (ASK A & C).....3
Separated. (ASK A & C).....4
Never married (GO TO Q.22).....5

IF EVER MARRIED:

A. How old were you when you first married?

ENTER EXACT AGE: |

B. ASK ONLY IF CURRENTLY MARRIED OR WIDOWED:

Have you ever been divorced or legally separated?

Yes (ASK [1]).....1
No (GO TO Q. 22).....2

IF YES TO B:

[1] Did you obtain a divorce or separation during the past 12 months, that is since (Feb./Mar.) 1977?

Yes (ASK [2]).....1
No (ASK [2]).....2

TRAUMA RECODES (Continued)

[2] Did you (also) obtain a divorce or separation during the period 1973 through (Feb./Mar.) 1977?

Yes (GO TO Q. 22).....1
No (GO TO Q. 22).....2

C. IF DIVORCED OR SEPARATED:

[1] Did you obtain a divorce or separation during the past 12 months, that is since (Feb./Mar.) 1977?

Yes (ASK [2]).....1
No (ASK [2]).....2

[2] Did you (also) obtain a divorce or separation during the period 1973 through (Feb./Mar.) 1977?

Yes.....1
No.....2

*Example from 1978 GSS.

ASK EVERYONE:

22. A. During the past twelve months, that is since (Feb./Mar.) 1977, were any of these people divorced or legally separated?

HAND
CARD
B

Yes (ASK [1]).....1
No (GO TO B).....2

IF YES:

[1] Who was that? (Anyone else?) CODE ALL THAT APPLY:

Husband or wife.....1
Father.....2
Mother.....3
Father-in-law.....4
Mother-in-law.....5
Child.....6
Child's husband or wife.....1
Brother or sister.....2
Brother or sister-in-law.....3

B. At any time during the period 1973 through (Feb./Mar.) 1977 were any of the people listed on this card divorced or legally separated?

Yes (ASK [1]).....1
No (GO TO Q. 23).....2

IF YES:

[1] Who was that? (Anyone else?) CODE ALL THAT APPLY:

Husband or wife.....1
Father.....2
Mother.....3
Father-in-law.....4
Mother-in-law.....5
Child.....6
Child's husband or wife.....1
Brother or sister.....2
Brother or sister-in-law.....3

ASK EVERYONE:

28. At any time during the last ten years, have you been unemployed and looking for work for as long as a month?

Yes (GO TO A).....1
No (GO TO Q. 29).....2
Don't know (GO TO Q. 29).....8

IF YES TO Q. 28:

A. During the past twelve months, that is since (Feb./Mar.) 1977, were you employed and looking for work for as long as a month?

Yes(GO TO [1]).....1
No(GO TO B).....2

IF YES TO A:

[1] When that happened, were you the main earner in your household, that is, the person making the highest income?

Yes(GO TO B).....1
No(GO TO B).....2

B. Now I would like you to think about a longer period of time. At any time during the years between 1973 and (Feb./Mar.) 1977, were you unemployed and looking for work for as long as a month?

Yes(GO TO [1]).....1
No(GO TO Q. 29).....2

IF YES TO B:

[1] When that happened, were you the main earner in your household, that is, the person making the highest income?

Yes.....1
No.....2

29. A. During the past twelve months, that is since (Feb./Mar.) 1977, were any of these people unemployed and looking for work for as long as a month?

HAND
CARD
B

Yes(GO TO [1]).....1
No(GO TO Q. 30).....2

IF YES:

[1] Who was that? (Anyone else?) CODE ALL THAT APPLY:

Husband or wife.....1
Father.....2
Mother.....3
Father-in-law.....4
Mother-in-law.....5
Child.....6
Child's husband or wife.....1
Brother or sister.....2
Brother or sister-in-law.....3

TRAUMA RECODES (Continued)

FOR EACH PERSON NAMED IN A:

B. When that happened was (NAME EACH PERSON CODED IN PART A) the main earner in his/her household?

	Yes	No	Don't Know
Husband or wife	1	2	8
Father	1	2	8
Mother	1	2	8
Father-in-law	1	2	8
Mother-in-law	1	2	8
Child	1	2	8
Child's husband or wife	1	2	8
Brother or sister	1	2	8
Brother or sister-in-law	1	2	8

30. A. Now I would like you to think about a longer period of time. At any time during the years 1973 through (Feb./Mar.) 1977, were any of the people listed on this card unemployed and looking for work for as long as a month?

Yes (GO TO [1]).....1
No (GO TO Q. 31).....2

IF YES:

[1] Who was that? (Anyone else?) CODE ALL THAT APPLY:

- Husband or wife.....1
- Father.....2
- Mother.....3
- Father-in-law.....4
- Mother-in-law.....5
- Child.....6
- Child's husband or wife.....1
- Brother or sister.....2
- Brother or sister-in-law.....3

TRAUMA RECODES (Continued)

FOR EACH PERSON NAMED IN A:

B. When that happened was (NAME EACH PERSON CODED IN PART A) the main earner in his/her household?

	Yes	No	Don't Know
Husband or wife	1	2	8
Father	1	2	8
Mother	1	2	8
Father-in-law	1	2	8
Mother-in-law	1	2	8
Child	1	2	8
Child's husband or wife	1	2	8
Brother or sister	1	2	8
Brother or sister-in-law	1	2	8

88. Now I am going to ask about some things that happen in families. First, I am going to ask you about illnesses.

A. During the past twelve months, that is since (Feb./Mar.) 1977, have you, yourself, been a patient in a hospital, sanitorium, convalescent or nursing home (apart from having a baby)?

Yes.....1
No.....2

B. During the past twelve months, were you unable to work at your job or carry on your regular activities for one month or more because of illness or injury?

Yes.....1
No.....2

C. During the past twelve months, that is since (Feb./Mar.) 1977, have any of these people been a patient in a hospital, sanitorium, convalescent or nursing home (apart from having a baby), or been unable to work or carry out their regular activities for a month or more because of illness or injury?

Yes(ASK [1]).....1
No(GO TO Q. 89).....2

HAND
CARD
B

TRAUMA RECODES (Continued)

[1] IF YES TO C: Who was that? (Anyone else?) CODE ALL THAT APPLY.

- Husband or wife.....1
- Father.....2
- Mother.....3
- Father-in-law.....4
- Mother-in-law.....5
- Child.....6
- Child's husband or wife....1
- Brother or sister.....2
- Brother or sister-in-law....3

89. A. Now I would like to know about a longer period of time. At any time during the years 1973 through (Feb./Mar.) 1977, were you a patient in a hospital, sanatorium, convalescent or nursing home (apart from having a baby)?

- Yes.....1
- No.....2

B. During the same years, 1973 through (Feb./Mar.) 1977, were you unable to work at your regular job or carry on your regular activities for one month or more because of illness or injury?

- Yes.....1
- No.....2

C. At any time during the years 1973 through (Feb./Mar.) 1977, were any these people a patient in a hospital, sanatorium, convalescent or nursing home (apart from having a baby), or been unable to work or to carry out their regular activities for month or more because of illness or injury? Please include everybody who was in your family in those years.

HAND
CARD
B

- Yes..... (ASK [1]).....1
- No..... (GO TO Q. 90).....2

[1] IF YES TO C: Who was that? (Anybody else?) CODE ALL THAT APPLY.

- Husband or wife.....1
- Father.....2
- Mother.....3
- Father-in-law.....4
- Mother-in-law.....5
- Child... ..6
- Child's husband or wife....1
- Brother or sister.....2
- Brother or sister-in-law....3

90. Since the time that you were 16, did any of the people listed on this card die?

- Yes..... (ASK A).....1
- No..... (GO TO Q. 91).....2

A. IF YES: Did any deaths occur during the past year, that is since (Feb./Mar.) 1977?

- Yes..... (ASK [1]).....1
- No..... (GO TO B).....2

TRAUMA RECODES (Continued)

[1] IF YES TO A: Who was that? (Anybody else?) CODE ALL THAT APPLY.

Husband or wife.....1
 Father.....2
 Mother.....3
 Father-in-law.....4
 Mother-in-law.....5
 Child.....6
 Child's husband or wife.....1
 Brother or sister.....2
 Brother or sister-in-law.....3

ASK EVERYONE:

B. Now, thinking about a little longer period of time, during the years from 1973 through (Feb./Mar.) 1977, did any deaths occur during those years?

Yes.....(ASK [1]).....1
 No.....(GO TO C).....2

[1] IF YES TO B: Who was that? (Anyone else?) CODE ALL THAT APPLY.

Husband or wife.....1
 Father.....2
 Mother.....3
 Father-in-law.....4
 Mother-in-law.....5
 Child.....6
 Child's husband or wife.....1
 Brother or sister.....2
 Brother or sister-in-law.....3

ASK ONLY IF R IS 21 YEARS OR MORE. IF R IS UNDER 21 YEARS, OR IF IN DOUBT, GO TO Q. 91.

C. And between the time that you were 16 years old and 1973, did any deaths occur?

Yes(ASK [1]).....1
 No(GO TO Q. 91).....2

[1] IF YES TO C: Who was that? (Anyone else?) CODE ALL THAT APPLY.

Husband or wife.....1
 Father.....2
 Mother.....3
 Father-in-law.....4
 Mother-in-law.....5
 Child.....6
 Child's husband or wife.....1
 Brother or sister.....2
 Brother or sister-in-law.....3

NETWORK CLOSENESS RECODE

(Q. 315; Cols. 1125-1134)

315. IF LESS THAN 5 NAMES MENTIONED CROSS OUT UNUSED BOXES.

Please think about the relations between the people you just mentioned. Some of them may be total strangers in the sense that they wouldn't recognize each other if they bumped into each other on the street. Others may be especially close, as close or closer to each other as they are to you.

First, think about NAME 1 and NAME 2. ASK Q.315 FOR FIRST PAIR.

A. Are _____ and _____ total strangers?

IF YES.....ASK Q.315A FOR NEXT PAIR DOWN
IF NO.....ASK Q.315B

B. Are they especially close? PROBE: As close or closer to each other as they are to you.

IF YES.....ASK Q.315A FOR NEXT PAIR DOWN
IF NO.....ASK Q.315B FOR NEXT PAIR DOWN

PERSON	NAME 1	NAME 2	NAME 3	NAME 4	NAME 5
NAME 2	A. Yes...1 No....2				
	B. Yes...1 No....2				
NAME 3	A. Yes...1 No....2	A. Yes...1 No....2			
	B. Yes...1 No....2	B. Yes...1 No....2			
NAME 4	A. Yes...1 No....2	A. Yes...1 No....2	A. Yes...1 No....2		
	B. Yes...1 No....2	B. Yes...1 No....2	B. Yes...1 No....2		
NAME 5	A. Yes...1 No....2	A. Yes...1 No....2	A. Yes...1 No....2	A. Yes...1 No....2	
	B. Yes...1 No....2	B. Yes...1 No....2	B. Yes...1 No....2	B. Yes...1 No....2	

Intent of Recode

To simplify analysis, mutually exclusive dichotomies were collapsed into a single three-point scale.

Method of Recode

A response of "yes" to part A became code 3, "total strangers." A response of "no" to part A and "no" to B became code 2, "neither close nor strangers." A response of "yes" to part B became code 1, "especially close."

ORGANIZATIONAL MEMBERSHIP RECODE
(Q. 328; Cols. 1238-1255)

Intent of Recode

For user convenience, the total number of organizations has been computed.

Method of Recode

If a respondent answered a "No" to all of the organizational items, Cols. 1254-1255 were code "00." If a respondent answered "Yes" to any organizations, the total number of "Yes" responses was counted and put in Cols. 1254-1255.

Original Question

Question presented in the codebook is as it appeared in the questionnaire.

SIMILARITIES RECODE
(Qs. 489A-H, Cols. 1897-1904)

Intent of Recode

The recode provides an approximate scale to measure and compare respondents' general reasoning abilities in categorizing and/or comparing two objects.

Method of Recode

Each item is scored 2, 1, or 0, depending on the degree of understanding expressed and the quality of the response. The general criteria for scores of 2, 1, and 0 for any item are as follows:

2 POINTS - any general classification which is primarily pertinent for both members of the pair ("An eye and an ear are sense organs," "A poem and a statue are works of art").

1 POINT - any specific property or function which is common to both and constitutes a relevant similarity ("An egg and a seed both have shells," "A poem and a statue stir feelings"). Also give 1 point to less pertinent, but correct, general classifications ("An eye and an ear are parts of the body," "Air and water contain oxygen").

0 POINTS - specific properties of each member of the pair, generalizations which are incorrect or not pertinent, differences between the members of the pair, or clearly wrong responses.

The degree of abstraction of the subject's response is an important determinant of the score. That is why pertinent general categorizations are given 2 points, while the naming of one or more common properties or functions of the members of a pair (a more concrete problem-solving approach) merits only 1 point. Thus, stating that a dog and a lion (Item 2) are "Animals" (their general category) earns a high score than saying "They both have tails" (a property common to each). On the other hand, stating that an orange and a banana (Item 1) are "Fruit" earns more credit than stating that both are "Foods"; while the category of "fruit" is less general than that of "food," it is the more pertinent category. Calling work and play (Item 12) "Basic activities" is less concrete (and hence worth a higher score) than "Things people do."

Of course, even a relatively concrete approach to solving the items ("A dog and a lion both have tails") requires the subject to abstract something similar about the members of the pair. Some subjects are unable to do this and may respond to each member separately rather than to the pair as a whole ("you see with your eyes and hear with your ears"). Although such a response is a true statement, it is scored 0 since it tells how the members of the pair are dissimilar rather than how they are similar.

If a subject gives multiple acceptable responses to an item, score the best response. If a subject gives multiple responses to an item and one or more of the responses are incorrect (i.e., would be scored 0 if given alone), ask,

Which one is it?

and score according to the subject's decision.

Examples of responses earning 2, 1, and 0 points follow for some items.

Items and Sample Responses

1. Orange-banana

2 POINTS - Fruit.

1 POINT - Food...To eat...Have peels... Same color... Grow...Contain vitamins.

0 POINTS - Round... Same shape... Contain calories.

2. Dog-lion

2 POINTS - Animals... Mammals.

1 POINT - Have legs (fur,tails)...They bite.

0 POINTS - Look alike...A lion growls, a dog barks... Dangerous... Belong to same species (Q).¹

12. Work-play

2 POINTS - Basic human activities... Things that all people do... Activities valued by society... Give value to living... Both require effort for success.

1 POINT - Things you do (Q)... Human activities (Q)... Keep you busy... Ways to spend your time... Use up energy... Things done during the course of the day... Can get enjoyment from both.

0 POINTS - Must do both of them... Necessities of life... Keep you out of trouble... You do them with other people... Keep you from being depress (Q).

PRELIMINARY MENTAL HEALTH RECODES

(Qs. 647, 665-666, 669A-B, D-E; Cols. 2652-2666, 2733-2784, 2794-2819, 2821-2846)

PROBFIX 1-3 (Cols. 2652-2657), BRKDDO 1-3 (Cols. 2803-2808), and MNILDO1-3 (Cols. 2830-2835)

I. Denial

11. I would try to forget about it, not think about it

II. Displacement

21. Hostility. (Not directed at source of problem) I would get mad, irritable, take it out on someone else (R's response is not coded here if R's problem would involve another person, and R would get angry at that person. In such a case, (63) is coded.)

22. Would engage in activity. I would go for a walk; I would read a book; I would get busy with something else; I would try to get engrossed in something else to take my mind off it (here is coded any activity which R would engage in which does not directly deal with the problem, but may relieve some of the anxiety about it unless medications, pills, etc., which are coded (61).)

23. Would seek release from awareness. Would get drunk, take a drink, take dope.

24. Would seek release from awareness. Would go to sleep (response is not coded here if R says, "I would go to sleep in order to get refreshed and be able to handle the problem better afterwards.")

25. Fantasy Action. R would think about magical type solutions to problems or would imagine problems don't exist. I would imagine myself as the president of the company and then nobody could criticize me

III. Passive Reaction

31. Nothing. I would do nothing, wouldn't do anything; there wouldn't be much to do about it; there would be nothing to do; I would just let things take their course; I would just hope for the best; would just give up

IV. Passive Reaction - Problem still salient

41. Worry. I would worry about it, I would fret over it; would just keep on worrying, thinking about it; I would keep on worrying till things work out

¹When the notation "(Q)" appears in the scoring rules, this indicates that the response preceding the (Q) should be queried.

PRELIMINARY MENTAL HEALTH RECODES (Continued)

V. Passive Reaction - Religious

51. I would pray. Would turn to prayer; would trust in the lord (going to minister is not coded here; in such case, (82) is coded. If NA whether (51) or (82) should be coded, as turn to the church, go to the church, read the Bible, the scriptures or inspirational literature, (51) is coded.)

VI. Reactions which are not clearly coping or denial

61. Would take medications. Tranquilizers; Aspirins, etc. - any medication treating physical symptoms and tensions (if prescribed by a doctor, response is coded here and also under (82).)
62. Would pull myself together; exercise self-control (NA whether this is attempt to deny and forget the problem - coded under (11) - or prelude to attempts to solve the problem - coded in the (70s))
63. Expressions of hostility directed at person seen as source of problem (if would not be directed at source of problem, (21) is coded.)
64. Palliative measures which would 'cope' with a problem defined in physical or general terms, but would "deny" and/or "displace" specific "personal problems" - attempts to reduce immediate pressures and tensions. Take a vacation; would take it easier, try to relax a little more (except those responses coded in (61))
65. Meditation
66. Faith or confidence in self; strength; fortitude
67. Social comparison; R better off than other; seeing others that are worse off than me.
68. Emphasis on positive aspects of life; optimism; sense of humor; positive view of life.
69. Other reactions which are not clearly coping or denial

VII. Coping Reaction - Independent

71. Self-assessment, thought would be mode of problem-solving attempts. I would try to figure out what is wrong; see what the problem is, who is at fault (if whether (71) or (72), (72) is coded)
72. Immediate action would be mode of problem-solving. Would solve it; just keep on trying; would do something about it (if NA whether (71) or (72), (72) is coded.)
73. Would cope with interpersonal problem by talking it over with person involved. (if person not involved or if NA whether person involved or not, (81) is coded.). Would talk it over with spouse if marriage problem (Note. Specific person is not coded in SOURCES OF HELP)
74. Permanent situational limitation of sphere of activity would be mode of problem-solving; I'd get another job; I'd move to another city (temporary situational changes such as "I'd take a vacation" should be coded under (64).)
75. Permanent interpersonal limitation of sphere of activity would be mode of problem-solving. would eliminate and/or change relationships seen as causing problem (change friends; get a divorce)

VIII. Coping Reaction - Outside help sought

81. Talking it over with INFORMAL SOURCE(S) -- family, friends, neighbors, etc. (unless coping with interpersonal problems by talking it over with person involved, in which case, code 73. talk it over with someone, talk with _____ about it; also code here general mentions of person(s). e.g., spending time with, being with family, friends, "my parents," "my wife," etc.; if NA whether 81 or 82, code 81. (specific people or institutions are coded ahead in SOURCES).
82. Talk it over with FORMAL SOURCE(S) -- doctor, lawyer, clergyman, psychiatrist, psychologist, counselor, etc.; include "got professional help," etc.; if source of help is both a formal AND informal source code 82; if NA whether 81 or 82, code 81.
83. Admit self/be admitted to/was admitted to mental hospital, psychiatric ward, etc.

IX. Missing Data

98. DK; it would never happen to me; wouldn't know what to do
99. NA
- BK INAP., No further mention

PRELIMINARY MENTAL HEALTH RECODES (Continued)

PROBHL P1-3 (Cols. 2586-2594), BRKDHL P1-3 (Cols. 2737-2745), and MNIL HLP1-3 (Cols. 2764-2772)

I. Family is source of help

- 100. Spouse only family member mentioned
- 101. Child(ren) only family member(s) mentioned
- 102. Father only family member mentioned; father-in-law
- 103. Mother only family member mentioned; mother-in-law
- 104. Brother only family member mentioned
- 105. Sister only family member mentioned
- 106. "Family" (particular family member no specified)
- 107. Parents; father and mother
- 108. Any other combination of family members (e. g., wife and children; wife and parents; father and aunt); my relatives
- 190. Any other specific family member mentioned, if only one family member is mentioned; e. g., aunt, uncle; a relative

II. Non-professional, non-family persons

- 200. Friend(s), neighbor(s), acquaintance(s) is mentioned
- 201. Particular friend, neighbor, acquaintance is mentioned (unless work associate or boss, in which case (202) or (203) is coded). I would speak to my friend Mary; there's another person I respect very much - I'd talk to him (if NA whether R has a particular person(s) in mind, (200) is coded.)
- 202. Fellow worker, work associate(s) is mentioned
- 203. Supervisor, boss is mentioned
- 290. Other non-professional, non-family person(s)

III. Self-help groups

- 300. Alcoholics Anonymous
- 301. Lonely hearts club
- 302. Fraternal organizations
- 303. Parent-teacher organizations
- 304. Recovery Inc.
- 390. Other self-help groups

IV. Professional, non-mental health specialists

- 400. Clergymen
- 401. Family Physician
- 402. Physician-specialist (non-mental health)
- 403. Doctor -- Non-psychiatrist; family doctor not specified; type of doctor not specified
- 404. Other medical type specialists. Chiropractor; osteopath
- 405. Public health nurse
- 406. Teacher or principal
- 407. Visiting teacher, other teaching specialists
- 408. Lawyer
- 409. Policeman, court, judge
- 480. Other professional non-mental health specialists
- 490. Professional help, NA which kind
- 499. Professional help, NA what kind

V. Professional, mental health specialists

(Note. If R gives a specific person in a professional agency, both codes in the 500's and 600's series are coded.)

- 500. Psychiatrist; psychoanalyst
- 501. Neurologist, "Nerve Doctor"
- 502. Psychologist

PRELIMINARY MENTAL HEALTH RECODES (Continued)

- 503. Social worker

- 504. Vocational counselor
- 505. Marriage counselor
- 506. Counselor; NA specific kind
- 507. Rehabilitation specialist. Occupational therapist; speech therapist
- 508. Any "illegitimate" mental health specialist - astrologer, palmist, fortune teller, medium
- 509. Other professional mental health specialists
- 590. Other professional mental health specialist

VI. Professional Agencies

(Note. If R give a specific person in a professional agency, both codes in the 500's and 600's series are coded.)

- 600. Social welfare agency; specifically related to welfare, giving economic aid; departments of welfare of city, state
- 601. Social Service agencies; e.g., family service agency, Catholic charities
- 602. Child guidance clinic
- 603. Vocational guidance center, employment bureau
- 604. Hospital. NA what clinic or ward
- 605. Hospital. Mental institution
- 606. Hospital. Mental hygiene clinic; outpatient mental health unit
- 607. Mental hygiene clinic, not related or NA if related to hospital
- 608. Rehabilitation center; speech clinic
- 610. Substance abuse agency
- 690. Other professional agency

VIII. Other

- 700. Church or church group
- 800. Other

IX. Missing data

- 910. R doesn't mention taking problem to anyone; no more mentions
- 980. DK whom I'd talk to, but would talk to someone
- 998. DK whom I'd talk to, but would talk to someone
- 999. REFUSED
- BK. INAP., R doesn't mention taking problem to anyone; no further mentions

BRKDWHY1-3 (Cols. 2794-2802) and MNILWHY 1-3 (Cols. 2821-2829)

I External Situation

- 10. Financial condition. loss of money, not having enough money, too many debts
- 11. Housing condition. cramped, poor quarters
- 12. R's physical health. physical illness, physical disability, chronic conditions (R's Mental illness is coded in the 30s series)
- 13. Other persons physical health. someone close to R has chronic illness, other illness, physical disabilities causing nervous breakdown (14) is coded if another person's mental health problem. death is coded (15).
- 14. Other person mental health problem. someone close to R has mental disturbance (A psychotic episode) [code relationship]
- 15. Death of someone close to R
- 16. Physical separation (not death or illness) from someone close to R. when my husband was away in service; when my children were living in foster home
- 17. R's relocation to a strange place. when we were living in XXXXX for a while
- 18. work-related tension. overwork overtired from strain of business, business worries, working too hard (if R specifically sees himself as to blame for work failure, (37) is coded)
- 19. Other external situations precipitating nervous breakdown

PRELIMINARY MENTAL HEALTH RECODES (Continued)

II Interpersonal situation -- Relationship or other person blamed

(Note. if an interpersonal problem precipitating nervous breakdown was perceived by R to reflect his own inadequacy, codes in the 30s series are used. If not ascertainable whether codes in the 20s or the 30s series should be used, the 20s series is coded.)

21. Getting along in marriage. quarrel with spouse, etc.
22. Getting along with children. my children talk back to me, get me nervous
23. Getting along with family (NA children or spouse). home problems.
24. Getting along with relatives other than above. arguments with in-laws, parent, siblings, etc.
25. Getting along with opposite sex (not family members). problem with fiancé(e), dating
26. Getting along with friends same sex as R or NA sex. disagreement with a friend
29. Other interpersonal situations precipitating nervous breakdown

III Self Inadequacies (Fault is seen in R)

31. R's sexual problem - (all references to sexual problems, unless specified as a problem of the other person or in the relationship re coded here)
32. R's problems related to menopause
33. R's interpersonal inadequacy -- related to marriage. I wasn't a good wife
34. R's interpersonal inadequacy -- related to children. couldn't handle the children any more (If depression after childbirth, it is coded 36)
35. R's interpersonal inadequacy -- related to getting along with people other than spouse or children. I'm very nervous whenever I'm with people
36. Depression after birth of children
37. Work-related failures. I felt I had failed at my job (if R does not see fault for business, job failures a personal, it is coded 18).
38. Inadequacies related to alcohol or drug abuse
39. Other personal inadequacies

IV General, Nervous breakdown precipitating cause NA

(All General descriptions of R's state.)

41. R feels upset often, worried often, overwhelmed by things, couldn't face problems, just giving up

VIII Other

80. Other precipitating condition for nervous breakdown

NOTE. THE FOLLOWING CODES USED BY AVTMH CODERS FOR A DEPRESSION QUESTION WERE ALSO USED HERE TO CODE THE CAUSES BECAUSE THEY WERE MORE TO THE POINT FOR SOME RESPONDENTS. When codes below were the same as codes above, we used the codes above. Codes below could be recoded to codes above.

I. ECONOMIC AND MATERIAL MATTERS.

FINANCIAL OR MATERIAL SITUATION (NON-RESIDENTIAL)

101. Poor or declining financial status. not having enough money; too many debts; paying bills (if problem stated in terms of business, code 206)
102. Trouble with loan, mortgage. receiving notification of foreclosure, letter of indebtedness, property repossessed or wages garnished
103. Loss of assets. loss of money, property (non-residential), stock, etc.
104. Theft or destruction of property (non-residential). robbery, vandalism, crimes against R's property
109. Other specific non-residential financial or material matters that happened to R (or R's spouse)
111. Bad financial or material situation of R's child(ren), stepchild(ren), child(ren) in-law
112. Bad financial or material situation of R's parent(s), stepparent(s), parent(s) in-law
113. Bad financial or material situation of R's sibling(s), step sibling(s), sibling(s) in-law

PRELIMINARY MENTAL HEALTH RECODES (Continued)

119. Bad financial or material situation of someone other than R (or spouse) and persons codable in 111-113.

HOUSING PLACE OF RESIDENCE

- 121. Moved to or lives in poor (worse) house or apartment
- 122. Moved to or lives in poor (worse) neighborhood
- 123. Dislocation or relocation. moved to new (strange) neighborhood, town, or country; changes in residence other than 121 or 122
- 124. Damage to residence (house or apartment); fire, vandalism, weather, etc
- 129. Other specific residence related matters that happened to R (or R's spouse)
- 131. Bad thing concerning residence that happened to R's child(ren), child(ren) in-law
- 132. Bad things concerning residence that happened to R's parent(s), stepparent(s), parent(s) in-law
- 133. Bad things concerning residence that happened to R's sibling(s), step sibling(s), sibling(s) in-law
- 139. Bad things concerning residence that happened to someone other than R (or spouse) and persons codable in 131-133.

WORK-RELATED MATTERS

- 200. Problems finding a job. couldn't (can't) find work
- 201. Quit job
- 202. Laid off
- 203. Fired
- 204. Unemployed or lost job (no specific reference to quitting, being laid off or fired)
- 205. Retired from job or major life occupation
- 206. Business problems. poor or declining business
- 207. Business failure
- 210. General statements about negative events at work. "don't like my job", etc
- 211. Failed to receive promotion, better job, desired job
- 212. Job demotion. demoted or changed to poorer job or employer, less responsible job
- 213. Trouble with boss or supervisor
- 214. Trouble with co-workers. (code here any interpersonal difficulties at work with no specific mention of boss or supervisor)
- 215. Work-related failure. failed at job
- 216. Work-related tension. overwork, time pressures, working too hard, etc
- 217. Poor or deteriorating (Physical) work conditions. health, safety, danger, distance, hours
- 219. Other specific work-related matters that happened to R (or spouse)
- 221. Bad things related to work that happened to R'S child(ren), stepchild(ren), child(ren)-in-law
- 222. Bad things related to work that happened to R's parent(s), stepparent(s), parent(s)-in-law
- 223. Bad things related to work that happened to R's sibling(s), step sibling(s), sibling(s)-in-law
- 229. Bad things related to work that happened to someone other than R (or Spouse) and persons codable in 221-223

III SCHOOL-RELATED MATTERS

- 300. General Statements about negative events related to school
- 301. Admission problems or failure. not accepted at desired school, training program
- 302. Failure in school, training program; flunked a test, course,; other failures in school
- 303. Changed schools
- 304. School-related pressures; meeting deadlines, pressures of studying, papers, exams; working too hard
- 309. Other specific school-related matters -- R ONLY
- 310. Bad things related to school that happened to R's spouse
- 311. Bad things related to school that happened to R's child(ren), stepchild(ren), child(ren)-in-law
- 319. Bad things related to school that happened to someone other than R and persons codable in 310-311

PRELIMINARY MENTAL HEALTH RECODES (Continued)**IV LEGAL DIFFICULTIES**

- 400. Legal Problem(s) -- General, NA what kind
- 401. Involved in court action, lawsuit, legal action

- 402. Arrested or convicted of crime, violation of law
- 403. Detained in jail or correctional institution
- 404. Legal aspects of divorce, custody of children cited
- 405. Loss of driver's license
- 409. Other specific legal problems that happened to R ONLY
- 410. Legal difficulties involving R's SPOUSE
- 411. Legal difficulties involving R's child(ren), step-child(ren), child(ren)-in-law
- 419. Legal difficulties involving someone other than R and persons codable in 410-411

V INTERPERSONAL SITUATION

- 500. Loneliness, Isolation -- general. interpersonal troubles or difficulties
- 501. Troubles with Family (NA whether spouse or children). getting along with family; family problems, home problems; family quarrels or arguments
- 502. Troubles with Spouse. getting along in marriage; troubles, quarrels with spouse, fighting, arguing or other interpersonal problems with husband or wife.
- 503. Troubles with child(ren); getting along with children; raising children; children talk back, won't mind me, get me nervous.
- 504. Troubles with parent(s) or in-law(s). getting along with mother/father or mother/father -in-law
- 505. Troubles with relative(s) or family member(s) other than above. e.g. argument with sibling(s), grandparent(s), etc.
- 506. Troubles with friend(s) of opposite sex (not family members). getting along with girlfriend(s)/boyfriend(s), fiancé(e); problems with dating, etc.
- 507. Troubles with friend(s) of same sex as R or NA sex. getting along with friend(s); disagreements, arguments or fights with friend(s) (if people at work, code 214)
- 508. (Unwanted) pregnancy of R, wife or girlfriend
- 509. Other specific interpersonal troubles or difficulties of R
- 511. Interpersonal difficulties of R's child(ren), step-child(ren), child(ren)-in-law, in-law problems of R's children
- 512. Interpersonal difficulties of R's Parents (s), step-parent(s), parent(s)-in-law, e.g., R's parents don't get along
- 513. Interpersonal difficulties of R's sibling(s), sibling(s)-in-law, e.g., marriage problems of R's brother
- 519. Interpersonal difficulties of someone other than R (or spouse) and persons codable in 511-513

DISRUPTION OR TERMINATION OF RELATIONSHIP

(NOTE. Disruptions or terminations due to death or illness are coded under VI and VII)

- 520. Physical separation from spouse. when my husband and I were apart; when I (he) was away in the service; away from wife; if separation due to marital discord, code 523; if NA whether 520 or 523, code 523)
- 521. Physical separation from child(ren). child(ren) were living in foster home, R divorced, separated from wife and children; when children grew up, married, left home (if separation due to discord or troubles with child(ren), code 525; if NA whether 521 or 525, code 521)
- 522. Physical separation from someone close to R, other than spouse or children; when my mother and I were separated, when my fiancé(e) and I were apart, etc.
- 523. Marital separation. separation from spouse due to marital discord; legal separation for any reason; husband left me; got a separation
- 524. Divorce. when I was divorced (if NA whether 523 or 524, code 523)
- 525. Separation from child(ren) due to troubles or discord; child(ren) ran away, left home after disagreement, argument, etc.
- 526. Breakup with friend(s) of opposite sex. broken engagement, breakup of someone dated (steadily); girlfriend left me
- 527. Breakup with friend(s) of same sex as R or NA sex

PRELIMINARY MENTAL HEALTH RECODES (Continued)

- 529. Disruption or termination of relationship not included above
- 531. Disruption or termination of love relationship of R's child(ren), step-child(ren), child(ren)-in-law
- 532. Disruption or termination of love relationship of R's Parents (s), step-parent(s), parent(s)-in-law

- 533. Disruption or termination of love relationship of R's sibling(s), step-sibling(s), sibling(s)-in-law
- 539. Disruption or termination of love relationship of someone other than R (or spouse) and persons codable in 531-533

GAIN OF HOUSEHOLD OR FAMILY MEMBER(S)

- 540. Birth of (unwanted) child(ren); took on responsibility for raising (additional) child
- 541. Parent(s) or parent(s)-in-law moved in with R
- 542. Other relative(s) or family member(s) moved in with R
- 549. Other gain of household or family member
- 559. Gain of household member by someone other than R (or spouse)
- 599. Other interpersonal matters

VI DEATH OF SOME ONE CLOSE

- 600. Death of someone close -- NA who. e.g. a death (see also 15)
- 610. Death of family member -- NA which one
- 611. Widowed. death of spouse
- 612. Death of child(ren), stepchild(ren)
- 613. Death of unborn child. stillbirth, miscarriage (abortion is coded in Section VII, with category depending on specific circumstances)
- 614. Death of Parent(s), stepparent(s), parent(s)-in-law
- 615. Death of Grandparent(s)
- 616. Death of Sibling(s) step-sibling(s)
- 619. Death of Other specific relative(s) or family member(s), including combinations of 611-616
- 620. Death of close friend or neighbor
- 630. Death of pet
- 649. Other death of someone close to R (or R's spouse)
- 659. Death of someone close affecting person other than R (or spouse)

VII PHYSICAL HEALTH OR INJURY

- 700. Poor Health or sickness of R -- not further specified or NA whether 701, 702, or 703
- 701. Serious Physical illness of R. major operation, tuberculosis, cancer, heart disease (attack), kidney disease, etc.; any hospitalization for physical illness
- 702. Chronic condition or disability of R (if clearly from accident or injury, code 703). high blood pressure, arthritis, asthma, diabetes, etc.
- 703. frequent Minor illness of R. influenza, physical aches, headaches, bad back, hemorrhoids, minor operation, etc.
- 704. Serious accident or injury to R. auto accident, fall, burn, back injury, broken neck, etc.
- 705. Accident or injury to R -- not further specified or NA whether 704
- 709. Other health-related problems of R
- 710. Physical illness of R's spouse
- 711. Accident or injury of R's spouse
- 719. Other health-related problems of R's spouse
- 720. Physical illness of R's child(ren), stepchild(ren)
- 721. Accident or injury of R's child(ren), stepchild(ren)
- 729. Other health-related problems of R's child(ren), stepchild(ren)
- 730. Physical illness of R's Parent(s), stepparent(s), parent(s)-in-law
- 731. Accident or injury of R's Parent(s), stepparent(s), parent(s)-in-law
- 739. Other health-related problems of R's Parent(s), stepparent(s), parent(s)-in-law
- 749. Health-related problems of someone other than R or persons codable in

PRELIMINARY MENTAL HEALTH RECODES (Continued)

VIII MENTAL HEALTH OR ADJUSTMENT

- 800. Personal or adjustment problems -- general. not further specified
- 801. Tired all the time. can't seem to do things; hard for me to keep up with things
- 802. Neurotic problem; fears, phobias; nervousness, worried anxiety
- 803. Mood Disturbances. unhappiness, depression, hopelessness, boredom, ennui

- 804. Self-doubt, confusion regarding self-identity, insecurity
- 805. Indecision, aimlessness, loss of direction
- 806. Substance abuse problems. alcohol, drugs, etc
- 807. Onset or recurrence of mental illness. was in an institution; mental disturbance, psychotic episode, nervous breakdown
- 809. Other specific psychological disturbances
- 810. Mental illness or adjustment problems of R's spouse
- 811. Mental illness or adjustment problems of R's child(ren), stepchild(ren), child(ren)-in-law
- 812. Mental illness or adjustment problems of R's Parent(s), stepparent(s), parent(s)-in-law
- 813. Mental illness or adjustment problems of R's Sibling(s) step-sibling(s), sibling(s)-in-law
- 819. Psychological disturbances or adjustment problems of someone other than R and persons codable in 810-813
- 997. Other
- 998. DK, Can't remember
- 999. NA
- BK INAP. No anticipated nervous breakdown, no second mention.

BRKDTIME (Col. 2818) and MNILTIME (Col. 2845)

- 1. R indicates that conditions causing nervous breakdown are presently salient for him
- 2. R indicates that conditions causing nervous breakdown were only in the past and do not presently affect R (not clear how far in past)
- 3. R indicates that conditions causing nervous breakdown were more than 5 years in the past and do not presently affect R
- 4. R indicates that conditions causing nervous breakdown were less than in the past and do not presently affect R (codes 3 and 4 were NOT used in 1957 & 1976 and could be collapsed into code 2)
- 9. NA whether conditions causing nervous breakdown are of past or present concern.
- BK R says no breakdown

BRKDDUR (Col. 2819) and MNILDUR (Col. 2846)

Long-term

- 1. Long-term reaction (severe) -- extensive period mentioned in which R elaborates on a severe nervous feeling state. for months, I cried almost all the time
- 2. Long-term reaction (no very severe) -- extensive period mentioned in which R elaborates a minor nervous feeling state. In have felt blue every so often during the past ten years.
- 3. Long-term reaction (severity NA) -- extensive period mentioned in which R does not give enough elaborations to allow coder to code 1 or 2.. I've been overworking for years.

Short-term

- 4. Short-term reaction (severe) -- a short period mentioned in which R elaborates on a severe nervous feeling state. I was in a state of shock the week after my parents died.
- 5. Short-term reaction (not very severe) -- A short period mentioned in which R elaborates a minor nervous feeling state. When we had tornado warnings, I was a little concerned
- 6. Short-term reaction (severity NA). -- a short period mentioned in which R does not give enough elaboration to allow coder to code 4 or 5. when my mother died, I was upset.

PRELIMINARY MENTAL HEALTH RECODES (Continued)

NA Duration

- 7. Severe reaction, NA how long.
- 8. Not very severe reaction, NA how long.
- 9. NA severity and Length
- BK R said no breakdown.

MNTLAS1-2 (Cols. 2733-2736) and BRKDAS1-2 (Cols. 2759-2762)

1. Psychoses, generally (not distinguished as 2 or 3)
2. Violent psychoses
3. Nonviolent psychoses
4. Neurasthenic neuroses
5. Neuroses (other than 4), emotional disturbances
6. Nervous breakdowns
7. Nerves, nervousness (when not clearly 5 or 6)
8. Mental deficiency
9. Psychopathic personalities
10. Some code of 1-13 is used but part of answer is unclassifiable
11. Other non-psychotic disorders
12. Non-psychotic mental illness, generally
13. Mental illness, generally (not distinguished as psychotic or non-psychotic)
14. Says doesn't know at some point, but answers any way
15. Respondents only answer to entire question is don't know, or the question is entirely unanswered in all dimensions
16. Includes a variety of diagnostic categories

17-22 For BRKDAS1-2 ONLY

17. It is (may be) a forerunner, beginning of mental illness, other than 2
18. It is (may be) a forerunner, beginning of psychosis, insanity
19. It is simply a euphemism for mental illness
20. It refers to temporary mental illness
21. It refers to the acute stage of mental illness
22. It is a vague, ill-defined, unscientific category (including don't know because of impression of term)
99. No answer or no mention of included diagnoses

MNTLIMP1-3 (2737-2745) and BRKDIMP1-3 (Cols. 2763-2771)

101. Psychoses not distinguished as 2 or 3.
102. Violent psychoses.
103. Non-violent psychoses.
104. Neurasthenic neuroses (i.e., the most popular conception of nervous breakdown).
105. Neuroses other than 4.
106. Acute (momentary nerve storms, tensions, or persistent nervousness)
107. Psychotropic personalities; social deviants; exaggerated eccentrics.
108. Simple mental deficiency.
109. Non-psychotic, but otherwise unclassifiable.
110. Can't tell whether psychotic or non-psychotic.
111. Other non-psychotic disorders
112. Some code of 100-110 is used, but part of answer is unclassifiable.
999. Non enough data to make this judgment

PRELIMINARY MENTAL HEALTH RECODES (Continued)

MNTLSYM1-3 (Cols. 2746-2754) and BRKDSYM1-3 (Cols. 2772-2780)

201. Extreme, excessive.
202. Unstable, changeable, capricious.
203. Unpredictable, impulsive, erratic.
204. Unreliable, undependable.
205. Uncontrolled, lacking self-control.

- 206. “Childish., “immature” (i.e., probably means 48/7 or 48/8, but doesn’t say so).
- 207. Irrational, inexplicable, illogical, unreasonable.
- 208. “Incompetent”, lacking responsibility for actions (“legal approach”).
- 210. SOCIALLY deviant behavior, general (DOUBLE CODE WHEN SO STATED).
- 211. PERSONALLY deviant behavior, general (DOUBLE CODE WHEN SO STATED).
- 212. Disordered, abnormal, unspecified.
- 299. No use of general characteristics.

VIOLENCE

- 301. (Violent) sex crimes (SEE ALSO CODE 51/9).
- 302. Homicidal tendencies, impulses.
- 303. Violence against other people, other than 1, 2.
- 304. Suicidal tendencies, impulses.
- 305. Destructiveness, violence against property.
- 306. Violence, general and unspecified.

EXTREME EMOTIONAL EXPRESSIONS

- 307. Noisy, loud, boisterous.
- 308. Temper tantrums, raging, screaming.
- 309. (Senseless, excessive) laughter.
- 310. (Senseless, excessive) weeping.
- 311. Hysterics, general and not classifiable as 8, 9, or 0.
- 399. No mention of symptoms of these types.

APPEARANCE, SPEECH, MANNERISMS

- 401. Peculiar facial expression.
- 402. Peculiarities in posture, walk.
- 403. Neglect of personal appearance.
- 404. Other signs in external appearance.

SPEECH MANNERISMS

- 405. Talking to self.
- 406. Mutism, refusal to talk.
- 407. Too little talking, taciturnity.
- 408. Excessive talking, verbosity.
- 409. Retarded speech.
- 410. Rapid speech.
- 411. Inappropriate, incoherent talk. wild talk
- 412. Other speech disturbances.
- 499. No mention of symptoms of these types.

OTHER BEHAVIORS AND PHYSICALS MANNERISM MANIFESTATIONS

- 501. Tense, jumpy, restless, unable to relax.
- 502. Tremors, trembling, shaking, twitching.
- 503. Stuporous; trance-like states.
- 504. Fainting.
- 505. Wandering, running away;
- 506. Infantile behavior, regression (ONLY WHEN CLEAR-CUT; SEE ALSO CODE 8/6).

PRELIMINARY MENTAL HEALTH RECODES (Continued)

- 507. Specific examples of bizarre (completely uninterpretable) behavior.
- 508. Criminality, delinquency.
- 509. Sexual deviations.
- 510. Drug Addiction. 1996 note. drug abuse
- 511. (Excessive) drinking; alcoholism.
- 512. Specific examples of culturally-exceptional behavior, other than 8-X.
- 599. No mention of symptoms of these types.

IMPAIRMENTS OF HEALTH, PHYSICAL WELL-BEING

- 601. Loss of appetite, weight.
- 602. Insomnia.
- 603. Headaches.
- 604. Dizziness, nausea.
- 605. Digestive disturbances, other than 4.
- 606. Circulatory (cardio-vascular) disturbances and manifestations.
- 607. Respiratory disturbances.
- 608. Other specific psychosomatic reactions.

GENERAL

- 609. (Physical) (chronic) fatigue, exhaustion.
- 610. (Physical malaise; physical weakness, collapse (SEE ALSO CODES 54/X, 54/Y).
- 611. (Physical) malfunctioning of nervous system, vague (DOUBLE-CODE WHEN SO STATED).
- 612. (Psychosomatic) manifestations in physical illness, general and unspecified.
- 699. No mention of symptoms of this type.

DISTORTIONS OF REALITY

- 701. Hallucinations.
- 702. Delusions, other than persecution.
- 703. Delusions of persecution (ONLY WHEN CLEAR-CUT. OTHERWISE CODE 53/4).
- 704. Distrust, suspicion; paranoid, persecutory trends; ideas of reference (SEE ALSO CODES 52/0, 54/3, 54/4, 54/6).
- 705. Hypochondriacal tendencies, preoccupation with own health.
- 706. Disordered imagination, vague and unspecified.
- 707. Clouding of reality.
- 708. (Excessive) fantasizing; withdrawal from, break with reality (WHEN EXTREME, SEE CODES 53/9, 55/8, 56/3).
- 709. Inability to accept, face, adjust to reality, life ("E scapism", Maladjustment")
- 710. Lack of perspective; impaired judgement (SEE ALSO CODE 55/4).
- 711. (Conscious) falsification, lying, misrepresentation (SEE ALSO CODE 55/0).
- 712. Reality distortions, general and unspecified.
- 799. No mention of symptoms of this type

DISORDERED SELF-CONCEPT

- 801. Egocentric, selfish, (excessively) demanding.
- 802. Self-important, boastful, self-assertive.
- 803. Self-righteous; self-justifying, obstinate, stubborn, ("projecting blame").
- 804. Critical, dissatisfied, complaining.
- 805. Self-accusatory, self-blaming, self-punishing, "masochistic".
- 806. Self-pitying, martyred; feelings of rejection.
- 807. Insecure, lack of self-confidence.
- 808. Submissive, dependent, indecisive.
- 809. Self-centered talk.
- 810. Lack of self-insight.
- 811. Functional impairment (SEE ALSO 52/0, 54/Y)
- 812. (Complete) inability to function, when not clearly 52/0.

PRELIMINARY MENTAL HEALTH RECODES (Continued)

- 899. No manifestations of this type mentioned.

MOOD DISTURBANCES

- 901. Outgoing, extroverted, elated.
- 902. Worried, fearful, anxious. (SEE ALSO CODES 53/4, 53/5 54/7)
- 903. Nightmares, disturbing dreams.
- 904. Irritable, excitable, sensitive, easily upset (SEE ALSO 55/5).
- 905. Hostile, aggressive, difficult to get along with. (SEE ALSO 49/8, 55/4).

- 906. Unhappy, depressed.
- 907. Defeated, beaten; surrendering, giving up; (feeling of inadequacy, self-doubt).
- 908. Withdrawn (SEE ALSO 55/0, 55/X).
- 909. Socially ill at ease.
- 910. Secretive, self-concealing (“undoing”, “compensatory”).
- 911. Apathy, indifference, lack of initiative (“disenchantment with life”).
- 912. emotionally inhibited, repressed, inaccessible.
- 999. No symptoms mentioned.

DISORDERED THOUGHT, INTELLECT, COGNITION

- 921. Loss of memory; major disorders of memory (including disorientation) (WHEN CLEAR-CUT; SEE ALSO CODE 56/3).
- 922. Intellectual retardation, lack of comprehension (SEE ALSO CODE 56/3).
- 923. Distracted, absent-minded; forgetful, unable to concentrate.
- 924. Brooding, preoccupied.
- 925. Obsessive, compulsive (“fanatic”).

MNTLOTH (Cols. 2755-2758) and BRKDOTH (Cols. 2781-2784)

- 1001. Mentions having been “insane,” psychotic personally.
- 1002. Mentions own mental illness in 656C, but can’t classify into 1001,1003,1004
- 1003. Mentions being (having been) neurotic personally
- 1004. Mentions having had a nervous breakdown personally (including all such references in Q6)
- 1005. Mentions own emotional disturbance short of mental illness (DO NOT CODE IF 1001-1004 can be coded). sometimes I fell I may be mentally ill myself; I get so mad I’m afraid I’m going crazy; I almost had a nervous breakdown myself; etc.

REFERENCE TO FAMILY, FRIENDS

- 1006. Mentions family members, friends having been “insane”, psychotic. my sister is just coming out after two years (ie, any reference to institutionalization for mental illness is classified here); a friend of mine is in the state hospital, etc.
- 1007. Mentions family members, friends being (having been) mentally ill in 656C, but can’t classify into 1006,1008,1010.
- 1008. Mentions family members, friends being (having been) neurotic.
- 1010. Mentions family members, friends having nervous breakdowns (including any references in Q6.)
- 1011. Mentions emotional disturbances of family members, friends short of mental illness.

DENIAL OF CONTACT, FAMILIARITY

- 1101. Denies personal contact with the “insane”, psychotic. I’ve never seen anyone who was insane, so I don’t know; I’ve never known anyone like that (in context of psychotic symptoms); etc.
- 1102. Denies personal contact with mentally ill in 656C, but can’t classify in to 1101, 1103, 1104. I ain’t seen anyone who was mentally ill; I’ve never been around a mentally ill person to any great extent; I’ve never seen on (in unclassifiable symptom context); etc
- 1103. Denies personal contact with the neurotic. I’ve never run into anyone who was really psychoneurotic; I’ve never know anyone like that (in the context of neurotic symptoms); etc.

PRELIMINARY MENTAL HEALTH RECODES (Continued)

- 1104. Denies personal contact with nervous breakdowns (including any such denial in Q6). I never say anyone with a nervous breakdown; etc.
- 1105. Denies personal contact with MI, not classifiable above.

GENERAL KNOWLEDGE CODES

- 1106. Denies general familiarity with insanity psychosis (DO NOT CODE IF 1 IS CODED). I don’t know much about the subject of insanity; etc.
- 1107. Denies general familiarity with mental illness in 656C, but can’t classify into 7,9,X (1106,1108,1109)
- 1108. Denies general familiarity with neurosis (DO NOT CODE IF 3 IS CODED)

1109. Denies general familiarity with nervous breakdowns, (including any such denial in 656A)
 1110. Denies general familiarity with MI, not classifiable above

MISCELLANEOUS VIEWPOINTS

1201. References to sympathy, pity for the mentally-ill. I'm heart-sick for them; I feel awfully sorry for them; the first thing I would think of is my sorrow for them; it's a pathetic affliction; etc.
1202. References to stigmatizing, avoiding the mentally ill. I'd feel sorry for one, but I'd rather not be around someone like that (code 1 also); etc.
1203. Reference to fear, shock, horror, distress over mental illness; it's worse than other illnesses; it's worse than physical illness; I hope it never happens to me; etc.
1204. Denial of stigmatizing mental illness. its just another type of sickness with no special stigma attached to it. I am more broad-minded than most and don't look at it as a terrible thing; etc.
1205. References to concern for; seriousness, importance of problem of mental illness; I was going to mention this as most serious disease for I fell psychoneurosis is more serious, more of an ignored thing than anything else; its very serious, of course, and there should be as much done as possible to prevent it as well as to help it; I'm awfully interested in the subject to see what can be done for people like this; etc.
1206. References to relativeness of mental health (other than definitions in terms of deviant behavior or references to mental illness being of different degrees). who, after all, is completely sane? Everyone has some sort of neurotic tendencies; a perfectly normal person is very rare; we all have quirks and there is no definite line between those mentally ill and not;; etc
1207. References to (relative) undetectability of mental illness. this illness is almost unnoticeable; its hard to tell that they are mentally sick; there are cases where you are hardly able to detect that he was mentally ill, most cases you can't tell that a person is insane, apart from the criminally insane; until you get to know a person closely any kind of mental illness is hard to detect except by a medical man trained in that line; you have to know them pretty well to know their ways; you'd never suspect it until they crack up unless you have studied in this field to make you recognize such a person; this illness is almost unnoticeable; etc.
1208. References to relative incurability of mental illness; it gives me a shock when I hear the term because I found out it is more or less incurable (code 3 also); I don't think they have a cure for mentally sick people; mental illness is harder to treat than anything else' it means a long slow process for recovery; usually it means that there is very little hope of recovery; etc.
1209. References to mental illness, generally, involving an organic base; it's an illness of the brain; the part of their brain that helps them plan ahead has been injured or damaged; mental illness is a sickness, a disease, not something that happens from over-exertion like a nervous breakdown; etc.
1210. References to mental illness, generally, excluding illnesses with an organic basis; a whole range of symptomatic behavior where there is no identifiable organic cause are included in the term; etc.
1211. Use of colloquial terms "crazy, bonkers, nuts, looney"
1212. Indicates knowledge that it is not socially desirable to stigmatize mentally ill (I shouldn't feel this way, but...; thank goodness people are not more accepting of mental illness)
1213. References to other people, or most people, stigmatizing mentally ill
1214. They need help, they should be helped, etc.

ETHNICITY RECODE (Qs. 1173-1176; Cols. 4979-4996)

Intent of Recode

The ethnicity data, as originally collected, represent responses to two separate questions. One set of columns was used if the respondent was able to name one country of ancestral origin, and a different set was used if the respondent named more than one and chose one of them. If the respondent named more than one but was unable to choose between them, no summary ancestral origin was assigned. The question was recoded for two reasons: the data format was potentially cumbersome, and it was anticipated that some users would be interested in summary ancestral identification regardless of the method used to obtain that information. Therefore, summary ancestry and method of response were recoded as two separate variables. The first two columns (cols. 4979-4980)

contain country of ancestry if provided, the next six columns the first (cols. 4981-4982), second (cols. 4983-4984), and third (cols. 4985-4986) ethnicity mentioned (if any mention) and the ninth column (col. 4987) describes the conditions under which ancestry was given; i.e., volunteered as a first choice, given in response to a forced choice question, or not provided at all. Spouse's ethnicity is coded in a similar fashion.

Method of Recode

If only one country was provided as the country of ancestry, that country was listed as summary ethnicity in the first two columns, and the method of response, "names only one country," was coded as 1 in the third column. If the respondent named more than one country, he was asked to choose between them. The country chosen was considered the ethnicity, and the method of response, "names two or more countries and chooses one," was coded as 2. If more than one country was named and the respondent was unable to choose between them, no country was assigned as summary ethnicity, and "names two or more countries but can't choose" was coded as 3. If the respondent was unable to list any countries, no summary ethnicity was assigned and the method of response, "unable to name countries," was coded as 4.

Original Question

876. From what countries or part of the world did your ancestors come?

IF SINGLE COUNTRY IS NAMED, REFER TO NATIONAL CODES BELOW, AND
ENTER CODE NUMBER IN BOXES: . . .

|_____|

IF MORE THAN ONE COUNTRY IS NAMED, REFER TO NATIONAL CODES BELOW,
CODE UP TO 3 RESPONSES AND THEN ASK A . . .

FIRST MENTION |_____|

SECOND MENTION |_____|

THIRD MENTION |_____|

ETHNICITY RECODE (Continued)

- A. IF MORE THAN ONE COUNTRY NAMED: Which one of these countries do you feel closer to?

IF ONE COUNTRY NAMED, REFER TO CODES BELOW,
AND ENTER CODE NUMBER IN BOX:

--	--

IF CAN'T DECIDE ON ONE COUNTRY, ENTER CODE 88.

NATIONAL CODES

Africa.....01	Philippines.....20
Austria.....02	Poland.....21
Canada (French).....03	Puerto Rico.....22
Canada (Other).....04	Russia (USSR).....23
China.....05	Scotland.....24
Czechoslovakia.....06	Spain.....25
Denmark.....07	Sweden.....26
England and Wales.....08	Switzerland.....27
Finland.....09	Other (SPECIFY).....29
France.....10	
Germany.....11	American Indian.....30
Greece.....12	India.....31
Hungary.....13	Portugal.....32
Ireland.....14	Lithuania.....33
Italy.....15	Yugoslavia.....34
Japan.....16	Rumania.....35
Mexico.....17	Belgium.....36
Netherlands (Dutch/Holland).....18	MORE THAN ONE COUNTRY/CAN'T
Norway.....19	DECIDE ON ONE.....88
	DON'T KNOW.....98

HISPANIC RECODE
(Q. 1178; Cols. 5000-5001)

Intent of Recode

This variable combines two questions intended to address the Hispanic-ethnic heritage of all survey respondents. In line with the 2000 Census, this question was asked before the race questions to reduce the number of respondents replying "Hispanic" to their race.

Method of Recode

The filter question was asked of all respondents. Respondents who answered "no" to the filter question were automatically coded 1 on HISPANIC. Respondents who answered "yes" to the filter were given a hand card and asked the follow-up question (Q. 1178A). The hand card offered four options: 1) Mexican, Mexican American, Chicano/Chicana; 2) Puerto Rican; 3) Cuban; 4) Other Hispanic, please specify. Closed responses were coded accordingly. Open responses were tallied and appear in the final variable.

To reconcile inconsistencies of response and to give further information, HISPANIC was checked against race and ethnicity variables. If an ethnicity variable provided more information than the questions here, HISPANIC was updated accordingly.

Original Question

1178. IF R IS FEMALE, READ LATINA; IF MALE, READ LATINO.
Are you Spanish, Hispanic, or Latino/Latina?

Yes (ASK A)	1
No (GO TO Q. 1179)	2

HISPANIC RECODE (Continued)

A. Which group are you from?

HAND
CARD
HG

Mexican, Mexican American, Chicano/Chicana	1
Puerto Rican	2
Cuban	3
Other _____	4

WORK SCHEDULE RECODE
(Qs. 1182, 1184; Cols. 5016, 5018)

Intent of Recode

This question was included in the questionnaire by the NORC Sampling Department as a check on sample representativeness. Although collected for this purpose, we thought the information might be of interest to some users. Since the original seven-column code was too cumbersome for analytic purposes, the information was recoded, concentrating on the distinction between those working a regular week and those working mainly weekends.

Method of Recode

The work pattern of each respondent who worked full-time (35 hours or more) was examined and the pattern was recoded according to the following categories: a regular Monday through Friday week; a Monday through Friday plus Saturday or Sunday week; mainly weekends; or a week without a set schedule. The punches and marginals for this recode are in Column 5016 for the respondent and in Column 5018 for the spouse.

Original Question

1182. & 1184. What days of the week do you normally work? CODE ALL THAT APPLY.

Monday.....	1
Tuesday.....	2
Wednesday.....	3
Thursday.....	4
Friday.....	5
Saturday.....	6
Sunday.....	7
No set schedule, varies.....	8

VOCABULARY TEST
(Q. 1189A-K; Cols. 5025-5036)

Intent of Recode

A ten-item word test was administered to respondents; as indicated in the previous usage appendix, the ten items were selected from the twenty-item Gallup-Thorndike verbal intelligence Form A. This test, developed by R.L. Thorndike and Irving Lorge for use in survey research, appeared on Gallup surveys of the early 1940's. Reliability coefficients range from .80 to .85.

To minimize the admittedly small possibility that some form of publicity would affect the public's knowledge of the words included in the test, they are not reported here.

Method of Recode

For each of the ten words, there were five words (meanings) from which the respondent could choose. Each answer was scored as correct or incorrect, and the number of correct responses was summed. Respondents who did not attempt the test or who did not attempt a particular item are coded "9", No Answer.

Columns 5025-5036 provide the total number of words correct. Respondents who declined to guess on any of the words were given a score of "99".

Original Question

The original question had ten words appearing in a format identical to that of the example Beast.

ASTROLOGICAL SIGN RECODE
(Q. 1231; Cols. 5354-5355)

Intent of Recode

For users interested in examining astrological properties, birth date was recoded into the twelve signs of the zodiac.

Method of Recode

Birth date was mapped according to the following recode.

<u>Birth Date</u>	<u>Sign</u>
March 21 - April 19	Aries
April 20 - May 20	Taurus
May 21 - June 21	Gemini
June 22 - July 22	Cancer
July 23 - August 22	Leo
August 23 - September 22	Virgo
September 23 - October 23	Libra
October 24 - November 21	Scorpio
November 22 - December 21	Sagittarius
December 22 - January 19	Capricorn
January 20 - February 18	Aquarius
February 19 - March 20	Pisces

Original Question

See Age Recode.

APPENDIX E:

AGE AND COHORT DISTRIBUTIONS
(COLS. 92-93, COLS. 36-37)

Exact Age	(COLS. 92-93) At Time of Interview	(COLS. 36-37) At Time of First Marriage	Exact Age	(COLS. 92-93) At time of Interview	(COLS. 36-37) At Time of First Marriage
(PUNCH)	(N)	(N)	(PUNCH)	(N)	(N)
12	0	4	53	589	3
13	0	36	54	574	6
14	0	103	55	494	8
15	0	268	56	578	3
16	0	818	57	513	2
17	0	1407	58	573	5
18	128	2650	59	522	1
19	597	2788	60	535	4
20	633	2608	61	478	1
21	713	3185	62	504	1
22	739	2196	63	500	2
23	847	1897	64	436	0
24	848	1561	65	495	0
25	936	1406	66	467	0
26	921	924	67	480	0
27	956	814	68	478	1
28	1003	571	69	425	0
29	908	429	70	451	0
30	975	429	71	379	0
31	904	215	72	407	0
32	978	223	73	386	2
33	899	148	74	380	0
34	938	108	75	302	0
35	925	124	76	312	0
36	904	69	77	309	0
37	884	53	78	268	0
38	918	57	79	233	0
39	777	52	80	190	0
40	821	53	81	197	0
41	772	18	82	166	0
42	779	33	83	149	0
43	778	20	84	122	0
44	720	9	85	114	0
45	700	22	86	97	0
46	669	7	87	85	0
47	638	7	88	58	0
48	659	5	89	182	0
49	681	8	98 (Don't know)	1	18
50	593	8	99 (No Answer)	142	181
51	629	3	BK (Never Married, not applicable)	0	15352
52	592	7			

BIRTH AND MARRIAGE COHORT DISTRIBUTIONS
(COLS. 3714-3717, COLS. 3818-3821)²

COHORT			COHORT		
YEAR	Of birth	Of 1st marriage	YEAR	Of birth	Of 1st marriage
1883 or earlier	2	0	1941	600	392
1884	3	0	1942	699	389
1885	7	0	1943	727	353
1886	4	0	1944	746	358
1887	13	0	1945	695	490
1888	10	0	1946	809	564
1889	21	0	1947	966	476
1890	27	0	1948	889	448
1891	27	0	1949	828	400
1892	31	0	1950	897	453
1893	34	0	1951	949	391
1894	61	0	1952	943	372
1895	55	0	1953	964	395
1896	73	0	1954	864	422
1897	72	0	1955	874	427
1898	105	0	1956	901	399
1899	123	0	1957	866	421
1900	130	1	1958	852	417
1901	138	1	1959	763	457
1902	163	1	1960	733	441
1903	173	1	1961	697	432
1904	182	3	1962	634	437
1905	219	3	1963	613	442
1906	207	4	1964	581	579
1907	263	4	1965	524	539
1908	246	7	1966	465	544
1909	330	14	1967	384	544
1910	285	11	1968	442	564
1911	318	14	1969	364	597
1912	348	18	1970	365	651
1913	358	26	1971	268	623
1914	411	31	1972	240	593
1915	404	46	1973	207	518
1916	442	46	1974	192	481
1917	439	74	1975	164	432
1918	467	69	1976	138	398
1919	476	63	1977	130	403
1920	484	100	1978	82	342
1921	514	102	1979	73	362
1922	509	126	1980	46	330
1923	540	124	1981	44	304
1924	552	151	1982	7	288
1925	498	137	1983	0	270
1926	530	168	1984	0	202
1927	544	178	1985	0	207
1928	495	211	1986	0	162
1929	494	213	1987	0	134
1930	497	196	1988	0	117
1931	464	193	1989	0	93
1932	477	210	1990	0	74
1933	447	236	1991	0	44
1934	529	268	1992	0	38
1935	538	286	1993	0	11
1936	543	307	1994	0	2
1937	541	296	9998 (Don't know)	0	0
1938	548	331	9999 (No answer)	144	307
1939	576	354	BK (Never married)	0	15331
1940	577	449			

²Birth cohort and marriage cohort data can be found in COHORT (Cols. 3714-3717) and MARCOHRT (Cols. 3718-3721).

APPENDIX F:

OCCUPATIONAL CLASSIFICATION DISTRIBUTIONS

(Qs. 2, 3, 6, 7, 8, 9, 10; Cols. 15-17, 27-29, 46-48, 55-57, 63-65, 72-74, 80-82)

This appendix contains two five-digit occupational classification. In the first classification, the first three digits are the 1970 U.S. Census occupational codes, and the last two digits are the Hodge-Siegel-Rossi Prestige Scores. In the second classification the first three digits are the 1980 U.S. Census occupational codes and the last two digits are the NORC/GSS prestige scores.

The U.S. Census Bureau has assigned a three-digit number code to each occupational title. A listing of codes pertinent to this study was taken from an index of approximately 23,000 occupational titles. These codes appear under the column headed "Punch, Occupation." For further detail, see U.S. Bureau of the Census, 1970 Census of Population, Alphabetical Index of Industries and Occupations, Washington, U.S. Government Printing Office, 1971; U.S. Bureau of the Census, 1970 Census of Population, Classified Index of Industries and Occupations, Washington, U.S. Government Printing Office, 1971.; 1980 Census of Population, Alphabetical Index of Industries and Occupations, Washington, U.S. Government Printing Office, 1971; and U.S. Bureau of the Census, 1980 Census of Population, Classified Index of Industries and Occupations, Washington, U.S. Government Printing Office, 1981.

The frequencies for each occupational classification are listed in this appendix for the respondent, the respondent's father, and the respondent's spouse.

1970 Occupational Classification	Punch	Prestige Scores	Respon- dent	Columns		
				15-17	63-65	46-48
PROFESSIONAL, TECHNICAL, AND KINDRED WORKERS	Occu- pation			N's	R's Father	R's Spouse
Accountants 159	001		57	228	175	
Architects 13	002		71	29	26	
<u>Computer specialists</u>						
Computer programmers 38	003		51*	73	13	
Computer systems analysts	004	51*	50	13	32	
Computer specialists, n.e.c.	005	51*	30	8	25	
<u>Engineers</u>						
Aeronautical aeronautical						
engineers	006	71	7	35	8	
Chemical engineers 18	010		67	18	27	
Civil engineers 36	011		68	49	80	
Electrical and electronic engineers 52	012		69	63	105	
Industrial engineers 33	013		54	43	40	
Mechanical engineers	014	62	43	90	33	
Metallurgical and materials engineers	015	56	5	6	0	
Mining engineers 3	020		62	2	9	
Petroleum engineers 1	021		67	6	4	
Sales engineers 8	022		51	2	3	
Engineers, n.e.c. 25	023		67	36	33	
Farm management advisers 5	024		54	7	3	
Foresters and conservationists 9	025		54	18	15	
Home management advisers 0	026		54*	2	0	
<u>Lawyers and judges</u>						
Judges 3	030		76*	7	8	
Lawyers 71	031		76	94	94	
<u>Librarians, archivists, and curators</u>						
Librarians 30	032		55	42	0	
Archivists and curators	033	66	4	0	1	
<u>Mathematical specialists</u>						
Actuaries 1	034		55*	1	2	
Mathematicians 2	035		65	1	1	

Statisticians 3	036	55	4	3		
<u>Life and Physical scientists</u>						
Agricultural scientists 4	042	56	5	6		
Atmospheric and space scientists 0	043	68*	2	1		
Biological scientists 11	044	68	15	3		
Chemists 24	045	69	33	45		
Geologists 4	051	67	11	3		
Marine scientists 0	052	68*	0	0		
Physicists and astronomers 6	053	74	2	5		
Life and Physical scientists, n.e.c. Operations and systems researchers and analysts	054	68	1	1	2	
Personnel and labor relation workers	055 056	51* 56	10 74	4 28	6 5	2
<u>Physicians, dentists, and related practitioners</u>						
Chiropractors	061	60	7	9	7	
Dentists	062	74	27	40	1	4
Optometrists	063	62	7	8	6	
Pharmacists	064	61	23	37	19	
Physicians, including osteopaths	065	82	53	112	49	
Podiatrists	071	37	1	3	0	
Veterinarians	072	60	7	12	1	
Health practitioners, n.e.c.	073	51*	3	2	0	
<u>Nurses, dieticians, and therapists</u>						
Dieticians	074	52	16	1	14	
Registered nurses	075	62	370	2	207	
Therapists	076	37	51	4	38	
Columns						
			Punch	15-17	63-65	46-48
1970 Occupational Classification						
			N's			
	Occu- pation	Prestige Scores	Respon- dent	R's Father	R's Spouse	
<u>Health technologists and technicians</u>						
Clinical laboratory technologists and technicians	080	61*	76	4	28	
Dental hygienists	081	61	15	1	7	
Health record technologists and technicians	082	61*	7	0	3	
Radiologic technologists and technicians	083			61*	27	2
Therapy assistants	084			37	2	0
Health technologists and technicians, n.e.c.	085			47	49	4
<u>Religious workers</u>						
Clergymen	086			69	56	1
Religious workers, n.e.c.	090			56	13	8
<u>Social scientists</u>						
Economists	091			57	34	8
Political scientists	092			66*	0	0
Psychologists	093			71	22	8

Sociologists	094	66	2	2	
1					
Urban and regional planners	095	66*	4	2	
2					
Social scientists, n.e.c.	096	66	4	0	
1					
<u>Social and recreation workers</u>					
Social workers	100	52	118	2	0
57					
Recreation workers	101	49	22	6	
4					
<u>Teachers, college and university</u>					
Agriculture teachers	102	78	3	6	2
Atmospheric, earth, marine, and space teachers	103	78	0	0	0
Biology teachers	104	78	4	7	4
Chemistry teachers	105	78	5	7	3
Physics teachers	110	78	5	2	0
Engineering teachers	111	78	2	1	3
Mathematics teachers	112	78	8	4	5
Health specialists teachers	113	78	22	0	6
Psychology teachers	114	78	4	7	2
Business and commerce teachers	115	78	8	6	5
Economics teachers	116	78	7	3	5
History teachers	120	78	4	6	4
Sociology teachers	121	78	2	2	1
Social science teachers, n.e.c.	122	78	7	1	4
Art, drama, and music teachers	123	78	17	4	7
Coaches and physical education teachers	124	78	8	6	8
Education teachers	125	78	5	1	4
English teachers	126	78	14	4	8
Foreign language teachers	130	78	10	4	5
Home economics teachers	131	78	3	0	0
Law teachers	132	78	1	0	0
Theology teachers	133	78	0	2	1
Trade, industrial, and technical teachers	134	78	8	3	2
Miscellaneous teachers, college and university	135	78	9	7	2
Teachers, college and university, subject not specified	140	78	20	11	15
<u>Teachers, except college and university</u>					
Adult education teachers	141	43*	27	4	11
Elementary school teachers	142	60	525	44	307
Pre-kindergarten and kindergarten teachers	143	60*	58	1	49
Secondary school teachers	144	63	322	74	165
Teachers, except college and university, n.e.c.	145	43	92	10	56

1970 Occupational Classification	Punch	Columns			
		15-17	63-65	46-48	
		N's			
	Occu- pation	Prestige Scores	Respon- dent	R's Father	R's Spouse
<u>Engineering and science technicians</u>					
Agriculture and biological technicians, except health	150	47*	10	4	4
Chemical technicians	151	47*	18	15	18
Draftsmen	152	56	50	48	39
Electrical and electronic engineering technicians	153	47*	82	29	38
Industrial engineering technicians	154	47*	10	5	4
Mechanical engineering technicians	155	47*	5	5	2
Mathematical technicians	156	47*	0	3	0
Surveyors	161	53	13	12	8
Engineering and science technicians, n.e.c.	162	7	54	17	30
<u>Technicians, except health, engineering, and science</u>					
Airplane pilots	163	70	11	11	12
Air traffic controllers	164	43*	6	4	4
Embalmers	165	52	0	1	0
Flight engineers	170	47*	0	3	1
Radio operators	171	43	8	0	4
Tool programmers, numerical control Technicians, n.e.c.	172	47*	0	0	1
Technicians, n.e.c.	173	47	26	6	17
Vocational and educational counselors	174	51	37	6	20
<u>Writers, artists, and entertainers</u>					
Actors	175	55	8	2	3
Athletes and kindred workers	180	51	19	11	15
Authors	181	60	10	0	5
Dancers	182	38	6	2	4
Designers	183	58	38	20	20
Editors and reporters	184	51	52	31	27
Musicians and composers	185	46	41	22	22
Painters and sculptors	190	56	61	18	23
Photographers	191	41	27	14	12
Public relations men and publicity writers	192	57	45	10	17
Radio and television announcers	193	51	8	4	4
Writers, artists, and entertainers, n.e.c.	194	51*	32	14	13
Research workers, not specified	195	51	28	10	12
Professional, technical, and kindred workers--allocated	196	51*	0	0	0
MANAGERS AND ADMINISTRATORS, EXCEPT FARM					
Assessors, controllers, and treasurers, local public administration	201	61*	15	7	10
Bank officers and financial managers	202	72	137	91	84
Buyers and shippers, farm products	203	41	4	28	6
Buyers, wholesale and retail trade	205	50	40	23	27
Credit Men	210	49	21	9	19
Funeral directors	211	52*	15	9	12
Health administrators	212	61*	45	13	20
Construction inspectors, public administration	213	41	8	5	8
Inspectors, except construction, public administration	215	41	36	31	31
Managers and superintendents, building	216	38	47	25	26
Office managers, n.e.c.	220	50*	143	40	77
Officers, pilots, and pursers; ship	221	60	6	29	6
Officials and administrators; public administration, n.e.c.	222	61	113	98	56
Officials of lodges, societies, and unions	223	58	8	20	19
Postmasters and mail superintendents	224	58	13	24	6
Purchasing agents and buyers, n.e.c.	225	48	47	46	41
Railroad conductors	226	41	16	54	10
Restaurant, cafeteria and bar managers	230	39	170	107	79

1970 Occupational Classification	Punch	Columns			
		15-17	63-65	46-48	
		N's			
	Occupation	Prestige Scores	Respondent	R's Father	R's Spouse
Sales managers and department heads, retail trade	231	50	140	81	100
Sales managers, except retail trade	233	50*	89	78	56
School administrators, college	235	61*	25	10	14
School administrators, elementary and secondary	240	60*	70	54	52
Managers and administrators, n.e.c.	245	50	1418	2248	1067
Managers and administrators, except farm--allocated	246	50*	0	0	0
SALES WORKERS					
Advertising agents and salesmen	260	42	24	15	11
Auctioneers	261	32	2	1	2
Demonstrators	262	28	14	0	7
Hucksters and peddlers	264	18	53	35	25
Insurance agents, brokers, and underwriters	265	47	139	152	106
Newsboys	266	15	11	8	4
Real estate agents and brokers	270	44	117	99	75
Stocks and bonds salesmen	271	51	28	23	14
<u>Salesmen and sales clerks, n.e.c.</u>	280	34	884	530	564
Sales representatives, manufacturing industries	281	49	19	19	8
Sales representatives, wholesale trade	282	40	12	16	8
Sales clerks, retail trade	283	29	47	11	40
Salesmen, retail trade	284	29	11	11	7
Salesmen of services and construction	285	34*	7	2	2
5 Sales workers--allocated	296	34*	0	0	0
CLERICAL AND KINDRED WORKERS					
Bank tellers	301	50	83	6	69
Billings clerks	303	45	46	2	36
Bookkeepers	305	48	460	56	259
Cashiers	310	31	383	11	168
Clerical assistants, social welfare	311	36*	6	1	2
Clerical supervisors, n.e.c.	312	36*	70	18	32
Collectors, bill and account	313	26	20	2	9
Counter clerks, except food	314	36*	95	9	42
Dispatchers and starters, vehicle	315	34	21	14	16
Enumerators and interviewers	320	36*	14	0	9
Estimators and investigators, n.e.c.	321	36*	107	33	62
Expeditors and production controllers	323	36*	70	36	37
File clerks	325	30	67	3	34
Insurance adjusters, examiners, and investigators	326	48	43	23	31
Library attendants and assistants	330	41	22	0	19
Mail carriers, post office	331	42	66	117	50
Mailhandlers, except post office	332	36*	30	3	10
Messengers and office boys	333	19	24	4	10
Meter readers, utilities	334	36*	10	15	9
<u>Office machine operators</u>					
Bookkeeping and billing machine operators	341	45	31	0	18
Calculating machine operator	342	45	12	0	4
Computer and peripheral equipment operators	343	45	111	6	61
Duplicating machine operators	344	45	4	0	1
Keypunch operators	345	45	69	2	47
Tabulating machine operators	350	45	1	0	3
Office machine operators, n.e.c.	355	45	22	0	11
Payroll and timekeeping clerks	360	41	59	15	25
Postal clerks	361	43	79	74	44
Proofreaders	362	36	12	2	4
Real estate appraisers	363	43	8	7	3

Receptionists	364	39	134	2	84
---------------	-----	----	-----	---	----

1970 Occupational Classification	Columns				
	Punch	15-17	63-65	46-48	
	N's				
	Occupation	Prestige Scores	Respondent	R's Father	R's Spouse
<u>Secretaries</u>					
Secretaries, legal	370	46	76	0	42
Secretaries, medical	371	46	91	0	36
Secretaries, n.e.c.	372	46	1035	7	612
Shipping and receiving clerks	374	29	109	64	51
Statistical clerks	375	36	46	16	18
Stenographers	376	43	45	2	8
Stock clerks and storekeepers	381	23	130	69	87
Teacher aides, except school monitors	382	36	101	0	55
Telegraph messengers	383	30	0	0	1
Telegraph operators	384	44	17	10	10
Telephone operators	385	40	137	1	63
Ticket, station, and express agents	390	35	24	17	16
Typists	391	41	156	1	69
Weighers	392	36	13	7	6
Miscellaneous clerical workers	394	36	322	30	136
Not specified clerical workers	395	36	240	46	134
Clerical and kindred workers--allocated	396	36*	0	0	0
CRAFTSMEN AND KINDRED WORKERS					
Automobile accessories installers	401	47*	1	0	1
Bakers	402	34	38	67	14
Blacksmiths	403	36	6	65	3
Boilermakers	404	31	8	21	4
Bookbinders	405	31	16	7	11
Brickmasons and stonemasons	410	36	52	147	23
Brickmasons and stonemasons, apprentices		411	36	5	4
. 1					
Bulldozer operators	412	33	24	50	32
Cabinetmakers	413	39	17	54	15
Carpenters	415	40	273	630	192
Carpenter apprentices	416	40	9	2	2
Carpet installers	420	47	13	9	17
Cement and concrete finishers	421	32	15	31	15
Compositors and typesetters	422	38	34	47	21
Printing trades apprentices, except pressmen	423	40	0	1	1
Cranemen, derrickmen, and hoistmen	424	39	61	85	37
Decorators and window dressers	425	37	27	9	9
Dental laboratory technicians	426	47	5	6	12
Electricians	430	49	146	200	79
Electrician apprentices	431	41	2	3	0
Electric power linemen and cablemen	433	39	26	31	25
Electrotypers and stereotypers	434	38	0	1	0
Engravers, except photoengravers	435	41	4	6	4
Excavating, grading and road machine operators, except bulldozer	436	33	61	90	52
Floor layers, except tile setters	440	40	3	2	3
Foremen, n.e.c.	441	45	325	696	292
Forgemen and hammermen	442	36	2	10	6
Furniture and wood finishers	443	29	13	17	9
Furriers	444	35	1	4	0
Glaziers	445	26	6	9	9
Heat treaters, annealers, and temperers		446	36	3	5
. 1					
Inspectors, scalars, and graders:lumber	450	31		6 14	4
Inspectors, n.e.c.	452	31	81	80	44
Jewelers and watchmakers	453	37	9	22	14
Job and die setters, metal	454	48	14	20	2
Locomotive engineers	455	51	21	72	14
Locomotive firemen	456	36	2	12	0
Machinists	461	48	113	232	96
Machinist apprentices	462	41	6	2	2
<u>Mechanics and repairmen</u>					
Air cond., heating, and refrigeration	470	37	45	34	30
Aircraft	471	48	36	41	30
Automobile body repairmen	472	37	36	31	24
Automobile mechanics	473	37	165	270	152
Automobile mechanic apprentices	474	37	0	4	0

Data processing machine repairmen	475	34*	6	3	13
-----------------------------------	-----	-----	---	---	----

1970 Occupational Classification	Punch	Columns			
		15-17	63-65	46-48	
		N's			
	Occupation	Prestige Scores	Respondent	R's Father	R's Spouse
Farm implements	480	33	6	11	7
Heavy equipment mechanics, including diesel	481	33*	144	164	107
Household appliance and accessory installers and mechanics	482	33*	22	28	13
Loom fixers	483	30	2	13	3
Office machines	484	34	12	5	10
Radio and television	485	35	16	20	18
Railroad and car shop	486	37	10	87	9
Mechanic, except auto, apprentices	491	41	1	3	1
Miscellaneous mechanics and repairmen	492	35	103	90	61
Not specified mechanics and repairmen	495	35	21	28	15
Millers; grain, flour, and feed	501	25	1	10	1
Millwrights	502	40	26	50	21
Molders, metal	503	39	9	38	10
Molder, apprentices	504	39	0	0	0
Motion picture projectionists	505	34	4	5	1
Opticians, and lens grinders and polishers	506	51	8	4	1
Painters, construction and maintenance	510	30	99	179	59
Painter apprentices	511	30	1	0	1
Paperhangers	512	24	2	8	3
Pattern and model makers, except paper	514	39	8	13	2
Photoengravers and lithographers	515	40	10	14	11
Piano and organ tuners and repairmen	516	32	4	4	1
Plasterers	520	33	6	26	4
Plasterer apprentices	521	33	0	0	0
Plumber and pipe fitters	522	41	90	173	69
Plumber and pipe fitter apprentices	523	41	5	9	6
Power station operators	525	39	4	11	6
Pressmen and plate printers, printing	530	40	41	41	28
Pressmen apprentices	531	40	0	1	1
Rollers and finishers, metal	533	36	6	15	5
Roofers and slaters	534	31	25	33	20
Sheetmetal workers and tinsmiths	535	37	42	53	26
Sheetmetal apprentices	536	37	0	0	2
Shipfitters	540	36	2	5	0
Shoe repairmen	542	33	5	30	2
Sign painters and letterers	543	30	3	8	4
Stationary engineers	545	35	33	82	19
Stone cutters and stone carvers	546	33	1	5	1
Structural metal craftsmen	550	36	26	28	23
Tailors	551	41	22	68	14
Telephone installers and repairmen	552	39	42	35	34
Telephone linemen and splicers	554	39	20	14	14
Tile setters	560	36	7	11	5
Tool and die makers	561	42	39	82	24
Tool and die maker apprentices	562	41	2	0	0
Upholsterers	563	30	20	24	17
Specified craft apprentices, n.e.c.	571	41	0	1	0
Not specified apprentices	572	41	2	0	0
Craftsmen and kindred workers, n.e.c.		575	47	9	33
. 16					
Former members of the Armed Forces	580	47*	46	104	27
Craftsmen and kindred workers--allocated		586	47*	0	0
. 0					
Current members of the Armed Forces	590a	47*	165	191	150
OPERATIVES, EXCEPT TRANSPORT					
Asbestos and insulation workers	601	28	5	2	6
Assemblers	602	27	321	145	177
Blasters and powdermen	603	32	2	5	0
Bottling and canning operatives	604	23	15	9	9
Chainmen, roadmen, and axmen; surveying		605	39	2	0
. 0					
Checkers, examiners, and inspectors;					
. manufacturing	610	36	162	71	104
Clothing ironers and pressers	611	18	51	10	27
Cutting operatives, n.e.c.	612	26	73	51	40

Dressmakers and seamstresses,not factory	613	32	53	3	15
--	-----	----	----	---	----

^aThe code for current members of the Armed Forces, not normally included in the U.S. Census definition of the civilian population labor force.

1970 Occupational Classification	Punch	Columns			
		15-17	63-65	46-48	
		N's			
	Occupation	Prestige Scores	Respondent	R's Father	R's Spouse
Drillers, earth	614	27	11	35	13
Dry wall installers and lathers	615	27	19	11	10
Dyers	620	25	4	9	2
Filers, polishers, sanders, and buffers	621	19	30	37	18
Furnacemen, smeltermen, and pourers	622	33	20	47	13
Garage workers and gas station attendants	623	22	55	21	17
Graders and sorters, manufacturing	624	33	13	5	10
Produce graders and packers, except factory and farm	625	19	13	5	7
Heaters, metal	626	33	3	3	2
Laundry and dry cleaning operatives, n.e.c.	630	18	80	32	34
Meat cutters and butchers, except manufacturing	631	32	33	71	26
Meat cutters and butchers, manufacturing	633	28	38	41	25
Meat wrappers, retail trade	634	19	6	1	10
Metal platers	635	29	9	7	2
Milliners	636	33	5	1	3
Mine operatives, n.e.c.	640	26	99	573	80
Mixing operatives	641	29	15	22	14
Oilers and greasers, except auto	642	24	6	7	2
Packers and wrappers, n.e.c.	643	19	180	43	87
Painters, manufactured articles	644	29	29	24	16
Photographic process workers	645	36	18	3	12
<u>Precision machine operatives</u>					
Drill press operatives	650	29	26	14	9
Grinding machine operatives	651	29	24	28	23
Lathe and milling machine operatives	652	29	31	28	18
Precision machine operatives, n.e.c.	653	29*	19	14	7
Punch and stamping press operatives	656	29	52	26	27
Riveters and fasteners	660	29	8	9	9
Sailors and deckhands	661	34	7	22	4
Sawyers	662	28	16	53	16
Sewers and stitchers	663	25	356	22	202
Shoemaking machine operatives	664	32*	13	17	11
Solderers	665	29	14	2	5
Stationary firemen	666	33	17	72	11
<u>Textile operatives</u>					
Carding, lapping, and combing operatives	670	29	2	5	0
Knitters, loopers, and toppers	671	29	18	3	9
Spinners, twistors, and winders	672	25	56	18	24
Weavers	673	25	15	14	6
Textile operatives, n.e.c.	674	29	41	37	18
Welders and flame-cutters	680	40	146	200	116
Winding operatives, n.e.c.	681	29	23	6	10
Machine operatives, miscellaneous specified	690	32*	287	229	176
Machine operatives, not specified	692	32*	89	95	60
Miscellaneous operatives	694	32*	139	129	97
Not specified operatives	695	32	118	312	86
Operatives, except transport--allocated	696	32*	0	0	0
TRANSPORT EQUIPMENT OPERATIVES					
Boatmen and canalmen	701	37	1	3	2
Bus drivers	703	32	73	64	52
Conductors and motormen, urban rail transit	704	28	1	23	2
Deliverymen and routemen	705	28	120	201	91
Fork lift and tow motor operatives	706	29	64	53	51
Motormen; mine, factory, logging camp, etc.	710	27	8	15	6
Parking attendants	711	22	3	3	3
Railroad brakemen	712	35	6	27	6
Railroad switchmen	713	33	8	36	14

^aThe code for current members of the Armed Forces, not normally included in the U.S. Census definition of the civilian population labor force.

1970 Occupational Classification	Punch	Columns			
		15-17	63-65	46-48	N's
	Occupation	Prestige Scores	Respondent	R's Father	R's Spouse
Taxicab drivers and chauffeurs	714	22	36	59	18
Truck drivers	715	32	341	548	279
Transport equipment operatives--allocated	726	29	0	0	0
LABORERS, EXCEPT FARM					
Animal caretakers, except farm	740	29	29	3	12
Carpenters' helpers	750	23	13	5	4
Construction laborers, except carpenters' helpers	751	17	189	330	105
Fishermen and oystermen	752	30	9	25	5
Freight and material handlers	753	17	142	144	78
Garbage collectors	754	17	26	34	12
Gardeners and groundkeepers, except farm	755	23	83	101	47
Longshoremen and stevedores	760	24	11	33	7
Lumbermen, raftsmen, and woodchoppers	761	26	27	99	15
Stockhandlers	762	17	105	23	45
Teamsters	763	12	1	15	1
Vehicle washers and equipment cleaners	764	17	19	18	14
Warehousemen, n.e.c.	770	20	42	29	27
Miscellaneous laborers	780	17*	148	323	80
Not specified laborers	785	17	70	228	53
Laborers, except farm--allocated	796	17*	0	0	0
FARMERS AND FARM MANAGERS					
Farmers (owners and tenants)	801	41	412	4032	276
Farm managers	802	44	12	66	7
Farmers and farm managers--allocated	806	41*	0	0	0
FARMERS LABORERS AND FARM FOREMEN					
Farm foremen	821	35	5	32	6
Farm laborers, wage workers	822	18	143	451	77
Farm laborers, unpaid family workers	823	18	11	9	11
Farm service laborers, self-employed	824	27	2	14	1
Farm laborers, farm foremen, and kindred workers--allocated	846	19	0	0	0
SERVICE WORKERS, EXCEPT PRIVATE HOUSEHOLD					
<u>Cleaning service workers</u>					
Chambermaids and maids, except private household	901	14	83	0	21
Cleaners and charwomen	902	12	215	37	77
Janitors and sextons	903	16	256	205	179
<u>Food service workers</u>					
Bartenders	910	20	57	31	22
Busboys	911	22	16	2	2
Cooks, except private household	912	26	319	77	141
Dishwashers	913	22	43	4	14
Food counters and fountain workers	914	15	85	4	38
Waiters	915	20	436	12	188
Food service workers, n.e.c. except private household	916	22	141	3	56
<u>Health service workers</u>					
Dental assistants	921	48	39	0	28
Health aides, except nursing	922	48*	98	6	37
Health trainees	923	36	2	0	0
Midwives	924	23	2	0	1
Nursing aides, orderlies, and attendants	925	36	388	22	175
Practical nurses	926	42	165	1	85
<u>Personal service workers</u>					
Airline stewardesses	931	36	7	0	6
Attendants, recreation and amusement	932	15	33	4	8
Attendants, personal service, n.e.c.	933	14	42	6	15
Baggage porters and bell hops	934	14	5	9	1

1970 Occupational Classification	Punch	Columns							
		15-17	63-65	46-48					
		N's							
	Occu- pation	Prestige Scores	Respon- dent	R's Father	R's Spouse				
Barbers	935	38	21	99	18				
Boarding and lodging housekeepers	940	22	8	2	4				
Bootblacks	941	09	0	2	0				
Child care workers, except private households	942	25	92	0	41				
Elevator operators	943	21	7	7	2				
Hairdressers and cosmetologists	944	33	196	3	111				
Personal service apprentices	945	14*	1	0	0				
Housekeepers, except private households	950	36	51	3	14				
School monitors	952	22*	14	1	6				
Ushers, recreation and amusement	953	15	1	0	1				
Welfare service aides	954	14	17	0	6				
<u>Protective service workers</u>									
Crossing guards and bridge tenders	960	24	16	6	5				
Firemen, fire protection	961	44	49	87	37				
Guards and watchmen	962	22	131	101	70				
Marshals and constables	963	46	2	5	1				
Policemen and detectives	964	48	96	162	69				
Sheriffs and bailiffs	965	55	20	17	10				
Service workers, except private household--allocated	976	25	0	0	0				
PRIVATE HOUSEHOLD WORKERS									
Child care workers, private household	980	23	93	0	37				
Cooks, private household	981	18	12	1	8				
Housekeepers, private household	982	25	116	1	28				
Laundresses, private household	983	18	5	0	0				
Maids and servants, private household	984	18	279	2	77				
Private household workers--allocated	986	18*	0	0	0				
(Not applicable: Unemployed, No father substitute, Not married, Disabled, Retired, No answer, and Don't know)									
	BK	BK	11017	12984	2	0	7	2	0

Columns

Punch 27-29 72-74 55-57 80-82

N's

1980 Census Code	1989 Prestige Scores	Respondent	R's Father	R's Spouse	R's Mother
------------------	----------------------	------------	------------	------------	------------

1980 Census Occupational Category

MANAGERIAL AND PROFESSIONAL SPECIALTY OCCUPATIONS

Executive, Administrative, and Managerial Occupations

Legislators	003	61	0	7	1	1	
Chief Executives and General Admin., Public Admin.	004	70	2	9	1	1	Administrators and Officials, Public
Administration	005	51	77	93	52	15	
Administrators, Protective Service	006	54	9	11	7	0	
Financial Managers	007	59	83	40	38	19	
Personnel and Labor Relations Managers	008	54	22	13	12	7	
Purchasing Managers	009	63	19	13	8	1	
Managers, Marketing, Advertising, and Public Relations	013	59	82	58	53	6	
Administrators, Education and Related Fields	014	64	95	84	58	18	
Managers, Medicine and Health	015	69	72	16	33	20	
Managers, Properties and Real Estate	016	39	71	33	43	10	
Postmasters and Mail Superintendents	017	53	4	17	5	5	
Funeral Directors	018	49	9	13	2	4	
Managers and Administrators, n.e.c.	019	51	1055	1167	657	192	
Accountants and Auditors	023	65	209	147	98	52	
Underwriters	024	48	2	0	1	2	
Other Financial Officers	025	48	113	25	49	29	
Management Analysts	026	61	40	5	12	2	
Personnel, Training, and Labor Relations Specialists	027	43	60	31	48	15	
Purchasing Agents and Buyers, Farm Products	028	42	2	13	4	0	
Buyers, Wholesale and Retail Trade Except Farm Products	029	50	24	13	13	5	
Purchasing Agents and Buyers	033	41	41	35	17	1	
Business and Promotion Agents	034	51	11	0	2	4	
Construction Inspectors	035	47	9	10	4	0	
Inspectors/Compliance Officers, Except Construction	036	50	34	40	27	3	
Management Related Occupations, n.e.c.	037	49	71	9	17	15	

Professional Specialty Occupations

Architects	043	73	31	30	15	0	
Aerospace Engineers	044	72	14	45	14	0	
Metallurgical and Materials Engineers	045	61	3	10	2	0	
Mining Engineers	046	60	1	6	3	0	
Petroleum Engineers	047	66	2	9	1	0	
Chemical Engineers	048	73	13	31	5	1	
Nuclear Engineers	049	63	1	4	3	0	
Civil Engineers	053	69	35	90	23	2	
Agricultural Engineers	054	60	0	1	0	0	
Electrical and Electronic Engineers	055	64	70	132	55	6	
Industrial Engineers	056	62	31	16	27	0	
Mechanical Engineers	057	64	34	87	30	1	
Marine and Naval Architects	058	59	0	3	2	0	
Engineers, n.e.c.	059	71	42	51	21	0	
Surveyors and Mapping Scientists	063	51	4	6	5	0	
Computer Systems Analysts and Scientists	064	74	121	22	58	7	
Operations and Systems Researchers and Analysts	065	53	8	2	7	0	
Actuaries	066	44	2	0	0	0	
Statisticians	067	56	2	2	1	0	
Mathematical Scientists, n.e.c.	068	63	0	1	1	1	
Physicists and Astronomers	069	73	2	7	2	0	
Chemists, Except Biochemists	073	73	14	36	13	4	
Atmospheric and Space Scientists	074	63	3	4	1	0	
Geologists and Geodesists	075	70	3	6	4	0	
Physical Scientists, n.e.c.	076	73	5	3	5	0	
Agricultural and Food Scientists	077	58	6	8	6	1	
Biological and Life Scientists	078	73	14	1	7	3	
Forestry and Conservation Scientists	079	55	4	8	4	0	
Medical Scientists	083	64	2	2	6	4	
Physicians	084	86	64	97	45	7	
Dentists	085	72	17	31	11	2	
Veterinarians	086	62	4	12	7	2	
Optometrists	087	67	6	6	4	0	
Podiatrists	088	65	2	3	1	0	
Health Diagnosing Practitioners, n.e.c.	089	50	5	7	5	0	

1980 Census Occupational Category	Columns					
	Punch	27-29	72-74	55-57	80-82	
	1980 Census Code	1989 Prestige Scores	Respon- dent	N's		
			R's Father	R's Spouse	R's Mother	
Registered Nurses	095	66	336	4	157	285
Pharmacists	096	68	20	27	11	6
Dietitians	097	56	17	1	8	20
Inhalation Therapists	098	63	9	1	6	2
Occupational Therapists	099	56	5	0	3	3
Physical Therapists	103	61	17	1	12	4
Speech Therapists	104	61	14	0	5	3
Therapists, n.e.c.	105	62	18	1	3	2
Physicians' Assistants	106	61	8	3	5	4
Earth, Environmental, and Marine Science Teachers	113	74	2	2	0	0
Biological Science Teachers	114	74	4	3	2	0
Chemistry Teachers	115	74	3	5	0	2
Physics Teachers	116	74	2	2	0	0
Natural Science Teachers, n.e.c.	117	74	2	0	2	0
Psychology Teachers	118	74	7	1	1	1
Economics Teachers	119	74	4	3	3	1
History Teachers	123	74	1	3	1	1
Political Science Teachers	124	74	1	2	1	0
Sociology Teachers	125	74	0	2	0	0
Social Science Teachers, n.e.c.	126	74	2	1	1	0
Engineering Teachers	127	74	4	7	0	0
Mathematical Science Teachers	128	74	9	7	4	1
Computer Science Teachers	129	74	2	0	3	0
Medical Science Teachers	133	74	3	2	3	0
Health Specialties Teachers	134	74	8	1	6	3
Business, Commerce, and Marketing Teachers	135	74	4	7	1	0
Agriculture and Forestry Teachers	136	74	2	5	1	0
Art, Drama, and Music Teachers	137	74	15	4	7	2
Physical Education Teachers	138	74	2	2	3	0
Education Teachers	139	74	1	1	3	2
English Teachers	143	74	18	3	5	5
Foreign Language Teachers	144	74	12	3	3	0
Law Teachers	145	74	2	0	2	0
Social Work Teachers	146	74	2	0	0	0
Theology Teachers	147	74	2	5	2	0
Trade and Industrial Teachers	148	74	5	1	2	0
Home Economics Teachers	149	74	2	0	0	0
Teachers, Postsecondary, n.e.c.	153	74	6	9	5	1
Postsecondary Teachers, Subject Not Specified	154	74	19	13	15	3
Teachers, Prekindergarten and Kindergarten	155	55	57	0	35	35
Teachers, Elementary School	156	64	395	67	211	283
Teachers, Secondary School	157	66	169	105	86	81
Teachers, Special Education	158	65	37	0	11	16
Teachers, n.e.c.	159	46	103	26	45	26
Counselors, Educational and Vocational	163	57	45	8	20	9
Librarians	164	54	35	0	22	19
Archivists and Curators	165	52	5	1	4	0
Economists	166	63	26	8	8	0
Psychologists	167	69	35	9	11	6
Sociologists	168	61	0	0	0	0
Social Scientists, n.e.c.	169	65	2	2	1	1
Urban Planners	173	52	2	2	0	1
Social Workers	174	52	143	22	57	44
Recreation Workers	175	38	9	0	2	3
Clergy	176	69	43	131	31	1
Religious Workers, n.e.c.	177	44	11	2	6	6
Lawyers	178	75	98	101	73	4
Judges	179	71	3	3	1	1
Authors	183	63	21	1	4	1
Technical Writers	184	54	18	3	0	1
Designers	185	47	75	22	26	21
Musicians and Composers	186	47	36	16	15	5
Actors and Directors	187	58	25	4	10	3
Painters, Sculptors, Craft-Artists, and Printmakers	188	52	57	15	17	16
Photographers	189	45	21	16	15	2
Dancers	193	53	10	0	1	0
Artists, Performers, and Related Workers, n.e.c.	194	36	14	7	7	4
Editors and Reporters	195	60	43	18	21	12

1980 Census Occupational Category	Columns					
	Punch	27-29	72-74	55-57	80-82	
	1980 Census Code	1989 Prestige Scores	Respon- dent	R's Father	R's Spouse	R's Mother
Public Relations Specialists	197	48	35	11	10	3
Announcers	198	55	8	3	5	1
Athletes	199	65	11	2	2	0
TECHNICAL, SALES, AND ADMINISTRATIVE SUPPORT OCCUPATIONS						
<u>Technicians and Related Support Occupations</u>						
Clinical Laboratory Technologists and Technicians	203	68	49	2	22	10
Dental Hygienists	204	52	15	0	6	6
Health Record Technologists and Technicians	205	52	6	0	4	1
Radiologic Technicians	206	58	23	5	13	8
Licensed Practical Nurses	207	60	116	3	53	103
Health Technologists and Technicians, n.e.c.	208	57	69	4	30	15
Electrical and Electronic Technicians	213	60	80	33	41	1
Industrial Engineering Technicians	214	40	2	4	0	0
Mechanical Engineering Technicians	215	54	2	0	0	0
Engineering Technicians, n.e.c.	216	48	27	15	8	1
Drafting Occupations	217	51	34	41	12	4
Surveying and Mapping Technicians	218	36	5	6	2	0
Biological Technicians	223	32	12	3	2	0
Chemical Technicians	224	38	23	9	12	1
Science Technicians, n.e.c.	225	44	17	9	9	1
Airplane Pilots and Navigators	226	61	23	46	11	0
Air Traffic Controllers	227	65	5	8	3	0
Broadcast Equipment Operators	228	43	7	8	4	0
Computer Programmers	229	61	80	37	47	6
Tool Programmers, Numerical Control	233	48	2	1	1	0
Legal Assistants	234	57	45	3	13	9
Technicians, n.e.c.	235	41	53	23	19	6
<u>Sales Occupations</u>						
Supervisors and Proprietors, Sales Occupations	243	44	433	528	266	127
Insurance Sales Occupations	253	45	94	125	63	11
Real Estate Sales Occupations	254	49	119	60	62	45
Securities and Financial Services Sales Occupations	255	53	42	16	23	1
Advertising and Related Sales Occupations	256	39	21	10	16	2
Sales Occupations, Other Business Services	257	32	48	20	24	4
Sales Engineers	258	53	6	1	1	0
Sales Rep., Mining, Manufacturing, and Wholesale	259	49	155	229	95	18
Sales Workers, Motor Vehicles and Boats	263	34	33	72	14	2
Sales Workers, Apparel	264	30	77	15	36	66
Sales Workers, Shoes	265	28	9	7	10	7
Sales Workers, Furniture and Home Furnishings	266	31	27	20	16	13
Sales Workers, Radio, TV, Hi-Fi, and Appliances	267	31	17	21	9	4
Sales Workers, Hardware and Building Supplies	268	32	22	22	15	3
Sales Workers, Parts	269	30	22	16	11	2
Sales Workers, Other Commodities	274	32	275	81	128	165
Sales Counter Clerks	275	34	39	13	14	10
Cashiers	276	29	403	7	123	182
Street and Door-To-Door Sales Workers	277	22	67	21	21	33
News Vendors	278	19	10	8	3	4
Demonstrators, Promoters and Models, Sales	283	32	10	0	5	2
Auctioneers	284	39	0	0	0	0
Sales Support Occupations, n.e.c.	285	36	9	4	7	0
<u>Administrative Support Occupations, Including Clerical</u>						
Supervisors, General Office	303	51	91	17	39	23
Supervisors, Computer Equipment Operators	304	54	12	4	1	2
Supervisors, Financial Records Processing	305	52	8	8	7	5
Chief Communications Operators	306	49	2	0	5	1
Supervisors, Distribution, Scheduling, and Adjusting Clerks	307	42	35	37	22	5
Computer Operators	308	50	43	8	29	6
Peripheral Equipment Operators	309	40	4	0	3	0
Secretaries	313	46	684	11	344	512
Stenographers	314	47	17	2	4	10
Typists	315	40	49	1	26	15
Interviewers	316	49	21	3	7	4

1980 Census Occupational Category	Columns					
	Punch	27-29	72-74	55-57	80-82	
	1980 Census Code	1989 Prestige Scores	Respon- dent	N's		
			R's Father	R's Spouse	R's Mother	
Hotel Clerks	317	32	9	0	1	3
Transportation Ticket and Reservation Agents	318	35	23	9	13	10
Receptionists	319	39	140	2	71	48
Information Clerks, n.e.c.	323	34	4	0	3	0
Classified-Ad Clerks	325	31	2	0	2	1
Correspondence Clerks	326	35	2	0	1	0
Order Clerks	327	31	35	6	11	11
Personnel Clerks, Except Payroll and Timekeeping	328	36	17	5	6	3
Library Clerks	329	29	32	2	10	5
File Clerks	335	36	13	1	5	6
Records Clerks	336	31	25	3	19	6
Bookkeepers, Accounting and Auditing Clerks	337	47	265	41	154	188
Payroll and Timekeeping Clerks	338	42	31	6	11	14
Billing Clerks	339	31	40	0	23	5
Cost and Rate Clerks	343	28	6	4	5	1
Billing, Posting, and Calculating Machine Operators	344	35	22	0	9	1
Duplicating Machine Operators	345	35	2	0	0	1
Mail Preparing and Paper Handling Machine Operators	346	36	1	0	0	0
Office Machine Operators, n.e.c.	347	39	6	0	2	0
Telephone Operators	348	40	63	2	17	51
Telegraphers	349	45	1	2	0	0
Communications Equipment Operators, n.e.c.	353	33	1	2	1	0
Postal Clerks, Excluding Mail Carriers	354	42	53	38	22	26
Mail Carriers, Postal Service	355	47	50	100	28	13
Mail Clerks, Excluding Postal Service	356	32	29	7	10	6
Messengers	357	22	20	5	7	0
Dispatchers	359	35	16	16	19	7
Production Coordinators	363	42	21	6	15	1
Traffic, Shipping and Receiving Clerks	364	33	101	40	47	14
Stock and Inventory Clerks	365	27	90	34	36	12
Meter Readers	366	34	6	10	3	0
Weighers, Measurers, and Checkers	368	28	8	8	2	1
Samplers	369	35	0	0	0	0
Expeditors	373	43	22	7	11	3
Material Recording, Scheduling and Distributing Clerks, n.e.c.	374	24	5	0	2	2
Insurance Adjusters, Examiners, and Investigators	375	47	53	13	15	11
Investigators and Adjusters, Except Insurance	376	40	108	8	47	17
Eligibility Clerks, Social Welfare	377	46	7	0	4	1
Bill and Account Collectors	378	24	18	1	9	7
General Office Clerks	379	34	241	39	91	90
Bank Tellers	383	43	64	7	28	44
Proofreaders	384	43	6	0	0	6
Data-Entry Keyers	385	41	80	4	27	21
Statistical Clerks	386	38	8	0	0	3
Teachers' Aides	387	43	57	1	35	44
Administrative Support Occupations, n.e.c.	389	33	106	13	45	18
SERVICE OCCUPATIONS						
<u>Private Household Occupations</u>						
Launderers and Ironers	403	23	4	1	1	20
Cooks, Private Household	404	30	13	2	7	13
Housekeepers and Butlers	405	34	26	1	8	33
Child Care Workers, Private Household	406	29	67	1	23	23
Private Household Cleaners and Servants	407	23	129	4	36	250
<u>Protective Service Occupations</u>						
Supervisors, Firefighting and Fire Prevention Occupations	413	60	4	5	2	0
Supervisors, Police and Detectives	414	62	14	16	4	0
Supervisors, Guards	415	38	13	2	8	0
Fire Inspection and Fire Prevention Occupations	416	60	4	5	3	0
Firefighting Occupations	417	53	26	65	13	1
Police and Detectives, Public Service	418	60	74	112	42	6
Sheriffs, Bailiffs, and Other Law Enforcement Officers	423	48	22	13	11	1
Correctional Institution Officers	424	40	30	18	21	0

1980 Census Occupational Category	Columns					
	Punch	27-29	72-74	55-57	80-82	
	1980 Census Code	1989 Prestige Scores	Respon- dent	R's Father	R's Spouse	R's Mother
Crossing Guards	425	32	9	0	5	6
Guards and Police, Excluding Public Service	426	42	79	62	32	15
Protective Service Occupations	427	37	7	1	3	1
<u>Armed Forces³</u>						
Former Member of the Armed Forces	430	49	24	87	17	0
Current Member of the Armed Forces	431	49	64	94	54	1
<u>Service Occupations, Except Protective and Household</u>						
Supervisors, Food Preparation and Service Occupations	433	35	54	11	23	1
Bartenders	434	25	57	18	13	17
Waiters and Waitresses	435	28	251	11	78	187
Cooks, Except Short Order	436	31	204	55	76	192
Short-Order Cooks	437	28	13	0	3	4
Food Counter, Fountain and Related Occupations	438	23	32	1	4	4
Kitchen Workers, Food Preparation	439	24	48	5	11	9
Waiters'/Waitresses' Assistants	443	21	47	6	20	10
Miscellaneous Food Preparation Occupations	444	17	81	6	20	61
Dental Assistants	445	45	24	0	15	14
Health Aids, Except Nursing	446	51	74	3	25	11
Nursing Aides, Orderlies and Attendants	447	42	362	9	108	242
Supervisors, Cleaning and Building Service Workers	448	36	40	19	16	8
Maids and Housemen	449	20	119	7	30	88
Janitors and Cleaners	453	22	293	180	131	89
Elevator Operators	454	28	0	4	2	2
Pest Control Occupations	455	32	9	6	3	0
Supervisors, Personal Service Occupations	456	37	10	3	3	4
Barbers	457	36	9	46	6	1
Hairdressers and Cosmetologists	458	36	145	8	63	100
Attendants, Amusement and Recreation Facilities	459	25	27	5	14	5
Guides	463	29	3	0	4	0
Ushers	464	20	2	0	0	0
Public Transportation Attendants	465	42	13	5	2	4
Baggage Porters and Bellhops	466	27	2	5	4	0
Welfare Service Aides	467	46	16	0	6	4
Child Care Workers, Except Private Household	468	36	143	0	62	76
Personal Service Occupations, n.e.c.	469	25	26	3	11	10
FARMING, FOREST, AND FISHING OCCUPATIONS						
<u>Farm Operators and Managers</u>						
Farmers, Except Horticultural	473	40	157	2013	107	45
Horticultural Specialty Farmers	474	37	8	12	2	0
Managers, Farms, Except Horticultural	475	48	10	56	5	0
Managers, Horticultural Specialty Farms	476	48	6	19	5	1
<u>Farm Occupations, Except Managerial</u>						
Supervisors, Farm Workers	477	44	3	13	0	1
Farm Workers	479	23	78	230	21	63
Marine Life Cultivation Workers	483	31	0	0	0	0
Nursery Workers	484	26	4	6	0	4
<u>Related Agricultural Occupations</u>						
Supervisors, Related Agricultural Occupations	485	36	12	13	3	1
Groundskeepers and Gardeners, Except Farm	486	29	69	68	33	2
Animal Caretakers, Except Farm	487	21	17	7	5	3
Graders and Sorters, Agricultural Products	488	31	5	1	0	1
Inspectors, Agricultural Products	489	49	2	0	0	0
<u>Forestry and Logging Occupations</u>						
Supervisors, Forestry and Logging Workers	494	44	1	5	0	0
Forestry Workers, Except Logging	495	39	3	4	2	0
Timber Cutting and Logging Occupations	496	31	9	49	11	1

³These codes are not part of the 1980 Census Occupational Classification. They are codes used by NORC.

1980 Census Occupational Category	Columns					
	Punch	27-29	72-74	55-57	80-82	
	1980 Census Code	1989 Prestige Scores	Respon- dent	R's Father	R's Spouse	R's Mother
<u>Fishers, Hunters, and Trappers</u>						
Captains and Other Officers, Fishing Vessels	497	43	1	1	2	0
Fishers	498	34	5	25	1	0
Hunters and Trappers	499	23	0	1	0	0
PRECISION PRODUCTION, CRAFT, AND REPAIR OCCUPATIONS						
<u>Mechanics and Repairers</u>						
Supervisors, Mechanics and Repairers	503	50	33	47	23	1
Automobile Mechanics, Except Apprentices	505	40	123	228	72	0
Automobile Mechanic Apprentices	506	34	0	1	0	0
Bus, Truck, and Stationary Engine Mechanics	507	44	41	69	19	0
Aircraft Engine Mechanics	508	53	18	20	15	1
Small Engine Repairers	509	28	3	11	3	0
Automobile Body and Related Repairers	514	31	37	35	12	0
Aircraft Mechanics, Excluding Engine	515	53	15	16	10	0
Heavy Equipment Mechanics	516	45	25	50	14	0
Farm Equipment Mechanics	517	36	3	15	2	0
Industrial Machinery Repairers	518	30	52	109	30	3
Machinery Maintenance Occupations	519	26	3	12	0	0
Electronic Repairers, Communications and Industrial Equipment	523	39	23	33	7	1
Data Processing Equipment Repairers	525	51	11	7	10	0
Household Appliance and Power Tool Repairers	526	38	16	18	5	0
Telephone Line Installers and Repairers	527	41	20	27	6	0
Telephone Installers and Repairers	529	36	18	29	13	1
Misc. Electrical and Electronic Equipment Repairers	533	39	15	12	3	0
Heating, Air Conditioning, and Refrigeration Mechanics	534	42	38	35	18	0
Camera, Watch, and Musical Instrument Repairers	535	35	5	11	3	1
Locksmiths and Safe Repairers	536	39	4	3	4	0
Office Machine Repairers	538	37	7	6	5	0
Mechanical Controls and Valve Repairers	539	36	2	3	3	0
Elevator Installers and Repairers	543	39	3	6	3	0
Millwrights	544	43	8	35	12	1
Specified Mechanics and Repairers, n.e.c.	547	32	25	37	18	0
Not Specified Mechanics and Repairers	549	44	18	30	16	0
<u>Construction Trades</u>						
Supervisors, Brickmasons, Stonemasons, and Title Setters	553	50	1	6	1	0
Supervisors, Carpenters and Related Work	554	50	3	4	3	0
Supervisors, Electricians and Power Transmission Installers	555	50	7	10	5	0
Supervisors, Painters, Paperhangers, and Plasterers	556	50	4	5	2	0
Supervisors, Plumbers, Pipefitters, and Steamfitters	557	50	5	7	5	0
Supervisors, n.e.c.	558	54	63	132	51	0
Brickmasons and Stonemasons, Except Apprentices	563	36	31	83	14	0
Brickmasons and Stonemasons Apprentices	564	26	0	1	2	0
Tile Setters, Hard and Soft	565	31	6	9	4	0
Carpet Installers	566	34	12	18	8	0
Carpenters, Except Apprentices	567	39	167	357	91	1
Carpenter Apprentices	569	29	0	1	0	0
Drywall Installers	573	34	15	13	4	0
Electricians, Except Apprentices	575	51	99	172	68	5
Electrician Apprentices	576	41	7	2	3	0
Electrical Power Installers and Repairers	577	46	18	27	13	0
Painters, Construction and Maintenance	579	34	53	108	29	2
Paperhangers	583	31	6	7	1	2
Plasterers	584	35	2	16	3	0
Plumbers, Pipefitters, and Steamfitters, Except Apprentices	585	45	85	125	54	0
Plumber, Pipefitter, and Steamfitter Apprentices	587	35	2	3	2	0
Concrete and Terrazzo Finishers	588	38	15	17	8	0
Glaziers	589	30	2	5	5	0
Insulation Workers	593	33	6	2	5	0
Paving, Surfacing, and Tamping Equipment Operators	594	33	2	1	3	0
Roofers	595	37	26	23	16	0

1980 Census Occupational Category	Columns					
	Punch	27-29	72-74	55-57	80-82	
	1980 Census Code	1989 Prestige Scores	Respon- dent	N's		
			R's Father	R's Spouse	R's Mother	
Sheetmetal Duct Installers	596	35	5	7	3	0
Structural Metal Workers	597	43	15	39	11	0
Drillers, Earth	598	40	1	7	2	0
Construction Trades, n.e.c.	599	36	16	38	11	0
<u>Extractive Occupations</u>						
Supervisors, Extractive Occupations	613	44	6	19	0	0
Drillers, Oil Well	614	42	4	16	2	0
Explosives Workers	615	38	2	3	0	0
Mining Machine Operators	616	35	8	134	3	1
<u>Precision Production Occupations</u>						
Mining Occupations, n.e.c.	617	29	6	33	1	0
Supervisors, Production Occupations	633	47	154	304	117	33
Tool and Die Makers, Except Apprentices	634	43	21	79	12	0
Tool and Die Maker Apprentices	635	33	0	0	0	0
Precision Assemblers, Metal	636	31	6	10	3	3
Machinists, Except Apprentices	637	47	55	207	46	2
Machinist Apprentices	639	35	1	0	0	0
Boilermakers	643	40	3	14	3	0
Precision Grinders, Fitters, and Tool Sharpeners	644	26	1	2	4	0
Patternmakers and Model Makers, Metal	645	38	1	5	2	0
Lay-Out Workers	646	30	0	2	0	0
Precious Stones and Metals Workers	647	45	9	7	9	2
Engravers, Metal	649	38	1	1	0	0
Sheet Metal Workers, Except Apprentices	653	50	16	35	9	0
Sheet Metal Worker, Apprentices	654	38	0	0	0	0
Miscellaneous Precision Metal Workers	655	36	2	0	1	0
Patternmakers and Model Makers, Wood	656	39	0	1	0	0
Cabinet Makers and Bench Carpenters	657	44	11	13	9	1
Furniture and Wood Finishers	658	39	9	11	8	1
Miscellaneous Precision Woodworkers	659	36	2	3	0	0
Dressmakers	666	36	23	3	19	108
Tailors	667	42	8	28	4	8
Upholsterers	668	35	17	7	8	2
Shoe Repairers	669	36	7	25	0	2
Apparel and Fabric Patternmakers	673	37	2	1	2	0
Miscellaneous Precision Apparel and Fabric Workers	674	34	4	3	3	11
Hand Molders and Shapers, Except Jewelers	675	32	9	10	2	1
Patternmakers, Lay-Out Workers, and Cutters	676	28	5	1	2	1
Optical Goods Workers	677	38	13	4	3	3
Dental Laboratory and Medical Appliance Technicians	678	56	8	6	4	3
Bookbinders	679	32	9	3	4	8
Electrical and Electronic Equipment Assemblers	683	28	35	10	10	34
Miscellaneous Precision Workers, n.e.c.	684	30	3	4	1	1
Butchers and Meat Cutters	686	35	32	76	17	8
Bakers	687	35	29	33	12	12
Food Batchmakers	688	30	6	6	3	6
Inspectors, Testers, and Graders	689	42	17	28	17	7
Adjusters and Calibrators	693	40	3	2	1	0
Water and Sewage Treatment Plant Operators	694	38	8	5	7	0
Power Plant Operators	695	43	6	6	4	0
Stationary Engineers	696	40	13	28	6	1
Miscellaneous Plant and System Operators	699	43	7	14	9	0
OPERATORS, FABRICATORS, AND LABORERS						
<u>Machine Operators, Assemblers, and Inspectors</u>						
Lathe and Turning Machine Set-Up Operators	703	41	7	2	3	0
Lathe and Turning Machine Operators	704	37	8	16	7	0
Milling and Planing Machine Operators	705	32	2	3	1	0
Punching and Stamping Press Machine Operators	706	35	21	9	12	7
Rolling Machine Operators	707	40	1	6	1	0
Drilling and Boring Machine Operators	708	37	10	9	3	2
Grinding, Abrading, Buffing, and Polishing Machine Operators	709	23	18	20	13	2
Forging Machine Operators	713	36	3	6	0	0
Numerical Control Machine Operators	714	40	3	2	0	0

1980 Census Occupational Category	Columns					
	Punch	27-29	72-74	55-57	80-82	
	1980 Census Code	1989 Prestige Scores	Respon- dent	N's		
			R's Father	R's Spouse	R's Mother	
Miscellaneous Metal, Plastic, Stone, and Glass Working Machine Operators	715	29	3	3	2	1
Fabricating Machine Operators, n.e.c.	717	38	5	2	6	7
Molding and Casting Machine Operators	719	34	20	31	19	3
Metal Plating Machine Operators	723	36	6	5	10	0
Heat Treating Equipment Operators	724	40	2	2	0	0
Miscellaneous Metal and Plastic Processing Machine Operators	725	35	1	2	1	0
Wood Lathe, Routing and Planing Machine Operators	726	37	1	1	0	0
Sawing Machine Operators	727	34	20	47	10	1
Shaping and Joining Machine Operators	728	30	1	0	1	0
Nailing and Tacking Machine Operators	729	27	2	0	0	1
Miscellaneous Woodworking Machine Operators	733	22	6	5	1	2
Printing Machine Operators	734	39	48	53	20	4
Photoengravers and Lithographers	735	40	9	8	4	1
Typesetters and Compositors	736	40	11	12	7	4
Miscellaneous Printing Machine Operators	737	37	11	2	7	4
Winding and Twisting Machine Operators	738	30	22	10	10	26
Knitting, Looping, Taping, and Weaving Machine Operators	739	34	14	17	3	24
Textile Cutting Machine Operators	743	28	4	0	2	0
Textile Sewing Machine Operators	744	28	156	15	62	224
Shoe Machine Operators	745	33	17	8	6	24
Pressing Machine Operators	747	29	21	6	10	25
Laundering and Dry Cleaning Machine Operators	748	32	48	25	10	44
Miscellaneous Textile Machine Operators	749	33	16	26	8	18
Cementing and Gluing Machine Operators	753	35	5	1	3	1
Packaging and Filling Machine Operators	754	25	26	16	11	40
Extruding and Forming Machine Operators	755	32	8	4	3	0
Mixing and Blending Machine Operators	756	26	17	21	11	2
Separating, Filtering, and Clarifying Machine Operators	757	30	8	11	5	3
Compressing and Compacting Machine Operators	758	30	2	2	0	0
Painting and Paint Spraying Machine Operators	759	30	25	22	9	3
Roasting and Baking Machine Operators, Food	763	23	0	1	0	0
Washing, Cleaning, and Pickling Machine Operators	764	25	0	1	1	0
Folding Machine Operators	765	28	3	0	2	5
Furnace, Kiln, and Oven Operators, Except Food	766	40	24	60	13	0
Crushing and Grinding Machine Operators	768	31	3	10	2	1
Slicing and Cutting Machine Operators	769	34	19	15	8	7
Motion Picture Projectionists	773	38	2	3	1	1
Photographic Process Machine Operators	774	38	13	1	7	4
Miscellaneous and Not Specified Machine Operators, n.e.c.	777	30	122	100	56	33
Machine Operators, Not Specified	779	33	73	154	43	56
Welders and Cutters	783	42	79	158	48	7
Solderers and Blazers	784	33	13	3	3	6
Assemblers	785	35	189	142	89	153
Hand Cutting and Trimming Occupations	786	26	5	1	2	0
Hand Molding, Casting, and Forming Occupations	787	33	6	3	4	3
Hand Painting, Coating, and Decorating Occupations	789	31	7	7	3	1
Hand Engraving and Printing Occupations	793	42	1	0	2	0
Hand Grinding and Polishing Occupations	794	35	0	0	0	0
Miscellaneous Hand Working Occupations	795	32	10	8	3	0
Production Inspectors, Checkers, and Examiners	796	36	134	57	59	42
Production Testers	797	38	9	6	3	2
Production Samplers and Weighers	798	42	0	0	0	0
Graders and Sorters, Except Agricultural	799	33	8	7	5	13
<u>Transportation and Material Moving Occupations</u>						
Supervisors, Motor Vehicle Operators	803	38	13	13	5	1
Truck Drivers, Heavy	804	30	272	523	166	4
Truck Drivers, Light	805	30	48	52	36	2
Driver-Sales Workers	806	24	29	68	25	3
Bus Drivers	808	32	75	46	44	31
Taxicab Drivers and Chauffeurs	809	28	30	48	12	6
Parking Lot Attendants	813	21	6	2	1	0
Motor Transportation Occupations, n.e.c.	814	25	3	3	1	0

1980 Census Occupational Category	Columns					
	Punch	27-29	72-74	55-57	80-82	
	1980 Census Code	1989 Prestige Scores	Respon- dent	R's Father	R's Spouse	R's Mother
Railroad Conductors and Yardmasters	823	42	14	59	5	0
Locomotive Operating Occupations	824	41	9	51	5	0
Railroad Brake, Signal, and Switch Operators	825	40	4	41	3	0
Rail Vehicle Operators, n.e.c.	826	47	0	6	1	0
Ship Captains and Mates, Except Fishing Boats	828	54	0	9	1	0
Sailors and Deckhands	829	34	2	11	4	0
Marine Engineers	833	43	0	0	0	0
Bridge, Lock and Lighthouse Tenders	834	28	0	1	0	0
Supervisors, Material Moving Equipment Operators	843	45	3	6	5	1
Operating Engineers	844	50	40	68	19	0
Longshore Equipment Operators	845	34	2	4	1	0
Hoist and Winch Operators	848	36	1	4	0	0
Crane and Tower Operators	849	42	11	41	11	1
Excavating and Loading Machine Operators	853	38	10	10	9	0
Grader, Dozer, and Scraper Operators	855	34	6	23	4	0
Industrial Truck and Tractor Equipment Operators	856	35	57	52	35	2
Miscellaneous Material Moving Equipment Operators	859	27	22	25	10	1
<u>Handlers, Equipment Cleaners, Helpers, and Laborers</u>						
Supervisors, Handlers, Equipment Cleaners, and Laborers, n.e.c.	863	27	4	6	2	0
Helpers, Mechanics and Repairers	864	33	2	1	0	0
Helpers, Construction Trades	865	30	3	2	3	0
Helpers, Surveyor	866	38	1	1	0	0
Helpers, Extractive Occupations	867	38	0	0	0	0
Construction Laborers	869	36	184	317	79	3
Production Helpers	873	31	5	4	2	0
Garbage Collectors	875	28	4	18	7	1
Stevedores	876	37	2	18	3	0
Stock Handlers and Baggers	877	23	74	17	32	24
Machine Feeders and Offbearers	878	37	13	1	4	3
Freight, Stock, and Material Handlers, n.e.c.	883	27	73	54	31	0
Garage and Service Station Related Occupations	885	21	21	15	6	1
Vehicle Washers and Equipment Cleaners	887	19	22	14	11	2
Hand Packers and Packagers	888	22	82	20	33	54
Laborers, Except Construction	889	24	179	436	98	125
Don't know	998	BK	0	39	4	10
No answer	999	BK	93	374	102	203
(Not applicable: Unemployed, No father substitute, Not married, Disabled, Retired)	BK	BK	22789	24976	31790	34138

APPENDIX G:

PRESTIGE SCORE AND SOCIOECONOMIC INDEX (SEI) DISTRIBUTIONS
(Qs. 2, 3, 6, 7, 8, 9, 10; Cols. 18-19, 30-31, 49-50, 58-59, 66-67, 75-76, 83-84 and
Qs. 907-909; Cols. 3698-3700, 3701-3703, 3704-3706)

Prestige

The prestige scores assigned to occupations in this study were taken from rating systems developed at NORC in 1963-1965 in a project on occupation prestige directed by Robert W. Hodge, Paul S. Siegel, and Peter H. Rossi and updated on the 1989 GSS. The 1989 update scale was prepared by Robert W. Hodge, Judith Treas, and Keiko Nakao. This concept of prestige is defined as the respondents' estimation of the social standing of occupations. The prestige scores in the Hodge-Siegel-Rossi and GSS studies were generated by asking respondents to estimate the social standing of occupations via a nine-step ladder, printed on cardboard and presented to the respondent.

The boxes on the ladder were numbered 1-9 from bottom to top. In addition, the first, fifth, and ninth boxes were labeled "bottom," "middle," and "top," respectively. The occupational titles were printed on small cards and the occupational prestige ratings were collected by requesting respondents to sort the cards into boxes formed by the rungs of the ladder. [P. 35.]¹

Significance testing between two prestige scores, or among a group of scores, requires knowledge about the standard errors. Since there is a different standard error term for each pair of scores, Siegel has provided a few values which are likely to exceed most actual standard errors. For more detail on standard error, sources of the prestige scores, and the method of translating the respondents' rankings into a standardized metric system, see Siegel, Prestige in the American Occupational Structure.

1970

The prestige score was originally designed for use with the 1960 U.S. Census occupational codes and has been adapted to the 1970 listing as follows:

- 1) If the occupation was a new one assigned to a previously existing subdivision (e.g., Engineers within the major category "Professional, Technical, and Kindred Workers"), it received the prestige score for the general n.e.c.² category of that subdivision.
- 2) If the occupation was grouped with a like occupation in 1960 but divided from it in 1970, both occupations received the same 1960 prestige score.
- 3) If this occupation was completely new to the list and was not assigned to an existing subdivision, it received the prestige score of the n.e.c. category for the major occupational division.

All adaptations are marked with a "*" next to the occupational classifications. (See Appendix F.)

- 4) The craft score was used for apprentices when the craft score was less than 41. If the craft score was greater than 41, the apprentice score of 41 was used.

For an alternative means of assigning prestige codes to 1970 Census categories see Robert M. Hauser and David L. Featherman, The Process of Stratification: Trends and Analysis. New York: Academic Press, 1977.

¹Paul S. Siegel, Prestige in the American Occupational Structure. Unpublished Ph.D. dissertation, Department of Sociology, University of Chicago. March, 1971. (Available from Photoduplication Department, University of Chicago Libraries, Chicago, 60637.)

²Not elsewhere classified.

1980

In 1989 General Social Survey replicated and extended the earlier Hodge-Siegel-Rossi ratings of occupational prestige. The prestige module was designed by the late Robert W. Hodge, Judith Treas and Keiko Nakao in consultation with Smith and Davis. Hodge died in February, 1989 during data collection. A analysis of the data and construction of the NORC/GSS Occupational Prestige Scale was carried out by Nakao and Treas. Their work was supported by NSF. The GSS Board of Overseers Subcommittee on Occupational Prestige provided advice and guidance to both sets of PIs. Committee members included Richard Campbell, Robert Hauser, Patricia Roos, Paul Siegel, Joe Spaeth, and Andrea Tyree.

The occupational prestige module and the NORC/GSS Occupational Prestige Scale are discussed in detail in GSS Methodological Reports No. 69 and 70.³ The NORC/GSS Occupational Prestige scores for the 1980 Census Occupational Classification are given in Appendix H. A machine-readable file that lists prestige score, occupational code, and title of occupational categories is available from ICPSR. A raw data file and SPSS-X control cards that contain the raw prestige ratings that respondents assigned to occupational titles (and not the summary prestige scores for the 1980 Census Occupational Classification) is also available from ICPSR. This file is called "Ratings of Occupational Prestige on the 1989 General Social Survey."

SEI

SEI scores were originally calculated by Otis Dudley Duncan based on NORC's 1947 North-Hatt prestige study and the 1950 U. S. Census. Duncan regressed prestige scores for 45 occupational titles on education and income to produce weights that would predict prestige. This algorithm was then used to calculate SEI scores for all occupational categories employed in the 1950 Census classification of occupations. Similar procedures have been used to produce SEI scores based on later NORC prestige studies and censuses.

The GSS contains two sets of SEI scores. Both used procedures similar to those employed by Duncan. For cases coded according to the 1970 US Census codes there are SEI scores developed by Lloyd V. Temme (See Appendix G). These exist for respondent (DOTPRE), spouse (SPDOTPRE), and father (PADOTPRE). For cases coded according to the 1980 US Census codes there are SEI scores developed by Nakao and Treas as part of the GSS's 1989 occupational prestige study (see above). These exist for respondent (SEI), spouse (SPSEI), and father (PASEI). These scores are discussed in GSS Methodological Report No. 74.⁴

³Nakao, Keiko; Hodge, Robert W.; and Treas, Judith, "On Revising Prestige Scores for All Occupations," GSS Methodological Report No. 69. Chicago: NORC, 1990 and Nakao, Keiko and Treas, Judith, "Computing 1989 Occupational Prestige Scores," GSS Methodological Report No. 70. Chicago: NORC, 1990.

⁴Nakao, Keiko and Treas, Judith, "The 1989 Socioeconomic Index of Occupations: Construction from the 1989 Occupational Prestige Scores," GSS Methodological Report No. 74. Chicago: NORC, 1992.

1970 OCCUPATIONAL PRESTIGE SCORE DISTRIBUTIONS

(COLS. 18-19, 49-50, 66-67)

Prestige Score (Punch)	Cols. 18-19 Respondent's Occupation (N)	Cols. 66-67 Father's Occupation (N)	Cols. 49-50 Spouse's Occupation (N)
9	0	1	0
12	216	52	79
13	0	0	0
14	147	15	43
15	122	16	50
16	256	200	178
17	696	1107	389
18	625	526	257
19	255	86	131
20	536	70	237
21	7	7	2
22	448	198	193
23	337	184	184
24	35	55	17
25	646	73	306
26	547	812	295
27	359	222	207
28	196	322	150
29	585	382	338
30	202	257	124
31	521	164	251
32	1166	1504	816
33	530	569	382
34	971	648	625
35	215	305	141
36	1870	617	939
37	392	522	309
38	109	176	69
39	490	388	306
40	657	956	447
41	880	4455	553
42	298	216	170
43	258	99	130
44	195	266	132
45	625	708	472
46	1245	34	713
47	629	584	466
48	950	597	608
49	212	234	112
50	1913	2479	1388
51	398	223	230
52	156	31	86
53	13	12	8
54	72	60	48

Prestige Score (Punch)	Cols. 18-19 Respondent's Occupation (N)	Cols. 66-67 Father's Occupation (N)	Cols. 49-50 Spouse's Occupation (N)
55	77	24	47
56	203	111	123
57	309	190	193
58	50	48	29
59	0	0	0
60	679	152	425
61	349	172	167
62	421	107	250
63	316	71	162
64	0	0	0
65	1	1	1
66	13	4	5
67	72	69	47
68	69	86	51
69	153	308	117
70	12	11	12
71	59	69	33
72	138	92	80
73	0	0	0
74	29	45	20
75	0	0	0
76	100	102	74
77	0	0	0
78	184	94	98
79	0	0	0
80	0	0	0
81	0	0	0
82	52	112	49
(Not applicable: Unemployed, No father substitute, Not married, Disabled, Re- tired, No answer, and Don't know)	11017	12984	20720

1980 OCCUPATIONAL PRESTIGE SCORE DISTRIBUTIONS

(COLS. 30-31, 58-59, 75-76, 83-84)

Prestige Score (Punch)	Cols. 28-29 Respondent's Occupation (N)	Cols. 75-76 Father's Occupation (N)	Cols. 58-59 Spouse's Occupation (N)	Cols. 83-84 Mother's Occupation (N)
17	81	6	20	61
19	32	22	14	6
20	121	7	30	88
21	91	30	32	14
22	468	231	193	178
23	335	275	107	363
24	279	510	145	146
25	139	46	51	72
26	30	43	19	6
27	193	124	83	14
28	527	138	201	473
29	604	121	206	238
30	678	881	379	162
31	434	237	194	241
32	609	275	278	273
33	352	260	170	152
34	503	434	221	159
35	511	546	262	247
36	804	697	388	355
37	105	93	55	14
38	162	100	78	25
39	510	525	270	67
40	610	2456	333	134
41	217	144	80	28
42	768	541	323	330
43	274	228	176	113
44	543	688	325	136
45	262	331	175	30
46	812	64	406	539
47	730	721	416	287
48	217	140	90	37
49	467	495	259	88
50	215	250	141	15
51	1456	1506	870	254
52	236	48	95	73
53	129	137	75	8
54	161	172	94	29
55	69	11	44	36
56	32	9	16	26
57	159	15	63	33
58	54	17	29	12
59	165	101	93	25
60	322	183	165	122
61	185	109	95	20
62	67	45	41	4
63	79	32	31	5
64	596	372	360	312
65	266	162	116	69
66	507	118	244	366
67	6	6	4	0
68	69	29	33	16
69	185	246	98	29
70	5	15	5	1
71	45	54	22	1
72	31	76	25	2
73	79	108	47	8
74	267	116	134	29
75	98	101	73	4
86	64	97	45	7
(Not applicable: Unemployed, No father/mother substitute, Not married, Disabled, Re- tired, No answer, and Don't know)	22882	25389	31896	34351

APPENDIX H:

INDUSTRIAL CLASSIFICATIONS DISTRIBUTIONS

(Qs. 2, 3, 6, 7, 8, 9, 10; Cols. 24-26, 32-34, 52-54, 60-62, 69-71, 77-79, 86-88)

This appendix contains two three-digit industrial classification. The U.S. Bureau of the Census has assigned a three-digit number code to each occupation. The listing of codes pertinent to this study was taken from an index of approximately 19,000 industry titles. These codes appear under the column headed "Punch, Industry." For further detail, see U.S. Bureau of the Census, 1970 Census of Population, Classified Index of Industries and Occupations, Washington, U.S. Government Printing Office, 1971 and U.S. Bureau of the Census, 1980 Census of Population, Classified Index of Industries and Occupations, Washington, U.S. Government Printing Office, 1981.

1970 INDUSTRIAL CLASSIFICATION	Punch Industry Code	Cols. 24-26 Respondent	Cols. 69-71 N's R's Father	Cols. 52-54 R's Spouse
AGRICULTURE, FORESTRY, AND FISHERIES				
Agricultural production	A(017)	594	4552	391
Agricultural services, except horticultural	018	77	105	44
Horticultural services	019	50	57	43
Forestry	027	24	23	11
Fisheries	028	12	32	4
MINING				
Metal mining	047	56	173	40
Coal mining	048	116	570	114
Crude petroleum and natural gas extractions	049	81	113	74
Nonmetallic mining and quarrying, except fuel	057	23	45	15
CONSTRUCTION				
General building contractors	067	434	875	315
General contractors, except building	068	177	315	144
Special trade contractors	B(069)	647	955	433
Not specified construction	077	82	96	31
MANUFACTURING				
Durable goods				
<u>Lumber and wood products, except furniture</u>				
Logging	107	34	105	27
Sawmills, planing mills, and mill work	108	68	249	44
Miscellaneous wood products	109	31	39	28
Furniture fixtures	118	132	126	72
<u>Stone, clay, and glass products</u>				
Glass and glass products	119	65	74	45
Cement concrete, gypsum, and plaster products	127	34	66	27
Structural clay products	128	16	35	12
Pottery and related products	137	20	27	13
Miscellaneous nonmetallic mineral and stone products	138	27	30	19
<u>Metal industries</u>				
Blast furnaces, steel works, rolling and finishing mills	139	174	429	125
Other primary iron and steel industries	147	85	151	60
Primary aluminum industries	148	41	57	28
Other primary nonferrous industries	149	30	62	20
Cutlery, hand tools, and other hardware	157	45	45	37
Fabricated structural metal products	158	121	110	67
Screw machine products	159	10	15	9
Metal stamping	167	19	21	10
Miscellaneous fabricated metal products	168	104	105	71
Not specified metal industries	169	18	24	13
<u>Machinery, except electrical</u>				
Engines and turbines	177	32	29	16
Farm machinery and equipment	178	41	75	28
Construction and material handling machines	179	67	54	38
Metalworking machinery	187	59	68	38
Office and accounting machines	188	40	17	19
Electronic computing equipment	189	109	33	58
Machinery, except electrical, n.e.c.	197	191	170	123
Not specified machinery	198	26	35	19

1970 INDUSTRIAL CLASSIFICATION	Punch Industry Code	Cols. 24-26 Respondent	Cols. 69-71 N's R's Father	Cols. 52-54 R's Spouse
<u>Electrical machinery, equipment, and supplies</u>				
Household appliances	199	58	55	27
Radio, T.V., and communication equipment	207	91	50	56
Electrical machinery, equipment, and supplies, n.e.c.	208	219	99	151
Not specified electrical machinery, equipment, and supplies	209	61	42	46
<u>Transportation equipment</u>				
Motor vehicles and motor vehicle equipment	219	348	456	285
Aircraft and parts	227	185	176	113
Ship and boat building and repairing	228	50	115	34
Railroad locomotives and equipment	229	11	26	9
Mobile dwellings and campers	237	23	11	10
Cycles and miscellaneous transportation equipment	238	9	7	3
<u>Professional and photographic equipment, and watches</u>				
Scientific and controlling instruments	239	36	21	18
Optical and health services supplies	247	76	20	32
Photographic equipment and supplies	248	46	26	35
Watches, clocks, and clockwork- operated devices	249	19	20	6
Not specified professional equipment	257	1	2	1
Ordinance	258	40	50	33
Miscellaneous manufacturing industries	259	207	138	123
Nondurable goods				
<u>Food and kindred products</u>				
Meat products	268	106	113	77
Dairy products	269	45	111	25
Canning and preserving fruits, vegetables, and sea foods	278	78	37	45
Grain-mill products	279	23	56	20
Bakery products	287	47	60	28
Confectionery and related products	288	16	24	19
Beverage industries	289	64	78	37
Miscellaneous food preparation and kindred products	297	75	53	39
Not specified food industries	298	16	13	10
Tobacco manufactures	299	21	25	9
<u>Textile mill products</u>				
Knitting mills	307	74	28	38
Dyeing and finishing textiles, except wool and knit goods	308	10	21	4
Floor coverings, except hard surface	309	8	10	4
Yarn, thread, and fabric mills	317	146	141	83
Miscellaneous textile mill products	318	48	38	28
<u>Apparel and other fabricated textile products</u>				
Apparel and accessories	C(319)	473	129	260
Miscellaneous fabricated textile products	327	35	11	21

	Punch	Cols. 24-26	Cols. 69-71	Cols. 52-54
1970 INDUSTRIAL CLASSIFICATION	Industry		N's	
	Code	Respondent	R's Father	R's Spouse
<u>Paper and allied products</u>				
Pulp, paper and paperboard mills	328	51	90	30
Miscellaneous paper and pulp products	329	61	49	31
Paperboard containers and boxes	337	57	32	36
<u>Printing, publishing, and allied industries</u>				
Newspaper publishing and printing	338	106	100	68
Printing, publishing, and allied industries, except newspapers	339	246	126	156
<u>Chemicals and allied products</u>				
Industrial chemicals	347	59	48	42
Plastics, synthetics and resins, except fibers	348	40	28	21
Synthetic fibers	349	14	9	7
Drugs and medicines	357	61	26	36
Soaps and cosmetics	358	41	18	23
Paints, varnishes, and related products	359	24	27	13
Agricultural chemicals	367	11	14	6
Miscellaneous chemicals	368	19	42	25
Not specified chemicals and allied products	369	49	54	55
<u>Petroleum and coal products</u>				
Petroleum refining	377	58	65	44
Miscellaneous petroleum and coal products	378	8	14	10
<u>Rubber and miscellaneous plastic products</u>				
Rubber products	379	91	97	62
Miscellaneous plastic products	387	51	15	41
<u>Leather and leather products</u>				
Tanned, curried, and finished leather	388	2	18	6
Footwear, except rubber	389	55	59	27
Leather products, except footwear	397	14	16	8
<u>Not specified manufacturing industries</u>				
	398	37	66	26
TRANSPORTATION, COMMUNICATIONS, AND OTHER PUBLIC UTILITIES				
Transportation				
Railroads and railway express	D(407)	176	743	127
Street railways and bus lines	408	61	108	54
Taxicab service	409	28	50	14
Trucking service	417	244	391	221
Warehousing and storage	418	41	40	32
Water transportation	419	41	102	22
Air transportation	427	82	59	66
Pipe lines, except natural gas	428	5	8	2
Services incidental to transportation	429	45	24	27
Communications				
Radio broadcasting and television	447	62	32	31
Telephone (wire and radio)	448	330	113	169
Telegraph and miscellaneous communication services	449	40	20	23
Utilities and sanitary services				
Electric light and power	467	133	140	98
Electric-gas utilities	468	33	47	22
Gas and steam supply systems	469	33	49	21
Water supply	477	30	56	27
Sanitary services	478	57	52	24
Other and not specified utilities	479	27	17	18

1970 INDUSTRIAL CLASSIFICATION	Punch Industry Code	Cols. 24-26 Respondent	Cols. 69-71 N's R's Father	Cols. 52-54 R's Spouse
WHOLESALE AND RETAIL TRADE				
Wholesale trade				
Motor vehicles and equipment	507	32	21	24
Drugs, chemicals, and allied products	508	31	20	23
Dry goods and apparel	509	18	24	13
Food and related products	527	166	167	110
Farm products--raw materials	528	25	39	21
Electrical goods	529	30	20	21
Hardware, plumbing, and heating supplies	537	26	39	29
Not specified electrical and hardware products	538	9	5	6
Machinery equipment and supplies	539	70	53	59
Metals and minerals, n.e.c.	557	5	12	3
Petroleum products	558	27	47	22
Scrap and waste materials	559	27	40	12
Alcoholic beverages	567	13	27	14
Paper and its products	568	23	12	9
Lumber and construction materials	569	33	39	30
Wholesalers, n.e.c.	587	91	54	40
Not specified wholesale trade	588	27	13	13
Retail trade				
Lumber and building material retailing	607	51	78	51
Hardware and farm equipment stores	608	49	69	48
Department and mail order establishments	E(609)	502	90	285
Limited price variety stores	617	55	12	37
Vending machine operators	618	11	3	4
Direct selling establishments	619	66	26	34
Misc. general merchandise stores	627	67	57	38
Grocery stores	F(628)	440	315	251
Dairy product stores	629	8	3	5
Retail bakeries	637	37	54	20
Food stores, n.e.c.	638	39	65	35
Motor vehicle dealers	639	145	183	111
Tire, battery, and accessory dealers	647	49	36	33
Gasoline service stations	648	104	100	71
Miscellaneous vehicle dealers	649	18	8	14
Apparel and accessories stores, except shoe stores	657	204	75	106
Shoe stores	658	23	27	11
Furniture and home furnishing stores	667	89	88	74
Household appliances, TV, and radio stores	668	55	53	36
Eating and drinking places	G(669)	1098	245	456
Drug stores	677	99	49	62
Liquor stores	678	23	10	12
Farm and garden supply stores	679	19	17	7
Jewelry stores	687	24	29	23
Fuel and ice dealers	688	18	49	16
Retail florists	689	32	13	11
Miscellaneous retail stores	697	217	71	129
Not specified retail trade	698	46	17	29
FINANCE, INSURANCE, AND REAL ESTATE				
Banking	707	437	105	269
Credit agencies	708	90	23	50
Security, commodity brokerage, and investment companies	709	88	38	45
Insurance	717	501	229	344
Real estate, incl. real estate-insurance-law offices	718	307	179	176
BUSINESS AND REPAIR SERVICES				
Advertising	727	56	31	25
Services to dwellings and other buildings	728	74	31	37

	Punch	Cols. 24-26	Cols. 69-71	Cols. 52-54
1970 INDUSTRIAL CLASSIFICATION	Industry		N's	
	Code	Respondent	R's Father	R's Spouse
Commercial research, development, and testing labs	729	27	11	19
Employment and temporary help agencies	737	53	4	24
Business management and consulting services	738	79	17	41
Computer programming services	739	56	8	29
Detective and protective services	747	35	8	25
Business services, n.e.c.	748	188	40	88
Automobile services, except repair	749	38	15	26
Automobile repair and related services	757	142	219	114
Electrical repair shops	758	26	24	23
Miscellaneous repair services	759	84	106	48
PERSONAL SERVICES				
Private households	H(769)	594	60	173
Hotels and motels	777	212	65	72
Lodging places, except hotels and motels	778	56	7	39
Laundering, cleaning, and other garment services	779	153	96	78
Beauty shops	787	198	3	113
Barber shops	788	27	101	19
Shoe repair shops	789	5	19	2
Dressmaking shops	797	8	3	3
Miscellaneous personal services	798	115	49	52
ENTERTAINMENT AND RECREATION SERVICES				
Theaters and motion pictures	807	69	35	31
Bowling alleys, billiard and pool parlors	808	18	8	6
Miscellaneous entertainment and recreation services	809	163	61	74
PROFESSIONAL AND RELATED SERVICES				
Offices of physicians	828	174	101	110
Offices of dentists	829	107	40	64
Offices of chiropractors	837	11	8	11
Hospitals	J(838)	1128	123	588
Convalescent institutions	839	324	9	151
Offices of health practitioners, n.e.c.	847	18	6	15
Health services, n.e.c.	848	196	23	89
Legal services	849	163	84	103
Elementary and secondary schools	K(857)	1559	297	945
Colleges and universities	858	476	136	217
Libraries	859	36	0	23
Educational services, n.e.c.	867	90	8	47
Not specified educational services	868	9	1	4
Museums, art galleries, and zoos	869	14	7	3
Religious organizations	877	135	176	80
Welfare services	878	134	12	67
Residential welfare facilities	879	24	2	9
Nonprofit membership organizations	887	104	43	52
Engineering and architectural services	888	100	65	56
Accounting, auditing, and bookkeeping services	889	82	26	49
Miscellaneous professional and related services	897	82	32	42
PUBLIC ADMINISTRATION				
Postal service	907	179	235	122
Federal public administration	L(917)	735	688	472
State public administration	927	280	140	161
Local public administration	M(937)	507	458	297
Not Applicable and No Answer	BK	11077	13007	20779

1980 INDUSTRIAL CLASSIFICATION	Punch	Cols. 32-34	Cols. 77-79	Cols. 60-62	Cols. 86-88
	Industry	N's			
	Code	Respon- dent	R's Father	R's Spouse	R's Mother
AGRICULTURE, FORESTRY, AND FISHERIES					
Agricultural production, crops	010	135	1347	63	95
Agricultural production, livestock	011	116	944	78	24
Agricultural services, except horticultural	020	55	60	29	9
Horticultural services	021	74	54	26	2
Forestry	030	9	16	9	4
Fishing, hunting, and trapping, etc.	031	10	30	8	1
MINING					
Metal mining	040	6	38	4	2
Coal mining	041	11	163	11	2
Crude petroleum and natural gas extraction	042	42	89	25	3
Nonmetallic mining and quarrying, except fuel	050	16	48	11	0
CONSTRUCTION	060	1027	1677	603	51
MANUFACTURING					
NONDURABLE GOODS					
<u>Food and kindred products</u>					
Meat products	100	71	91	26	29
Dairy products	101	34	75	22	13
Canned and preserved fruits and vegetables	102	29	25	13	36
Grain mill products	110	17	40	12	5
Bakery products	111	37	58	25	20
Sugar and confectionery products	112	23	25	10	14
Beverage industries	120	42	44	26	9
Miscellaneous food preparations and kindred products	121	33	27	5	16
Not specified food industries	122	22	12	9	7
Tobacco manufactures	130	9	9	3	14
<u>Textile mill products</u>					
Knitting mills	132	31	17	11	15
Dyeing and finishing textiles, except wool and knit goods	140	4	7	5	1
Floor coverings, except hard surface	141	5	10	3	4
Yarn, thread, and fabric mills	142	58	101	26	74
Miscellaneous textile mill products	150	23	31	23	30
<u>Apparel and other finished textile products</u>					
Apparel and accessories, except knit	151	205	71	94	282
Miscellaneous fabricated textile products	152	32	15	14	27
<u>Paper and allied products</u>					
Pulp, paper, and paperboard mills	160	51	84	29	7
Miscellaneous paper and pulp products	161	28	24	22	9
Paperboard containers and boxes	162	32	31	11	9

1980 INDUSTRIAL CLASSIFICATION	Punch	Cols. 32-34	Cols. 77-79	Cols. 60-62	Cols. 86-88
	Industry	N's			
	Code	Respon- dent	R's Father	R's Spouse	R's Mother
MANUFACTURING - (CONT'D)					
NONDURABLE GOODS					
<u>Printing, publishing, and allied industries</u>					
Newspaper publishing and printing	171	80	59	36	31
Printing, publishing, and allied industries, except newspapers	172	183	108	86	50
<u>Chemicals and allied products</u>					
Plastics, synthetics, and resins	180	36	25	12	6
Drugs	181	60	34	30	12
Soaps and cosmetics	182	20	13	14	8
	185				
Paints, varnishes, and related products	190	5	6	9	2
Agricultural chemicals	191	8	11	4	4
Industrial and miscellaneous chemicals	192	85	121	63	7
<u>Petroleum and coal products</u>					
Petroleum refining	200	57	98	49	10
Miscellaneous petroleum and coal products	201	5	6	2	0
<u>Rubber and miscellaneous plastics products</u>					
Tires and inner tubes	210	14	31	7	7
Other rubber products, and plastics footwear and belting	211	25	16	9	6
Miscellaneous plastics products	212	72	26	41	25
<u>Leather and leather products</u>					
Leather tanning and finishing	220	2	12	0	1
Footwear, except rubber and plastic	221	34	36	14	43
Leather products, except footwear	222	14	6	1	4
DURABLE GOODS					
<u>Lumber and wood products, except furniture</u>					
Logging	230	15	65	9	2
Sawmills, planing mills, and millwork	231	50	132	20	7
Wood buildings and mobile homes	232	2	2	4	0
Miscellaneous wood products	241	18	19	11	0
Furniture and fixtures	242	81	87	41	28
<u>Stone, clay, glass, and concrete products</u>					
Glass and glass products	250	30	44	16	16
Cement, concrete, gypsum, and plaster products	251	24	48	19	0
Structural clay products	252	8	9	7	2
Pottery and related products	261	11	11	2	1
Miscellaneous nonmetallic mineral and stone products	262	15	30	13	0

1980 INDUSTRIAL CLASSIFICATION	Punch	Cols. 32-34	Cols. 77-79	Cols. 60-62	Cols. 86-88
	Industry Code	N's			
		Respon- dent	R's Father	R's Spouse	R's Mother
MANUFACTURING - (CONT'D)					
DURABLE GOODS					
<u>Metal industries</u>					
Blast furnaces, steelworks, rolling and finishing mills	270	55	216	49	11
Iron and steel foundries	271	33	151	21	5
Primary aluminum industries	272	22	38	11	0
Other primary metal industries	280	22	43	22	6
Cutlery, hand tools, and other hardware	281	16	16	11	10
Fabricated structural metal products	282	55	53	21	5
Screw machine products	290	7	9	2	4
Metal forgings and stampings	291	13	27	7	1
Ordnance	292	23	44	10	15
Miscellaneous fabricated metal products	300	37	41	30	4
Not specified metal industries	301	6	11	3	2
<u>Machinery, except electrical</u>					
Engines and turbines	310	16	14	8	0
Farm machinery and equipment	311	13	45	5	4
Construction and material handling machines	312	38	54	30	3
Metalworking machinery	320	35	69	21	4
Office and accounting machines	321	7	15	6	1
Electronic computing equipment	322	105	51	55	14
Machinery, except electrical, n.e.c.	331	110	141	76	18
Not specified machinery	332	4	19	3	1
<u>Electrical machinery, equipment, and supplies</u>					
Household appliances	340	38	43	11	12
Radio, TV, and communication equipment	341	67	30	23	35
Electrical machinery, equipment, and supplies, n.e.c.	342	135	105	68	57
Not specified electrical machinery, equipment, and supplies	350	42	31	20	21
<u>Transportation equipment</u>					
Motor vehicles and motor vehicle equipment	351	237	356	169	46
Aircraft and parts	352	88	122	75	36
	353				
Ship and boat building and repairing	360	19	74	14	7
Railroad locomotives and equipment	361	5	19	1	0
Guided missiles, space vehicles, and parts	362	34	44	27	3
Cycles and miscellaneous transportation equipment	370	11	4	6	1
<u>Professional and photographic equipment, and watches</u>					
Scientific and controlling instruments	371	18	19	5	1
Optical and health services supplies	372	56	26	23	13
Photographic equipment and supplies	380	22	17	15	7

1980 INDUSTRIAL CLASSIFICATION	Punch	Cols. 32-34	Cols. 77-79	Cols. 60-62	Cols. 86-88
	Industry	N's			
	Code	Respon- dent	R's Father	R's Spouse	R's Mother
MANUFACTURING - (CONT'D)					
DURABLE GOODS					
Watches, clocks, and clockwork operated devices	381	7	6	2	0
Not specified professional equipment	382	1	0	0	0
Toys, amusement, and sporting goods	390	19	12	8	13
Miscellaneous manufacturing industries	391	95	61	40	29
Not specified manufacturing industries	392	76	104	37	35
TRANSPORTATION, COMMUNICATIONS, AND OTHER PUBLIC UTILITIES					
<u>Transportation</u>					
Railroads	400	89	418	51	8
Bus service and urban transit	401	85	95	37	18
Taxicab service	402	14	32	7	6
Trucking service	410	255	337	164	16
Warehousing and storage	411	56	32	28	5
U.S. Postal Service	412	135	182	63	45
Water transportation	420	21	47	8	3
Air transportation	421	103	76	48	14
Pipe lines, except natural gas	422	0	3	1	0
Services incidental to transportation	432	60	22	22	11
<u>Communications</u>					
Radio and television broadcasting	440	49	23	30	8
Telephone (wire and radio)	441	217	113	87	65
Telegraph and miscellaneous communication service	442	23	11	11	2
<u>Utilities and sanitary services</u>					
Electric light and power					
Gas and steam supply systems	460	90	142	62	6
Electric and gas, and other combinations	461	23	32	18	4
Water supply and irrigation	462	13	27	15	1
Sanitary services	470	25	39	20	2
Not specified utilities	471	49	65	30	3
	472	16	21	4	5
WHOLESALE TRADE					
DURABLE GOODS					
Motor vehicles and equipment					
Furniture and home furnishings	500	37	25	17	4
Lumber and construction materials	501	11	12	8	2
Sporting goods, toys, and hobby goods	502	26	35	13	2
Metals and minerals, except petroleum	510	8	3	10	3
Electrical goods	511	3	4	2	0
Hardware, plumbing and heating supplies	512	26	22	16	3
Not specified electrical and hardware products	521	28	33	17	2
Machinery, equipment, and supplies	522	5	2	2	0
Scrap and waste materials	530	75	65	33	12
Miscellaneous wholesale, durable goods	531	28	18	11	1
	532	17	10	7	4

1980 INDUSTRIAL CLASSIFICATION	Punch	Cols. 32-34	Cols. 77-79	Cols. 60-62	Cols. 86-88
	Industry Code	N's			
		Respon- dent	R's Father	R's Spouse	R's Mother
WHOLESALE TRADE - (CONT'D)					
NONDURABLE GOODS					
Paper and paper products	540	14	11	7	3
Drugs, chemicals, and allied products	541	18	13	12	5
Apparel, fabrics, and notions	542	16	15	9	8
Groceries and related products	550	86	94	57	23
Farm products-raw materials	551	14	20	12	4
Petroleum products	552	23	42	7	11
Alcoholic beverages	560	12	11	4	1
Farm supplies	561	16	21	9	4
Miscellaneous wholesale, nondurable goods	562	21	8	10	4
Not specified wholesale trade	571	28	26	12	3
RETAIL TRADE					
Lumber and building material retailing					
Hardware stores	580	42	57	36	9
Retail nurseries and garden stores	581	29	34	21	6
Mobile home dealers	582	9	5	2	4
Department stores	590	8	4	1	1
Variety stores	591	316	70	132	172
Miscellaneous general merchandise stores	592	23	7	12	13
Grocery stores	600	39	12	25	19
Dairy products stores	601	336	211	138	163
Retail bakeries	602	0	0	2	1
Food stores, n.e.c.	610	27	21	5	23
Motor vehicle dealers	611	19	34	12	20
Auto and home supply stores	612	123	156	60	16
Gasoline service stations	620	52	38	23	6
Miscellaneous vehicle dealers	621	66	91	32	9
Apparel and accessory stores, except shoe	622	13	7	5	1
Shoe stores	630	136	49	59	69
Furniture and home furnishings stores	631	14	19	12	11
Household appliances, TV, and radio	632	50	56	37	17
stores					
Eating and drinking places	640	67	42	24	8
Drug stores	641	849	186	268	404
Liquor stores	642	88	35	40	33
Sporting goods, bicycles, and hobby	650	13	10	8	9
stores					
Book and stationery stores	651	46	7	13	12
Jewelry stores	652	26	6	14	4
Sewing, needlework, and piece goods	660	21	21	18	20
stores					
Mail order houses	661	11	6	6	10
Vending machine operators	662	19	1	4	5
Direct selling establishments	670	1	9	5	4
Fuel and ice dealers	671	37	17	14	32
Retail florists	672	9	24	5	4
Miscellaneous retail stores	681	30	10	10	15
Not specified retail trade	682	127	30	72	38
	691	52	23	22	35
FINANCE, INSURANCE, AND REAL ESTATE					
Banking					
Savings and loan associations	700	302	89	163	121
Credit agencies, n.e.c.	701	10	4	5	6
Security, commodity brokerage, and	702	98	10	45	21
investment companies					
Insurance	710	97	30	44	4
Real estate, including real estate-	711	296	184	197	74
insurance-law offices	712	312	118	160	83

1980 INDUSTRIAL CLASSIFICATION	Punch	Cols. 32-34	Cols. 77-79	Cols. 60-62	Cols. 86-88
	Industry Code	N's			
		Respon- dent	R's Father	R's Spouse	R's Mother
BUSINESS AND REPAIR SERVICES					
Advertising	721	50	23	27	10
Services to dwellings and other buildings	722	96	28	54	53
Commercial research, development, and testing labs	730	28	9	16	3
Personnel supply services	731	112	3	42	25
Business management and consulting services	732	100	9	40	6
Computer and data processing services	740	127	29	81	9
Detective and protective services	741	40	18	19	6
Business services, n.e.c.	742	168	31	75	38
Automotive services, except repair	750	36	17	17	3
Automotive repair shops	751	140	206	65	4
Electrical repair shops	752	25	34	16	1
Miscellaneous repair services	760	46	73	29	9
PERSONAL SERVICES					
Private households	761	262	17	76	342
Hotels and motels	762	164	47	58	79
Lodging places, except hotels and motels	770	32	3	26	29
Laundry, cleaning, and garment services	771	87	65	29	67
Beauty shops	772	143	8	60	103
Barber shops	780	9	48	7	1
Funeral service and crematories	781	9	12	4	4
Shoe repair shops	782	4	14	0	0
Dressmaking shops	790	6	1	4	38
Miscellaneous personal services	791	52	7	23	16
ENTERTAINMENT AND RECREATION SERVICES					
Theaters and motion pictures	800	92	35	42	13
Bowling alleys, billiard and pool parlors	801	10	3	3	4
Miscellaneous entertainment and recreation services	802	151	50	75	27
PROFESSIONAL AND RELATED SERVICES					
Offices of physicians	812	144	64	84	70
Offices of dentists	820	75	32	39	32
Offices of chiropractors	821	12	8	13	1
Offices of optometrists	822	15	6	10	4
Offices of health practitioners, n.e.c.	830	33	3	10	18
Hospitals	831	863	119	374	545
Nursing and personal care facilities	832	324	13	118	198
Health services, n.e.c.	840	221	18	80	53
Legal services	841	176	77	104	44
Elementary and secondary schools	842	1117	317	591	721
Colleges and universities	850	416	151	184	101
Business, trade, and vocational schools	851	23	4	4	2
Libraries	852	40	4	12	12
Educational services, n.e.c.	860	46	9	16	14
Job training and vocational rehabilitation services	861	21	3	11	6
Child day care services	862	135	0	55	50
Residential care facilities, without nursing	870	47	6	15	11
Social services, n.e.c.	871	192	19	63	53

1980 INDUSTRIAL CLASSIFICATION	Punch	Cols. 32-34	Cols. 77-79	Cols. 60-62	Cols. 86-88
	Industry	N's			
	Code	Respon- dent	R's Father	R's Spouse	R's Mother
PROFESSIONAL AND RELATED SERVICES - (CONT'D)					
Museums, art galleries and zoos	872	19	6	6	3
Religious organizations	880	101	143	71	34
Membership organizations	881	62	36	25	16
Engineering, architectural, and surveying services	882	117	75	72	10
Accounting, auditing, and bookkeeping services	890	90	44	41	33
Noncommercial educational and scientific research	891	35	11	13	8
Miscellaneous professional and related services	892	62	12	19	10
PUBLIC ADMINISTRATION					
Executive and legislative offices General government, n.e.c.	900	13	22	10	6
Justice, public order, and safety	901	230	257	127	89
Public finance, taxation, and monetary policy	910	294	260	145	41
Administration of human resources programs	921	56	28	33	22
Administration of environmental quality and household programs	922	87	23	32	32
Administration of economic programs	930	59	37	28	5
National security and international affairs	931 932	61 300	41 462	31 207	10 58
Don't know	998	0	30	7	2
No answer	990,999	182	418	150	255
Not applicable	BK	22800	24997	31802	34138

APPENDIX I:

INTERNATIONAL STANDARD CLASSIFICATION OF OCCUPATIONS
(Qs. 1212-1222; Cols. 5285-5328)

This appendix contains recodes of the 1970 and 1980 Census Classification of Occupations (See Appendix F) into the 1968 International Standard Classification of Occupations (ISCO) and of the 1980 Census Classification of Occupations into the 1988 ISCO. The first table converts 1970 Census occupation codes into 1968 ISCO codes, the second table converts 1980 Census occupation codes into 1968 ISCO codes and the third table converts the 1980 Census into 1988 ISCO codes. The conversion schemes were developed by Harry B. G. Ganzeboom at Nijmegen University, the Netherlands. The conversion from 1980 Census to 1968 ISCO is preliminary and subject to revision.

1968 International Standard Classification Codes (based on 1970 U.S. occupational codes)	Punch	Cols. 5285-5288	Cols. 5289-5292	Cols. 5293-5296
	Occupation	N's		
	Code	Respondent	R's Father	R's Spouse
PROFESSIONAL TECHNICAL AND RELATED WORKERS				
PHYSICAL SCIENTISTS AND RELATED TECHNICIANS				
<u>Chemists</u> Chemist	0110	33	45	24
<u>Physicists</u> Physicist	0120	2	5	6
<u>Physical Scientists n.e.c.</u> Scientist	0130	0	0	0
Geologist	0131	11	3	4
Astronomer	0132	2	1	0
Weatherman	0133	0	0	0
<u>Physical Science Technicians</u>	0140	10	4	4
ARCHITECTS, ENGINEERS AND RELATED TECHNICIANS				
<u>Architects and Town Planners</u> Architect	0210	29	26	13
<u>Civil Engineers</u> Engineer, Civil Engineer	0220	49	80	36
<u>Electrical and Electronics Engineers</u> Electrical Engineer	0230	63	105	52
<u>Mechanical Engineers</u> Mechanical Engineer	0240	43	90	33
<u>Chemical Engineers</u> Chemical Engineer	0250	24	31	19
<u>Metallurgists</u> Metallurgist	0260	5	6	0
<u>Mining Engineers</u> Mining Engineer	0270	2	9	3
<u>Industrial Engineers</u> Industrial Engineer	0280	50	75	41
<u>Engineers n.e.c.</u> Engineer n.e.c.	0290	38	33	25
<u>Surveyors</u> Surveyor	0310	13	12	8
<u>Draftsmen</u> Draftsman	0320	50	48	39
Tracer	0321	0	0	0
<u>Civil Engineering Technicians</u> Surveyor's Assistant	0330	0	0	0
<u>Electrical and Electronics Engineering Technicians</u>	0340	82	29	38
<u>Mechanical Engineering Technicians</u>	0350	5	5	2
<u>Chemical Engineering Technicians</u>	0360	18	15	18

1968 International Standard Classification Codes (based on 1970 U.S. occupational codes)	Punch	Cols. 5285-5288	Cols. 5289-5292	Cols. 5293-5296
	Occupation Code	N's		
		Respondent	R's Father	R's Spouse
<u>Metallurgical Technicians</u>	0370	0	0	0
<u>Mining Technicians</u>				
Mining Technician	0380	0	0	0
<u>Engineering Technicians n.e.c.</u>				
Engineer's Aide	0390	90	28	52
AIRCRAFT AND SHIPS' OFFICERS				
<u>Aircraft Pilots, Navigators and Flight Engineers</u>				
Airline Pilot	0410	25	18	21
Astronaut	0411	0	0	0
<u>Ships' Deck Officers and Pilots</u>				
Ship's Officer	0420	6	29	6
Small Boat Officer	0421	0	0	0
<u>Ships' Engineers</u>				
Ship's Engineer	0430	0	0	0
LIFE SCIENTISTS AND RELATED TECHNICIANS				
<u>Biologists, Zoologists and Related Scientists</u>				
Biologist	0510			
		16	4	13
<u>Bacteriologists, Pharmacologists and Related Scientists</u>				
Medical Researcher	0520			
Dairy Scientist	0521	0	0	0
		0	0	0
<u>Agronomists and Related Scientists</u>				
Agronomist	0530			
Agricultural Agent	0531	30	24	18
		0	0	0
<u>Life Sciences Technicians</u>				
Medical Technician	0540			
Agricultural Technician	0541	132	8	55
		0	0	0
MEDICAL, DENTAL, VETERINARY AND RELATED WORKERS				
<u>Medical Doctors</u>				
Physician	0610	53	112	49
Chief Physician in Hospital	0611	0	0	0
<u>Medical Assistants</u>				
Medical Assistant	0620	93	0	37
<u>Dentists</u>				
Dentist	0630	27	40	14
<u>Dental Assistants</u>				
Dental Assistant	0640	54	1	35
<u>Veterinarians</u>				
Veterinarian	0650	7	12	1
<u>Veterinary Assistants</u>				
Veterinary Assistant	0660	0	0	0
<u>Pharmacists</u>				
Pharmacist	0670	23	37	19
<u>Pharmaceutical Assistants</u>				
Uncertified Pharmacist	0680	0	0	0
<u>Dietitians and Public Health Nutritionists</u>				
Dietitian	0690	16	1	14
<u>Professional Nurses</u>				
Professional Nurse, Nurse	0710	535	3	292
Head Nurse	0711	0	0	0

1968 International Standard Classification Codes (based on 1970 U.S. occupational codes)	Punch	Cols. 5285-5288	Cols. 5289-5292	Cols. 5293-5296
	Occupation	N's		
	Code	Respondent	R's Father	R's Spouse
<u>Nursing Personnel n.e.c.</u>				
Uncertified Nurse	0720	490	28	213
<u>Professional Midwives</u>				
Professional Midwife, Midwife	0730	0	0	0
<u>Midwifery Personnel n.e.c.</u>	0740	0	0	0
<u>Optometrists and Opticians</u>				
Optometrist	0750	7	8	6
Optician	0751	0	0	0
<u>Physiotherapists and Occupational Therapists</u>				
Physiotherapist	0760	51	4	38
Occupational Therapist	0761	0	0	0
Masseur	0762	0	0	0
<u>Medical X-Ray Technician</u>	0770	27	2	12
<u>Medical, Dental, Veterinary and Related Workers n.e.c.</u>				
Osteopath	0790	4	5	0
Chiropractor	0791	7	9	7
Herbalist	0792	0	0	0
Sanitary Officer	0793	0	0	0
STATISTICIANS, MATHEMATICIANS, SYSTEMS ANALYSTS AND RELATED TECHNICIANS				
<u>Statisticians</u>				
Statistician	0810	4	3	3
<u>Mathematicians and Actuaries</u>				
Mathematician	0820	2	3	3
<u>Systems Analysts</u>	0830	40	12	31
<u>Statistical and Mathematical Technicians</u>				
Computer Programmer	0840	123	29	70
ECONOMISTS				
<u>Economists</u>				
Economist	0900	34	8	17
ACCOUNTANTS				
<u>Accountants</u>				
Accountant	1100	228	175	159
Professional Accountant	1101	0	0	0
JURISTS				
<u>Lawyers</u>				
Lawyer, Trial Lawyer	1210	94	94	71
Public Prosecutor	1211	0	0	0
<u>Judges</u>				
Judge	1220	7	8	3
Supreme Court Justice	1221	0	0	0
Local Court Judge	1222	0	0	0
<u>Jurists n.e.c.</u>				
Non-Trial Lawyer	1290	0	0	0
Legal Advisor Without Degree	1291	0	0	0

1968 International Standard Classification Codes (based on 1970 U.S. occupational codes)	Punch	Cols. 5285-5288	Cols. 5289-5292	Cols. 5293-5296
	Occupation	N's		
	Code	Respondent	R's Father	R's Spouse
TEACHERS				
<u>University and Higher Education Teachers</u>				
University Professor	1310	176	94	96
University President, Dean	1311	0	0	0
<u>Secondary Education Teachers</u>				
High School Teacher	1320	414	84	221
Middle School Teacher	1321	0	0	0
<u>Primary Education Teachers</u>				
Teacher, Primary Teacher	1330	525	44	307
<u>Pre-Primary Education Teachers</u>				
Pre-Primary Teacher	1340	58	1	49
<u>Special Education Teachers</u>				
	1350	27	4	11
<u>Teachers n.e.c.</u>				
Vocational Teacher	1390	0	0	0
Principal, Primary Principal	1391	70	54	52
Education Officer	1392	0	0	0
Teacher's Aide	1393	101	0	55
Secondary School Principal	1394	0	0	0
WORKERS IN RELIGION				
<u>Ministers of Religion and Related Members of Religious Orders</u>				
Clergyman	1410	56	159	42
High Church Official	1411	0	0	0
Religious Reciter	1412	0	0	0
Evangelist	1413	0	0	0
Missionary	1414	0	0	0
Member of Religious Order	1415	0	0	0
Assistant Priest	1416	0	0	0
<u>Workers in Religion n.e.c.</u>				
Religious Teacher	1490	13	8	4
Faith Healer	1491	0	0	0
AUTHORS, JOURNALISTS AND RELATED WRITERS				
<u>Authors and Critics</u>				
Author	1510	10	0	5
Pulp Writer	1511	0	0	0
<u>Authors, Journalists and Related Writers n.e.c.</u>				
Journalist	1590	0	0	0
Newspaper Editor	1591	52	31	27
Advertising Writer	1592	0	0	0
Public Relations Man	1593	45	10	17
SCULPTORS, PAINTERS, PHOTOGRAPHERS AND RELATED CREATIVE ARTISTS				
<u>Sculptors, Painters and Related Artists</u>				
Artist	1610	61	18	23
<u>Commercial Artists and Designers</u>				
Commercial Artist	1620	0	0	0
Designer	1621	38	20	20
Window Display Artist	1622	27	9	9
<u>Photographers and Cameramen</u>				
Photographer	1630	27	14	12
TV Cameraman	1631	0	0	0

1968 International Standard Classification Codes (based on 1970 U.S. occupational codes)	Punch	Cols. 5285-5288	Cols. 5289-5292	Cols. 5293-5296
	Occupation	N's		
	Code	Respondent	R's Father	R's Spouse
COMPOSERS AND PERFORMING ARTISTS				
<u>Composers, Musicians and Singers</u>				
Musician, Classical Musician	1710	41	22	22
Jazz Musician	1711	0	0	0
Musical Entertainer	1712	0	0	0
Music Teacher	1713	0	0	0
<u>Choreographers and Dancers</u>				
Dancer	1720	6	2	4
Dancing Teacher	1721	0	0	0
<u>Actors and Stage Directors</u>				
Actor	1730	8	2	3
Star Actor	1731	0	0	0
Dramatic Director	1732	0	0	0
<u>Producers, Performing Arts</u>				
Dramatic Producer	1740	0	0	0
<u>Circus Performers</u>				
	1750	0	0	0
<u>Performing Artists n.e.c.</u>				
Radio, TV Announcer	1790	8	4	4
Entertainer	1791	32	14	13
ATHLETES, SPORTSMEN AND RELATED WORKERS				
<u>Athletes, Sportsmen and Related Workers</u>				
Professional Athlete	1800	19	11	15
Coach, Manager	1801	0	0	0
PROFESSIONAL, TECHNICAL AND RELATED WORKERS n.e.c.				
<u>Librarians, Archivists and Curators</u>				
Librarian	1910	46	0	31
<u>Sociologists, Anthropologists and Related Scientists</u>				
Sociologist	1920	2	2	1
Psychologist	1921	22	8	12
Archeologist	1922	0	0	0
Historian	1923	0	0	0
Social Scientist n.e.c.	1924	8	2	3
<u>Social Workers</u>				
Social Worker	1930	192	48	109
Group Worker	1931	22	6	4
<u>Personnel and Occupational Specialists</u>				
Personnel Director	1940	0	0	0
Job Counselor	1941	37	6	20
<u>Philologists, Translators and Interpreters</u>				
Translator	1950	0	0	0
Philologist	1951	0	0	0
<u>Other Professional, Technical and Related Workers</u>				
Technician	1990	28	10	12
Diviner	1991	0	0	0
Fingerprint Expert	1992	0	0	0
Explorer	1993	0	0	0
Peace Corps Member	1994	0	0	0
Advertising Executive	1995	0	0	0

1968 International Standard Classification Codes (based on 1970 U.S. occupational codes)	Punch	Cols. 5285-5288	Cols. 5289-5292	Cols. 5293-5296
	Occupation	N's		
	Code	Respondent	R's Father	R's Spouse
ADMINISTRATIVE AND MANAGERIAL WORKERS				
LEGISLATIVE OFFICIALS AND GOVERNMENT ADMINISTRATORS				
<u>Heads of Government Jurisdiction</u>				
Chief of State	2010	0	0	0
Provincial Governor	2011	0	0	0
District Head	2012	0	0	0
Head, Large City	2013	0	0	0
Head, City or Small City	2014	0	0	0
Village Head	2015	0	0	0
<u>Members of Legislative Bodies</u>				
Leader of House	2020	0	0	0
Member Upper House	2021	0	0	0
Member Lower House	2022	0	0	0
Member Provincial House	2023	0	0	0
Member Local Council	2024	0	0	0
<u>High Administrative Officials</u>				
Government Minister	2030	0	0	0
Ambassador	2031	0	0	0
Diplomat	2032	0	0	0
High Civil Servant, Dept. Head	2033	0	0	0
Dept. Head, Provincial Government	2034	0	0	0
Dept. Head, Local Government	2035	0	0	0
Chief's Counselor	2036	0	0	0
MANAGERS				
<u>General Managers</u>				
Member Board of Directors	2110	0	0	0
Head of Large Firm	2111	0	0	0
Head of Firm	2112	0	0	0
Head of Small Firm	2113	0	0	0
Banker	2114	137	91	84
Banker, Large Bank	2115	0	0	0
Building Contractor	2116	0	0	0
<u>Production Managers (Except Farm)</u>				
Factory Manager	2120	0	0	0
<u>Managers n.e.c.</u>				
Businessman	2190	1510	2286	1113
Branch Manager	2191	0	0	0
Department Manager	2192	0	0	0
Department Manager, Large Firm	2193	0	0	0
Business Executive	2194	0	0	0
Politician, Party Official	2195	0	0	0
Union Official	2196	0	0	0
High Union Official	2197	8	20	19
CLERICAL AND RELATED WORKERS				
CLERICAL SUPERVISORS				
<u>Clerical Supervisors</u>				
Office Manager	3000	213	58	109
GOVERNMENT EXECUTIVE OFFICIALS				
<u>Government Executive Officials</u>				
Middle Rank Civil Servant	3100	153	115	80
Civil Servant, Minor Civil Servant	3101	0	0	0
Government Inspector	3102	44	36	39
Customs Inspector	3103	0	0	0
Tax Collector	3104	0	0	0

1968 International Standard Classification Codes (based on 1970 U.S. occupational codes)	Punch	Cols. 5285-5288	Cols. 5289-5292	Cols. 5293-5296
	Occupation	N's		
	Code	Respondent	R's Father	R's Spouse
STENOGRAPHERS, TYPISTS AND CARD- AND TAPE- PUNCHING MACHINE OPERATORS				
<u>Stenographers, Typists and Teletypists</u>				
Typist, Stenographer	3210	277	3	119
Secretary	3211	1035	7	612
<u>Card- and Tape-Punching Machine Operators</u>				
Keypunch Operator	3220	73	2	48
BOOKKEEPERS, CASHIERS AND RELATED WORKERS				
<u>Bookkeepers and Cashiers</u>				
Bookkeeper	3310	460	56	259
Cashier	3311	383	11	168
Head Cashier	3312	0	0	0
Bank Teller	3313	83	6	69
Post Office Clerk	3314	79	74	44
Ticket Seller	3315	119	26	58
<u>Bookkeepers, Cashiers and Related Workers n.e.c.</u>				
Financial Clerk	3390	157	34	81
Bill Collector	3391	20	2	9
COMPUTING MACHINE OPERATORS				
<u>Bookkeeping and Calculating Machine Operators</u>				
	3410	66	0	36
<u>Automatic Data-Processing Machine Operators</u>				
Computer Operator	3420	111	6	61
TRANSPORT AND COMMUNICATIONS SUPERVISORS				
<u>Railway Station Masters</u>				
Railway Stationmaster	3510	0	0	0
<u>Postmasters</u>				
Postmaster	3520	13	24	6
<u>Transport and Communications Supervisors n.e.c.</u>				
Dispatcher, Expeditor	3590	21	14	16
TRANSPORT CONDUCTORS				
<u>Transport Conductors</u>				
Railroad Conductor	3600	16	54	10
Bus, Streetcar Conductor	3601	1	23	2
Sleeping Car Porter	3602	0	0	0
MAIL DISTRIBUTION CLERKS				
<u>Mail Distribution Clerks</u>				
Mail Carrier	3700	96	120	60
Office Boy, Messenger	3701	24	4	11
TELEPHONE AND TELEGRAPH OPERATORS				
<u>Telephone and Telegraph Operators</u>				
Telephone Operator	3800	137	1	63
Telegraph Operator	3801	17	10	10
Radio Operator	3802	0	0	0
CLERICAL AND RELATED WORKERS n.e.c.				
<u>Stock Clerks</u>				
Stockroom Attendant	3910	130	69	87
Shipping Clerk	3911	179	100	88

1968 International Standard Classification Codes (based on 1970 U.S. occupational codes)	Punch	Cols. 5285-5288	Cols. 5289-5292	Cols. 5293-5296
	Occupation	N's		
	Code	Respondent	R's Father	R's Spouse
<u>Material and Production Planning Clerks</u>	3920	0	0	0
<u>Correspondence and Reporting Clerks</u>				
Office Clerk	3930	0	0	0
Government Office Clerk	3931	0	0	0
Law Clerk	3932	0	0	0
<u>Receptionists and Travel Agency Clerks</u>				
Receptionist	3940	134	2	84
Transportation Agent	3941	0	0	0
Railway Baggage man	3942	0	0	0
Travel Agent	3943	0	0	0
Floor Walker	3944	0	0	0
<u>Library and Filing Clerks</u>				
Library Assistant	3950	22	0	19
Filing Clerk	3951	67	3	34
<u>Clerks n.e.c.</u>	3990	683	109	341
Proofreader	3991	12	2	4
Political Party Worker	3992	13	7	6
Meter Reader	3993	10	15	9
SALES WORKERS				
MANAGERS (WHOLESALE AND RETAIL TRADE)				
<u>Managers (Wholesale and Retail Trade)</u>				
Retail Manager	4000	0	0	0
Service Station Manager	4001	0	0	0
Credit Manager	4002	21	9	19
WORKING PROPRIETORS (WHOLESALE AND RETAIL TRADE)				
<u>Working Proprietors (Wholesale and Retail Trade)</u>				
Shop Keeper	4100	0	0	0
Large Shop Owner	4101	0	0	0
One-Man Stand Operator	4102	0	0	0
Automobile Dealer	4103	0	0	0
Broker	4104	0	0	0
Livestock Broker	4105	0	0	0
Wholesale Distributor	4106	0	0	0
Smuggler	4107	0	0	0
Labor Contractor	4108	0	0	0
SALES SUPERVISORS AND BUYERS				
<u>Sales Supervisors</u>				
Sales Manager	4210	229	159	156
<u>Buyers</u>				
Buyer	4220	40	23	27
Purchasing Agent	4221	47	46	41
Agricultural Buyer	4222	4	28	6
TECHNICAL SALESMAN, COMMERCIAL TRAVELLERS AND MANUFACTURERS' AGENTS				
<u>Technical Salesmen and Service Advisers</u>				
Sales Engineer	4310	2	3	8
Utility Co. Salesman	4311	0	0	0
<u>Commercial Travellers and Manufacturers' Agents</u>				
Traveling Salesman	4320	0	0	0
INSURANCE, REAL ESTATE, SECURITIES AND BUSINESS SERVICES SALESMEN AND AUCTIONEERS				

1968 International Standard Classification Codes (based on 1970 U.S. occupational codes)	Punch	Cols. 5285-5288	Cols. 5289-5292	Cols. 5293-5296
	Occupation	N's		
	Code	Respondent	R's Father	R's Spouse
<u>Insurance, Real Estate and Securities Salesman</u>				
Insurance Agent	4410	139	152	106
Real Estate Agent	4411	117	99	75
Stock Broker	4412	28	23	14
<u>Business Services Salesmen</u>				
Advertising Salesman	4420	24	15	11
<u>Auctioneers</u>				
Auctioneer	4430	2	1	2
Appraiser	4431	8	7	3
Insurance Claims Investigator	4432	43	23	31
SALESMEN, SHOP ASSISTANTS AND RELATED WORKERS				
<u>Salesmen, Shop Assistants and Demonstrators</u>				
Sales Clerk	4510	980	589	632
Automobile Salesman	4511	0	0	0
Gas Station Attendant	4512	0	0	0
Model	4513	0	0	0
Sales Demonstrator	4514	14	0	7
<u>Street Vendors, Canvassers and Newsvendors</u>				
Market Trader	4520	0	0	0
Street Vendor, Peddler	4521	53	35	25
Telephone Solicitor	4522	0	0	0
Newspaper Seller	4523	11	8	4
Routeman	4524	0	0	0
Narcotics Peddler	4525	0	0	0
SALES WORKERS n.e.c.				
<u>Sales Workers n.e.c.</u>				
Money Lender	4900	0	0	0
SERVICE WORKERS				
MANAGERS (CATERING AND LODGING SERVICES)				
<u>Managers (Catering and Lodging Services)</u>				
Bar Manager	5000	170	107	79
Hotel Manager	5001	0	0	0
Apartment Manager	5002	0	0	0
WORKING PROPRIETORS (CATERING AND LODGING SERVICES)				
<u>Working Proprietors (Catering and Lodging Services)</u>				
Restaurant Owner	5100	0	0	0
Lunchroom, Coffee Shop Operator	5101	0	0	0
Hotel Operator	5102	0	0	0
Boardinghouse Keeper	5103	8	2	4
Pub Keeper	5104	0	0	0
HOUSEKEEPING AND RELATED SERVICE SUPERVISORS				
<u>Housekeeping and Related Service Supervisors</u>				
Steward	5200	0	0	0
Housekeeper	5201	181	5	48
COOKS, WAITERS, BARTENDERS AND RELATED WORKERS				
<u>Cooks</u>				
Cook	5310	12	1	8
Master Cook	5311	0	0	0
Cook's Helper	5312	0	0	0
<u>Waiters, Bartenders and Related Workers</u>				
Waiter	5320	577	15	244

1968 International Standard Classification Codes (based on 1970 U.S. occupational codes)	Punch	Cols. 5285-5288	Cols. 5289-5292	Cols. 5293-5296
	Occupation	N's		
	Code	Respondent	R's Father	R's Spouse
Bartender	5321	57	31	22
Soda Fountain Clerk	5322	85	4	38
MAIDS AND RELATED HOUSEKEEPING SERVICE WORKERS n.e.c.				
<u>Maids and Related Housekeeping Service Workers n.e.c.</u>				
Servant	5400	322	8	92
Nursemaid	5401	185	0	78
Hotel Chambermaid	5402	83	0	21
Hotel Concierge	5403	0	0	0
BUILDING CARETAKERS, CHARWORKERS, CLEANERS AND RELATED WORKERS				
<u>Building Caretakers</u>				
Janitor	5510	256	205	179
Concierge (Apartment House)	5511	0	0	0
Sexton	5512	0	0	0
<u>Charworkers, Cleaners and Related Workers</u>				
Charworker	5520	550	116	220
Window Washer	5521	0	0	0
Chimney Sweep	5522	0	0	0
LAUNDERERS, DRY-CLEANERS AND PRESSERS				
<u>Launderers, Dry-Cleaners and Pressers</u>				
Launderer	5600	85	32	34
HAIRDRESSERS, BARBERS, BEAUTICIANS AND RELATED WORKERS				
<u>Hairdressers, Barbers, Beauticians and Related Workers</u>				
Barber	5700	217	102	129
Master Barber	5701	0	0	0
Beautician	5702	0	0	0
Operator of Hairdressing Salon	5703	0	0	0
PROTECTIVE SERVICE WORKERS				
<u>Fire-Fighters</u>				
Fireman	5810	49	87	37
<u>Police and Detectives</u>				
Policeman	5820	96	162	69
Police Officer	5821	0	0	0
High Police Official	5822	2	5	1
Specialized Law Officer	5823	0	0	0
<u>Protective Service Workers n.e.c.</u>				
Watchman	5890	131	101	70
Prison Guard	5891	0	0	0
Bailiff	5892	20	17	10
<u>Armed Forces</u>				
Armed Forces ¹	5895	211	295	177
SERVICE WORKERS n.e.c.	5900	17	0	6
<u>Guides</u>				
Museum Attendant	5910	0	0	0
<u>Undertakers and Embalmers</u>				
Undertaker	5920	15	10	12

¹This code is not part of the International Standard Classification Codes. It is a code used by NORC.

1968 International Standard Classification Codes (based on 1970 U.S. occupational codes)	Punch	Cols. 5285-5288	Cols. 5289-5292	Cols. 5293-5296
	Occupation	N's		
	Code	Respondent	R's Father	R's Spouse
<u>Other Service Worker</u>				
Medical Attendant	5990	0	0	0
Entertainment Attendant	5991	34	4	9
Elevator Operator	5992	7	7	2
Hotel Bell Boy	5993	5	9	1
Doorkeeper	5994	0	0	0
Shoe Shiner	5995	0	2	0
Airline Stewardess	5996	7	0	6
Bookmaker	5997	0	0	0
Bell Captain in Hotel	5998	0	0	0
Illegal Lottery Agent	5999	0	0	0
AGRICULTURAL, ANIMAL HUSBANDRY AND FORESTRY WORKERS, FISHERMEN AND HUNTERS				
FARM MANAGERS AND SUPERVISORS				
<u>Farm Managers and Supervisors</u>				
Farm Manager	6000	12	66	7
Farm Foreman	6001	5	32	6
FARMERS				
<u>General Farmers</u>				
Farmer	6110	412	4032	276
Large Farmer	6111	0	0	0
Small Farmer	6112	0	0	0
Tenant Farmer	6113	0	0	0
Share Cropper	6114	0	0	0
Collective Farmer	6115	0	0	0
Settler	6116	0	0	0
Unpaid Family Farm Worker	6117	11	9	11
<u>Specialized Farmers</u>				
Specialized Farmer	6120	0	0	0
AGRICULTURAL AND ANIMAL HUSBANDRY WORKERS				
<u>General Farm Workers</u>				
Farm Hand	6210	143	451	77
Migrant Worker	6211	0	0	0
<u>Field Crop and Vegetable Farm Workers</u>				
Field Crop Worker	6220	0	0	0
<u>Orchard, Vineyard and Related Tree and Shrub Crop Workers</u>				
Palmwine Harvester	6230	0	0	0
<u>Livestock Workers</u>				
Livestock Worker	6240	0	0	0
<u>Dairy Farm Worker</u>				
Milker	6250	0	0	0
<u>Poultry Farm Workers</u>	6260	0	0	0
<u>Nursery Workers and Gardeners</u>				
Gardener	6270	0	0	0
<u>Farm Machinery Operators</u>				
Tractor Driver	6280	0	0	0
<u>Agricultural and Animal Husbandry Workers n.e.c.</u>				
Skilled Farm Worker	6290	2	14	1
Gatherer	6291	0	0	0
FORESTRY WORKERS				

1968 International Standard Classification Codes (based on 1970 U.S. occupational codes)	Punch	Cols. 5285-5288	Cols. 5289-5292	Cols. 5293-5296
	Occupation	N's		
	Code	Respondent	R's Father	R's Spouse
<u>Loggers</u>				
Logger	6310	0	0	0
Whistle Punk	6311	0	0	0
<u>Forestry Workers (Except Logging)</u>				
Forester	6320	0	0	0
Timber Cruiser	6321	0	0	0
Tree Surgeon	6322	0	0	0
FISHERMEN, HUNTERS AND RELATED WORKERS				
<u>Fishermen</u>				
Fisherman	6410	9	25	5
Fisherman With Own Boat	6411	0	0	0
<u>Fishermen, Hunters and Related Workers n.e.c.</u>				
Whaler	6490	0	0	0
Hunter	6491	0	0	0
PRODUCTION AND RELATED WORKERS, TRANSPORT EQUIPMENT OPERATORS AND LABORERS				
PRODUCTION SUPERVISORS AND GENERAL FOREMEN				
<u>Production Supervisors and General Foreman</u>				
Foreman				
Supervisor	7000	325	696	292
MINERS, QUARRYMEN, WELL DRILLERS AND RELATED WORKERS	7001	0	0	0
<u>Miners and Quarrymen</u>				
Miner				
Specialized Mine Worker				
Quarry Worker	7110	99	573	80
Instructor in Mine	7111	2	5	0
	7112	0	0	0
<u>Mineral and Stone Treaters</u>	7113	0	0	0
<u>Well Drillers, Borers and Related Workers</u>				
Oil Field Worker	7120	0	0	0
METAL PROCESSORS	7130	11	35	13
<u>Metal Smelting, Converting and Refining Furnacemen</u>				
Steel Mill Worker				
<u>Metal Rolling-Mill Workers</u>	7210	20	47	13
Rolling Mill Operator				
<u>Metal Melters and Reheaters</u>	7220	0	0	0
<u>Metal Casters</u>	7230	3	3	2
Metal Caster				
<u>Metal Moulders and Coremakers</u>	7240	0	0	0
<u>Metal Annealers, Temperers, and Case-Hardeners</u>	7250	0	0	0
<u>Metal Drawers and Extruders</u>	7260	3	5	1
<u>Metal Platers and Coaters</u>	7270	0	0	0
Galvinizer				
<u>Metal Processors n.e.c.</u>	7280	9	7	2
	7290	0	0	0

1968 International Standard Classification Codes (based on 1970 U.S. occupational codes)	Punch	Cols. 5285-5288	Cols. 5289-5292	Cols. 5293-5296
	Occupation	N's		
	Code	Respondent	R's Father	R's Spouse
WOOD PREPARATION WORKERS AND PAPER MAKERS				
<u>Wood Treaters</u>	7310	0	0	0
<u>Sawyers, Plywood Makers and Related Wood-Processing Workers</u>				
Sawyer in Saw Mill	7320	16	53	16
Lumber Grader	7321	6	14	4
<u>Paper Pulp Preparers</u>	7330	0	0	0
<u>Paper Makers</u>				
Paper Maker	7340	0	0	0
CHEMICAL PROCESSORS AND RELATED WORKERS				
<u>Crushers, Grinders and Mixers</u>	7410	15	22	14
<u>Cookers, Roasters and Related Heat-Treaters</u>	7420	0	0	0
<u>Filter and Separator Operators</u>	7430	0	0	0
<u>Still and Reactor Operators</u>	7440	0	0	0
<u>Petroleum-Refining Workers</u>				
Petroleum Worker	7450	0	0	0
<u>Chemical Processors and Related Workers n.e.c.</u>				
Chemical Worker	7490	0	0	0
Charcoal Burner	7491	0	0	0
SPINNERS, WEAVERS, KNITTERS, DYERS AND RELATED WORKERS				
<u>Fiber Preparers</u>	7510	0	0	0
<u>Spinners and Winders</u>				
Spinner	7520	56	18	24
<u>Weaving- and Knitting-Machine Setters and Pattern-Card Preparers</u>				
Machine Loom Fixer, Operator	7530	2	13	3
<u>Weavers and Related Workers</u>				
Weaver	7540	15	14	6
Cloth Grader	7541	0	0	0
<u>Knitters</u>				
Knitting Machine Operator	7550	18	3	9
<u>Bleachers, Dyers and Textile Product Finishers</u>				
Cloth Dyer	7560	4	9	2
<u>Spinners, Weavers, Knitters, Dyers and Related Workers n.e.c.</u>				
Textile Mill Worker	7590	43	42	18
TANNERS, FELLMONGERS AND PELT DRESSERS				
<u>Tanners and Fellmongers</u>	7610	0	0	0
<u>Pelt Dressers</u>	7620	0	0	0
FOOD AND BEVERAGE PROCESSORS				
<u>Grain Millers and Related Workers</u>				
Grain Miller	7710	1	10	1
Grain Mill Owner-Operator	7711	0	0	0

1968 International Standard Classification Codes (based on 1970 U.S. occupational codes)	Punch	Cols. 5285-5288	Cols. 5289-5292	Cols. 5293-5296
	Occupation	N's		
	Code	Respondent	R's Father	R's Spouse
<u>Sugar Processors and Refiners</u>				
Sugar Boiler	7720	0	0	0
<u>Butchers and Meat Preparers</u>				
Butcher	7730	0	0	0
Packing House Butcher	7731	71	112	51
Master Butcher	7732	0	0	0
<u>Food Preservers</u>				
Cannery Worker	7740	15	9	9
<u>Dairy Product Processors</u>	7750	0	0	0
<u>Bakers, Pastrycooks and Confectionery Makers</u>				
Baker	7760	38	67	14
Master Baker	7761	0	0	0
<u>Tea, Coffee and Cocoa Preparers</u>	7770	0	0	0
<u>Brewers, Wine and Beverage Makers</u>				
Moonshiner	7780	0	0	0
<u>Food and Beverage Processors n.e.c.</u>				
Fish Butcher	7790	6	1	10
TOBACCO PREPARERS AND TOBACCO PRODUCT MAKERS				
<u>Tobacco Preparers</u>	7810	0	0	0
<u>Cigar Makers</u>				
Cigar Maker	7820	0	0	0
<u>Cigarette Makers</u>	7830	0	0	0
<u>Tobacco Preparers and Tobacco Product Makers n.e.c.</u>				
Tobacco Factory Worker	7890	0	0	0
TAILORS, DRESSMAKERS, SEWERS, UPHOLSTERERS AND RELATED WORKERS				
<u>Tailors and Dressmakers</u>				
Tailor	7910	22	68	14
Custom Seamstress	7911	53	3	15
<u>Fur Tailors and Related Workers</u>				
Fur Coat Tailor	7920	1	4	0
<u>Milliners and Hatmakers</u>				
Milliner	7930	5	1	3
<u>Patternmakers and Cutters</u>				
Garment Cutter	7940	81	64	42
<u>Sewers and Embroiderers</u>				
Sewing Machine Operator	7950	356	22	202
<u>Upholsterers and Related Workers</u>				
Upholsterer	7960	20	24	17
<u>Tailors, Dressmakers, Sewers, Upholsterers and Related Workers n.e.c.</u>	7990	51	10	27
SHOEMAKERS AND LEATHER GOODS MAKERS				
<u>Shoemakers and Shoe Repairers</u>				
Shoemaker, Repairer	8010	5	30	2

1968 International Standard Classification Codes (based on 1970 U.S. occupational codes)	Punch	Cols. 5285-5288	Cols. 5289-5292	Cols. 5293-5296
	Occupation	N's		
	Code	Respondent	R's Father	R's Spouse
<u>Shoe Cutters, Lasters, Sewers and Related Workers</u>	8020	13	17	11
<u>Leather Goods Makers</u> Leather Worker	8030	0	0	0
CABINETMAKERS AND RELATED WOODWORKERS				
<u>Cabinetmakers</u> Cabinetmaker	8110	17	54	15
<u>Woodworking-Machine Operators</u>	8120	13	17	9
<u>Cabinetmakers and Related Woodworkers n.e.c.</u> Cooper	8190	0	0	0
Wood Vehicle Builder	8191	0	0	0
STONE CUTTERS AND CARVERS				
<u>Stone Cutters and Carvers</u> Tombstone Carver	8200	1	5	1
BLACKSMITHS, TOOLMAKERS AND MACHINETOOL OPERATORS				
<u>Blacksmiths, Hammersmiths and Forging-Press Operators</u> Blacksmith	8310	6	65	3
Forging-Press Operator	8311	2	10	6
<u>Toolmakers, Metal Patternmakers and Metal Markers</u> Tool and Die Maker	8320	41	82	24
Metal Patternmaker	8321	0	0	0
<u>Machine-Tool Setter-Operators</u> Machine Set-Up Man	8330	14	20	2
Turner	8331	0	0	0
<u>Machine-Tool Operators</u> Machine Operator in Factory	8340	742	833	473
<u>Metal Grinders, Polishers and Tool Sharpeners</u> Saw Sharpener	8350	0	0	0
Polishing Machine Operator	8351	30	43	28
<u>Blacksmiths, Toolmakers and Machine-Tool Operators n.e.c.</u> Locksmith	8390	0	0	0
MACHINERY FITTERS, MACHINE ASSEMBLERS AND PRECISION INSTRUMENT MAKERS (EXCEPT ELECTRICAL)				
<u>Machinery Fitters and Machine Assemblers</u> Machinist or Fitter	8410	113	232	96
Aircraft Worker	8411	0	0	0
Millwright	8412	26	50	21
<u>Watch, Clock and Precision Instrument Makers</u> Watch Maker, Repairman	8420	0	0	0
Fine Fitter	8421	0	0	0
Dental Mechanic	8422	5	6	12
<u>Motor Vehicle Mechanics</u> Garage Mechanic	8430	201	305	176
Garage Operator	8431	0	0	0

1968 International Standard Classification Codes (based on 1970 U.S. occupational codes)	Punch	Cols. 5285-5288	Cols. 5289-5292	Cols. 5293-5296
	Occupation	N's		
	Code	Respondent	R's Father	R's Spouse
<u>Aircraft Engine Mechanics</u> Airplane Mechanic	8440	36	41	30
<u>Machinery Fitters, Machine Assemblers and Precision Instrument Makers (Except Electrical) n.e.c.</u> Mechanic, Repairman	8490	247	338	174
Bicycle Repairman	8491	0	0	0
Mechanic's Helper	8492	7	10	3
Assembly Line Worker	8493	321	145	177
Unskilled Garage Worker	8494	55	21	17
ELECTRICAL FITTERS AND RELATED ELECTRICAL AND ELECTRONICS WORKERS				
<u>Electrical Fitters</u> Electrical Fitter	8510	14	2	5
<u>Electronics Fitters</u>	8520	0	0	0
<u>Electrical and Electronic Equipment Assemblers</u> Electronic Assembler	8530	0	0	0
<u>Radio and Television Repairmen</u> Radio, TV Repairman	8540	34	28	41
<u>Electrical Wiremen</u> Electrician	8550	148	203	79
Master Electrician (Own Shop)	8551	0	0	0
<u>Telephone and Telegraph Installers</u> Telephone Installer	8560	42	35	34
<u>Electric Linemen and Cable Jointers</u> Power Lineman	8570	46	45	39
<u>Electrical Fitters and Related Electrical and Electronics Workers n.e.c.</u>	8590	23	6	10
BROADCASTING STATION AND SOUND EQUIPMENT OPERATORS AND CINEMA PROJECTIONISTS				
<u>Broadcasting Station Operators</u> Broadcasting Station Operator	8610	0	0	0
<u>Sound Equipment Operators and Cinema Projectionists</u> Motion Picture Projectionist	8620	4	5	1
PLUMBERS, WELDERS, SHEET METAL AND STRUCTURAL METAL PREPARERS AND ERECTORS				
<u>Plumbers and Pipe Fitters</u> Plumber	8710	95	182	75
Master Plumber (Own Business)	8711	0	0	0
<u>Welders and Flame-Cutters</u> Welder	8720	146	200	116
<u>Sheet-Metal Workers</u> Sheet-Metal Worker	8730	59	100	47
Copper, Tin Smith	8731	0	0	0
Boilermaker	8732	8	21	4
Vehicle Body Builder	8733	0	0	0
<u>Structural Metal Preparers and Erectors</u> Structural Steel Worker	8740	28	33	23

1968 International Standard Classification Codes (based on 1970 U.S. occupational codes)	Punch	Cols. 5285-5288	Cols. 5289-5292	Cols. 5293-5296
	Occupation	N's		
	Code	Respondent	R's Father	R's Spouse
JEWELRY AND PRECIOUS METAL WORKERS				
<u>Jewelry and Precious Metal Workers</u>				
Jeweler, Goldsmith	8800	9	22	14
Master Jeweler, Goldsmith	8801	0	0	0
GLASS FORMERS, POTTERS AND RELATED WORKERS				
<u>Glass Formers, Cutters, Grinders and Finishers</u>				
Lens Grinder	8910	8	4	1
Glass Blower	8911	0	0	0
<u>Potters and Related Clay and Abrasive Formers</u>				
Potter	8920	0	0	0
<u>Glass and Ceramics Kilnmen</u>				
	8930	0	0	0
<u>Glass Engravers and Etchers</u>				
	8940	0	0	0
<u>Glass and Ceramics Painters and Decorators</u>				
	8950	0	0	0
<u>Glass Formers, Potters, and Related Workers n.e.c.</u>				
	8990	0	0	0
RUBBER AND PLASTICS PRODUCT MAKERS				
<u>Rubber and Plastics Product Makers (Except Tire Makers and Tire Vulcanizers)</u>				
	9010	0	0	0
<u>Tire Makers and Vulcanizers</u>				
	9020	0	0	0
PAPER AND PAPERBOARD PRODUCTS MAKERS				
<u>Paper and Paperboard Products Makers</u>				
	9100	0	0	0
PRINTERS AND RELATED WORKERS				
<u>Compositors and Typesetters</u>				
Printer	9210	0	1	1
Master Printer	9211	34	47	21
<u>Printing Pressmen</u>				
Printing Pressman	9220	41	42	29
<u>Stereotypers and Electrotypers</u>				
	9230	0	1	0
<u>Printing Engravers (Except Photoengravers)</u>				
Metal Engraver	9240	4	6	4
<u>Photoengravers</u>				
Photoengraver	9250	10	14	11
<u>Bookbinders and Related Workers</u>				
Bookbinder	9260	16	7	11
<u>Photographic Darkroom Workers</u>				
Photograph Developer	9270	18	3	12
<u>Printers and Related Workers n.e.c.</u>				
Graphics Printer	9290	0	0	0
PAINTERS				
<u>Painters, Construction</u>				
Building Painter	9310	99	179	59
Master Building Painter	9311	3	8	4

1968 International Standard Classification Codes (based on 1970 U.S. occupational codes)	Punch	Cols. 5285-5288	Cols. 5289-5292	Cols. 5293-5296
	Occupation	N's		
	Code	Respondent	R's Father	R's Spouse
<u>Painters n.e.c.</u> Automobile Painter	9390	30	24	17
PRODUCTION AND RELATED WORKERS n.e.c.				
<u>Musical Instrument Makers and Tuners</u> Piano Tuner	9410	4	4	1
<u>Basketry Weavers and Brush Makers</u> Basketweaver	9420	0	0	0
<u>Non-Metallic Mineral Product Makers</u> 9430	9430	0	0	0
<u>Other Production and Related Workers</u> Quality Checker	9490	256	156	158
Ivory Carver	9491	0	0	0
Taxidermist	9492	0	0	0
Calabash Maker	9493	0	0	0
BRICKLAYERS, CARPENTERS AND OTHER CONSTRUCTION WORKERS				
<u>Bricklayers, Stonemasons and Tile Setters</u> Mason	9510	59	158	28
<u>Reinforced-Concreters, Cement Finishers and Terrazzo Workers</u> Cement Finisher	9520	15	31	15
<u>Roofers</u> Roofer	9530	25	33	20
<u>Carpenters, Joiners and Parquetry Workers</u> Carpenter	9540	276	632	195
Master Carpenter	9541	0	0	0
Carpenter's Helper	9542	9	2	2
<u>Plasterers</u> Plasterer	9550	6	26	4
Master Plasterer	9551	0	0	0
<u>Insulators</u> Insulation Installer	9560	5	2	6
<u>Glaziers</u> Glazier	9570	6	9	9
<u>Construction Workers n.e.c.</u> Paperhanger	9590	2	8	3
Master Paperhanger	9591	0	0	0
Maintenance Man	9592	0	0	0
Skilled Construction Worker	9593	0	0	0
Construction Laborer n.e.c.	9594	13	9	17
Unskilled Construction Laborer	9595	221	346	119
House Builder	9596	0	0	0
STATIONARY ENGINE AND RELATED EQUIPMENT OPERATORS				
<u>Power-Generating Machinery Operators</u> Power Station Operator	9610	4	11	6
<u>Stationary Engine and Related Equipment Operators n.e.c.</u> Stationary Engineer	9690	39	84	21

1968 International Standard Classification Codes (based on 1970 U.S. occupational codes)	Punch	Cols. 5285-5288	Cols. 5289-5292	Cols. 5293-5296
	Occupation	N's		
	Code	Respondent	R's Father	R's Spouse
MATERIAL-HANDLING AND RELATED EQUIPMENT OPERATORS, DOCKERS AND FREIGHT HANDLERS				
<u>Dockers and Freight Handlers</u>				
Longshoreman	9710	11	33	7
Warehouse Hand	9711	184	173	105
Porter	9712	0	0	0
Railway, Airport Porter	9713	0	0	0
Packer	9714	193	48	94
<u>Riggers and Cable Splicers</u>	9720	0	0	0
<u>Crane and Hoist Operators</u>				
Power Crane Operator	9730	61	85	37
Drawbridge Tender	9731	0	0	0
<u>Earth-Moving and Related Machinery Operators</u>				
Road Machinery Operator	9740	102	212	95
<u>Material-Handling Equipment Operators n.e.c.</u>	9790	64	53	51
TRANSPORT EQUIPMENT OPERATORS				
<u>Ships' Deck Ratings, Barge Crews and Boatmen</u>				
Seaman	9810	7	22	4
Boatman	9811	1	3	2
<u>Ships' Engine-Room Ratings</u>				
Ship's Engine-Room Hand	9820	0	0	0
<u>Railway Engine Drivers and Firemen</u>				
Locomotive Engineer	9830	21	72	14
Locomotive Fireman	9831	2	12	0
Ore Train Motoman in Mine	9832	8	15	6
<u>Railway Brakemen, Signalmen and Shunters</u>				
Railway Switchman, Brakeman	9840	14	63	20
<u>Motor Vehicle Drivers</u>				
Taxi Driver	9850	36	59	18
Bus, Tram Driver	9851	73	64	52
Driver, Truck Driver	9852	341	548	279
Small Transport Operator	9853	120	201	91
Truck Driver's Helper	9854	0	0	0
Driving Teacher	9855	0	0	0
<u>Animal and Animal-Drawn Vehicle Drivers</u>				
Animal Driver	9860	0	0	0
Wagoneer	9861	0	0	0
<u>Transport Equipment Operators n.e.c.</u>				
Pedal-Vehicle Driver	9890	3	3	3
Railway Crossing Guard	9891	16	6	5
MANUAL WORKERS n.e.c.				
<u>Skilled Workers n.e.c.</u>				
Skilled Worker	9950	9	33	16
Independent Artisan	9951	0	0	0
<u>Semi-Skilled Workers n.e.c.</u>				
Factory Worker	9970	0	0	0
Apprentice	9971	7	5	1
<u>Laborers n.e.c.</u>				
Laborer	9990	557	851	299
Unskilled Factory Laborer	9991	0	0	0
Contract Laborer	9992	0	0	0
Itinerant Worker	9993	0	0	0

1968 International Standard Classification Codes (based on 1970 U.S. occupational codes)	Punch	Cols. 5285-5288	Cols. 5289-5292	Cols. 5293-5296
	Occupation	N's		
	Code	Respondent	R's Father	R's Spouse
Railway Track Worker	9994	0	0	0
Street Sweeper	9995	0	0	0
Garbage Collector	9996	26	34	12
Road Construction Laborer	9997	0	0	0
NOT APPLICABLE, NO ANSWER	BK	16666	18633	26369

1968 International Standard Classification Codes (based on 1980 U.S. occupational codes)	Punch	Cols. 5297- 5300	Cols. 5301- 5304	Cols. 5309- 5312	Cols. 5305- 5308
	Occu- pation Code	N's			
		Respon- dent	R's Father	R's Spouse	R's Mother
PROFESSIONAL TECHNICAL AND RELATED WORKERS					
PHYSICAL SCIENTISTS AND RELATED TECHNICIANS					
<u>Chemists</u>					
<u>Physicists</u>	0110	14	33	11	3
<u>Physical Scientists n.e.c.</u>					
Geologist	0120	2	4	2	0
Astronomer	0130	7	5	6	0
Weatherman	0131	3	5	3	0
Scientist	0132	0	0	0	0
	0133	0	0	0	0
<u>Physical Science Technicians</u>	0139	0	0	0	0
ARCHITECTS, ENGINEERS AND RELATED TECHNICIANS					
<u>Architects and Town Planners</u>					
Architect	0140	37	16	14	1
<u>Civil Engineers</u>					
Engineer, Civil Engineer	0210	27	30	14	1
<u>Electrical and Electronics Engineers</u>					
Electrical Engineer	0220	31	78	23	0
<u>Mechanical Engineers</u>					
Mechanical Engineer	0230	57	107	46	4
<u>Chemical Engineers</u>					
Chemical Engineer	0240	32	73	29	1
<u>Metallurgists</u>					
Metallurgist	0250	11	36	5	0
<u>Mining Engineers</u>					
Mining Engineer	0260	2	9	2	0
<u>Industrial Engineers</u>					
Industrial Engineer	0270	1	5	3	0
<u>Engineers n.e.c.</u>					
Engineer n.e.c.	0280	35	50	38	0
<u>Surveyors</u>					
Surveyor	0290	41	55	25	0
<u>Draftsmen</u>					
Tracer	0310	4	5	5	0
Draftsman	0320	29	36	8	3
	0321	0	0	0	0
<u>Civil Engineering Technicians</u>	0329	0	0	0	0
Surveyor's Assistant					
<u>Electrical and Electronics Engineering Technicians</u>					
	0330	2	5	2	0
<u>Mechanical Engineering Technicians</u>					
	0340	58	26	35	1
<u>Chemical Engineering Technicians</u>					
	0350	2	0	0	0
	0360	0	0	0	0

1968 International Standard Classification Codes (based on 1980 U.S. occupational codes)	Punch	Cols. 5297- 5300	Cols. 5301- 5304	Cols. 5309- 5312	Cols. 5305- 5308
	Occu- pation Code	N's			
		Respon- dent	R's Father	R's Spouse	R's Mother
<u>Metallurgical Technicians</u>	0370	0	0	0	0
<u>Mining Technicians</u>					
Mining Technician	0380	0	0	0	0
<u>Engineering Technicians n.e.c.</u>					
Engineer's Aide	0390	27	18	6	1
AIRCRAFT AND SHIPS' OFFICERS					
<u>Aircraft Pilots, Navigators and Flight Engineers</u>	0410	21	41	11	0
Astronaut	0411	0	0	0	0
Airline Pilot	0419	0	0	0	0
<u>Ships' Deck Officers and Pilots</u>					
Small Boat Officer	0421	1	1	1	0
Ship's Officer	0429	0	0	0	0
<u>Ships' Engineers</u>					
Ship's Engineer	0430	0	0	0	0
LIFE SCIENTISTS AND RELATED TECHNICIANS					
<u>Biologists, Zoologists and Related Scientists</u>					
Biologist	0510	12	0	6	3
<u>Bacteriologists, Pharmacologists and Related Scientists</u>					
Dairy Scientist	0521	0	0	0	0
Medical Researcher	0529	0	0	0	0
<u>Agronomists and Related Scientists</u>	0530	7	17	6	1
Agricultural Agent	0531	0	0	0	0
Agronomist	0539	0	0	0	0
<u>Life Sciences Technicians</u>	0540	59	5	27	10
Agricultural Technician	0541	0	0	0	0
Medical Technician	0549	51	4	25	9
MEDICAL, DENTAL, VETERINARY AND RELATED WORKERS					
<u>Medical Doctors</u>	0610	58	86	43	9
Chief Physician in Hospital	0611	0	0	0	0
Physician	0619	0	0	0	0
<u>Medical Assistants</u>					
Medical Assistant	0620	64	3	21	8
<u>Dentists</u>					
Dentist	0630	21	30	16	3
<u>Dental Assistants</u>	0640	30	0	19	12
<u>Veterinarians</u>					
Veterinarian	0650	4	12	5	2
<u>Veterinary Assistants</u>	0660	0	0	0	0
<u>Pharmacists</u>					
Pharmacist	0670	19	23	10	2
<u>Pharmaceutical Assistants</u>					
Uncertified Pharmacist	0680	0	0	0	0

1968 International Standard Classification Codes (based on 1980 U.S. occupational codes)	Punch	Cols. 5297- 5300	Cols. 5301- 5304	Cols. 5309- 5312	Cols. 5305- 5308
	Occu- pation Code	N's			
		Respon- dent	R's Father	R's Spouse	R's Mother
<u>Dietitians and Public Health Nutritionists</u>					
Dietitian	0690	16	1	8	16
<u>Professional Nurses</u>	0710	374	5	187	293
Head Nurse	0711	0	0	0	0
Professional Nurse, Nurse	0719	0	0	0	0
<u>Nursing Personnel n.e.c.</u>					
Uncertified Nurse	0720	0	0	0	0
<u>Professional Midwives</u>					
Professional Midwife, Midwife	0730	0	0	0	0
<u>Midwifery Personnel n.e.c.</u>	0740	0	0	0	0
<u>Optometrists and Opticians</u>					
Optician	0751	0	0	0	0
Optometrist	0759	5	6	4	0
<u>Physiotherapists and Occupational Therapists</u>	0760	9	1	6	2
Occupational Therapist	0761	5	0	3	1
Masseur	0762	0	0	0	0
Physiotherapist	0769	13	1	12	1
<u>Medical X-Ray Technician</u>	0770	19	4	11	6
<u>Medical, Dental, Veterinary and Related Workers n.e.c.</u>	0790	36	11	11	5
Chiropractor	0791	0	0	0	0
Herbalist	0792	0	0	0	0
Sanitary Officer	0793	0	0	0	0
Osteopath	0799	0	0	0	0
STATISTICIANS, MATHEMATICIANS, SYSTEMS ANALYSTS AND RELATED TECHNICIANS					
<u>Statisticians</u>					
Statistician	0810	1	3	2	1
<u>Mathematicians and Actuaries</u>					
Mathematician	0820	2	0	0	0
<u>Systems Analysts</u>	0830	131	23	60	5
<u>Statistical and Mathematical Technicians</u>					
Computer Programmer	0849	73	28	45	4
ECONOMISTS					
<u>Economists</u>					
Economist	0900	18	7	6	0
ACCOUNTANTS					
<u>Accountants</u>	1100	169	126	79	41
Professional Accountant	1101	0	0	0	0
Accountant	1109	0	0	0	0
JURISTS					
<u>Lawyers</u>					
Public Prosecutor	1211	0	0	0	0
Lawyer, Trial Lawyer	1219	126	88	71	11

1968 International Standard Classification Codes (based on 1980 U.S. occupational codes)	Punch	Cols. 5297- 5300	Cols. 5301- 5304	Cols. 5309- 5312	Cols. 5305- 5308
	Occu- pation Code	N's			
		Respon- dent	R's Father	R's Spouse	R's Mother
<u>Judges</u>					
Supreme Court Justice	1221	0	0	0	0
Local Court Judge	1222	0	0	0	0
Judge	1229	3	3	0	0
<u>Jurists n.e.c.</u>					
Legal Advisor Without Degree	1291	0	0	0	0
Non-Trial Lawyer	1299	0	0	0	0
TEACHERS					
<u>University and Higher Education Teachers</u>	1310	111	74	61	13
University Professor	1311	0	0	0	0
University President, Dean	1319	0	0	0	0
<u>Secondary Education Teachers</u>	1320	149	93	77	65
Middle School Teacher	1321	0	0	0	0
High School Teacher	1329	0	0	0	0
<u>Primary Education Teachers</u>					
Teacher, Primary Teacher	1330	330	56	175	209
<u>Pre-Primary Education Teachers</u>					
Pre-Primary Teacher	1340	46	0	31	24
<u>Special Education Teachers</u>	1350	29	0	8	13
<u>Teachers n.e.c.</u>	1390	91	24	38	24
Principal, Primary Principal	1391	0	0	0	0
Education Officer	1392	0	0	0	0
Teacher's Aide	1393	49	1	30	34
Secondary School Principal	1394	0	0	0	0
Vocational Teacher	1399	0	0	0	0
WORKERS IN RELIGION					
<u>Ministers of Religion and Related Members of Religious Orders</u>	1410	37	111	29	1
High Church Official	1411	0	0	0	0
Religious Reciter	1412	0	0	0	0
Evangelist	1413	0	0	0	0
Missionary	1414	0	0	0	0
Member of Religious Order	1415	0	0	0	0
Assistant Priest	1416	0	0	0	0
Clergyman	1419	0	0	0	0
<u>Workers in Religion n.e.c.</u>	1490	11	1	6	3
Faith Healer	1491	0	0	0	0
Religious Teacher	1499	0	0	0	0
AUTHORS, JOURNALISTS AND RELATED WRITERS					
<u>Authors and Critics</u>					
Pulp Writer	1511	0	0	0	0
Author	1519	18	1	3	1
<u>Authors, Journalists and Related Writers n.e.c.</u>	1590	52	19	18	10
Newspaper Editor	1591	0	0	0	0
Advertising Writer	1592	0	0	0	0
Public Relations Man	1593	31	11	9	2
Journalist	1599	0	0	0	0

1968 International Standard Classification Codes (based on 1980 U.S. occupational codes)	Punch	Cols. 5297- 5300	Cols. 5301- 5304	Cols. 5309- 5312	Cols. 5305- 5308
	Occu- pation Code	N's			
		Respon- dent	R's Father	R's Spouse	R's Mother
SCULPTORS, PAINTERS, PHOTOGRAPHERS AND RELATED CREATIVE ARTISTS					
<u>Sculptors, Painters and Related Artists</u>					
Artist	1610	50	13	14	13
<u>Commercial Artists and Designers</u>					
Designer	1621	67	17	22	18
Window Display Artist	1622	0	0	0	0
Commercial Artist	1629	0	0	0	0
<u>Photographers and Cameramen</u>					
TV Cameraman	1631	0	0	0	0
Photographer	1639	17	15	11	2
COMPOSERS AND PERFORMING ARTISTS					
<u>Composers, Musicians and Singers</u>					
Jazz Musician	1710	31	14	12	2
Musical Entertainer	1711	0	0	0	0
Music Teacher	1712	0	0	0	0
Musician, Classical Musician	1713	0	0	0	0
	1719	0	0	0	0
<u>Choreographers and Dancers</u>					
Dancing Teacher	1720	10	0	1	0
Dancer	1721	0	0	0	0
	1729	0	0	0	0
<u>Actors and Stage Directors</u>					
Star Actor	1730	22	4	9	2
Dramatic Director	1731	0	0	0	0
Actor	1732	0	0	0	0
	1739	0	0	0	0
<u>Producers, Performing Arts</u>					
Dramatic Producer	1740	0	0	0	0
<u>Circus Performers</u>					
1750	0	0	0	0	0
<u>Performing Artists n.e.c.</u>					
Entertainer	1790	13	7	7	4
Radio, TV Announcer	1791	0	0	0	0
	1799	3	3	5	1
ATHLETES, SPORTSMEN AND RELATED WORKERS					
<u>Athletes, Sportsmen and Related Workers</u>					
Coach, Manager	1801	0	0	0	0
Professional Athlete	1809	10	2	1	0
PROFESSIONAL, TECHNICAL AND RELATED WORKERS n.e.c.					
<u>Librarians, Archivists and Curators</u>					
Librarian	1910	35	1	26	11
<u>Sociologists, Anthropologists and Related Scientists</u>					
Psychologist	1921	27	7	6	4
Archeologist	1922	0	0	0	0
Historian	1923	0	0	0	0
Social Scientist n.e.c.	1924	2	1	1	0
Sociologist	1929	0	0	0	0
<u>Social Workers</u>					
Group Worker	1930	9	0	2	3
Social Worker	1931	0	0	0	0
	1939	114	20	46	31

1968 International Standard Classification Codes (based on 1980 U.S. occupational codes)	Punch	Cols. 5297- 5300	Cols. 5301- 5304	Cols. 5309- 5312	Cols. 5305- 5308
	Occu- pation Code	N's			
		Respon- dent	R's Father	R's Spouse	R's Mother
<u>Personnel and Occupational Specialists</u>	1940	94	35	58	18
Job Counselor	1941	0	0	0	0
Personnel Director	1949	0	0	0	0
<u>Philologists, Translators and Interpreters</u>					
Philologist	1951	0	0	0	0
Translator	1959	0	0	0	0
<u>Other Professional, Technical and Related Workers</u>					
Diviner	1991	0	0	0	0
Fingerprint Expert	1992	0	0	0	0
Explorer	1993	0	0	0	0
Peace Corps Member	1994	0	0	0	0
Advertising Executive	1995	0	0	0	0
Technician	1999	47	20	18	6
ADMINISTRATIVE AND MANAGERIAL WORKERS					
LEGISLATIVE OFFICIALS AND GOVERNMENT ADMINISTRATORS					
<u>Heads of Government Jurisdiction</u>	2010	77	96	55	11
Provincial Governor	2011	0	0	0	0
District Head	2012	0	0	0	0
Head, Large City	2013	0	0	0	0
Head, City or Small City	2014	0	0	0	0
Village Head	2015	0	0	0	0
Chief of State	2019	0	0	0	0
<u>Members of Legislative Bodies</u>	2020	0	6	1	1
Member Upper House	2021	0	0	0	0
Member Lower House	2022	0	0	0	0
Member Provincial House	2023	0	0	0	0
Member Local Council	2024	0	0	0	0
Leader of House	2029	0	0	0	0
<u>High Administrative Officials</u>	2030	2	7	1	1
Ambassador	2031	0	0	0	0
Diplomat	2032	0	0	0	0
High Civil Servant, Dept. Head	2033	0	0	0	0
Dept. Head, Provincial Government	2034	0	0	0	0
Dept. Head, Local Government	2035	0	0	0	0
Chief's Counselor	2036	0	0	0	0
Government Minister	2039	0	0	0	0
MANAGERS					
<u>General Managers</u>	2110	62	33	34	13
Head of Large Firm	2111	0	0	0	0
Head of Firm	2112	0	0	0	0
Head of Small Firm	2113	0	0	0	0
Banker	2114	0	0	0	0
Banker, Large Bank	2115	0	0	0	0
Building Contractor	2116	0	0	0	0
Member Board of Directors	2119	0	0	0	0
<u>Production Managers (Except Farm)</u>					
Factory Manager	2120	0	0	0	0

1968 International Standard Classification Codes (based on 1980 U.S. occupational codes)	Punch	Cols. 5297- 5300	Cols. 5301- 5304	Cols. 5309- 5312	Cols. 5305- 5308
	Occu- pation Code	N's			
		Respon- dent	R's Father	R's Spouse	R's Mother
<u>Managers n.e.c.</u>	2190	1107	1160	704	172
Branch Manager	2191	0	0	0	0
Department Manager	2192	22	11	10	4
Department Manager, Large Firm	2193	0	0	0	0
Business Executive	2194	0	0	0	0
Politician, Party Official	2195	0	0	0	0
Union Official	2196	0	0	0	0
High Union Official	2197	0	0	0	0
Businessman	2199	0	0	0	0
CLERICAL AND RELATED WORKERS					
CLERICAL SUPERVISORS					
<u>Clerical Supervisors</u>	3000	108	27	45	28
Office Manager	3009	0	0	0	0
GOVERNMENT EXECUTIVE OFFICIALS					
<u>Government Executive Officials</u>	3100	7	0	3	1
Civil Servant, Minor Civil Servant	3101	0	0	0	0
Government Inspector	3102	38	45	29	3
Customs Inspector	3103	0	0	0	0
Tax Collector	3104	0	0	0	0
Middle Rank Civil Servant	3109	0	0	0	0
STENOGRAPHERS, TYPISTS AND CARD- AND TAPE- PUNCHING MACHINE OPERATORS					
<u>Stenographers, Typists and Teletypists</u>					
Secretary	3211	616	11	314	381
Typist, Stenographer	3219	58	3	27	18
<u>Card- and Tape-Punching Machine Operators</u>					
Keypunch Operator	3220	69	3	23	17
BOOKKEEPERS, CASHIERS AND RELATED WORKERS					
<u>Bookkeepers and Cashiers</u>					
Cashier	3311	348	6	111	150
Head Cashier	3312	0	0	0	0
Bank Teller	3313	59	6	26	34
Post Office Clerk	3314	0	0	0	0
Ticket Seller	3315	0	0	0	0
Bookkeeper	3319	236	36	134	141
<u>Bookkeepers, Cashiers and Related Workers n.e.c.</u>					
Bill Collector	3391	31	0	23	3
Financial Clerk	3399	29	6	9	9
COMPUTING MACHINE OPERATORS					
<u>Bookkeeping and Calculating Machine Operators</u>	3410	29	0	14	1
<u>Automatic Data-Processing Machine Operators</u>					
Computer Operator	3420	39	7	24	6
TRANSPORT AND COMMUNICATIONS SUPERVISORS					
<u>Railway Station Masters</u>					
Railway Stationmaster	3510	0	0	0	0

1968 International Standard Classification Codes (based on 1980 U.S. occupational codes)	Punch	Cols. 5297- 5300	Cols. 5301- 5304	Cols. 5309- 5312	Cols. 5305- 5308
	Occu- pation Code	N's			
		Respon- dent	R's Father	R's Spouse	R's Mother
<u>Postmasters</u>					
Postmaster	3520	3	14	2	5
<u>Transport and Communications Supervisors n.e.c.</u>					
Dispatcher, Expeditor	3590	73	64	50	15
TRANSPORT CONDUCTORS					
<u>Transport Conductors</u>					
Bus, Streetcar Conductor	3601	0	0	0	0
Sleeping Car Porter	3602	0	0	0	0
Railroad Conductor	3609	8	47	4	0
MAIL DISTRIBUTION CLERKS					
<u>Mail Distribution Clerks</u>	3700	69	38	29	20
Office Boy, Messenger	3701	18	5	7	0
Mail Carrier	3709	43	93	27	10
TELEPHONE AND TELEGRAPH OPERATORS					
<u>Telephone and Telegraph Operators</u>	3800	1	2	1	0
Telegraph Operator	3801	1	1	0	0
Radio Operator	3802	0	0	0	0
Telephone Operator	3809	57	2	15	40
CLERICAL AND RELATED WORKERS n.e.c.					
<u>Stock Clerks</u>					
Shipping Clerk	3911	85	30	43	12
Stockroom Attendant	3919	83	29	32	10
<u>Material and Production Planning Clerks</u>	3920	75	18	36	15
<u>Correspondence and Reporting Clerks</u>	3930	2	0	1	0
Government Office Clerk	3931	0	0	0	0
Law Clerk	3932	0	0	0	0
Office Clerk	3939	211	30	78	62
<u>Receptionists and Travel Agency Clerks</u>	3940	8	0	1	3
Transportation Agent	3941	0	0	0	0
Railway Baggage man	3942	0	0	0	0
Travel Agent	3943	0	0	0	0
Floor Walker	3944	0	0	0	0
Receptionist	3949	121	2	55	41
<u>Library and Filing Clerks</u>					
Filing Clerk	3951	36	4	22	9
Library Assistant	3959	28	2	7	4
<u>Clerks n.e.c.</u>	3990	158	31	64	31
Political Party Worker	3992	0	0	0	0
Meter Reader	3993	5	6	3	0
Proofreader	3999	6	0	0	6
SALES WORKERS					
MANAGERS (WHOLESALE AND RETAIL TRADE)					
<u>Managers (Wholesale and Retail Trade)</u>					
Service Station Manager	4001	0	0	0	0
Credit Manager	4002	0	0	0	0
Retail Manager	4009	0	0	0	0

1968 International Standard Classification Codes (based on 1980 U.S. occupational codes)	Punch	Cols. 5297- 5300	Cols. 5301- 5304	Cols. 5309- 5312	Cols. 5305- 5308
	Occu- pation Code	N's			
		Respon- dent	R's Father	R's Spouse	R's Mother
WORKING PROPRIETORS (WHOLESALE AND RETAIL TRADE)					
<u>Working Proprietors (Wholesale and Retail Trade)</u>					
Large Shop Owner	4101	0	0	0	0
One-Man Stand Operator	4102	0	0	0	0
Automobile Dealer	4103	0	0	0	0
Broker	4104	0	0	0	0
Livestock Broker	4105	0	0	0	0
Wholesale Distributor	4106	0	0	0	0
Smuggler	4107	0	0	0	0
Labor Contractor	4108	0	0	0	0
Shop Keeper	4109	0	0	0	0
SALES SUPERVISORS AND BUYERS					
<u>Sales Supervisors</u>					
Sales Manager	4210	374	461	229	98
<u>Buyers</u>	4220	58	43	29	6
Purchasing Agent	4221	0	0	0	0
Agricultural Buyer	4222	2	10	4	0
Buyer	4229	0	0	0	0
TECHNICAL SALESMAN, COMMERCIAL TRAVELLERS AND MANUFACTURERS' AGENTS					
<u>Technical Salesmen and Service Advisers</u>					
Utility Co. Salesman	4311	0	0	0	0
Sales Engineer	4319	6	1	0	0
<u>Commercial Travellers and Manufacturers' Agents</u>					
Traveling Salesman	4320	141	190	91	13
INSURANCE, REAL ESTATE, SECURITIES AND BUSINESS SERVICES SALESMEN AND AUCTIONEERS					
4400	4400	50	17	22	5
<u>Insurance, Real Estate and Securities Salesman</u>					
4410	4410	93	20	46	26
Real Estate Agent	4411	94	48	56	31
Stock Broker	4412	33	12	21	1
Insurance Agent	4419	85	108	56	6
<u>Business Services Salesmen</u>					
Advertising Salesman	4420	17	10	14	2
<u>Auctioneers</u>					
Auctioneer	4430	0	0	0	0
Appraiser	4431	87	5	31	11
Insurance Claims Investigator	4432	42	12	14	10
SALESMEN, SHOP ASSISTANTS AND RELATED WORKERS					
<u>Salesmen, Shop Assistants and Demonstrators</u>					
Automobile Salesman	4511	0	0	0	0
Gas Station Attendant	4512	0	0	0	0
Model	4513	8	0	4	1
Sales Demonstrator	4514	0	0	0	0
Sales Clerk	4519	436	230	222	197

1968 International Standard Classification Codes (based on 1980 U.S. occupational codes)	Punch	Cols. 5297- 5300	Cols. 5301- 5304	Cols. 5309- 5312	Cols. 5305- 5308
	Occu- pation Code	N's			
		Respon- dent	R's Father	R's Spouse	R's Mother
<u>Street Vendors, Canvassers and Newsvendors</u>	4520	26	64	24	2
Street Vendor, Peddler	4521	58	20	19	24
Telephone Solicitor	4522	0	0	0	0
Newspaper Seller	4523	9	7	3	2
Routeman	4524	0	0	0	0
Narcotics Peddler	4525	0	0	0	0
Market Trader	4529	0	0	0	0
SALES WORKERS n.e.c.					
<u>Sales Workers n.e.c.</u>					
Money Lender	4900	9	4	7	0
SERVICE WORKERS					
MANAGERS (CATERING AND LODGING SERVICES)					
<u>Managers (Catering and Lodging Services)</u>					
Hotel Manager	5001	0	0	0	0
Apartment Manager	5002	0	0	0	0
Bar Manager	5009	0	0	0	0
WORKING PROPRIETORS (CATERING AND LODGING SERVICES)					
<u>Working Proprietors (Catering and Lodging Services)</u>					
Lunchroom, Coffee Shop Operator	5101	0	0	0	0
Hotel Operator	5102	0	0	0	0
Boardinghouse Keeper	5103	0	0	0	0
Pub Keeper	5104	0	0	0	0
Restaurant Owner	5109	0	0	0	0
HOUSEKEEPING AND RELATED SERVICE SUPERVISORS					
<u>Housekeeping and Related Service Supervisors</u>					
Housekeeper	5201	0	0	0	0
Steward	5209	0	0	0	0
COOKS, WAITERS, BARTENDERS AND RELATED WORKERS	5300	65	6	15	38
<u>Cooks</u>					
Master Cook	5311	0	0	0	0
Cook's Helper	5312	42	5	11	8
Cook	5319	207	46	75	155
<u>Waiters, Bartenders and Related Workers</u>					
Bartender	5321	45	14	10	11
Soda Fountain Clerk	5322	34	5	18	6
Waiter	5329	216	10	71	146
MAIDS AND RELATED HOUSEKEEPING SERVICE WORKERS n.e.c.					
<u>Maids and Related Housekeeping Service Workers n.e.c.</u>					
Nursemaid	5401	177	1	77	73
Hotel Chambermaid	5402	0	0	0	0
Hotel Concierge	5403	0	0	0	0
Servant	5409	0	0	0	0

1968 International Standard Classification Codes (based on 1980 U.S. occupational codes)	Punch	Cols. 5297-5300	Cols. 5301-5304	Cols. 5309-5312	Cols. 5305- 5308
	Occu- pation	N's			
	Code	Respon- dent	R's Father	R's Spouse	R's Mother
BUILDING CARETAKERS, CHARWORKERS, CLEANERS AND RELATED WORKERS	5500	239	147	116	72
<u>Building Caretakers</u>	5510	38	19	13	6
Concierge (Apartment House)	5511	0	0	0	0
Sexton	5512	0	0	0	0
Janitor	5519	0	0	0	0
<u>Charworkers, Cleaners and Related Workers</u>	5520	106	2	30	184
Window Washer	5521	0	0	0	0
Chimney Sweep	5522	0	0	0	0
Charworker	5529	0	0	0	0
LAUNDERERS, DRY-CLEANERS AND PRESSERS					
<u>Launderers, Dry-Cleaners and Pressers</u>	5600	64	29	21	74
Launderer					
HAIRDRESSERS, BARBERS, BEAUTICIANS AND RELATED WORKERS					
<u>Hairdressers, Barbers, Beauticians and Related Workers</u>	5700	10	2	3	2
Master Barber	5701	0	0	0	0
Beautician	5702	128	6	56	74
Operator of Hairdressing Salon	5703	0	0	0	0
Barber	5709	8	41	6	1
PROTECTIVE SERVICE WORKERS					
<u>Fire-Fighters</u>	5810	31	58	18	1
Fireman					
<u>Police and Detectives</u>	5821	11	10	4	0
Police Officer	5822	0	0	0	0
High Police Official	5823	0	0	0	0
Specialized Law Officer	5829	61	98	38	4
Policeman					
<u>Protective Service Workers n.e.c.</u>	5890	102	64	49	10
Prison Guard	5891	28	15	17	0
Bailiff	5892	0	0	0	0
Armed Forces ¹	5895	81	159	63	1
Watchman	5899	0	0	0	0
SERVICE WORKERS n.e.c.	5900	40	3	14	10
<u>Guides</u>	5910	3	0	4	0
Museum Attendant					
<u>Undertakers and Embalmers</u>	5920	7	11	1	3
Undertaker					
<u>Other Service Worker</u>	5990	21	11	4	2
Entertainment Attendant	5991	26	4	13	4
Elevator Operator	5992	0	3	2	1
Hotel Bell Boy	5993	0	0	0	0
Doorkeeper	5994	0	0	0	0
Shoe Shiner	5995	0	0	0	0
Airline Stewardess	5996	0	0	0	0
Bookmaker	5997	0	0	0	0
Bell Captain in Hotel	5998	1	4	4	0
Medical Attendant	5999	309	8	95	184

¹This code is not part of the International Standard Classification Codes. It is a code used by NORC.

1968 International Standard Classification Codes (based on 1980 U.S. occupational codes)	Punch	Cols. 5297- 5300	Cols. 5301- 5304	Cols. 5309- 5312	Cols. 5305- 5308
	Occu- pation Code	N's			
		Respon- dent	R's Father	R's Spouse	R's Mother
AGRICULTURAL, ANIMAL HUSBANDRY AND FORESTRY WORKERS, FISHERMEN AND HUNTERS					
FARM MANAGERS AND SUPERVISORS					
<u>Farm Managers and Supervisors</u>	6000	28	87	13	2
Farm Foreman	6001	3	13	0	1
Farm Manager	6009	0	0	0	0
FARMERS					
<u>General Farmers</u>	6110	136	1739	92	34
Large Farmer	6111	0	0	0	0
Small Farmer	6112	0	0	0	0
Tenant Farmer	6113	0	0	0	0
Share Cropper	6114	0	0	0	0
Collective Farmer	6115	0	0	0	0
Settler	6116	0	0	0	0
Unpaid Family Farm Worker	6117	0	0	0	0
Farmer	6119	0	0	0	0
<u>Specialized Farmers</u>					
Specialized Farmer	6120	5	12	2	0
AGRICULTURAL AND ANIMAL HUSBANDRY WORKERS					
<u>General Farm Workers</u>	6210	69	196	19	45
Migrant Worker	6211	0	0	0	0
Farm Hand	6219	0	0	0	0
<u>Field Crop and Vegetable Farm Workers</u>					
Field Crop Worker	6220	0	0	0	0
<u>Orchard, Vineyard and Related Tree and Shrub Crop Workers</u>					
Palmwine Harvester	6230	0	0	0	0
<u>Livestock Workers</u>					
Livestock Worker	6240	12	7	5	2
<u>Dairy Farm Worker</u>					
Milker	6250	0	0	0	0
<u>Poultry Farm Workers</u>	6260	0	0	0	0
<u>Nursery Workers and Gardeners</u>					
Gardener	6270	60	64	29	5
<u>Farm Machinery Operators</u>					
Tractor Driver	6280	0	0	0	0
<u>Agricultural and Animal Husbandry Workers n.e.c.</u>					
Gatherer	6291	0	0	0	0
Skilled Farm Worker	6299	0	0	0	0

1968 International Standard Classification Codes (based on 1980 U.S. occupational codes)	Punch	Cols. 5297- 5300	Cols. 5301- 5304	Cols. 5309- 5312	Cols. 5305- 5308
	Occu- pation Code	N's			
		Respon- dent	R's Father	R's Spouse	R's Mother
FORESTRY WORKERS					
<u>Loggers</u>	6310	1	5	0	0
Whistle Punk	6311	0	0	0	0
Logger	6319	8	41	9	1
<u>Forestry Workers (Except Logging)</u>	6320	3	3	1	0
Timber Cruiser	6321	0	0	0	0
Tree Surgeon	6322	0	0	0	0
Forester	6329	0	0	0	0
FISHERMEN, HUNTERS AND RELATED WORKERS					
<u>Fishermen</u>	6410	4	19	1	0
Fisherman With Own Boat	6411	0	0	0	0
Fisherman	6419	0	0	0	0
<u>Fishermen, Hunters and Related Workers n.e.c.</u>					
Hunter	6491	0	1	0	0
Whaler	6499	0	0	0	0
PRODUCTION AND RELATED WORKERS, TRANSPORT EQUIPMENT OPERATORS AND LABORERS					
PRODUCTION SUPERVISORS AND GENERAL FOREMEN					
<u>Production Supervisors and General Foreman</u>					
Supervisor					
Foreman	7000	263	481	188	30
	7001	0	0	0	0
MINERS, QUARRYMEN, WELL DRILLERS AND RELATED WORKERS	7009	0	0	0	0
<u>Miners and Quarrymen</u>					
Specialized Mine Worker					
Quarry Worker	7110	5	31	1	0
Instructor in Mine	7111	2	3	0	0
Miner	7112	0	0	0	0
	7113	0	0	0	0
<u>Mineral and Stone Treaters</u>	7119	8	113	3	1
<u>Well Drillers, Borers and Related Workers</u>	7120	0	0	0	0
Oil Field Worker					
METAL PROCESSORS	7130	5	21	3	0
<u>Metal Smelting, Converting and Refining</u>					
<u>Furnacemen</u>					
Steel Mill Worker					
<u>Metal Rolling-Mill Workers</u>	7210	0	0	0	0
Rolling Mill Operator					
<u>Metal Melters and Reheaters</u>	7220	0	6	1	0
<u>Metal Casters</u>	7230	2	2	0	0
Metal Caster					
<u>Metal Moulders and Coremakers</u>	7240	17	29	14	3
<u>Metal Annealers, Temperers, and Case-Hardeners</u>	7250	0	0	0	0
<u>Metal Drawers and Extruders</u>	7260	0	0	0	0
<u>Metal Platers and Coaters</u>	7270	7	4	3	0
Galvinizer					
	7280	6	4	9	0

1968 International Standard Classification Codes (based on 1980 U.S. occupational codes)	Punch	Cols. 5297- 5300	Cols. 5301- 5304	Cols. 5309- 5312	Cols. 5305- 5308
	Occu- pation Code	N's			
		Respon- dent	R's Father	R's Spouse	R's Mother
<u>Metal Processors n.e.c.</u>	7290	0	0	0	0
WOOD PREPARATION WORKERS AND PAPER MAKERS					
<u>Wood Treaters</u>	7310	0	0	0	0
<u>Sawyers, Plywood Makers and Related Wood- Processing Workers</u>	7320	18	40	10	1
Lumber Grader	7321	0	0	0	0
Sawyer in Saw Mill	7329	0	0	0	0
<u>Paper Pulp Preparers</u>	7330	0	0	0	0
<u>Paper Makers</u>					
Paper Maker	7340	0	0	0	0
CHEMICAL PROCESSORS AND RELATED WORKERS					
<u>Crushers, Grinders and Mixers</u>	7410	17	25	8	2
<u>Cookers, Roasters and Related Heat-Treaters</u>	7420	0	0	0	0
<u>Filter and Separator Operators</u>	7430	7	8	4	2
<u>Still and Reactor Operators</u>	7440	0	0	0	0
<u>Petroleum-Refining Workers</u>					
Petroleum Worker	7450	0	0	0	0
<u>Chemical Processors and Related Workers n.e.c.</u>					
Charcoal Burner	7491	0	0	0	0
Chemical Worker	7499	0	0	0	0
SPINNERS, WEAVERS, KNITTERS, DYERS AND RELATED WORKERS					
<u>Fiber Preparers</u>	7510	0	0	0	0
<u>Spinners and Winders</u>					
Spinner	7520	21	10	10	25
<u>Weaving- and Knitting-Machine Setters and Pattern-Card Preparers</u>					
Machine Loom Fixer, Operator	7530	0	0	0	0
<u>Weavers and Related Workers</u>	7540	13	16	3	20
Cloth Grader	7541	0	0	0	0
Weaver	7549	0	0	0	0
<u>Knitters</u>					
Knitting Machine Operator	7550	0	0	0	0
<u>Bleachers, Dyers and Textile Product Finishers</u>					
Cloth Dyer	7560	0	0	0	0
<u>Spinners, Weavers, Knitters, Dyers and Related Workers n.e.c.</u>					
Textile Mill Worker	7590	0	0	0	0
TANNERS, FELLMONGERS AND PELT DRESSERS					
<u>Tanners and Fellmongers</u>	7610	0	0	0	0
<u>Pelt Dressers</u>	7620	0	0	0	0

1968 International Standard Classification Codes (based on 1980 U.S. occupational codes)	Punch	Cols. 5297- 5300	Cols. 5301- 5304	Cols. 5309- 5312	Cols. 5305- 5308
	Occu- pation Code	N's			
		Respon- dent	R's Father	R's Spouse	R's Mother
FOOD AND BEVERAGE PROCESSORS					
<u>Grain Millers and Related Workers</u>					
Grain Mill Owner-Operator	7711	0	0	0	0
Grain Miller	7719	0	0	0	0
<u>Sugar Processors and Refiners</u>					
Sugar Boiler	7720	0	0	0	0
<u>Butchers and Meat Preparers</u>					
Packing House Butcher	7730	31	68	16	7
Master Butcher	7731	0	0	0	0
Butcher	7732	0	0	0	0
	7739	0	0	0	0
<u>Food Preservers</u>					
Cannery Worker	7740	0	0	0	0
<u>Dairy Product Processors</u>					
	7750	0	0	0	0
<u>Bakers, Pastrycooks and Confectionery Makers</u>					
Master Baker	7760	25	28	9	7
Baker	7761	0	0	0	0
	7769	0	0	0	0
<u>Tea, Coffee and Cocoa Preparers</u>					
	7770	0	0	0	0
<u>Brewers, Wine and Beverage Makers</u>					
Moonshiner	7780	0	0	0	0
<u>Food and Beverage Processors n.e.c.</u>					
Fish Butcher	7790	9	4	2	4
	7799	0	0	0	0
TOBACCO PREPARERS AND TOBACCO PRODUCT MAKERS					
<u>Tobacco Preparers</u>					
	7810	0	0	0	0
<u>Cigar Makers</u>					
Cigar Maker	7820	0	0	0	0
<u>Cigarette Makers</u>					
	7830	0	0	0	0
<u>Tobacco Preparers and Tobacco Product Makers n.e.c.</u>					
Tobacco Factory Worker	7890	0	0	0	0
TAILORS, DRESSMAKERS, SEWERS, UPHOLSTERERS AND RELATED WORKERS					
<u>Tailors and Dressmakers</u>					
Custom Seamstress	7910	19	1	19	80
Tailor	7911	0	0	0	0
	7919	5	25	4	7
<u>Fur Tailors and Related Workers</u>					
Fur Coat Tailor	7920	0	0	0	0
<u>Milliners and Hatmakers</u>					
Milliner	7930	0	0	0	0
<u>Patternmakers and Cutters</u>					
Garment Cutter	7940	3	0	2	0
<u>Sewers and Embroiderers</u>					
Sewing Machine Operator	7950	139	8	58	171
<u>Upholsterers and Related Workers</u>					
Upholsterer	7960	16	6	7	2

1968 International Standard Classification Codes (based on 1980 U.S. occupational codes)	Punch	Cols. 5297- 5300	Cols. 5301- 5304	Cols. 5309- 5312	Cols. 5305- 5308
	Occu- pation Code	N's			
		Respon- dent	R's Father	R's Spouse	R's Mother
<u>Tailors, Dressmakers, Sewers, Upholsterers and Related Workers n.e.c.</u>	7990	13	24	8	15
SHOEMAKERS AND LEATHER GOODS MAKERS					
<u>Shoemakers and Shoe Repairers</u> Shoemaker, Repairer	8010	6	23	0	2
<u>Shoe Cutters, Lasters, Sewers and Related Workers</u>	8020	13	5	6	16
<u>Leather Goods Makers</u> Leather Worker	8030	0	0	0	0
CABINETMAKERS AND RELATED WOODWORKERS					
<u>Cabinetmakers</u> Cabinetmaker	8110	9	12	9	1
<u>Woodworking-Machine Operators</u>	8120	8	5	1	2
<u>Cabinetmakers and Related Woodworkers n.e.c.</u> Wood Vehicle Builder	8190	9	12	7	1
Cooper	8191	0	0	0	0
	8199	0	0	0	0
STONE CUTTERS AND CARVERS					
<u>Stone Cutters and Carvers</u> Tombstone Carver	8200	0	0	0	0
BLACKSMITHS, TOOLMAKERS AND MACHINETOOL OPERATORS					
<u>Blacksmiths, Hammersmiths and Forging-Press Operators</u> Forging-Press Operator	8311	3	6	0	0
Blacksmith	8319	0	0	0	0
<u>Toolmakers, Metal Patternmakers and Metal Markers</u> Metal Patternmaker	8321	1	5	2	0
Tool and Die Maker	8329	20	72	9	0
<u>Machine-Tool Setter-Operators</u> Turner	8330	14	19	8	0
	8331	0	0	0	0
Machine Set-Up Man	8339	0	0	0	0
<u>Machine-Tool Operators</u> Machine Operator in Factory	8340	221	238	106	69
<u>Metal Grinders, Polishers and Tool Sharpeners</u> Polishing Machine Operator	8350	1	2	4	0
	8351	16	18	13	2
Saw Sharpener	8359	0	0	0	0
<u>Blacksmiths, Toolmakers and Machine-Tool Operators n.e.c.</u> Locksmith	8390	2	3	4	0
MACHINERY FITTERS, MACHINE ASSEMBLERS AND PRECISION INSTRUMENT MAKERS (EXCEPT ELECTRICAL)					
<u>Machinery Fitters and Machine Assemblers</u> Aircraft Worker	8411	0	0	0	0
Millwright	8412	0	0	0	0
Machinist or Fitter	8419	0	0	0	0
<u>Watch, Clock and Precision Instrument Makers</u> Fine Fitter	8420	3	10	3	1
	8421	6	10	3	2
Dental Mechanic	8422	7	6	4	2
Watch Maker, Repairman	8429	0	0	0	0

1968 International Standard Classification Codes (based on 1980 U.S. occupational codes)	Punch	Cols. 5297- 5300	Cols. 5301- 5304	Cols. 5309- 5312	Cols. 5305- 5308
	Occu- pation Code	N's			
		Respon- dent	R's Father	R's Spouse	R's Mother
<u>Motor Vehicle Mechanics</u>	8430	106	188	64	0
Garage Operator	8431	0	0	0	0
Garage Mechanic	8439	0	0	0	0
<u>Aircraft Engine Mechanics</u>					
Airplane Mechanic	8440	27	29	22	1
<u>Machinery Fitters, Machine Assemblers and Precision Instrument Makers (Except Electrical) n.e.c.</u>	8490	46	103	48	0
Bicycle Repairman	8491	0	0	0	0
Mechanic's Helper	8492	0	0	0	0
Assembly Line Worker	8493	161	121	67	118
Unskilled Garage Worker	8494	39	26	15	1
Mechanic, Repairman	8499	116	235	65	14
ELECTRICAL FITTERS AND RELATED ELECTRICAL AND ELECTRONICS WORKERS					
<u>Electrical Fitters</u>					
Electrical Fitter	8510	0	0	0	0
<u>Electronics Fitters</u>	8520	38	39	20	1
<u>Electrical and Electronic Equipment Assemblers</u>					
Electronic Assembler	8530	58	35	24	26
<u>Radio and Television Repairmen</u>					
Radio, TV Repairman	8540	16	16	4	0
<u>Electrical Wiremen</u>					
Master Electrician (Own Shop)	8551	0	0	0	0
Electrician	8559	82	146	59	4
<u>Telephone and Telegraph Installers</u>					
Telephone Installer	8560	35	51	18	0
<u>Electric Linemen and Cable Jointers</u>					
Power Lineman	8570	18	22	11	0
<u>Electrical Fitters and Related Electrical and Electronics Workers n.e.c.</u>	8590	13	12	2	0
BROADCASTING STATION AND SOUND EQUIPMENT OPERATORS AND CINEMA PROJECTIONISTS					
<u>Broadcasting Station Operators</u>					
Broadcasting Station Operator	8610	5	6	3	0
<u>Sound Equipment Operators and Cinema Projectionists</u>					
Motion Picture Projectionist	8620	1	3	0	1
PLUMBERS, WELDERS, SHEET METAL AND STRUCTURAL METAL PREPARERS AND ERECTORS					
<u>Plumbers and Pipe Fitters</u>					
Master Plumber (Own Business)	8711	0	0	0	0
Plumber	8719	69	103	48	0
<u>Welders and Flame-Cutters</u>					
Welder	8720	74	140	45	10
<u>Sheet-Metal Workers</u>					
Copper, Tin Smith	8730	42	37	15	0
Copper, Tin Smith	8731	0	0	0	0
Boilermaker	8732	2	13	3	0
Vehicle Body Builder	8733	0	0	0	0
Sheet-Metal Worker	8739	15	28	8	0

1968 International Standard Classification Codes (based on 1980 U.S. occupational codes)	Punch	Cols. 5297- 5300	Cols. 5301- 5304	Cols. 5309- 5312	Cols. 5305- 5308
	Occu- pation Code	N's			
		Respon- dent	R's Father	R's Spouse	R's Mother
<u>Structural Metal Preparers and Erectors</u> Structural Steel Worker	8740	12	27	10	0
JEWELRY AND PRECIOUS METAL WORKERS					
<u>Jewelry and Precious Metal Workers</u>	8800	9	4	6	1
Master Jeweler, Goldsmith	8801	0	0	0	0
Jeweler, Goldsmith	8809	0	0	0	0
GLASS FORMERS, POTTERS AND RELATED WORKERS					
<u>Glass Formers, Cutters, Grinders and Finishers</u>	8910	11	4	3	1
Glass Blower	8911	0	0	0	0
Lens Grinder	8919	0	0	0	0
<u>Potters and Related Clay and Abrasive Formers</u> Potter	8920	0	0	0	0
<u>Glass and Ceramics Kilnmen</u>	8930	21	56	12	0
<u>Glass Engravers and Etchers</u>	8940	0	0	0	0
<u>Glass and Ceramics Painters and Decorators</u>	8950	8	6	5	1
<u>Glass Formers, Potters, and Related Workers</u> n.e.c.	8990	0	0	0	0
RUBBER AND PLASTICS PRODUCT MAKERS					
<u>Rubber and Plastics Product Makers (Except</u> <u>Tire Makers and Tire Vulcanizers)</u>	9010	0	0	0	0
<u>Tire Makers and Vulcanizers</u>	9020	0	0	0	0
PAPER AND PAPERBOARD PRODUCTS MAKERS					
<u>Paper and Paperboard Products Makers</u>	9100	0	0	0	0
PRINTERS AND RELATED WORKERS					
<u>Compositors and Typesetters</u>	9210	9	11	7	2
Master Printer	9211	0	0	0	0
Printer	9219	0	0	0	0
<u>Printing Pressmen</u> Printing Pressman	9220	52	43	25	6
<u>Stereotypers and Electrotypers</u>	9230	0	0	0	0
<u>Printing Engravers (Except Photoengravers)</u> Metal Engraver	9240	1	1	0	0
<u>Photoengravers</u> Photoengraver	9250	8	8	4	1
<u>Bookbinders and Related Workers</u> Bookbinder	9260	6	3	3	5
<u>Photographic Darkroom Workers</u> Photograph Developer	9270	12	0	7	4
<u>Printers and Related Workers n.e.c.</u> Graphics Printer	9290	0	0	0	0

1968 International Standard Classification Codes (based on 1980 U.S. occupational codes)	Punch	Cols. 5297- 5300	Cols. 5301- 5304	Cols. 5309- 5312	Cols. 5305- 5308
	Occu- pation Code	N's			
		Respon- dent	R's Father	R's Spouse	R's Mother
PAINTERS					
<u>Painters, Construction</u>	9310	43	95	28	1
Master Building Painter	9311	0	0	0	0
Building Painter	9319	0	0	0	0
<u>Painters n.e.c.</u>					
Automobile Painter	9390	22	20	6	3
PRODUCTION AND RELATED WORKERS n.e.c.					
<u>Musical Instrument Makers and Tuners</u>					
Piano Tuner	9410	0	0	0	0
<u>Basketry Weavers and Brush Makers</u>					
Basketweaver	9420	0	0	0	0
<u>Non-Metallic Mineral Product Makers</u>	9430	22	19	9	13
<u>Other Production and Related Workers</u>	9490	40	39	22	9
Ivory Carver	9491	0	0	0	0
Taxidermist	9492	0	0	0	0
Calabash Maker	9493	0	0	0	0
Quality Checker	9499	123	52	53	37
BRICKLAYERS, CARPENTERS AND OTHER CONSTRUCTION WORKERS					
<u>Bricklayers, Stonemasons and Tile Setters</u>					
Mason	9510	29	76	16	0
<u>Reinforced-Concreters, Cement Finishers and Terrazzo Workers</u>					
Cement Finisher	9520	14	17	8	0
<u>Roofers</u>					
Roofer	9530	23	21	16	0
<u>Carpenters, Joiners and Parquetry Workers</u>					
Master Carpenter	9541	0	0	0	0
Carpenter's Helper	9542	0	0	0	0
Carpenter	9549	0	0	0	0
<u>Plasterers</u>					
Master Plasterer	9551	0	0	0	0
Plasterer	9559	1	11	3	0
<u>Insulators</u>					
Insulation Installer	9560	6	2	4	0
<u>Glaziers</u>					
Glazier	9570	2	5	4	0
<u>Construction Workers n.e.c.</u>					
Master Paperhanger	9591	0	0	0	0
Maintenance Man	9592	0	0	0	0
Skilled Construction Worker	9593	0	0	0	0
Construction Laborer n.e.c.	9594	341	624	166	3
Unskilled Construction Laborer	9595	3	2	2	0
House Builder	9596	0	0	0	0
Paperhanger	9599	4	7	1	37
STATIONARY ENGINE AND RELATED EQUIPMENT OPERATORS					
<u>Power-Generating Machinery Operators</u>					
Power Station Operator	9610	6	6	4	0

1968 International Standard Classification Codes (based on 1980 U.S. occupational codes)	Punch	Cols. 5297- 5300	Cols. 5301- 5304	Cols. 5309- 5312	Cols. 5305- 5308
	Occu- pation Code	N's			
		Respon- dent	R's Father	R's Spouse	R's Mother
<u>Stationary Engine and Related Equipment Operators n.e.c.</u> Stationary Engineer	9690	65	215	53	3
MATERIAL-HANDLING AND RELATED EQUIPMENT OPERATORS, DOCKERS AND FREIGHT HANDLERS					
<u>Dockers and Freight Handlers</u>	9710	62	47	27	0
Warehouse Hand	9711	0	0	0	0
Porter	9712	62	14	26	20
Railway, Airport Porter	9713	0	0	0	0
Packer	9714	95	35	42	74
Longshoreman	9719	4	16	4	0
<u>Riggers and Cable Splicers</u>	9720	0	0	0	0
<u>Crane and Hoist Operators</u>	9730	10	41	10	1
Drawbridge Tender	9731	0	0	0	0
Power Crane Operator	9739	0	0	0	0
<u>Earth-Moving and Related Machinery Operators</u> Road Machinery Operator	9740	13	30	12	0
<u>Material-Handling Equipment Operators n.e.c.</u>	9790	98	120	55	2
TRANSPORT EQUIPMENT OPERATORS					
<u>Ships' Deck Ratings, Barge Crews and Boatmen</u>	9810	2	18	5	0
Boatman	9811	0	0	0	0
Seaman	9819	0	0	0	0
<u>Ships' Engine-Room Ratings</u> Ship's Engine-Room Hand	9820	0	0	0	0
<u>Railway Engine Drivers and Firemen</u>	9830	9	53	6	0
Locomotive Fireman	9831	0	0	0	0
Ore Train Motorman in Mine	9832	0	0	0	0
Locomotive Engineer	9839	0	0	0	0
<u>Railway Brakemen, Signalmen and Shunters</u> Railway Switchman, Brakeman	9840	0	0	0	0
<u>Motor Vehicle Drivers</u>					
Bus, Tram Driver	9851	66	42	39	22
Driver, Truck Driver	9852	275	457	162	5
Small Transport Operator	9853	0	0	0	0
Truck Driver's Helper	9854	0	0	0	0
Driving Teacher	9855	0	0	0	0
Taxi Driver	9859	23	42	10	4
<u>Animal and Animal-Drawn Vehicle Drivers</u>					
Wagoneer	9861	0	0	0	0
Animal Driver	9869	0	0	0	0
<u>Transport Equipment Operators n.e.c.</u>	9890	7	6	1	0
Railway Crossing Guard	9891	13	38	6	6
Pedal-Vehicle Driver	9899	0	0	0	0
MANUAL WORKERS n.e.c.					
<u>Skilled Workers n.e.c.</u>					
Independent Artisan	9951	0	0	0	0
Skilled Worker	9959	0	0	0	0
<u>Semi-Skilled Workers n.e.c.</u>					
Apprentice	9971	10	8	6	0
Factory Worker	9979	4	2	5	7

1968 International Standard Classification Codes (based on 1980 U.S. occupational codes)	Punch	Cols. 5297- 5300	Cols. 5301- 5304	Cols. 5309- 5312	Cols. 5305- 5308
	Occu- pation Code	N's			
		Respon- dent	R's Father	R's Spouse	R's Mother
<u>Laborers n.e.c.</u>	9990	171	385	87	113
Unskilled Factory Laborer	9991	0	0	0	0
Contract Laborer	9992	0	0	0	0
Itinerant Worker	9993	0	0	0	0
Railway Track Worker	9994	0	0	0	0
Street Sweeper	9995	0	0	0	0
Garbage Collector	9996	4	16	7	1
Road Construction Laborer	9997	0	0	0	0
Laborer	9999	0	0	0	0
NOT APPLICABLE, NO ANSWER	BK	22882	25390	31894	34351

1988 International Standard Classification Codes (based on 1980 U.S. occupational codes)	Punch	Cols. 5313- 5316	Cols. 5317- 5320	Cols. 5325- 5328	Cols. 5321- 5324
	Occupation	N's			
	Code	Respon- dent	R's Father	R's Spouse	R's Mother
LEGISLATORS, SENIOR OFFICIALS AND MANAGERS					
LEGISLATORS AND SENIOR OFFICIALS					
Legislators	1110	0	7	1	1
Senior Government Officials	1120	88	113	60	16
Traditional Chiefs and Heads of Villages	1130	0	0	0	0
Senior Officials of Special Interest Organizations					
Senior officials of political-party organizations	1141	0	0	0	0
Senior officials of employers', workers' and other economic-interest organizations	1142	0	0	0	0
Senior officials of humanitarian and other special-interest organizations	1143	0	0	0	0
CORPORATE MANAGERS					
Directors and Chief Executives	1210	0	0	0	0
Production and Operations Department Managers					
Production and operations department managers in agriculture, hunting, forestry and fishing organizations	1221	0	0	0	0
Production and operations department managers in manufacturing	1222	0	0	0	0
Production and operations department managers in construction	1223	0	0	0	0
Production and operations department managers in wholesale and retail trade	1224	0	0	0	0
Production and operations department managers in restaurants and hotels	1225	0	0	0	0
Production and operations department managers in transport, storage and communications	1226	4	17	5	5
Production and operations department managers in business services	1227	0	0	0	0
Production and operations department managers in personal care, cleaning and related services	1228	0	0	0	0
Production and operations department managers n.e.c.	1229	1293	1276	766	245
Other Department Managers					
Finance and administration department managers	1231	91	48	45	24
Personnel and industrial relations department managers	1232	22	13	12	7
Sales and marketing department managers	1233	101	71	61	7
Advertising and public relations department managers	1234	0	0	0	0

1988 International Standard Classification Codes (based on 1980 U.S. occupational codes)	Punch	Cols. 5313- 5316	Cols. 5317- 5320	Cols. 5325- 5328	Cols. 5321- 5324
	Occupation	N's			
	Code	Respon- dent	R's Father	R's Spouse	R's Mother
Supply and distribution managers	1235	0	0	0	0
Computing services department managers	1236	0	0	0	0
Research and development department managers	1237	0	0	0	0
Other department managers n.e.c.	1239	0	0	0	0
<u>Misc. Office Supervisors</u>	1240	103	21	40	25
GENERAL MANAGERS					
<u>General Managers</u>					
General managers in agriculture, hunting, forestry and fishing	1311	16	75	10	1
General managers in manufacturing	1312	0	0	0	0
General managers in construction	1313	0	0	0	0
General managers in wholesale and retail trade	1314	433	528	266	127
General managers of restaurants and hotels	1315	0	0	0	0
General managers of transport, storage and communications	1316	0	0	0	0
General managers of business services	1317	0	0	0	0
General managers of personal care, cleaning and related services	1318	0	0	0	0
General managers n.e.c.	1319	0	0	0	0
PROFESSIONALS					
PHYSICAL, MATHEMATICAL AND ENGINEERING SCIENCE PROFESSIONALS					
<u>Physicists, Chemists and Related Professionals</u>					
Physicists and astronomers	2110	5	3	5	0
Meteorologists	2111	2	7	2	0
Chemists	2112	3	4	1	0
Geologists and geophysicists	2113	14	36	13	4
	2114	3	6	4	0
<u>Mathematicians, Statisticians and Related Professionals</u>					
Mathematicians and related professionals	2121	10	3	8	1
Statisticians	2122	2	2	1	0
<u>Computing Professionals</u>					
Computer systems designers and analysts	2131	121	22	58	7
Computer programmers	2132	80	37	47	6
Computing professionals n.e.c.	2139	0	0	0	0
<u>Architects, Engineers and Related Professionals</u>					
Architects, town and traffic planners	2141	33	32	15	1
Civil engineers	2142	35	90	23	2
Electrical engineers	2143	70	132	55	6
Electronics and telecommunications engineers	2144	0	0	0	0
Mechanical engineers	2145	49	139	49	1
Chemical engineers	2146	15	40	6	1
Mining engineers, metallurgists and related professionals	2147	4	16	5	0
Cartographers and surveyors	2148	4	6	5	0
Architects, engineers and related professionals n.e.c.	2149	113	72	60	2

1988 International Standard Classification Codes (based on 1980 U.S. occupational codes)	Punch	Cols. 5313- 5316	Cols. 5317- 5320	Cols. 5325- 5328	Cols. 5321- 5324
	Occupation	N's			
	Code	Respon- dent	R's Father	R's Spouse	R's Mother
LIFE SCIENCE AND HEALTH PROFESSIONALS					
<u>Life Science Professionals</u>					
Biologists, botanists, zoologists and related professionals	2211	14	1	7	3
Pharmacologists, pathologists and related professionals	2212	0	0	0	0
Agronomists and related professionals	2213	10	17	10	1
<u>Health Professionals (except nursing)</u>					
Medical doctors	2221	66	99	51	11
Dentists	2222	17	31	11	2
Veterinarians	2223	4	12	7	2
Pharmacists	2224	20	27	11	6
Health professionals (except nursing) n.e.c.	2229	0	0	0	0
<u>Nursing and Midwifery Professionals</u>	2230	336	4	157	285
TEACHING PROFESSIONALS					
<u>College, University and Higher Education Teaching Professionals</u>					
	2310	137	88	72	22
<u>Secondary Education Teaching Professionals</u>					
Secondary school teachers	2321	176	111	90	81
<u>Primary and Pre-Primary Education Teaching Professionals</u>					
Primary education teaching professionals	2331	395	67	212	283
Pre-primary education teaching professionals	2332	57	0	35	35
<u>Special Education Teaching Professionals</u>	2340	37	0	11	16
<u>Other Teaching Professionals</u>					
Education methods specialists	2351	0	0	0	0
School inspectors	2352	0	0	0	0
Other teaching professionals n.e.c.	2359	103	26	45	26
OTHER PROFESSIONALS					
<u>Business Professionals</u>					
Accountants	2411	209	147	98	52
Personnel and careers professionals	2412	105	39	68	24
Business professionals n.e.c.	2419	46	11	12	7
<u>Legal Professionals</u>					
Lawyers	2421	143	104	86	13
Judges	2422	3	3	1	1
Legal professional n.e.c.	2429	0	0	0	0
<u>Archivists, Librarians and Related Information Professionals</u>					
Archivists and curators	2431	5	1	4	0
Librarians and related information professionals	2432	41	0	26	20
<u>Social Science and Related Professionals</u>					
Economists	2441	26	8	8	0
Sociologists, anthropologists and related professionals	2442	2	2	1	1
Philosophers, historians and political scientists	2443	0	0	0	0

1988 International Standard Classification Codes (based on 1980 U.S. occupational codes)	Punch	Cols. 5313- 5316	Cols. 5317- 5320	Cols. 5325- 5328	Cols. 5321- 5324
	Occupation	N's			
	Code	Respon- dent	R's Father	R's Spouse	R's Mother
Philologists, translators and interpreters	2444	0	0	0	0
Psychologists	2445	35	9	11	6
Social work professionals	2446	143	22	57	44
<u>Writers and Creative or Performing Artists</u>					
Authors, journalists and other writers	2451	82	22	25	14
Sculptors, painters and related artists	2452	57	15	17	16
Composers, musicians and singers	2453	0	0	0	0
Choreographers and dancers	2454	0	0	0	0
Film, stage and related actors and directors	2455	25	4	10	3
<u>Religious Professionals</u>	2460	43	131	31	1
TECHNICIANS AND ASSOCIATE PROFESSIONALS					
PHYSICAL AND ENGINEERING SCIENCE ASSOCIATE PROFESSIONALS	3100	53	23	19	6
<u>Physical and Engineering Science Technicians</u>					
Chemical and physical science technicians	3111	40	18	21	2
Civil engineering technicians	3112	0	0	0	0
Electrical engineering technicians	3113	80	33	41	1
Electronics and telecommunications engineering	3114	0	0	0	0
Mechanical engineering technicians	3115	2	0	0	0
Chemical engineering technicians	3116	0	0	0	0
Mining and metallurgical technicians	3117	0	0	0	0
Draughtspersons	3118	39	47	14	4
Physical and engineering science technicians n.e.c.	3119	29	19	8	1
<u>Computer Associate Professionals</u>					
Computer assistants	3121	0	0	0	0
Computer equipment operators	3122	47	8	32	6
Industrial robot controllers	3123	2	1	1	0
<u>Optical and Electronic Equipment Operators</u>					
Photographers and image and sound recording equipment operators	3131	21	16	15	2
Broadcasting and telecommunications equipment operators	3132	11	15	6	1
Medical equipment operators	3133	23	5	13	8
Optical and electronic equipment operators n.e.c.	3139	0	0	0	0
<u>Ship and Aircraft Controllers and Technicians</u>					
Ships' engineers	3141	0	0	0	0
Ships' deck officers and pilots	3142	1	1	2	0
Aircraft pilots and related associate professionals	3143	23	46	11	0
Air traffic controllers	3144	5	8	3	0
Air traffic safety technicians	3145	0	0	0	0

1988 International Standard Classification Codes (based on 1980 U.S. occupational codes)	Punch	Cols. 5313- 5316	Cols. 5317- 5320	Cols. 5325- 5328	Cols. 5321- 5324
	Occupation	N's			
	Code	Respon- dent	R's Father	R's Spouse	R's Mother
<u>Safety and Quality Inspectors</u>					
Building and fire inspectors	3151	9	10	4	0
Safety, health and quality inspectors	3152	2	0	0	0
LIFE SCIENCE AND HEALTH ASSOCIATE PROFESSIONALS					
<u>Life Science Technicians and Related Associate Professionals</u>					
Life science technicians	3211	130	9	54	25
Agronomy and forestry technicians	3212	0	0	0	0
Farming and forestry advisers	3213	0	0	0	0
<u>Modern Health Associate Professionals (except nursing)</u>					
Medical assistants	3221	82	6	30	15
Sanitarians	3222	0	0	0	0
Dieticians and nutritionists	3223	17	1	8	20
Optometrists and opticians	3224	6	6	4	0
Dental assistants	3225	39	0	21	20
Physiotherapists and related associate professionals	3226	51	6	25	11
Veterinary assistants	3227	0	0	0	0
Pharmaceutical assistants	3228	0	0	0	0
Modern health associates (except nursing) n.e.c.	3229	19	7	10	3
<u>Nursing and Midwifery Associate Professionals</u>					
Nursing associate professionals	3231	116	3	53	103
Midwifery associate professionals	3232	0	0	0	0
<u>Traditional Medicine Practitioners and Faith Healers</u>					
Traditional medicine practioners	3241	0	0	0	0
Faith healers	3242	0	0	0	0
TEACHING ASSOCIATE PROFESSIONALS					
<u>Primary Education Teaching Associate Professionals</u>					
	3310	57	1	35	44
<u>Pre-Primary Education Teaching Associate Professionals</u>					
	3320	0	0	0	0
<u>Special Education Teaching Associate Professionals</u>					
	3330	0	0	0	0
<u>Other Teaching Associate Professionals</u>					
	3340	0	0	0	0

1988 International Standard Classification Codes (based on 1980 U.S. occupational codes)	Punch	Cols. 5313- 5316	Cols. 5317- 5320	Cols. 5325- 5328	Cols. 5321- 5324
	Occupation	N's			
	Code	Respon- dent	R's Father	R's Spouse	R's Mother
OTHER ASSOCIATE PROFESSIONALS					
<u>Finance and Sales Associate Professionals</u>	3410	113	25	49	29
Securities and finance dealers and brokers	3411	42	16	23	1
Insurance representatives	3412	96	125	64	13
Estate agents	3413	119	60	62	45
Travel consultants and organizers	3414	0	0	0	0
Technical and commercial sales representatives	3415	161	230	96	18
Buyers	3416	67	61	34	6
Appraisers, valuers and auctioneers	3417	161	21	62	28
Finance and sales associate professionals n.e.c.	3419	0	0	0	0
<u>Business Services Agents and Trade Brokers</u>					
Trade brokers	3421	0	0	0	0
Clearing and forwarding agents	3422	0	0	0	0
Employment agents and labor contractors	3423	0	0	0	0
Business services agents and trade brokers n.e.c.	3429	69	30	40	6
<u>Administrative Associate Professionals</u>					
Administrative secretaries and related associate professionals	3431	0	0	0	0
Legal and related business associate professionals	3432	0	0	0	0
Bookkeepers	3433	0	0	0	0
Statistical, mathematical and related associate professionals	3434	0	0	0	0
Administrative associate professionals n.e.c.	3439	0	0	0	0
<u>Customs, Tax and Related Government Associate Professionals</u>					
Customs and border inspectors	3441	0	0	0	0
Government tax and excise officials	3442	0	0	0	0
Government social benefits officials	3443	7	0	4	1
Government licensing officials	3444	34	40	27	3
Customs, tax and related government associate professionals n.e.c.	3449	0	0	0	0
<u>Police Inspectors and Detectives</u>	3450	0	0	0	0
<u>Social Work Associate Professionals</u>	3460	25	0	8	7
<u>Artistic, Entertainment and Sports Associate Professionals</u>					
Decorators and commercial designers	3470	14	7	7	4
Radio, television and other announcers	3471	75	22	26	21
Street, night-club and related musicians, singers and dancers	3472	8	3	5	1
Clowns, magicians, acrobats and related associate professionals	3473	46	16	16	5
Athletes, sportspersons and related associate professionals	3474	0	0	0	0
Athletes, sportspersons and related associate professionals	3475	11	2	2	0
<u>Religious Associate Professionals</u>	3480	11	2	6	6

1988 International Standard Classification Codes (based on 1980 U.S. occupational codes)	Punch	Cols. 5313- 5316	Cols. 5317- 5320	Cols. 5325- 5328	Cols. 5321- 5324
	Occupation	N's			
	Code	Respon- dent	R's Father	R's Spouse	R's Mother
CLERKS	4100	243	39	92	90
OFFICE CLERKS					
<u>Secretaries and Keyboard-Operating Clerks</u>					
Stenographers and typists	4111	66	3	30	25
Word-processor and related operators	4112	0	0	0	0
Data entry operators	4113	80	4	27	21
Calculating-machine operators	4114	28	0	11	1
Secretaries	4115	684	11	344	512
<u>Numerical Clerks</u>					
Accounting and bookkeeping clerks	4121	359	56	199	211
Statistical and finance clerks	4122	8	0	0	3
<u>Material-Recording and Transport Clerks</u>					
Store clerks	4131	199	82	85	27
Production clerks	4132	61	12	28	14
Transport clerks	4133	86	73	57	16
<u>Library, Mail and Related Clerks</u>					
Library and filing clerks	4141	45	3	15	11
Mail carriers and sorting clerks	4142	104	138	50	39
Coding, proof-reading and related clerks	4143	6	0	0	6
Scribes and related workers	4144	0	0	0	0
<u>Other Office Clerks</u>	4190	156	19	73	30
CUSTOMER SERVICES CLERKS					
<u>Cashiers, Tellers and Related Clerks</u>					
Cashiers and ticket clerks	4211	403	7	123	182
Tellers and other counter clerks	4212	93	14	38	50
Bookmakers and croupiers	4213	0	0	0	0
Pawnbrokers and money-lenders	4214	0	0	0	0
Debt-collectors and related workers	4215	18	1	9	7
<u>Client Information Clerks</u>					
Travel agency and related clerks	4221	23	9	13	10
Receptionists and information clerks	4222	153	2	75	51
Telephone switchboard operators	4223	65	2	22	52
SERVICE WORKERS AND SHOP MARKET SALES WORKERS					
PERSONAL AND PROTECTIVE SERVICES WORKERS					
<u>Travel Attendants and Related Workers</u>	5100	26	3	11	10
Travel attendants and travel stewards					
Transport conductors					
Travel guides	5111	0	0	0	0
	5112	14	59	5	0
<u>Housekeeping and Restaurant Services Workers</u>	5113	3	0	4	0
Housekeepers and related workers					
Cooks	5120	81	6	20	61
Waiters, waitresses and bartenders	5121	151	45	74	60
	5122	230	57	86	209
	5123	387	36	115	218

1988 International Standard Classification Codes (based on 1980 U.S. occupational codes)	Punch	Cols. 5313- 5316	Cols. 5317- 5320	Cols. 5325- 5328	Cols. 5321- 5324
	Occupation	N's			
	Code	Respon- dent	R's Father	R's Spouse	R's Mother
<u>Personal Care and Related Workers</u>					
Child-care workers	5131	210	1	85	99
Institution-based personal care workers	5132	362	9	108	242
Home-based personal care workers	5133	0	0	0	0
Personal care and related workers n.e.c.	5139	0	0	0	0
<u>Other Personal Services Workers</u>					
Hairdressers, barbers, beauticians and related workers	5141	164	57	72	105
Companions and valets	5142	0	0	0	0
Undertakers and embalmers	5143	9	13	2	4
Other personal services workers n.e.c.	5149	0	0	0	0
<u>Astrologers, Fortune-Tellers and Related Workers</u>					
Astrologers and related workers	5151	0	0	0	0
Fortune-tellers, palmists and related workers	5152	0	0	0	0
<u>Protective Services Workers</u>					
Fire-fighters	5161	34	75	18	1
Police officers	5162	110	141	57	7
Prison guards	5163	30	18	21	0
Protective services workers n.e.c.	5169	86	63	35	16
MODELS, SALESPERSONS AND DEMONSTRATORS	5200	9	4	7	0
<u>Fashion and Other Models</u>	5210	10	0	5	2
<u>Shop Salespersons and Demonstrators</u>	5220	521	267	253	272
<u>Stall and Market Salespersons</u>	5230	0	0	0	0
SKILLED AGRICULTURAL AND FISHERY WORKERS					
MARKET-ORIENTED SKILLED AGRICULTURAL AND FISHERY WORKERS					
<u>Market Gardeners and Crop Growers</u>					
Field crop and vegetable growers	6111	0	0	0	0
Tree and shrub crop growers	6112	0	0	0	0
Gardeners, horticultural and nursery growers	6113	8	12	2	0
Mixed-crop growers	6114	0	0	0	0
<u>Market-Oriented Animal Producers and Related Workers</u>					
Dairy and livestock producers	6121	0	0	0	0
Poultry producers	6122	0	0	0	0
Apiarists and sericulturalists	6123	0	0	0	0
Mixed-animal producers	6124	0	0	0	0
Market-oriented animal producers and related workers n.e.c.	6129	0	0	0	0
<u>Market-Oriented Crop and Animal Producers</u>					
Farmers	6132	15	26	3	2
Farm supervisors	6133	157	2013	107	45

1988 International Standard Classification Codes (based on 1980 U.S. occupational codes)	Punch	Cols. 5313- 5316	Cols. 5317- 5320	Cols. 5325- 5328	Cols. 5321- 5324
	Occupation	N's			
	Code	Respon- dent	R's Father	R's Spouse	R's Mother
<u>Forestry and Related Workers</u>					
Forestry workers and loggers	6141	10	54	11	1
Charcoal Burners and related workers	6142	0	0	0	0
<u>Fishery Workers, Hunters and Trappers</u>					
Aquatic-life cultivation workers	6150	5	25	1	0
Inland and coastal waters fishery workers	6151	0	0	0	0
Deep-sea fishery workers	6152	0	0	0	0
Hunters and trappers	6153	0	0	0	0
	6154	0	1	0	0
SUBSISTENCE AGRICULTURAL AND FISHERY WORKERS					
<u>Subsistence Agricultural and Fishery Workers</u>					
	6210	0	0	0	0
CRAFT AND RELATED TRADES WORKERS					
EXTRACTION AND BUILDING TRADES WORKERS					
<u>Miners, Shotfirers, Stone Cutters and Carvers</u>					
Miners and quarry workers	7110	6	19	0	0
Shotfirers and blasters	7111	6	33	1	0
Stone splitters, cutters and carvers	7112	2	3	0	0
	7113	0	0	0	0
<u>Building Frame and Related Trades Workers</u>					
Builders, traditional materials	7121	0	0	0	0
Bricklayers and stonemasons	7122	32	90	17	0
Concrete placers, concrete finishers and related workers	7123	15	17	8	0
Carpenters and joiners	7124	3	5	3	0
Building frame and related trades workers n.e.c.	7129	31	51	15	0
<u>Building Finishers and Related Trades Workers</u>					
Roofers	7131	26	23	16	0
Floor layers and tile setters	7132	185	384	103	1
Plasterers	7133	2	16	3	0
Insulation workers	7134	6	2	5	0
Glaziers	7135	2	5	5	0
Plumbers and pipe fitters	7136	92	135	61	0
Building and related electricians	7137	106	174	71	5
<u>Painters, Building Structure Cleaners and Related Trades Workers</u>					
Painters and related workers	7141	70	127	35	5
Varnishers and related painters	7142	25	22	9	3
Building structure cleaners	7143	9	6	3	0
METAL, MACHINERY AND RELATED TRADES WORKERS					
<u>Metal Moulders, Welders, Sheet-Metal Workers, Structural-Metal Preparers, and Related Workers</u>					
Metal moulders and coremakers	7211	0	0	0	0
Welders and flamecutters	7212	92	161	51	13
Sheet-metal workers	7213	63	91	28	0
Structural-metal preparers and erectors	7214	15	39	11	0

1988 International Standard Classification Codes (based on 1980 U.S. occupational codes)	Punch	Cols. 5313- 5316	Cols. 5317- 5320	Cols. 5325- 5328	Cols. 5321- 5324
	Occupation	N's			
	Code	Respon- dent	R's Father	R's Spouse	R's Mother
Riggers and cable splicers	7215	0	0	0	0
Underwater workers	7216	0	0	0	0
<u>Blacksmiths, Tool-Makers and Related Trade Workers</u>					
Blacksmiths, hammer-smiths and forging- press workers	7221	3	6	0	0
Tool-makers and related workers	7222	81	296	64	2
Machine-tool setters and setter-operators	7223	11	4	3	0
Metal wheel-grinders, polishers and tool sharpeners	7224	1	2	4	0
<u>Machinery Mechanics and Fitters</u>					
Mother vehicle mechanics and fitters	7230	79	125	60	1
Aircraft engine mechanics and fitters	7231	164	298	91	0
Agricultural- or industrial-machinery mechanics and fitters	7232	33	36	25	1
Misc. garage helpers	7233	96	230	64	4
	7234	23	16	6	1
<u>Electrical and Electronic Equipment Mechanics And Fitters</u>					
Electrical mechanics and fitters	7240	7	10	5	0
Electronics fitters	7241	69	65	26	0
Electronics mechanics and servicers	7242	41	46	22	1
Telegraph and telephone installers and servicers	7243	0	0	0	0
Electrical line installers, repairs and cable jointers	7244	18	29	13	1
	7245	38	54	19	0
PRECISION, HANDICRAFT, PRINTING AND RELATED TRADES WORKERS					
<u>Precision Workers in Metal and Related Materials</u>					
Precision-instrument makers and repairers	7310	22	26	8	4
Musical-instrument makers and tuners	7311	14	16	7	6
Jewellery and precious-metal workers	7312	0	0	0	0
	7313	9	7	9	2
<u>Potters, Glass-Makers and Related Trades Workers</u>					
Abrasive wheel formers, potters and related workers	7321	0	0	0	0
Glass-makers, cutters, grinders and finishers	7322	13	4	3	3
Glass engravers and etchers	7323	1	0	2	0
Glass, ceramics and related decorative painters	7324	0	0	0	0
<u>Handicraft Workers in Wood, Textiles, Leather and Related Materials</u>					
Handicraft workers in wood and related materials	7331	3	2	1	0
Handicraft workers in textile, leather and related materials	7332	0	0	0	0

1988 International Standard Classification Codes (based on 1980 U.S. occupational codes)	Punch	Cols. 5313- 5316	Cols. 5317- 5320	Cols. 5325- 5328	Cols. 5321- 5324
	Occupation	N's			
	Code	Respon- dent	R's Father	R's Spouse	R's Mother
<u>Printing and Related Trades Workers</u>					
Compositors, typesetters and related workers	7341	11	12	7	4
Stereotypers and electrotypers	7342	1	0	0	0
Printing engravers and etchers	7343	0	1	0	0
Photographic and related workers	7344	9	8	4	1
Bookbinders and related workers	7345	9	3	4	8
Silk-screen, block and textile printers	7346	0	0	0	0
OTHER CRAFT AND RELATED TRADES WORKERS					
<u>Food Processing and Related Trade Workers</u>					
Butchers, fishmongers and related food preparers	7411	32	76	17	8
Bakers, pastry-cooks and confectionery makers	7412	29	33	12	12
Dairy-products makers	7413	0	0	0	0
Fruit, vegetable and related preservers	7414	0	0	0	0
Food and beverage tasters and graders	7415	5	1	0	1
Tobacco preparers and tobacco product makers	7416	0	0	0	0
<u>Wood Treaters, Cabinet-Makers and Related Trades Workers</u>					
Wood treaters	7420	2	3	0	0
Cabinet-makers and related workers	7421	0	0	0	0
Woodworking-machine setters and setter-operators	7422	20	25	17	2
Basketry weavers, brush makers and related workers	7423	0	0	0	0
	7424	0	0	0	0
<u>Textile, Garment and Related Trades Workers</u>					
Fibre preparers	7431	0	0	0	0
Weavers, knitters and related workers	7432	0	0	0	0
Tailors, dressmakers and hatters	7433	31	31	23	116
Furriers and related workers	7434	0	0	0	0
Textile, leather and related pattern-makers and cutters	7435	0	0	0	0
Sewers, embroiderers and related workers	7436	6	4	5	11
Upholsterers and related workers	7437	17	7	8	2
<u>Pelt, Leather and Shoemaking Trades Workers</u>					
Pelt dressers, tanners and fellmongers	7441	0	0	0	0
Shoe-makers and related workers	7442	7	25	0	2
<u>Supervisors, crafts and trades</u>	7510	221	442	170	33
<u>Misc. crafts and trades</u>	7520	24	18	14	4
PLANT AND MACHINE OPERATORS AND ASSEMBLERS					
STATIONARY-PLANT AND RELATED OPERATORS					
<u>Mining- and Mineral-Processing Plant Operators</u>					
Mining-plant operators					
Mineral-ore- and stone-processing-plant operators	8111	8	134	3	1
Well drillers and borers and related workers	8112	0	0	0	0
	8113	5	23	4	0

1988 International Standard Classification Codes (based on 1980 U.S. occupational codes)	Punch	Cols. 5313- 5316	Cols. 5317- 5320	Cols. 5325- 5328	Cols. 5321- 5324
	Occupation	N's			
	Code	Respon- dent	R's Father	R's Spouse	R's Mother
<u>Metal-Processing-Plant Operators</u>					
Ore and metal furnace operators	8121	0	0	0	0
Metal melters, casters and rolling-mill operators	8122	21	37	20	3
Metal-heat-treating-plant operators	8123	2	2	0	0
Metal drawers and extruders	8124	0	0	0	0
<u>Glass, Ceramics and Related Plant Operators</u>					
Glass and ceramics kiln and related machine operators	8131	24	60	13	0
Glass and ceramics kiln and related machine operators n.e.c.	8139	0	0	0	0
<u>Wood-Processing-Plant Operators</u>					
Wood-processing-plant operators	8141	27	53	11	3
Paper-pulp plant operators	8142	0	0	0	0
Papermaking-plant operators	8143	0	0	0	0
<u>Chemical-Processing-Plant Operators</u>					
Crushing-, grinding- and chemical mixing-machinery operators	8151	20	31	13	3
Chemical-heat-treating-plant operators	8152	0	0	0	0
Chemical-filtering- and separating-equipment operators	8153	0	0	0	0
Chemical-still and reactor operators (except petroleum and natural gas)	8154	8	11	5	3
Petroleum- and natural-gas-refining-plant operators	8155	0	0	0	0
Chemical-processing-plant operators n.e.c.	8159	0	0	0	0
<u>Power-Production and Related Plant Operators</u>					
Power-production plant operators	8161	6	6	4	0
Steam-engine and boiler operators	8162	0	0	0	0
Incinerator, water-treatment and related plant operators	8163	8	5	7	0
<u>Automated-Assembly-Line and Industrial-Robot Operators</u>					
Automated assembly-line operators	8171	0	0	0	0
Industrial-robot operators	8172	0	0	0	0
MACHINE OPERATORS AND ASSEMBLERS					
<u>Metal- and Mineral-Products Machine Operators</u>					
Machine-tool operators	8211	44	40	25	10
Cement and other mineral products machine operators	8212	0	0	0	0
<u>Chemical-Products Machine Operators</u>					
Pharmaceutical- and toiletry products machine operators	8221	0	0	0	0
Ammunition- and explosive-products machine operators	8222	0	0	0	0
Metal finishing-, plating- and coating-machine operators	8223	24	25	23	2
Photographic-products machine operators	8224	0	0	0	0
Chemical-products machine operators n.e.c.	8229	13	5	6	1

1988 International Standard Classification Codes (based on 1980 U.S. occupational codes)	Punch	Cols. 5313- 5316	Cols. 5317- 5320	Cols. 5325- 5328	Cols. 5321- 5324
	Occupation	N's			
	Code	Respon- dent	R's Father	R's Spouse	R's Mother
<u>Rubber- and Plastic-Products Machine Operators</u>					
Rubber-products machine operators	8231	0	0	0	0
Plastic-products machine operators	8232	0	0	0	0
<u>Wood-Products Machine Operators</u>	8240	3	0	1	1
<u>Printing-, Binding- and Paper-Products Machine Operators</u>					
Printing-machine operators	8251	72	56	34	12
Bookbinding-machine operators	8252	0	0	0	0
Paper-products operators	8253	0	0	0	0
<u>Textile-, Fur- and Leather-Products Machine Operators</u>					
Fibre-preparing-, spinning- and winding-machine operators	8261	22	10	10	26
Weaving- and knitting-machine operators	8262	14	17	3	24
Sewing-machine operators	8263	156	15	62	224
Bleaching-, dyeing- and cleaning-machine operators	8264	73	32	21	89
Fur- and leather-preparing-machine operators	8265	0	0	0	0
Shoemaking- and related machine operators	8266	17	8	6	24
Textile-, fur- and leather-products machine operators n.e.c.	8269	20	26	11	18
<u>Food and Related Products Machine Operators</u>					
Meat- and fish processing-machine operators	8270	6	6	3	6
Dairy-products machine operators	8271	0	0	0	0
Grain- and spice-milling-machine operators	8272	0	0	0	0
Baked-goods, cereal and chocolate-products machine operators	8273	0	0	0	0
Fruit-, vegetable- and nut-processing-machine operators	8274	0	1	0	0
Sugar production machine operators	8275	0	1	1	0
Tea-, coffee- and cocoa-processing-machine operators	8276	0	0	0	0
Brewers-, wine and other beverage machine operators	8277	0	0	0	0
Tobacco production machine operators	8278	0	0	0	0
	8279	0	0	0	0
<u>Assemblers</u>					
Mechanical-machinery assemblers	8281	0	0	0	0
Electrical-equipment assemblers	8282	35	10	10	34
Electronic-equipment assemblers	8283	0	0	0	0
Metal-, rubber- and plastic-products assemblers	8284	0	0	0	0
Wood and related products assemblers	8285	0	0	0	0
Paperboard, textile and related products assemblers	8286	0	0	0	0
<u>Other Machine Operators and Assemblers</u>	8290	586	501	277	351

1988 International Standard Classification Codes (based on 1980 U.S. occupational codes)	Punch	Cols. 5313- 5316	Cols. 5317- 5320	Cols. 5325- 5328	Cols. 5321- 5324
	Occupation	N's			
	Code	Respon- dent	R's Father	R's Spouse	R's Mother
DRIVERS AND MOBILE-PLANT OPERATORS					
<u>Locomotive-Engine Drivers and Related Workers</u>	8310	0	6	1	0
Locomotive-engine drivers	8311	9	51	5	0
Railway brakemen, signalers and shunters	8312	13	41	8	6
<u>Motor-vehicle Drivers</u>					
Motorcycle drivers	8321	0	0	0	0
Car, taxi and van drivers	8322	107	168	73	11
Bus and tram drivers	8323	75	46	44	31
Heavy truck and lorry drivers	8324	272	523	166	4
<u>Agricultural and Other Mobile-Plant Operators</u>	8330	62	93	29	1
Motorized farm and forestry plant operators	8331	0	0	0	0
Earth-moving and related plant operators	8332	18	34	16	0
Crane, hoist and related plant operators	8333	14	49	12	1
Lifting-truck operators	8334	57	52	35	2
<u>Ships' Deck Crews and Related Workers</u>	8340	2	21	5	0
FABRICATING MACHINE OPERATORS, NOT ELSEWHERE CLASSIFIED	8400	5	2	6	7
ELEMENTARY OCCUPATIONS					
SALES AND SERVICES ELEMENTARY OCCUPATIONS					
<u>Street Vendors and Related Workers</u>					
Street food vendors	9110	67	21	21	33
Street vendors, non-food products	9111	0	0	0	0
Door-to-door and telephone salespersons	9112	10	8	3	4
	9113	0	0	0	0
<u>Shoe Cleaning and Other Street Services Elementary Occupations</u>	9120	0	0	0	0
<u>Domestic and Related Helpers, Cleaners and Launderers</u>					
Domestic helpers and cleaners					
Helpers and cleaners in offices, hotels and other establishments	9131	119	7	30	88
Hand-launderers and pressers	9132	177	9	47	259
	9133	0	0	0	0
<u>Building Caretakers, Window and Related Cleaners</u>					
Building caretakers	9140	293	180	131	89
Vehicle, window and related cleaners	9141	40	19	16	8
	9142	25	18	13	2
<u>Messengers, Porters, Doorkeepers and Related Workers</u>					
Messengers, package and luggage porters and deliverers					
Doorkeepers, watchpersons and related workers	9151	22	14	13	2
Vending-machine money collectors, meter readers and related workers	9152	61	14	25	9
	9153	6	10	3	0

1988 International Standard Classification Codes (based on 1980 U.S. occupational codes)	Punch	Cols. 5313- 5316	Cols. 5317- 5320	Cols. 5325- 5328	Cols. 5321- 5324
	Occupation	N's			
	Code	Respon- dent	R's Father	R's Spouse	R's Mother
<u>Garbage Collectors and Related Laborers</u>					
Garbage collectors	9161	4	18	7	1
Sweepers and related laborers	9162	0	0	0	0
AGRICULTURAL, FISHERY AND RELATED LABORERS					
<u>Agricultural, Fishery and Related Laborers</u>					
Farm-hands and laborers	9211	168	311	59	72
Forestry laborers	9212	0	0	0	0
Fishery, hunting and trapping laborers	9213	0	0	0	0
LABORERS IN MINING, CONSTRUCTION, MANUFACTURING AND TRANSPORT					
9300		179	436	98	125
<u>Mining and Construction Laborers</u>					
Mining and quarrying laborers	9311	0	0	0	0
Construction and maintenance laborers: roads, dams and similar constructions	9312	0	0	0	0
Building construction laborers	9313	188	320	82	3
<u>Manufacturing Laborers</u>					
Assembling laborers	9320	5	4	2	0
Hand packers and other manufacturing laborers	9321	30	29	21	10
	9322	82	20	33	54
<u>Transport Laborers and Freight Handlers</u>					
Hand or pedal vehicle drivers	9331	0	0	0	0
Drivers of animal-drawn vehicles and machinery	9332	0	0	0	0
Freight handlers	9333	152	92	67	24
ARMED FORCES					
ARMED FORCES					
<u>Armed Forces</u>	0110	88	180	71	1
Not applicable	BK	22883	25390	31894	34351

APPENDIX J:

DOT VARIABLES

(Qs. 53A-F, 54A-F, 55A-F; Cols. 170-238)

The third edition of the Dictionary of Occupational Titles (1965) provides a six-digit (expanded to nine digits in 1967) occupational classification code which is more detailed and more clearly oriented to the task content of jobs than the Census occupational codes. The DOT (Dictionary of Occupational Titles) also includes six worker trait components, which are estimated abilities and individual characteristics required of workers for successful performance in general types of jobs.

The DOT variables for the General Social Survey were provided by Lloyd V. Temme. Using data from the April, 1971 Current Population Survey (CPS) which were coded with both the detailed Census and DOT occupation codes, Temme summed and averaged all respondents' DOT scores within each detailed Census category. By applying the CPS weights for each case, Temme was able to create weighted average DOT data scores for each Census occupation which are representative of the national population. Scores were created in this way for five DOT variables: Data, People, and Things (the fourth through the sixth digits of the detailed DOT occupation code), and the two parts of worker traits for training time (General Educational Development and Specific Vocational Preparation). These five variables are the only DOT variables available for the General Social Surveys.

Also provided is a prestige variable that Temme generated from Siegel gathered data (See Appendix G) using procedures developed by Otis D. Duncan for his Socioeconomic Index (SEI).

A detailed account of both the DOT variables and of the actual procedures followed in deriving the weighted average DOT scores is given in Lloyd Temme's Occupation: Meanings and Measures (Washington, D.C., Bureau of Social Science Research, 1975).

All of these variables are interval level. Qs. 53 A-E, and 55 A-E are four digits long. The first digit is a zero, and a decimal point should be read between the second and third digits. Qs. 53F, 54F, and 55F are three digits long and a decimal point belongs between the second and third digits. Since these variables are continuous, complete marginals are not given. Since these variables are assigned to 1970 Census Occupational codes, they are not created in years that the 1970 codes were not utilized.

APPENDIX K:

PROTESTANT DENOMINATIONS DISTRIBUTIONS

Denomination	Punch	Respondent		R's Spouse	
		Now	Age 16	Now	Age 16
		N's			
		Cols. 397-399	Cols. 454-456	Cols. 462-464	Cols. 470-472
Hungarian Reformed	1	0	2	1	3
Evangelical Congregational.....	2	3	2	2	2
Ind. Bible, Bible, Bible Fellowship	3	15	5	4	2
Church of Prophecy	5	2	1	1	0
New Testament Christian	6	2	1	1	0
Church of God, Saint & Christ...	7	4	3	2	2
Moravian	8	11	14	3	4
Christian & Missionary Alliance	9	22	9	10	7
Advent Christian.....	10	5	6	4	4
Spiritualist	11	15	2	2	0
Assembly of God	12	255	165	115	80
Free Methodist	13	2	7	1	3
Apostolic Faith	14	32	21	11	6
African Methodist	15	1	5	1	1
Free Will Baptist	16	21	20	9	8
Eden Evangelist	17	1	0	1	1
Holiness (Nazarene)	18	29	26	11	5
Baptist (Northern)	19	3	3	0	1
Brethren Church, Brethren	20	54	63	22	31
Witness Holiness	21	1	0	0	0
Brethren, Plymouth	22	3	4	1	2
United Brethren, United Brethren in Christ	23	25	82	9	23
Independent	24	23	14	9	2
Christian Disciples	25	6	5	4	5
Christ in Christian Union	26	2	4	1	2
Open Bible	27	5	2	4	4
Christian Catholic	28	5	4	2	2
Christ Church Unity	29	2	3	2	1
Christ Adelprians	30	3	3	2	3
Christian; Central Christian ...	31	395	375	187	156
Christian Reform	32	71	83	34	43
Christian Scientist	33	60	91	18	30
Church of Christ, Evangelical ..	34	4	5	5	3
Church of Christ	35	487	463	221	220
Churches of God (Except with Christ and Holiness)	36	252	207	117	128
Church of God in Christ	37	48	32	14	10
Church of God in Christ Holiness.....	38	16	15	5	4
Church of the Living God.....	39	3	6	0	1
Congregationalist, 1st Congreg..	40	276	323	124	127
Community Church.....	41	12	7	3	2
Covenant.....	42	8	6	6	8
Dutch Reform.....	43	22	32	7	17
Disciples of Christ.....	44	80	83	32	26
Evangelical, Evangelist.....	45	54	65	25	35
Evangelical Reformed.....	46	9	22	2	9
Evangelist Free Church.....	47	19	7	7	5
First Church.....	48	8	3	5	2
First Christian Disciples of Christ.....	49	12	7	3	3
First Reformed.....	50	2	5	0	1
First Christian.....	51	73	89	39	25
Full Gospel.....	52	29	14	16	3
Four Square Gospel.....	53	20	14	11	5

PROTESTANT DENOMINATIONS DISTRIBUTIONS--Continued

Denomination	Punch	Respondent		R's Spouse	
		Now	Age 16	Now	Age 16
		N's			
		Cols. 397-399	Cols. 454-456	Cols. 462-464	Cols. 470-472
Friends.....	54	11	10	3	4
Holy Roller.....	55	2	4	4	6
Holiness; Church of Holiness....	56	142	112	72	73
Pilgrim Holiness.....	57	3	10	2	3
Jehovah's Witnesses.....	58	261	117	104	44
LDS.....	59	159	133	119	100
LDS--Mormon.....	60	100	73	43	34
LDS--Reorganized.....	61	21	20	7	6
LDS--Jesus Christ; Church of Jesus LDS.....	62	59	39	28	16
Mennonite.....	63	33	38	18	27
Mormon.....	64	165	150	86	74
Nazarene.....	65	159	139	73	59
Pentecostal Assembly of God.....	66	20	8	7	5
Pentecostal Church of God.....	67	20	9	8	3
Pentecostal.....	68	507	371	205	163
Pentecostal Holiness, Holiness Pentecostal.....	69	73	57	33	29
Quaker.....	70	33	28	18	17
Reformed.....	71	65	78	38	45
Reformed United Church of Christ.....	72	7	7	3	1
Reformed Church of Christ.....	73	6	4	4	4
Religious Science.....	74	26	4	3	0
Mind Science.....	75	3	2	3	1
Salvation Army.....	76	20	22	12	16
7th Day Adventist.....	77	167	123	68	60
Sanctified, Sanctification	78	17	11	2	1
United Holiness	79	2	0	1	1
Unitarian, Universalist.....	80	110	56	38	22
United Church of Christ.....	81	199	149	106	62
United Church, Unity Church.....	82	12	6	2	3
Wesleyan.....	83	30	16	18	12
Wesleyan Methodist--Pilgrim.....	84	5	2	3	1
Zion Union.....	85	2	1	1	1
Zion Union Apostolic.....	86	2	2	1	2
Zion Union Apostolic--Reformed..	87	2	2	1	1
Disciples of God.....	88	2	0	0	0
Grace Reformed.....	89	1	0	2	1
Holiness Church of God.....	90	6	4	4	2
Evangelical Covenant.....	91	3	7	1	2
Mission Covenant.....	92	4	3	1	1
Missionary Baptist.....	93	33	36	15	13
Swedish Mission.....	94	1	2	1	2
Unity.....	95	39	2	9	0
United Church of Christianity...	96	13	8	8	6
Other Fundamentalist.....	97	37	12	13	4
Federated Church.....	98	2	4	2	2
American Reform.....	99	2	1	1	1
Grace Brethren.....	100	4	2	3	3
Christ in God.....	101	0	0	0	2
Charismatic.....	102	6	0	2	0
Pentecostal Apostolic.....	103	8	3	3	3
House of Prayer.....	104	2	0	0	0
Latvian Lutheran.....	105	1	1	0	0
Triumph Church of God.....	106	0	0	0	1
Apostolic Christian.....	107	7	4	2	1
Christ Cathedral of Truth.....	108	1	0	1	0
Bible Missionary.....	109	4	3	2	1
Calvary Bible.....	110	1	2	1	1
Amish.....	111	0	2	0	2
Evangelical Methodist.....	112	3	2	2	1
Worldwide Church of God.....	113	4	2	2	0

PROTESTANT DENOMINATIONS DISTRIBUTIONS--Continued

Denomination	Punch	Respondent		R's Spouse	
		Now	Age 16	Now	Age 16
		N's			
		Cols. 397-399	Cols. 454-456	Cols. 462-464	Cols. 470-472
Church Universal and Triumphant..	114	1	0	1	0
Mennonite Brethren.....	115	2	2	2	1
Church of the First Born.....	116	2	2	1	1
Missionary Church.....	117	11	7	6	3
The Way Ministry.....	118	1	0	1	0
United Church of Canada.....	119	3	6	4	6
Evangelical United Brethren.....	120	2	8	0	5
The Church of God of Prophecy....	121	1	1	1	0
Chapel of Faith.....	122	1	1	0	0
Polish National Church.....	123	1	2	0	0
Faith Gospel Tabernacle.....	124	1	0	0	0
Christian Calvary Chapel.....	125	5	0	2	0
Carmelite.....	126	0	1	1	1
Church of Daniel's Band.....	127	2	1	0	0
Christian Tabernacle.....	128	2	0	1	0
Living Word.....	129	1	0	0	0
True Light Church of Christ.....	130	0	0	0	0
Macedonia.....	131	0	1	0	0
Brother of Christ.....	132	1	1	1	1
Primitive Baptist.....	133	2	3	0	2
Independent Fundamental					
Church of America.....	134	1	0	0	1
Chinese Gospel Church.....	135	2	1	1	0
New Age Spirituality.....	136	5	0	0	0
New Song.....	137	1	0	0	0
Apostolic Church.....	138	6	4	2	1
Faith Christian.....	139	0	0	0	1
People's Church.....	140	0	0	1	0
New Birth Christian.....	141	1	1	0	0
Unity School of					
Christianity.....	142	0	1	0	0
Assyrian Evangelist Church.....	143	1	2	0	0
Spirit of Christ.....	144	1	0	0	0
Church of Jesus Christ of					
the Restoration.....	145	1	1	0	0
Laotian Christian	146	1	0	0	0
Schwenkfelder.....	148	0	1	0	0
Zwinglian.....	150	1	1	0	0
Don't know.....	998	19	20	23	28
No Answer	999	172	223	108	137
Not Applicable (Not Protes- tant and Protestant Denomina- tion Given, and Not Married).....	BK	35541	36309	38452	38733

PROTESTANT DENOMINATIONS DISTRIBUTIONS - continued

Denomination	Punch	Mother	Father	Friends		
		N's		1	2	3
		Cols. 1361- 1363	Cols. 1372- 1374	Cols. 1435- 1437	Cols. 1438- 1440	Cols. 1441- 1443
Hungarian Reformed.....	1	0	0	0	0	0
Evangelical Congregational....	2	0	0	0	0	0
Ind. Bible, Bible, Bible Fellowship	3	0	1	3	0	0
Church of Prophecy	5	0	0	0	0	0
New Testament Christian	6	0	0	0	0	0
Church of God, Saint & Christ	7	1	1	0	0	0
Moravian	8	1	1	0	0	0
Christian & Missionary Alliance	9	0	0	1	0	1
Advent Christian	10	0	0	0	0	0
Spiritualist	11	1	0	0	1	0
Assembly of God	12	8	8	12	11	12
Free Methodist	13	0	0	0	0	0
Apostolic Faith	14	0	0	0	1	1
African Methodist	15	0	0	0	0	0
Free Will Baptist	16	0	0	0	0	0
Eden Evangelist	17	0	0	0	0	0
Holiness (Nazarene)	18	2	1	1	2	2
Baptist (Northern)	19	0	0	0	0	0
Brethren Church, Brethren	20	3	3	0	2	1
Witness Holiness	21	0	0	0	0	0
Brethren, Plymouth	22	0	0	0	0	0
United Brethren, United Brethren in Christ	23	3	3	1	1	1
Independent	24	1	0	1	0	0
Christian Disciples	25	0	0	0	1	0
Christ in Christian Union	26	0	0	0	1	0
Open Bible	27	0	0	1	2	0
Christian Catholic	28	0	0	0	0	0
Christ Church Unity	29	0	0	0	0	0
Christ Adelprians	30	0	0	0	1	0
Christian; Central Christian	31	8	6	7	3	3
Christian Reform	32	3	2	2	2	0
Christian Scientist	33	1	1	2	0	3
Church of Christ, Evangelical.	34	0	0	0	0	0
Church of Christ	35	15	9	11	12	8
Churches of God (Except with Christ and Holiness)	36	6	4	9	9	4
Church of God in Christ	37	0	1	1	1	0
Church of God in Christ Holiness.....	38	0	0	0	0	0
Church of the Living God	39	0	0	0	0	0
Congregationalist, 1st Congreg	40	9	10	8	4	5
Community Church	41	0	0	0	0	0
Covenant	42	0	0	1	0	0
Dutch Reform	43	2	1	1	1	0
Disciples of Christ	44	3	5	6	4	1
Evangelical, Evangelist	45	2	1	0	1	0
Evangelical Reformed	46	2	2	0	0	0
Evangelist Free Church	47	0	0	2	0	0
First Church	48	0	0	0	0	0
First Christian Disciples of Christ.....	49	0	0	0	0	0
First Reformed	50	0	0	0	0	0
First Christian	51	4	4	6	2	2
Full Gospel	52	1	0	3	1	1
Four Square Gospel	53	0	0	0	2	0
Friends	54	2	1	1	1	1
Holy Roller.....	55	0	0	0	0	0
Holiness; Church of Holiness..	56	3	1	6	5	6
Pilgrim Holiness	57	2	1	0	0	0
Jehovah's Witnesses.....	58	5	2	9	11	9
LDS	59	17	14	10	10	10

PROTESTANT DENOMINATIONS DISTRIBUTIONS - continued

Denomination	Punch	Mother	Father	Friends		
		N's		1	2	3
		Cols. 1361- 1363	Cols. 1372- 1374	Cols. 1435- 1437	Cols. 1438- 1440	Cols. 1441- 1443
LDS--Mormon	60	2	2	1	1	0
LDS--Reorganized	61	0	1	1	0	1
LDS--Jesus Christ; Church of Jesus LDS.....	62	0	0	0	0	0
Mennonite	63	1	0	0	0	1
Mormon	64	9	8	8	4	3
Nazarene	65	3	2	2	3	4
Pentecostal Assembly of God ..	66	0	0	0	0	0
Pentecostal Church of God	67	0	0	2	1	1
Pentecostal	68	14	7	11	8	13
Pentecostal Holiness, Holiness Pentecostal	69	1	1	1	0	2
Quaker	70	1	2	0	0	0
Reformed	71	5	4	3	2	2
Reformed United Church of Christ	72	0	0	0	0	0
Reformed Church of Christ	73	0	0	0	0	0
Religious Science	74	0	1	0	0	1
Mind Science	75	0	0	0	0	0
Salvation Army	76	0	0	0	0	0
7th Day Adventist	77	3	0	5	4	3
Sanctified, Sanctification....	78	1	0	3	1	1
United Holiness	79	0	0	0	0	0
Unitarian, Universalist.....	80	2	1	1	2	2
United Church of Christ.....	81	3	3	5	1	3
United Church, Unity Church... Wesleyan	82	0	0	0	0	0
Wesleyan Methodist --Pilgrim..	83	2	1	1	1	0
Zion Union	84	0	0	0	0	0
Zion Union Apostolic	85	0	0	0	0	0
Zion Union Apostolic--Reformed	86	0	0	0	0	0
Disciples of God	87	0	0	0	0	0
Grace Reformed	88	0	0	0	0	0
Holiness Church of God	89	0	0	0	0	0
Evangelical Covenant	90	0	0	0	0	0
Mission Covenant	91	0	0	0	0	0
Missionary Baptist	92	0	0	0	0	0
Swedish Mission	93	0	0	1	0	1
Unity	94	0	0	0	0	0
United Church of Christianity.	95	0	0	1	1	1
Other Fundamentalist	96	0	1	0	0	0
Federated Church.....	97	0	0	1	0	2
American Reform.....	98	0	0	0	0	0
Grace Brethren.....	99	0	0	0	0	1
Christ in God.....	100	0	0	1	0	0
Charismatic.....	101	0	0	0	0	0
Pentecostal Apostolic.....	102	0	0	0	1	0
House of Prayer.....	103	0	0	1	0	1
Latvian Lutheran.....	104	0	0	0	0	0
Triumph Church of God.....	105	0	0	0	0	0
Apostolic Christian.....	106	0	0	0	0	0
Christ Cathedral of Truth.....	107	1	0	0	0	0
Bible Missionary.....	108	0	0	0	0	0
Calvary Bible.....	109	0	0	0	0	0
Amish.....	110	0	0	1	0	0
Evangelical Methodist.....	111	0	1	0	0	0
Worldwide Church of God.....	112	0	0	0	0	0
Church Universal and Triumphant.....	113	0	0	0	0	0
Mennonite Brethren.....	114	0	0	0	0	0
Church of the First Born.....	115	0	0	0	0	0
Missionary Church.....	116	0	1	1	1	0
The Way Ministry.....	117	0	0	0	0	0
United Church of Canada.....	118	0	0	0	0	0
Evangelical United Brethren...	119	0	0	0	0	0
	120	2	1	0	0	0

PROTESTANT DENOMINATIONS DISTRIBUTIONS - continued

Denomination	Punch	Mother	Father	Friends		
		N's		1	2	3
		Cols. 1361-	Cols. 1372-	Cols. 1435-	Cols. 1438-	Cols. 1441-
		1363	1374	1437	1440	1443
The Church of God of Prophecy.	121	0	0	0	0	0
Chapel of Faith.....	122	0	0	0	0	0
Polish National Church.....	123	1	0	0	0	0
Faith Gospel Tabernacle.....	124	0	0	0	0	0
Christian Calvary Chapel.....	125	0	0	0	0	0
Carmelite.....	126	0	0	0	1	0
Church of Daniel's Band.....	127	0	0	0	0	0
Christian Tabernacle.....	128	0	0	1	0	0
Living Word.....	129	0	0	1	0	0
True Light Church of Christ...	130	1	0	0	0	0
Macedonia.....	131	0	0	0	0	0
Brother of Christ.....	132	1	1	0	0	0
Apostolic Church.....	138	0	0	0	0	1
Polish Catholic.....	149	0	0	0	0	1
Zwinglian.....	150	0	0	0	1	1
Don't know	998	0	0	7	6	6
No Answer	999	11	10	203	212	201
Not Applicable (Not Protestant and Protestant Denomination Given, and Not Married)	BK	40764	40802	40565	40590	40609

APPENDIX L:

HOURS WORKED
(COLS. 10-13, 41-43)

Hours = Punch	Respondent		R's Spouse	
	N's			
	HRS1	HRS2	SPHRS1	SPHRS2
	Cols. 10-11	Cols. 12-13	Cols. 41-42	Cols. 43-44
00	7	2	6	0
01	7	1	0	1
02	18	1	12	0
03	29	0	21	0
04	62	7	20	0
05	61	4	20	1
06	73	2	30	0
07	35	2	8	0
08	146	5	84	4
09	39	0	9	0
10	195	8	108	3
11	18	1	6	0
12	145	4	77	2
13	37	1	8	1
14	41	0	12	2
15	285	8	113	0
16	238	3	141	5
17	34	1	8	0
18	83	2	38	0
19	25	0	9	0
20	699	32	390	12
21	70	2	22	2
22	64	0	29	1
23	58	1	12	0
24	270	12	188	2
25	368	12	167	9
26	50	0	16	2
27	53	0	23	0
28	143	1	44	0
29	30	0	10	0
30	724	22	375	11
31	37	0	8	0
32	452	9	202	3
33	54	3	11	0
34	58	2	21	0
35	732	25	332	11
36	249	11	115	2
37	282	7	115	3
38	438	9	175	6
39	81	1	16	0
40	8384	360	6136	204
41	102	1	21	0
42	342	4	118	2

Hours = Punch	Respondent		R's Spouse	
	N's			
	HRS1	HRS2	SPHRS1	SPHRS2
	Cols. 10-11	Cols. 12-13	Cols. 41-42	Cols. 43-44
43	187	3	52	3
44	278	6	135	5
45	1093	34	595	12
46	217	2	67	2
47	111	5	38	1
48	701	16	423	13
49	79	0	25	1
50	1590	52	1102	24
51	56	0	18	1
52	183	4	70	2
53	62	0	15	0
54	88	0	60	1
55	493	14	264	5
56	195	5	90	5
57	27	0	10	1
58	59	2	30	0
59	18	0	4	0
60	1142	33	775	24
61	9	0	3	0
62	43	0	20	0
63	27	0	12	0
64	36	0	11	0
65	256	3	115	5
66	23	1	15	0
67	17	0	1	0
68	33	1	15	0
69	6	0	4	0
70	304	13	190	7
71	3	0	3	0
72	73	1	62	1
73	9	0	4	2
74	10	0	8	0
75	80	2	32	0
76	8	0	5	0
77	8	0	6	0
78	8	0	3	0
79	2	0	2	0
80	191	6	102	1
81	1	0	1	0
82	7	0	2	0
83	5	0	0	0
84	39	1	27	1
85	17	0	6	0
86	4	0	0	0
87	2	0	0	0
88	5	0	4	0
89+	156	4	95	1
(Don't know)	98	3	38	4
(No answer)	99	53	124	62
(Not applicable)BK	17547	40103	26974	40460

APPENDIX M:

ABORTION AND ERA DISTRIBUTIONS

Reasons for Abortions	PUNCH	First Reason	Second Reason	Third Reason
		Cols. 788-789	Cols. 790-791	Cols. 792-793
Women's right.....	10	52	16	12
Control over own body.....	11	159	43	9
Freedom of choice/right to choose.....	12	189	48	15
Privacy; a personal decision.....	13	48	29	9
Danger to mother, unspecified.....	20	8	2	1
Danger to mother's life.....	21	59	51	19
Danger to mother's health.....	22	184	29	74
Danger to mother's mental health..	23	22	3	0
Lessen liabilities/restrictions for women.....	24	16	11	9
Prevent domination by men.....	25	0	1	0
Prevent defective child, gen'l....	30	78	84	43
Prevent mentally retarded child...	31	3	12	8
Prevent physically deformed.....	32	24	45	25
Unborn is not a person.....	35	12	5	5
End pregnancy due to rape.....	40	205	30	75
End pregnancy due to incest.....	41	3	27	9
Prevent unwanted child.....	42	195	27	49
Prevent child abuse.....	43	8	12	14
Parents unable to take care of child.....	44	41	48	33
Parents cannot afford child.....	45	77	87	53
Prevent illegitimacies; forced marriages.....	46	17	18	24
Avoid illegal abortions.....	50	12	11	4
Avoid social costs of unwanted child.....	51	8	15	8
Avoid more welfare babies.....	52	12	8	11
Overpopulation.....	53	40	16	8
Government pays for abortion.....	54	5	1	2
Miscellaneous, unclear.....	60	15	11	4
None.....	96	366	0	0
No Answer.....	99	2	2	2
Not applicable (no second, third reason given).....	BK	39073	39941	40408

Reasons against Abortion	PUNCH	First Reason	Second Reason	Third Reason
		Cols. 794-795	Cols. 796-797	Cols. 798-799
Abortions are killing, murder.....	1	438	156	29
"Taking a life" (no reference to killing, murder).....	2	233	107	15
Unborn alive; a person (no reference to killing, murder)...	3	102	89	25
Unborn may be a person.....	4	12	13	3
"Right to life".....	5	115	68	19
Religion, general.....	10	288	110	42
Catholic religion.....	11	45	11	3
Bible.....	12	9	22	8
Morality, it's immoral, general...	13	110	75	29
Promotes promiscuity.....	14	24	16	15
Rights of father ignored.....	20	5	4	1
Adoption a better alternative.....	25	19	19	11
Not acceptable as birth control...	30	31	54	18
Paid for by taxpayers.....	35	15	12	11
Causes complications, unspecified.....	40	4	0	0
Physical dangers to women.....	41	39	31	9
Causes infertility.....	42	4	9	3
Leads to trauma, guilt feelings...	43	12	7	7
Not an individual choice.....	50	36	62	13
Should take responsibility for actions.....	51	21	19	10
Woman too young, immature to decide.....	52	4	2	3
Will decrease population.....	53	5	1	2
Miscellaneous.....	60	35	12	2
None.....	96	251	0	0
No answer.....	99	3	3	3
Not applicable (no second, third reason given).....	BK	39073	40071	40652

<u>Why ERA Favored/Opposed/Don't Know</u>	PUNCH	First Reason	Second Reason	Third Reason
		Cols. 938-939	Cols. 940-941	Cols. 942-943
<u>Favored</u>				
Economic equality, general.....	1	23	11	6
Equal pay for equal work.....	2	265	73	42
Equal opportunity for advancement.	3	12	4	4
Women can do men's jobs.....	4	37	3	8
Allows women to work (no reference to home/family).....	5	18	3	5
Political equality (hold office, more influence).....	10	7	1	0
Social equality, general.....	20	1	6	1
Remove stereotype of women as homemakers.....	21	0	1	2
Work outside of home should be option.....	22	12	6	5
Women should be draftable.....	25	2	8	6
Will promote abortion rights.....	26	2	1	2
Equal rights for all, general....	30	33	9	4
Represents progress.....	31	15	7	4
Chance to fulfill potential, maximum utilization.....	32	47	57	18
Need to insure that equal rights are preserved, a guarantee.....	35	48	16	10
Men and women are equal.....	40	86	27	9
Men and women should be equal....	41	259	58	15
Women are now suppressed.....	42	40	9	0
Equal responsibilities for men/women.....	43	20	18	10
Miscellaneous.....	47	27	5	3
<u>Opposed</u>				
ERA will not help women, unspecified.....	50	21	15	4
ERA will increase discrimination against women.....	51	22	11	9
Will burden women; too much responsibility.....	52	7	4	2
Not needed men and women have equal rights.....	55	73	12	3
Attitudes, not laws, need changing.....	56	5	2	1
Too many laws/ regulations already.....	57	8	8	1
Men and women are not equal, general.....	60	42	19	9
Not equal, physical differences...	61	13	35	21
Not equal, Nature's/God's plan....	62	11	9	3
Men should run government.....	63	10	3	3
Men should be providers.....	64	16	6	2
Woman's place is in home/with family.....	65	25	15	5

(continued)

<u>Why ERA Favored/Opposed/Don't Know</u>	PUNCH	First Reason	Second Reason	Third Reason
		Cols. 938-939	Cols. 940-941	Cols. 942-943
Traditional family will be broken down.....	66	3	3	1
Homosexual marriages/families promoted.....	67	3	0	0
Anti-family, miscellaneous.....	68	2	0	0
Increases conflict between men/women.....	70	5	3	1
Anti-male; discriminates against men.....	71	33	21	4
Makes women superior to men.....	72	10	1	3
Anti-homemaker.....	75	12	6	3
Women will be drafted/sent to combat.....	80	24	40	15
Unisex bathrooms.....	81	4	4	3
Women priests.....	82	1	4	0
Promotes abortions.....	83	25	33	12
Backed by radicals, Communists, liberals and other "extremists".....	85	7	4	3
ERA gone to extremes, causing trouble.....	86	47	25	4
ERA poorly drafted.....	87	5	3	1
Don't understand ERA.....	88	68	0	0
Miscellaneous.....	89	12	4	2
<u>Don't know</u>				
Not interested in ERA.....	90	18	4	0
Ambivalent, can't make-up mind....	91	5	2	0
Not enough information, don't know enough.....	92	26	2	0
Don't know anything about it, don't understand.....	93	27	0	0
Anti-ERA statement.....	94	8	0	0
No Answer.....	99	8	0	0
Not applicable (No 2nd; 3rd reason).....	BK	39073	39992	40614

NOTE: Some respondents who favored the ERA nevertheless gave reasons coded under the opposed reason. Usually this was to indicate qualified support. In a few cases the reasons given simply do not appear to fit the expressed attitude. Similar crossovers occur for those opposing the ERA.

APPENDIX N:

CHANGES IN QUESTION WORDING, RESPONSE
CATEGORIES, AND FORMAT

It is the general policy of the General Social Survey to exactly replicate questions over time. In certain instances, by design and in other cases by accident wordings, response categories, skip patterns, or formats have changed across surveys. This appendix documents the alterations that have occurred and, when applicable, the necessary reconciliations that were made. See Appendix T, GSS Methodological Reports Nos. 55 and 56.

<u>Question Number</u>	<u>Changes</u>
1, 5	In the 1972 survey, the first unread response was "Working full time (35 hours or more)" and the second response was "Working part time (1 to 34 hours)." Since 1972, the hour references were dropped. <hr/>
2	In 1982 and 1983, it read "(do you/did you) normally do." <hr/>
6	In the 1972, 1973, 1975, 1977, 1978, 1983 and 1984 surveys, part A read "(does [spouse]) (did[spouse] normally)." In 1974, it was "(does [spouse] usually)." In 1976, 1980, 1982, and 1985-2000, it was "(does/did) your [spouse] normally." <hr/>
8	The wording for the first two surveys (1972-73) was "What kind of work did your father (FATHER SUBSTITUTE) normally do?" In the following surveys (1974-78, 1980, 1982-2000), it was "What kind of work did your father (FATHER SUBSTITUTE) normally do while you were growing up?" <hr/>
11	In the 1976 survey, the word "please" preceded "count" at the start of the second sentence. In the 1972, 1973, 1974, 1975, 1977, 1978, 1980, and 1982-2000 surveys, "please" was not used. In 1972, 7 means 7 or more siblings. <hr/>
13	In the 1972-75 surveys, age was recorded from the question "In what year were you born?" In 1976-78, 1980, 1982-2000, it was coded from "What is your date of birth?" <hr/>
15-22	<p>In the 1972-74 surveys, those answering 11th or 12th grade to the introductory question were asked "Did you ever get a high school diploma?" In the 1975-78, 1980, 1982-2000 surveys, those who finished at least the 9th grade were asked part A: "Did you get a high school diploma or a GED certificate?" In the 1972-74 surveys, part B asked "Did you complete one or more years of college for credit?"</p> <p>In the 1975-84, the phrase "... not including schooling such as business college, technical or vocational school" was appended. In the 1972, 1975-78, 1980, 1982-2000 surveys, part B1 inquired "How many years did you complete?" In the 1973-74 surveys, "--not including schooling such as business college, technical or vocational school" followed. In the 1972-73 surveys, part B3 asked "What degree?" and the unread responses were Jr. College, Bachelor's, and Graduate. In the 1974 survey, the first response was changed to "Junior College." In the 1975 survey, the question became "What degree or degrees?" This wording was also used in the 1976-78, 1980, 1982-2000 surveys, but the first response was changed to "Associate/Junior College." In 1972 and 1973, high levels of No Answers occurred on Qs. 19-22. This was corrected in 1974 by a reformatting of the physical layout of the items.</p>
17, 21	In 1991, an error on a skip instruction on Ballot B meant that a number of respondents were not asked mother's education. <hr/>

Question
Number

Changes

23 Due to nonresponse, FP samples under represent males (SEX) (See GSS Methodological Report No. 9). The degree of the under representation is exaggerated when the raw data rather than data weighted for number of adults in the household are employed (Stephenson, 1978). Since NORC's BQ sample places a quota on gender, males are not under represented, but match the level set by the quota (See GSS Methodological Report No. 7). Census/CPS figures show virtually no changes in the gender distribution of adults over this period (e.g. 1970 = 47.5% male; 1980 = 47.6; 1984 = 47.7). Separate time series for gender are presented for the BQ (SEXBQ) and FP (SEXFP) samples.

24 The increased proportion other since 1982 is largely due to a tendency to classify Hispanics as a distinct race.

27 The unread response categories of the family situation question were changed between the 1972 and 1973-78, 80, 82-2000 surveys as follows:

	<u>1972</u>	
Both own mother and father.....	1	
Father and stepmother.....	2	
Mother and stepfather.....	3	
Father only.....	4	
Mother only.....	5	
Some other male relative (SPECIFY)	6	
<hr/>		
Some other female relative (SPECIFY) ...	7	
<hr/>		
Other arrangement (SPECIFY)	8	
<hr/>		
	<u>1973-78, 80, 82-2000</u>	
Both own mother and father (GO TO NEXT QUESTION)	1	
Father and stepmother ... (ASK A)	2	
Mother and stepfather ... (ASK A)	3	
Father only	4	
Mother only	5	
Some other male relative (No female head) (SPECIFY AND ASK A).....	6	
<hr/>		
Some other female relative (No male head) (SPECIFY AND ASK A).....	7	
<hr/>		
Other arrangement with both male and female relatives (e.g., aunt and uncle, grandparents) .. (ASK A)	8	
Other (SPECIFY AND ASK A).....	0	

30 Not Applicable (living in institution) not coded in 1974-2000.

34 In the 1972-74 and 1976 surveys, the following question was used to determine household composition:

A. How many persons altogether live here, related to you or not? Please include any persons who usually live here but are away temporarily on business, on vacation, or in a general hospital and

Question
Number

Changes

all babies and small children. Do not include college students who are living away at college, persons stationed away from here in the Armed Forces, or persons away in institutions. (Don't forget to include yourself in the total.)

IF TOTAL IS ONE PERSON, ENTER 01 . . TOTAL PERSONS:
AND SKIP TO NEXT QUESTION

- B. How many of these persons are babies
or children under 6 years old? UNDER 6 YEARS:
- C. How many are children age 6 thru 12? 6-12 YEARS:
- D. How many are teenagers 13 thru 17? 13-17 YEARS:
- E. And how many are persons 18 and over? 18+ YEARS:

B-E SHOULD TOTAL TO A; IF NOT,
CHECK ANSWERS WITH RESPONDENT.

In the 1975, 1977, 1978, 1980, 1982-2000 surveys, household composition was determined from household enumeration questions used in full probability samples. They were:

- 2) Please tell me the names of the people who usually live in this household?
- 3) Have we forgotten anyone such as babies or small children; roomers; people who usually live here but are away temporarily, on business trips, vacations, [82: at school,] temporarily in the hospital, and so on?
- 7) How old was (HEAD/PERSON) on (his/her) last birthday?
- 9) Are any of the people we have listed staying somewhere else right now?

IF YES:

- 10) Who is staying somewhere else right now?
- 11) Where is (PERSON) living right now: is (PERSON) staying at another household; is (he/she) traveling; is (he/she) in some institution or dormitory like at college, or in a hospital or somewhere; or what?
-

Question
Number

Changes

Is everyone in the household related to you in some way?

- Yes 1
- No ... (ASK A) 2

A. IF NO: How many persons in the household are not related to you in any way

In the 1975 survey, relationship was determined from the following question from the household enumeration questions:

5) What is (PERSON'S) relationship to (HEAD OF HOUSEHOLD)?

In the 1977-78, 1980, 1982-2000 surveys, relationship was asked as follows:

Now I would like you to think about the people who live in this household. Please include any persons who usually live here but are away temporarily on business, on vacation, or in a general hospital and include all babies and small children. Do not include college students who are living away at college, persons stationed away from here in the Armed Forces, or persons away in institutions.

Is everyone in this household related to you in some way?

- Yes 1
- No ... (ASK A) 2

A. IF NO: How many persons in the household are not related to you in any way

PERSONS:

37-39

In order to avoid bunching in a few income groups, the response categories were revised between 1972 and 1973, 1976 and 1977, 1980 and 1982, 1985 and 1986, 1990 and 1991, and 1996 and 1998. Each of these three groupings are treated as a separate question and variable.

38, 39, 43

In 1975, 1976, 1980, 1982-2000, "occupation" appeared in the parentheses. In 1974 and 1977, "job" was used. In 1978, "occupation" was used first and "job" second.

52A-52C

The size of place variables were reevaluated in 1978 and standard conventions were used to code all years. Cases from the 1980 frame used 1980 Census figures.

Question Number	Changes
56	<p>The skip pattern within Q. 56 varied over the years. In the 1972-74 surveys, those responding Republicans or Democrats were asked Part A, those answering Independent were asked part B, and those giving Other were asked the next question. In 1975, 1977-78, 1980, 1982-2000, those answering Other and the new response, No preference, were asked part B. In the 1976 survey, those answering Other and No preference were asked the next question. In the 1975 survey, the following underlined articles were used: "<u>a</u> Republican, <u>a</u> Democrat, <u>an</u> Independent." In the 1972, 1973, 1974, 1976, 1977, 1978, 1980, 1982-2000 surveys, no articles were used.</p> <p>The appearance of 10 DK cases in 1975 suggests that a different coding and recording scheme was used in 1975 than in other years.</p>
57-59	<p>On Q. 57 in 1972 and 1973 and on Q. 58 on 1973, 1974, and 1975, "ineligible" (Punch 3) was a precoded category that included volunteered responses only. On Q. 58 in 1976 and 1977 and on Q. 59 in 1977, 1978, 1980, and 1982, "ineligible" (Punch 3) included volunteered responses plus respondents who had not turned 18 by election day in 1972 (for Q. 58) or in 1976 (for Q. 59). Note that in initial versions of the 1977 and 1978 surveys, Q. 58 in 1977 and Q. 59 in 1977 and 1978 "ineligible" (Punch 3) included volunteered responses plus respondents who had not turned <u>17</u> by the appropriate election day. Responses to parts A and B of Qs. 58-59 were adjusted accordingly.</p>
58	<p>In the 1973-74 surveys, "Refused," (Punch 4) was not precoded but was coded from verbatim responses. In the 1975 survey, "Did not vote for President," punch "5," was a precoded response. In the 1976-77 surveys, coding specifications called for coding verbatim responses as "wouldn't vote." (Punch 5.)" In general, codes "4" and "5" can be considered as equivalent codes across surveys. In 1978, response "8" was "Don't know/Can't remember."</p>
66	<p>The first spending area was "Space Exploration Program" in 1973-76 and "The Space Exploration Program" in 1977-2000.</p>
68	<p>In 1977, the phrase "(Negroes/Blacks)" was used.</p>
74	<p>Response "R pays no income tax" (Punch 4) was not employed on the 1980 survey.</p>
75	<p>The 1976 survey used "community" alone.</p>
78	<p>In 1980, "was" was used instead of "is." In 1982 and 1983, "would" was used instead of "should."</p>
81, 82	<p>The capital punishment question was reworded between the 1973 and 1974 surveys. The original wording appears in Q. 81 and the new wording in Q. 82.</p>
86	<p>In the 1974, 1975, and 1977 surveys, "get" was used instead of "obtain."</p>
103	<p>In the 1974, 1975, 1977, 1982 surveys, 10 boxes are vertically arranged with a gap between the pluses and minuses. Only numbers with positive and negative signs are displayed with no countries, labels, or "don't know" categories are provided. In the 1983 survey, 10 lines are arranged vertically with no</p>

Question
Number

Changes

gap between the pluses and minuses. Countries are not listed and no "don't know" category is indicated. The endpoints are labeled "Like very much" and "Dislike very much." In the 1985 and 1986 surveys, 10 boxes are arranged horizontally with no gap between pluses and minuses. Countries and a don't know category are indicated in writing. The endpoints are labeled "Like very much" and "Dislike very much." In the 1988 and 1989 surveys, 10 lines are arranged vertically with no gap between the pluses and minuses. Countries are represented by one column each. In this case, numbers, positive and negative signs, punch codes, and a "don't know" category are all indicated.

104 In the 1972 survey, codes for Other Protestant denominations were slightly different than the post 1972 codes. To reconcile these differences the following recodes were made:

1972	1973-2000	1972	1973-2000
<u>Code</u>	<u>Codes</u>	<u>Code</u>	<u>Codes</u>
11 =	77	55 =	20
21 =	20	57 =	97
32 =	09	62 =	63
34 =	20	63 =	75
38 =	63	66 =	19
39 =	36	67 =	43
50 =	12	73 =	74
52 =	68	75 =	71

Since 1984, a more refined list of Protestant denominations has been employed. Items coded simply as Baptist, Lutheran, Methodist, or Presbyterian in 1972-1983 were coded into the "Don't know which" categories, respectively 18, 38, 28, and 48.

110 While wording, interviewer specifications, and coding instructions have been unchanged on the frequency of prayer question (PRAY), it appears that more "Nevers" were identified and coded in 1983 than in subsequent years. This might have been due to more emphasis in interviewer training or greater care by the coding supervisor. The collapsing of "Never" with "Less than Once a Week" should create a more comparable time series.

111E The item on feeling close to "a powerful, spiritual force that seemed to lift you out of yourself" (GRACE) was originally part of a five-item, paranormal scale. When asked alone in 1983, it appeared to deviate notably from the previous reading. The replication of the entire scale in 1984 produced GRACE readings comparable to the previous observation, suggesting that a context effect was operating (See GSS Methodological Report No. 30). Because of this apparent effect, only the data points using the entire scale are compared across time.

114 In the 1984 survey, codes of "Don't know" were not systematically distinguished from "No answer" codes.

<u>Question Number</u>	<u>Changes</u>
115A, 116A, 117A	<p>The switch from the 1970 sample frame to the 1980 sample frame added a primary sampling unit (PSU) in Utah. This significantly increased the number of Mormons in the sample. A Utah PSU was also part of the 1960 frame used in the 1972 survey, and this accounts for the higher proportion Mormon in that year.</p> <p>Sampling groups with unique (or very limited) geographic representations presents special problems for multi-stage samples utilizing geographical clustering. Take, for example, the problem of representing Topekans. Either Topeka is not a primary sampling unit (PSU) and thus Topekans are completely unrepresented, or Topeka is a PSU and Topekans are over-represented. (The inclusion of a locality in a multi-stage, area probability sample does not guarantee that it will be over-represented, since areas could make up the same share of the sample as they do the universe. However, this would be the exception rather than the rule, since areas are designed not to represent themselves, but classes of areas like themselves.) In the case of Topeka, it makes up 0.05% of the national population, but in the multi-stage sample used by the GSS, it would account for about 1% of the sample. (The NORC sample frame is described in Appendix A.) We do not worry about the actual coverage of Topekans, since for most purposes we do not consider them a sociologically meaningful or distinct group. If not in the sample, they are in some sense represented by "similar" Omahans, Lincolmites, or Wichitans. But certain sociologically significant groups are heavily geographically clustered in limited areas (e.g. the Mormons in Utah, Aleuts in Alaska, Cajuns in Southern Louisiana, Lumbees in Robeson Country, North Carolina, Gullah speakers on the Sea Island, etc.) Though these groups all have an equal probability of being represented in a multi-stage, area probability sample, as unique groups they will tend to be either under represented or over-represented. (e.g. the 1980 sample frame "hits" the Mormons, Cajuns, and Lumbees and "misses" the Aleuts and the Gullahs.)</p>
115C, 116C, 117C	<p>Fundamentalism/liberalism codes are assigned to denominations using the most detail applicable code of religious affiliation (RELIG, DENOM, OTHER, etc.). With the refinement of the major denomination codes (DENOM, etc.) in 1984 [see note for Q. 104], the fundamentalism/liberalism assignment procedure also changed. By using the pre-1984 major denomination categories, the fundamentalism/liberalism codes can be assigned in the same manner across all years. For details on the fundamentalism/liberalism codes, see GSS Methodological Report No. 43.</p>
122	<p>The deletion of a Q-by-Q after 1987 (See Appendix B) apparently resulted in a large increase in the coding of 50° in 1988.</p>
125A, 126, 127, 128, 129, 131 132, 133, 135	<p>Until 1978, Qs. 125A, 126, 127, 128, 129, 131, 133, and 135 were asked of non-blacks only. Since 1978, they have been asked of all respondents. Qs. 126, 129, 129A, 129B, 131, and 133 were asked in terms of opposite race. Qs. 125A and 125B and Qs. 127B, 128, and 129C were asked in reference to blacks as given.</p>
125A, 127A-129C, 131, 133A-134A, 135, 137	<p>Surveys prior to 1993 used the phrase "Negro/Black" or "Negroes/Blacks." Since 1993, the questions wording has been "Black/African-American" and "Blacks/African-Americans."</p>

Question Number	Changes
127	In the 1972-73 surveys, "Negro" was used instead of "(Negro/Black)." In the 1973 survey, the lead was "I'm going to read some opinions other people have expressed in connection with Negro-White relations. Please tell me which statement on this card comes closest to how you yourself feel about each one of these opinions." In the 1975 survey, the lead was "Here is an opinion other people have expressed in connection with (Negro/Black)-White relations. Please tell me which statement on this card comes closest to how you, yourself feel about it." The phrase "The first one is ..." is used in years that both parts are asked (1972, 1976, 1977, 1978, 1980, 1982, 1984, 1985).
128	In the 1976 survey, the B option was refusing "to sell to someone because of his race or color." In 1973, 1975, 1978, 1980 and 1983+ , the word "their" was used instead of "his." In the 1973, 1975, and 1976 surveys, this question was asked of whites only. In the 1978, 1980, 1983, 1984 and 1986 surveys, this was asked of both races. In 1973 and 1975, "who" was used. In 1976, 1978, 1980, 1983, 1984 and 1986-2000, "whom" was used.
128, 129, 133, 134A, 135, 137	Since 1983, the choice of racial terms was listed "Black/Negro." In earlier years, it was "Negro/Black."
129	In 1972, 1973, 1975, 1976, 1978, 1980, 1982+ , the question read "Are there any (Negroes/blacks) living in this neighborhood now?" In the 1974 and 1977 surveys, the "now" was omitted. In the 1972-77 surveys, the question was asked of whites only. In the 1978, 1980, 1982-2000 surveys, this was asked of both races. In 129, 129A, 129B, and 129C, whites were asked about "Negro[es]/black(s)." In 129, 129A, and 129B, blacks were asked about "whites." In 129C, blacks were asked about "Negro/black." In 1972-75, 1977, 1978, 1982-2000, 129B asked "blocks (or miles)." In 1976 and 1980, it read "(blocks/miles)." Since 1983, 128C used "Black" instead of "Negro/Black." In 1987, parts A and B were asked regardless of response to Q. 129.
132	In the 1977 survey, "same school" (singular) was used. In 1972, "Negro" was used. Since then, "Negro/Black" was used.
133	In the 1972, 1974, 1975, and 1977 surveys, this was asked of whites only. Since the 1977 survey, this was asked of both races. Whites were asked about "Negroes/Blacks," and blacks were asked about "Whites."
135	In the 1972, 1975, and 1977 surveys, this was asked of whites only. Since the 1977 survey, this was asked of all respondents.
137	Attending an integrated church (RACHURH) appears to be affected by changes in context due to the rotation design (See Appendix Q and GSS Methodological Report Nos. 55 and 56). Based on the 1988+ split-ballot comparisons, previous years can be adjusted for these effects.
157	Two separate context effects have distorted the time trend on personal happiness (HAPPY). First,

Question
NumberChanges

personal happiness is higher for married persons when preceded by an item on marital happiness (HAPMAR). Marital happiness has preceded personal happiness on all surveys except 1972 and Form 3 in 1980 and Form 3 in 1987. To make a consistent series, we have a) used the experimental comparisons in 1980 and 1987 to adjust the 1972 personal happiness figures and have eliminated the variant experimental forms in 1980 and 1987 (GSS Social Change Report No. 6). Second, personal happiness is lower when not preceded by the five-item, satisfaction scale (SATCITY, SATHOBBY, SATFAM, SATFRND, SATHEALT). This scale has routinely preceded personal happiness except in 1972, in 1985, on Form 2 in 1986, and on Forms 2 and 3 in 1987. The use of the experimental comparisons in 1986 and 1987 allows adjustments to be made (GSS Methodological Report No. 34).

158 Marital happiness (HAPMAR) is lower when not preceded by the five-item, satisfaction scale (SATCITY, SATHOBBY, SATFAM, SATFRND, SATHEALT). This scale preceded marital happiness in all years except 1985 and on Form 2 in 1986 and Forms 2 and 3 in 1987. To create a consistent time series, use the experimental comparisons in 1986 and 1987 to adjust the 1985 figures (GSS Methodological Report No. 34).

161 Belief in the helpfulness of people (HELPFUL) appears to be affected by ballot (GSS Methodological Report No. 55). Results from the 1988+ ballot comparisons can be used to adjust earlier years.

163A Belief in the trustworthiness of people (TRUST) appears to be affected by ballot (GSS Methodological Report No. 55). Results from the 1988+ ballot comparisons can be used to adjust earlier years.

164A The item on community satisfaction (SATCITY) shows a significant ballot difference in 1988. While the other items on the satisfaction scale (SATFAM, SATHEALT, SATFRND, and SATHOBBY) do not show individually significant differences in 1988, the five items taken as a scale show significant, ballot-like differences prior to 1988 and borderline significance in 1988 (GSS Methodological Report No. 55).

164D Satisfaction with friends (SATFRND) appears to be affected by ballot (GSS Methodological Report No. 55). Results from the 1988+ ballot comparisons can be used to adjust earlier years.

Question
Number

Changes

- 165 The question was asked as indicated in the 1973, 1974, 1977, 1978, 1980, 1982-84, and 1986-2000 surveys (except that the banking institution appeared only since 1977). In the 1975-76 surveys, the institutions were asked in the following order with the indicated phrases inserted:
- | | | |
|----|--|---|
| A. | First, how much confidence do you have in the people running the Executive branch of the federal government? | G. Education? |
| | _____ | _____ |
| | | H. Medicine? |
| | _____ | _____ |
| B. | How about people running organized labor? | I. TV? |
| | _____ | _____ |
| | | J. U. S. Supreme Court? |
| | _____ | _____ |
| C. | Press? | K. How about the people running the scientific community? |
| | _____ | _____ |
| D. | Military? | |
| | _____ | |
| E. | Major companies? | L. Congress? |
| | _____ | _____ |
| F. | How about the people running organized religion? | M. Banks and financial institutions? |
| | _____ | _____ |
| | _____ | _____ |
- 167 In the 1975 survey, part A reads "The qualities on this card may all be important, but which three would you say are the most desirable for a child to have?" In the 1973, 1976, 1978, 1980, 1983, 1984, 1986 surveys, it reads "Which three qualities listed on this card would you say are the most desirable for a child to have?"
- 168A-M In 1984 on Form 3, the gender-neutral Kohn child value items were asked in reverse order with "good student" first on the list and "good manners" last (GSS Methodological Report No. 30).
- 174 Support for having parents cared for in their children homes (AGED) is influenced by context resulting from the rotation scheme. The ballot experiments in 1988+ can be used to adjust for the rotation variation in prior years.
- 177-179 There have been variations in which words in the introduction were underlined. In 1977, 1978, 1980, 1983, and 1985, more or less/more or less was underlined. In 1976, agree/disagree was underlined. In 1974, more or less agree/more or less disagree was underlined. In 1973, both the 1977-78 and 1974 variations were used on parts of this question.

<u>Question Number</u>	<u>Changes</u>
181	In the 1972 survey, those keeping house were not asked this question. In all later surveys, they were. In the 1972-74, 1977-78, 1980, 1982-2000 surveys, those "unemployed, laid off, looking for work" were asked this question, but in the 1975-76 surveys, they were not.
182	In the 1973-74, 1977, 1980, 1982, 1984, 1985, and 1987-2000 surveys, respondents "unemployed, laid off, looking for work" were asked this question. In the 1976 survey, they were not.
186	In 1987, this was self-administered. Interviewer instructions, "Hand...below," were replaced with respondent instruction, "Please mark box below."
191A	In the 1976, 1982 and 1985 surveys, the question read "he or she."
191, 192	No answers increased notably in 1988 due to an incorrect skip instruction on ballot A. In 1991, Q. 191 was asked of respondents on all three ballots instead of on only two ballots as in previous years. This question was still asked of respondents' spouses, when applicable, on two ballots.
197	In the 1973-74 surveys, there was an unread response on "Other [Specify]" that was eliminated from the later surveys. The precoded unread response was "Luck most important or help from other people" in the 1976 survey.
212	Code "4," "Not asked, inappropriate," was not precoded in surveys after 1977 as it had been in the 1972 and 1974-77 surveys. Because of this and changes in interviewer specifications (see Appendix B), marginals are not comparable across surveys.
212A	One response of "12" in the 1972 survey and one response of "10" in the 1974 survey were recoded to "8 or more." Code "9" includes "don't know" and "no answer" responses.
213B	Approval of birth control information for teenagers (TEENPILL) used a Depends code in 1974. Since this code was selected by only three respondents, it has simply been recorded with Don't know and eliminated from the percentaged responses.
214	Approval of sex education (SEXEDUC) included a Depends category in 1974.
215A	When this item appeared on form 2 in 1978, the distribution varied from that of form 1 in 1978 and from the distributions of all forms in other years.

Question Number	Changes
217	This lead was used for Q. 217 and Q. 218 in 1974, 1975, 1977, 1978, 1980, and 1983-2000. In 1973 and 1976, the lead was "There has been a lot of discussion about the way morals and attitudes about sex are changing in this country."
219	In the 1973-74 surveys, there was an unread response of "Other [Specify]" which was dropped in later surveys.
221	In the 1973 survey, the question used a card listing items A-D and used the following opening, "On this card are some opinions about the effects of looking at or reading such sexual materials." In the 1976 survey, no card was used, but the same opening sentence was used. In the 1975, 1978, 1983, 1984, and 1986-2000 surveys, "do" and "do not" were underlined.
221B	In the 1976 survey, the article "a" was inserted as follows: "Sexual materials lead to <u>a</u> breakdown of morals. Emphasis added.
222	In the 1973 and 1975 surveys, no card was used.
232	In the 1975 survey, the list of situations was introduced with the lead, "Would you approve of a policeman striking a citizen who" In 1973, 1976, 1978, 1980, and 1983+ , the lead was "Would you approve if the citizen" Also in the 1975 survey, part C was introduced "Would you approve of a policeman striking a citizen who"
231, 232	In the 1973 and 1975 surveys, those replying "no" to the introductory questions skipped on to the next question. Since 1975, the situational subparts were asked of all respondents regardless of their answer to the introductory question.
233	In the 1977 survey, the word "right" was omitted.
243	Hours listening to the radio (RADIOHRS) screens out people who report that they never listen to the radio and codes those who listen less than a half hour a day as zero. In 1982, zeroes were not coded. Recoding "Nevers" with those reporting zero hours per day results in a comparable time series.
244	<p>In the 1972-75, 1977, 1980, 1982, 1983 and 1984 surveys, the question asked "May I have your name and telephone number just in case my office wants to verify this interview? A. Is this phone located in your own home?" In 1978, "just" was omitted. In the 1976 survey, it was "Do you have a telephone? A. How many phone numbers altogether do you have? May I please have your name and (one of) your telephone number(s) just in case I have left something out in this interview? B. Is this phone located in your own home?" Since 1984, the question asked "to make sure I conducted" instead of "to verify."</p> <p>In the 1973 and 1974 surveys, the information used came directly from Q. 244. In the full probability halves of the 1975 and 1976 surveys and in the 1977, 1978, 1980, 1982-2000 full probability surveys, information from Q. 13, Qs. 18 and 19 on the screener was also used to obtain the maximum amount of usable information (see Below).</p>

Question
Number

Changes

244 (cont.)

My office sometimes needs to confirm that interviews were conducted. These next questions will be used for that purpose. Your answers will remain confidential.

1. What is your name?

R's name
_____ 1
R Refused..... 2

2. What is your phone number?

R's Phone #
_____(GO TO Q.3)..... 1
R has no phone..(GO TO Q.6)..... 2
R Refused.....(GO TO Q.6)..... 3

3. Is this phone located in your own house?

Yes.....(GO TO Q.5)..... 1
No.....(GO TO Q.4).... 2

4. Where is the phone located?

5. In whose name is your phone listed?

R's Name..... 1
Other (SPECIFY)..... 2

245-246

Between the 1972 and 1973 surveys, the response categories for respondent cooperation were altered. The original usage appears as Q. 245 and the revised usage as Q. 246.

264-266

Questions prior to 1993 used the phrase "Negroes/Blacks," while those asked in or since 1993 used "African-Americans/Blacks."

266

In 1977, this was asked of non-blacks only. Since 1985, it has been asked of everyone.

288B

In 1982 on Form 2, the question on national service for men (MESERVE) was asked immediately after a similar question on national service for women (FESERVE). This variant ordering produced a norm of even handedness context effect (GSS Methodological Report No. 55).

312

Questions prior to 1993 used the phrase "Negroes/Blacks," while those asked in or since 1993 used "African-Americans/Blacks."

313

In 1987, the modified question read "From time to time, most people discuss important matters with other people. Who are the people with whom you discuss such matters? Just tell me their first names or initials. IF LESS THAN 3 NAMES MENTIONED, PROBE, ANYONE ELSE? ONLY RECORD

<u>Question Number</u>	<u>Changes</u>
	FIRST THREE NAMES, BELOW AND ON NEXT PAGE." Since probes stopped after 3 mentions, the distribution is sharply truncated at 3 in 1987.
314	In 1987, more people reported they were equally close to all mentioned people, since this referred to a maximum of 3 instead of a maximum of 5 as in 1985. This lowered the percent "especially close" for RCLOSE1-RCLOSE3. Also, the number of missing values (Punch 9) are much higher in 1987.
318	In 1987, the categories on the card were Spouse/Parent/Sibling/Child/Other family/Co- worker/M ember of group/Neighbor/Friend/Advisor/O ther. This clearly inflated the mentions on ADVISOR1-ADVISOR3.
328	Originally in the 1974 data, this was precoded as a dichotomy (belongs to no organizations/belongs to one or more). The 1974 data were revised to conform to the latter practice of coding the total number of organizations that respondent belonged to. Part P, " Any other groups, " was not listed on the show card on Ballot C in 1990 and 1991 and on Ballot B in 1991. In 1990 Part P, " Any other groups, " was not asked on Ballot C. Part P, "Any other groups" was listed on the show card for all ballots in 1993.
381-383	The 1988 variables FRNDREL1 to FRNDOTH3 were subsequently recoded to include the religions of the friends who were in the same congregation as the respondent (previously considered missing). In 1989, codes of 4 and 5 on FRNDREL1 to FRNDREL3 were reversed to correct a coding error.
606	In 1996, Ballot B omitted the instruction "READ CATEGORIES BELOW."
608A	In 1996, Ballot B used the phrase "of the place" instead of "of the firm or attorney."
608G	In 1996, this appeared only on Ballot B.
799	In 1996, items were not asked as part of ISSP. "Som ewhat" appeared with "agree" and "disagree," and "can' t choose" was not an explicit option.
924H	In 1994, the question used "man" and "wom an" in place of "husband" and "wife."
982	In 1991, this question was asked of all employed people as part of the Work Organization Module. The screener for this question was used in 1989.

Question Number	Changes
1122	<p>In 1991, some respondents who should have been asked this question (SEXSEX) were unintentionally skipped out. Based on analysis of the 1988-1990 pattern and manual inspection of the questionnaires we were able to largely correct this problem. However, 1991 may still be different somewhat from other years.</p> <hr/>
1142A	<p>In 1996, this question did not use the precoded response category "IT DEPENDS," Punch 3.</p> <hr/>
1173	<p>In the 1972-73 surveys, American Indians were coded as "Other," punch "29." In the 1974-78, 1980, 1982-2000 surveys, American Indians were a precoded ethnicity, punch "30." American Indians have been recoded to "30" for all surveys. After the 1977 survey, a general review of the ethnicity coding was made and all "Other" lists for 1972-77 were examined. Based on this review, the pre-listed "National Codes" were revised. Nations that were not on the list but accounted for 0.1 percent of the cases from 1972 to 1977 (an arbitrary minimum percentage) were prelisted in the "National Codes" in 1978, 1980, 1982-2000. This added Belgium, India, Lithuania, Portugal, Rumania, and Yugoslavia. One code, "West Indies," was deleted from the "National Codes," since it referred neither to a country nor a distinct ethnic group.</p> <p>At the same time, several changes were made in the general coding of the ethnicity question. First, the review revealed that a few cases coded "Other" actually represented countries already precoded (e.g., Bohemia to Czechoslovakia, Togo to Africa, and Dutch to The Netherlands). These were recoded to their proper nationality. Second, the cases in 1972-1977 matching the six new nationalities added in 1978 were recoded into their proper nationality. Third, codes of "West Indies" were examined and recoded into Non-Spanish West Indies (e.g., Jamaica), not specified West Indies, or into a new grouped category, Other Spanish. Fourth, two new grouped categories, Other Spanish (Spanish West Indies, Central America, and South America) and Arabic (Arabic countries of the Middle East and North Africa) were added. Finally, a large group of "Other" cases giving their origin as "United States," or "American," some particular region or state of the United States, or the like were recoded as "America." (While these responses were frequent enough to justify the creation of a precoded "America" category, this was not done in order not to encourage this response.) This minimized the number of cases remaining in the "Other" category to about eight cases per survey.</p> <p>Since 1984, the ethnicity question was adapted to record up to three ethnicities mentioned.</p> <p>In 1994, the following new response codes were introduced: 40) Other Asian, 41) Other European.</p>

APPENDIX O:

PREVIOUS USAGE

Many of the questions in this study are replications of items previously occurring in national studies; many of these have also occurred in variant wordings in past studies. The majority of the previous studies were conducted by the American Institute of Public Opinion The Gallup Poll (AIPO); the Survey Research Center, University of Michigan (SRC); and by NORC. Information on earlier usages are available from the GSS.

The major survey data archives are:

Roper Center for Public Opinion Research (Roper Center)
Box 440
Storrs, CT 06268

Inter-University Consortium for Political and Social
Research (ICPSR)
University of Michigan
P.O. Box 1248
Ann Arbor, Michigan 48106

Louis Harris Data Archive
Institute for Research in the Social Sciences
Manning Hall
University of North Carolina
Chapel Hill, N. C. 27599-3355

NORC (National Opinion Research Center) from
Library
National Opinion Research Center
1155 East 60th Street
Chicago, Illinois 60637

User may also wish to consult the following published sources:

Cantril, Hadley and Mildred Strunk. Public Opinion 1935-1946. Princeton, N.J.: Princeton University Press, 1951.

Converse, Philip E., et al., American Social Attitudes Data Sourcebook, 1947-78. Cambridge: Harvard University Press, 1980.

Gallup, George. The Gallup Poll: Public Opinion, 1935-1971. 3 vols. New York: Random House, 1972.

Gallup, George. The Gallup Poll: Public Opinion, 1972-1977. 2 vols. Wilmington, Delaware: Scholarly Resources, 1978.

Gallup, George. The Gallup Poll: Public Opinion, 1978[79], 80, 81, 82, 83, 85, 86, 87, 88, 89, 90, 91, 92, 93, 94, 95,]. 17 vols. Wilmington, Delaware: Scholarly Resources, 1979-1996.

Gallup Poll Monthly, June, 1965 to present (titled Gallup Political Index from June, 1965 to December, 1966; Gallup Opinion Index from January, 1967 to January, 1981 and titled Gallup Report, from January, 1981 to November, 1989).

ICPSR, Guide to Resources and Services, 1995-1996. Ann Arbor: ICPSR, 1995.

Martin, Elizabeth, McDuffee, Diana, and Presser, Stanley, Sourcebook of Harris National Surveys: Repeated Questions, 1963-1976. Chapel Hill: Institute for Research in Social Science, University of North Carolina, 1976.

Miller, Warren E., et al., American National Election Studies Data Sourcebook: 1952-1986. Cambridge: Harvard University Press, 1989.

Niemi, Richard G., Mueller, John, and Smith, Tom W., Trends in Public Opinion: A Compendium of Survey Data New York: Greenwood Press, 1989.

Public Opinion Quarterly, "Quarter's polls" section, 1947 to 1951: "Polls" section, 1961 to present.

Robinson, John P. and others: Measures of Political Attitudes. Ann Arbor, Michigan, Survey Research Center, University of Michigan, 1968, and its two appendices titled: Measures of Occupational Attitudes (Appendix A, 1969) and Measures of Social Psychological Attitudes (Appendix B, Revised, 1973).

Smith, Tom W. A Compendium of Trends on General Social Survey Questions. Chicago: NORC, 1980.

Survey Data for Trend Analysis: An Index to Repeated Questions in U.S. National Surveys held by The Roper Public Opinion Research Center. Williamstown, Mass.: Roper Public Opinion Research Center, [1975].

Also extremely helpful is the POLL (Public Opinion Location Library) computerized archival system at the Roper Center which allows users to search for questions by specifying key words and/or subject headings.

APPENDIX P:

EXPERIMENTAL FORMS

The GSS has used split samples in 1973, 1974, 1976, 1978, 1980, and 1982-1994. Two forms were used in 1973, 1974, 1976, 1978, 1982, 1983, 1985, 1986, and 1988-2000 and three forms were used in 1980, 1984, and 1987. The different experimental forms are designated on FORM as Form 1 (the standard wordings), Form 2 (the "y" variant wordings), and Form 3 (the "z" variant wordings).

In 1994+ there were also two samples (A and B) employed. As a result there are Forms 1 and 2 on samples A and B, or four versions (A1, A2, B1, B2). See also discussion on Ballot in Appendix Q.

Split samples on the GSS have been used for three broad purposes. First, to test differences in the structure and/or wording of questions or scales. Second, to test the impact of context on questions including both the order that different questions appear in and the order of sub-parts of a single question. Third, in order to accommodate additional questions, some questions have been asked of respondents on only one form.

All of the questions that have either appeared in different versions or orders on the experimental forms or which appeared as a supplement on one form only are listed in Table P.1. The table lists the form on which the items appear and the table notes indicate the form differences on the context variations.

Because of problems with the form randomization procedure used on the 1978, 1980, 1982-1985 surveys, users should weight by FORMWT to adjust for incomplete randomization. In general, one should use FORMWT whenever analyzing form-related variables. This includes 1) when comparisons are being made between experimental variables (e.g. COURTS and COURTSY in 1982), 2) when variables are being compared across years involving an experiment (e.g. EQWLTH which appears only on form 1 in 1978 with EQWLTH that appears on both forms in 1980, 1983, 1984, etc.), and 3) when a variable appears on one form only (e.g. the ISSP variables in 1985).

For full details on the problem with form randomization and FORMWT see GSS Methodological Report No. 36.¹

¹Tom W. Smith and Bruce L. Peterson, "Problems in Form Randomization on the General Social Surveys," July, 1986.

Notes to Table P.1

- a Early in the questionnaire DIVLAW, GRASS, and POLVIEWS were asked on form 1 while DIVLAWY, GRASSY, and POLVIEWY were asked on form 2. DIVLAW, GRASS, and POLVIEWS were also asked at a later point in the survey on form 2. See Appendix B.
- b There were six vignettes that were asked on versions 4-6 and forms 1-2.
- C1 - On form 1 ABANY, ABDEFECT, ABHLTH, ABRAPE, ABNOMORE and ABSINGLE appeared immediately before the child qualities question (AMICABLE...SUCCESS) and CHLDIDEL. On form 2 the abortion question immediately followed child qualities and CHLDIDEL.
- C2 - On form 1 CONBUS...CONTV appeared immediately before ALIENAT1-6. On form 2 the order was reversed.
- C3 - On forms 1 and 2 the child qualities (AMICABLY...SUCCESSY) were asked in their regular order, items A-M. On form 3 they were in reversed order, items M-A.
- C4 - On form 1 ANOMIA5-7 were grouped together. On form 2 they were scattered throughout the questionnaire. See Appendix B.
- C5 - Form 1 included RACDIN, RACPUSH, and RACSCHOL. These questions did not appear on form 2. BUSING, RACHOME, and RACSEG appeared on both forms. On form 1 they were preceded by RACSCHOL, RACDIN, and RACPUSH.
- C6 - BRAZIL and ENGLAND appeared on only form 1. CANADA, CHINA, EGYPT, ISRAEL, JAPAN, and RUSSIA appeared on both forms.
- C7 - MESERVE immediately preceded FESERVE on form 1. On form 2 the order was reversed.
- C8 - On forms 1 and 2 HAPMAR immediately preceded HAPPY. On form 3 the order was reversed.
- C9 - On form 1 SATCITY, SATFAM, SATFRND, SATHEALT, and SATHOBBY immediately preceded HAPPY and HAPMAR. On form 2 the order was reversed.
- C10- On form 1 TAX was asked immediately before the spending scale (NATARMS...NATSPAC). On form 2 the order was reversed.
- C11- On form 1 SATCITY, SATFAM, SATFRND, SATHEALT, AND SATHOBBY came first followed by HAPMAR and then HAPPY. On form 2 HAPMAR came first followed by HAPPY and then SATCITY... SATHOBBY. On form 3 HAPPY came first followed by HAPMAR, and then SATCITY...SATHOBBY.
- C12- On form 1 the following introduction preceded PARTNERS, "Now we would like you to answer some additional questions. Your answers are confidential and will be used only for statistical reports." On form 2 PARTNERS was preceded by "There is a great deal of concern today about the AIDS epidemic and how to deal with it. Because of the grave nature of this problem, we are going to ask you some personal questions and we need your frank and honest responses. Your answers are confidential and will be used only for statistical reports."
- C13- On form 1 SEXFREQ followed SEXSEX. On form 2 SEXFREQ preceded PARTNERS.
- C14- These were asked on form 1 on versions 1-3 and forms 1 and 2 on versions 4-6.

APPENDIX Q: ROTATION & DOUBLE SAMPLE DESIGNS

Since its inception, the GSS employed a rotation design under which most of its items appeared on two out of every three surveys. There are three rotation patterns, so overall the data appeared as in Table Q.1.

Table Q.1
Item Appearances on the GSS, 1972-1987

	Surveys					
	1	2	3	4	5	6
Permanent items	X	X	X	X	X	X
Rotation 1	X	X		X	X	
Rotation 2		X	X		X	X
Rotation 3	X		X	X		X

This rotation scheme (designed by Otis Dudley Duncan) allowed the GSS to include more regular items (since each rotating item appeared only 2/3 of the time), but still provided for the regular and reasonably dense repetition of questions. The importance of the rotation scheme has increased in recent years, since more items have been shifted from permanent to rotating status in order to open up sufficient room for the topical modules.

While this design proved to be a very useful device for both monitoring change and augmenting the content of the GSS, it had the disadvantage of irregularly spacing the data and allowing gaps in the time series. This situation was particularly acute during the 1978-1982 period when NSF did not fund surveys in 1979 and 1981. At that juncture, four-year gaps regularly appeared in the data and six-year lapses existed for bivariate correlations between items from different rotations. Even with annual surveys, two-year gaps and three-year intervals for bivariate correlations occur.

To reduce this imbalance in the time series and reduce the length of intervals, we switched in 1988 from the rotation, across-time design previously used to a split-ballot design. Under this design rotations 1, 2, and 3 occur across random sub-samples within each survey rather than across surveys (and years). Each sub-sample (known as "ballots") consists of 1/3 of the sample. Note that the variable BALLOT denotes which of these rotational sub-samples a person received, and the variable FORM (see Appendix P) tells which experimental form a person received.

Table Q.2
Item Appearance on the GSS, 1988+

	Surveys YEARS								
	1			2			3		
	Ballots			Ballots			Ballots		
	A	B	C	A	B	C	A	B	C
Permanent items	X	X	X	X	X	X	X	X	X
Rotation 1	X	X		X	X		X	X	
Rotation 2		X	X		X	X		X	X
Rotation 3	X		X	X		X	X		X

Table P.2 shows how ballots now take the place of surveys (years). Permanent items appear on all ballots of all surveys. Items in rotation 1 appear on ballots A and B on each survey; items on rotation 2 appear on ballots B and C; and items on rotation 3 on ballots A and C. In effect, ballot A contains those items that appeared under year 1 of the old rotation across survey scheme (Table Q.1), ballot B represents year 2, and ballot C year 3. As one can see by comparing years 1-3 in Table Q.2, the content of the core GSS no longer varies across surveys (years) but remains fixed.

In terms of appearances, permanent items are not affected by this switch. They continue to appear on all cases for all surveys. Rotating items will now appear on all surveys and be asked on each survey of two-thirds of respondents. Over a three-year cycle, the same number of respondents are asked the "rotating" items as before (3,000), but instead of coming in two segments of 1,500 each from two surveys, they appear in three segments of 1,000 each from three surveys. More details on the rationale and implications of this switch are covered in Tom W. Smith, "Rotation Design of the GSS," GSS Methodological Report No. 52. Chicago: NORC, February, 1988.

Table Q.3 shows how the items in 1988 fit into the rotation design. There are 169 permanent items that appear on all forms; 92 rotating items that appear on ballots A and B, 94 rotating items that appear on ballots B and C, and 55 rotating items that appear on ballots A and C. Together these make up the replicating core of the GSS, and they will appear in the same fashion over the next

Table Q.3

Items on the 1988 GSS by Rotation Status

	A	Ballots B	C
Replicating Core			
Permanent	169	169	169
Rotation 1	92	92	0
Rotation 2	0	94	94
Rotation 3	55	0	55
	316	355	318
Supplemental Items			
Topical Module (Religious)			
Upgrades	0	0	27 *
Additions	70	70	70
AIDS Questions	27	27	27
ISSP	58	58	58
	471	510	500

*Religious items normally appearing on rotation 1 that will also be asked on ballot C.

four surveys. Altogether there are 316 core items on ballot A, 355 on ballot B, and 318 on ballot C. The bottom half of Table Q.3 shows the appearance of supplemental items. These items are not part of the replicating core and are not governed by the rotation design or ballots. Normally these items appear in a single year only, although supplemental items may repeat in different surveys.¹ One special feature of the 1988 design is that the topical module on religion not only added 70 new items, but also upgraded 27 religious items that are part of the replicating core. These items are part of rotation 1, regularly appearing on ballots A and B. In 1988, these religion items were added on ballot C so that they would be asked of all respondents just as were the new religion items in the topical module.

Appendix U indicates on which ballots a variable appears.

¹For example, a substantial part of the 1985 network module was repeated as part of the socio-political participation module in 1987 and part of the 1985 ISSP role of government module was repeated in 1990.

Since 1994, the GSS has employed a biennial, dual sample design. That means that the GSSs appear in even years and consist of two, traditional samples. In effect, each dual sample GSS is two regular, annual GSSs administered simultaneously. These two surveys appear on the A and B samples and are listed as 94A, 94B, etc. in Appendix U. Each sample is subdivided into the three ballots as described above. To distinguish between the ballots that appear on samples A and B, the variable VERSION is used. The following table shows how sample, ballot, version, and year are related:

How VERSION Matches Sample and BALLOT by YEAR

	YEAR		
	1994	1996	1998, 2000
Sample= A			
BALLOT A	1,4	1	1
BALLOT B	2,5	2	2
BALLOT C	3,6	3	3
Sample= B			
BALLOT A	7	4	4
BALLOT B	8	5	5
BALLOT C	9	6	6

For example, in 1996 VERSION 2 is BALLOT B on sample A and VERSION 5 is BALLOT B on sample B.

There are three extra versions in sample A in 1994 because there was a special experimental design. VERSIONS 1-3 included the longer, old core and VERSIONS 4-6 included the shorter, new core. The new core is used in sample B and subsequent years. For more details on this experiment see Tom W. Smith, "Context Effects Resulting from the Revision of the GSS Core in 1994," GSS Methodological Report No. 84. Chicago: NORC, 1995.

APPENDIX R:

CROSSNATIONAL AND TOPICAL MODULES

Since 1980, the GSS has been collaborating with counterparts in other countries. Initial bilateral contact between GSS and the Allgemeine Bevoelkungsumfrage der Sozialwissenschaften (ALLBUS) at the Zentrum fuer Umfragen, Methoden, und Analysen (ZUMA) of the Federal Republic of Germany grew into a multinational collaboration between GSS/NORC, ALLBUS/ZUMA, the British Social Attitudes Survey (BSA) at Social and Community Planning Research (SCPR) of England, and the National Social Science Survey (NSSS) at Australian National University (ANU). This cross-national collaboration is formally referred to as the International Social Survey Program (ISSP). Other nations that have since joined include Ireland, Austria, the Netherlands, Hungary, Israel, Norway, Italy, Russia, New Zealand, Canada, the Philippines, the Czech Republic, Slovakia, Bulgaria, Japan, Slovenia, Cyprus, Sweden, France, Poland, Spain, Portugal, Bangladesh, Chile, and Latvia.

Under ISSP, a supplement is designed jointly by the group each year and administered by each participant. The first data collection for ISSP was carried out in 1985. These supplements are collected either as a self-administered supplement to the regular annual surveys conducted by the participants or as part of stand-alone mail surveys. Because of the long length of the 1985 supplement, the GSS administered it only to respondents who had received form 1 of the main questionnaire. Three form 2 cases did inadvertently complete the ISSP supplement, however, and they are included in the data. Since the ISSP was a supplement and respondents had the option of completing it immediately after the main questionnaire, completing it later, or not doing the supplement, there is some attrition in the level of response. Respondents designated to receive the ISSP supplement who did not complete it are coded 2 on the variable "ISSP."

Data from the other countries participating in ISSP can be obtained either by contacting the individual data collectors or ICPSR at the University of Michigan. A merged file has been constructed for the 1982 GSS/ALLBUS collaboration and is available from ICPSR.¹ For the 1985 role of government, 1986 social support network, 1987 Social Inequality; 1988 Women, Work and Family; 1989 Work Orientations; 1990 Role of Government II; 1991 Religion; 1992 Social Inequality II; 1993 Environment; 1994 Women, Work and Family II modules; 1995 National Identity; 1996 Role of Government III; 1997 Work Orientation II; and 1998 Religion II, a merged tape has been created by the Zentral Archiv fuer Empirische Sozialforschung, University of Cologne, Federal Republic of Germany. They may be ordered from ICPSR.

In Table R.1, all of the GSS variables that have appeared on surveys in other countries are indicated. The table indicates in what year and by what group the comparative data was collected. Standard demographics (e.g. age, sex, party identification) that are asked by each country are not listed in this table.

Table R.2 lists the participating countries and organizations and show what modules they have done or plan to do.

¹Bruce L. Peterson, "Codebook for the combined 1982 General Social Survey and Allgemeine Bevoelkungsumfrage der Sozialwissenschaften (ALLBUS)," February 1985.

Table R.1
A List of GSS Variables Appearing on Surveys in Other Countries

Variables	Years																
	1980	1982	1983	1984	1985	1986	1987	1988	1989	1990	1991	1992 ^a	1993	1994	1996	1998	2000
ABANY	ZUMA					ZUMA									ZUMA		
ABCHOOSE													ISSP				
ABDEFCTW											ISSP					ISSP	
ABDEFECT	ZUMA					ZUMA									ZUMA		
ABHLTH	ZUMA					ZUMA									ZUMA		
ABNOMORE	ZUMA					ZUMA									ZUMA		
ABPOOR	ZUMA					ZUMA									ZUMA		
ABPOOR1											ISSP						
ABPOORW											ISSP					ISSP	
ABRAPE	ZUMA					ZUMA									ZUMA		
ABROAD															ISSP		
ABSENT																ISSP	
ABSINGLE	ZUMA					ZUMA									ZUMA		
ADFORJOB																ISSP	
AFTERLIF											ISSP					ISSP	
AGEEMP								ISSP									
AIDAVG					ISSP												
AIDCOL										ISSP					ISSP		
AIDHOUSE										ISSP					ISSP		
AIDINDUS					ISSP										ISSP		
AIDNEEDY					ISSP												
AIDOLD					ISSP					ISSP					ISSP		
AIDSMART					ISSP					ISSP							
AIDUNEMP					ISSP			ISSP	ISSP						ISSP		
AMBETTER															ISSP		
AMBORNIN															ISSP		
AMCHRSTN															ISSP		
AMCIT															ISSP		
AMCITIZN															ISSP		
AMCULT															ISSP		
AMENGLSH															ISSP		
AMFEEL															ISSP		
AMGOVT															ISSP		
AMLIVED															ISSP		
AMOWNWAY															ISSP		
AMPROGRN																ISSP	
AMSHAMED															ISSP		
AMSPORTS															ISSP		
AMTV															ISSP		
ANRIGHTS													ISSP	ISSP			
ANTESTS													ISSP	ISSP			ISSP
ANOMIA5	ZUMA														ZUMA		
ANOMIA6	ZUMA														ZUMA		
ANOMIA7	ZUMA														ZUMA		
ANOMIA9	ZUMA														ZUMA		
ANTIREL											ISSP						
APPEMPS																ISSP	
ASKHELP																ISSP	
ATTENDMA											ISSP					ISSP	
ATTENDPA											ISSP					ISSP	
ATTEND12											ISSP					ISSP	
BEFAIR																ISSP	
BELIKEUS															ISSP		
BELTUP					ISSP												
BIBLE1											ISSP					ISSP	
BIZPEOP																	ISSP
BOOKS16																	ISSP
BOREDOM									ISSP								
BORROW1						ISSP											
BORROW2						ISSP											
BOSSEMPS								ISSP								ISSP	
BOSSWRKS								ISSP									
BROCALL						ISSP											
BRONUM						ISSP											
BROTIME						ISSP											
BROVISIT						ISSP											
BUSDECID												ISSP	ISSP				ISSP
BUSPOW					ISSP					ISSP					ISSP		
BUSTAX					ISSP												
CANTRUST																	ISSP

Years

Variables 1980 1982 1983 1984 1985 1986 1987 1988 1989 1990 1991 1992^a 1993 1994 1996 1998 2000

Variables	1980	1982	1983	1984	1985	1986	1987	1988	1989	1990	1991	1992 ^a	1993	1994	1996	1998	2000
CARDO																ISSP	
CARESICK													ISSP				
CARRIGHT																ISSP	
CARSFAM													ISSP	ISSP			ISSP
CARSGEN													ISSP	ISSP			ISSP
CARSTEN													ISSP	ISSP			
CHANGE1						ISSP											
CHANGE2						ISSP											
CHEMFAM													ISSP	ISSP			
CHEMFREE													ISSP	ISSP			
CHEMGEN													ISSP	ISSP			ISSP
CHLDCARE														ISSP			
CHLDIDEL	ZUMA	ZUMA															
CHNGWORK																ISSP	
CHORES1						ISSP											
CHORES2						ISSP											
CHURHPOW										ISSP						ISSP	
CITIZEN														ISSP			
CLERGOV										ISSP						ISSP	
CLERGVTE										ISSP						ISSP	
CLSENEI														ISSP			
CLSENOAM														ISSP			
CLSESTAT														ISSP			
CLSETOWN														ISSP			
CLSEUSA														ISSP			
COHABFST														ISSP		ISSP	
COHABIT								ISSP						ISSP			
COHABOK														ISSP		ISSP	
COLOP					ISSP												
COMTYPE													ISSP	ISSP			ISSP
CONAGE																	ISSP
CONBIZ										ISSP						ISSP	
CONCHURH										ISSP						ISSP	
CONCLASS							ISSP					ISSP					ISSP
CONCONG										ISSP						ISSP	
CONCOURT										ISSP						ISSP	
CONGOVT										ISSP							
CONJOBS							ISSP					ISSP					
CONSCHLS										ISSP						ISSP	
CONSOC																	ISSP
CONUNION							ISSP					ISSP					ISSP
CONURBAN							ISSP					ISSP					
CONWLTH							ISSP					ISSP					ISSP
CORRUPT																	ISSP
COWRKERS								ISSP								ISSP	
CRIMHOLD					ISSP					ISSP							
CRIMREAD					ISSP					ISSP							
CRIMTAIL					ISSP					ISSP							
CRIMTAP					ISSP					ISSP							
CUTDEBT															ISSP		
CUTGOVT					ISSP					ISSP					ISSP		
CUTHOURS					ISSP					ISSP					ISSP		
CUTSPDFG	ZUMA					ZUMA											
CUTSPDR	ZUMA					ZUMA											
DANGER									ISSP							ISSP	
DAUCALL						ISSP											
DAUNUM						ISSP											
DAUTIME						ISSP											
DAUVISIT						ISSP											
DATABANK					ISSP										ISSP		
DAYCARE1								ISSP									
DAYCARE2								ISSP									
DAYCARE3								ISSP									
DAYCARE4								ISSP									
DAYCARE5								ISSP									
DEATHPEN										ISSP							
DEFSPDFG	ZUMA					ZUMA											
DEFSPDR	ZUMA					ZUMA											
DEMWORK															ISSP		
DENKID										ISSP						ISSP	
DENSP										ISSP						ISSP	
DEVIL										ISSP							
DINNER														ISSP			
DIVBEST														ISSP			

Years

Variables 1980 1982 1983 1984 1985 1986 1987 1988 1989 1990 1991 1992^a 1993 1994 1996 1998 2000

DIVHUBBY							ISSP									
DIVIFKD1												ISSP				
DIVIFKID							ISSP									
DIVKIDS							ISSP									
DIVNOKD1												ISSP				
DIVNOKID							ISSP									
DIVNOW							ISSP									
DIVWIFE							ISSP									
DK								ISSP								
DOWELL								ISSP								
DOWN1					ISSP											
DOWN2					ISSP											
DRIVLESS												ISSP	ISSP		ISSP	
EARNDES															ISSP	
EARNSMOR							ISSP					ISSP				
ECONGRN															ISSP	
ECONSUP															ISSP	
EDCSKILL															ISSP	
EDUCEMP							ISSP									
EDUCOP			ZUMA		ZUMA									ZUMA		
EGOMEANS									ISSP						ISSP	
EMPLOYER							ISSP									
EMPSELF							ISSP								ISSP	
EQINCOME				ISSP				ISSP				ISSP	ISSP	ISSP		
EQUALIZE				ISSP				ISSP	ISSP			ISSP	ISSP	ISSP	ISSP	
EQUAL1			ZUMA													
EQUAL2			ZUMA													
EQUAL3			ZUMA													
EQUAL4			ZUMA													
EQUAL5			ZUMA													
EQUAL6			ZUMA													
EQUAL7			ZUMA													
EQUAL8			ZUMA													
ETHCLOSE														ISSP		
EVDIV							ISSP					ISSP				
EVJOB															ISSP	
EXCLDIMM														ISSP		
EXECRNK																ISSP
EXPERNC								ISSP								
FAMBUDGT													ISSP			
FAMRESP								ISSP								
FAMSUFFR							ISSP			ISSP		ISSP		ISSP		
FATALISM									ISSP						ISSP	
FEAR																
FECHLD	ZUMA													ZUMA		
FECOLOP				ISSP										ZUMA		
FEELREL										ISSP					ISSP	
FEFAM	ZUMA													ZUMA		
FEHELP	ZUMA													ZUMA		
FEHLPBUS				ISSP												
FEHLPCOL				ISSP												
FEINC				ISSP												
FEJOBIND							ISSP						ISSP			
FEJOBOP				ISSP												
FEMARRY							ISSP									
FEPRESCH	ZUMA														ZUMA	
FEWRKSUP													ISSP			
FINDJOB								ISSP							ISSP	
FINDWORK								ISSP								
FIRSTJOB						ISSP				ISSP						
FIRSTSLF						ISSP				ISSP						
FLEXHRS							ISSP								ISSP	
FORLAND														ISSP		
FORLANG														ISSP		
FOURKIDS							ISSP									
FRICALL					ISSP											
FRINEIGH					ISSP											
FRINUM					ISSP											
FRISEX					ISSP											
FRITIME					ISSP											
FRIVISIT					ISSP											
FRIWORK					ISSP											
GENEGEN																ISSP
GETJOB															ISSP	

Years

Variables 1980 1982 1983 1984 1985 1986 1987 1988 1989 1990 1991 1992^a 1993 1994 1996 1998 2000

Variables	1980	1982	1983	1984	1985	1986	1987	1988	1989	1990	1991	1992 ^a	1993	1994	1996	1998	2000
GIVBUS							ISSP					ISSP					
GIVCABNT							ISSP					ISSP					ISSP
GIVCLERK							ISSP					ISSP					
GIVDOC							ISSP					ISSP					ISSP
GIVEXEC							ISSP					ISSP					ISSP
GIVFARM							ISSP					ISSP					
GIVJUDGE																	ISSP
GIVLAW																	ISSP
GIVMASON							ISSP					ISSP					
GIVOWNER							ISSP					ISSP					ISSP
GIVROCC																	ISSP
GIVSALES																	ISSP
GIVSEC							ISSP					ISSP					
GIVSKILL							ISSP					ISSP					ISSP
GIVUNSKL							ISSP					ISSP					ISSP
GOD										ISSP	ISSP	ISSP	ISSP			ISSP	ISSP
GODCHNGE										ISSP							ISSP
GODMEANS										ISSP							ISSP
GODRIGHT										ISSP							
GOODLIFE							ISSP					ISSP					
GOVCARE			ZUMA														
GOVCHEAT										ISSP						ISSP	
GOVEDOP							ISSP					ISSP					
GOVEQINC							ISSP					ISSP					ISSP
GOVJOBS							ISSP					ISSP					
GOVLESS							ISSP					ISSP					
GOVMINC							ISSP					ISSP					
GOVTBIZ																	ISSP
GOVTPOW					ISSP				ISSP						ISSP		
GOVUNEMP							ISSP					ISSP					
GRACE											ISSP						
GRKIDNUM						ISSP											
GRNDEMO													ISSP	ISSP			ISSP
GRNECON													ISSP	ISSP			ISSP
GRNEXAGG																	ISSP
GRNGROUP																	ISSP
GRNINTL																	ISSP
GRNLAWS															ISSP		
GRNMONEY													ISSP	ISSP			ISSP
GRNPRICE													ISSP	ISSP			ISSP
GRNPROG													ISSP	ISSP			ISSP
GRNSIGN													ISSP	ISSP			ISSP
GRNSOL													ISSP	ISSP			ISSP
GRNTAXES													ISSP	ISSP			ISSP
GRNTEST1													ISSP	ISSP			ISSP
GRNTEST2													ISSP	ISSP			
GRNTEST3													ISSP	ISSP			ISSP
GRNTEST4													ISSP	ISSP			ISSP
GRNTEST5													ISSP	ISSP			
GRNTEST6													ISSP	ISSP			
GRNTEST7													ISSP	ISSP			
GRPARNUM						ISSP											
GRWTHARM													ISSP	ISSP			ISSP
GRWTHHELP													ISSP	ISSP			ISSP
HAPIFWRK								ISSP									
HAPUNHAP												ISSP					ISSP
HARMGOOD													ISSP	ISSP			ISSP
HARMSGRN													ISSP	ISSP			ISSP
HEAVEN												ISSP					ISSP
HELL												ISSP					ISSP
HELPORG1																	ISSP
HI INC									ISSP								ISSP
HLPHITEC					ISSP					ISSP					ISSP		
HLPOTHS									ISSP								ISSP
HLPSOC									ISSP								ISSP
HLTHCARE					ISSP					ISSP					ISSP		
HOMEKID								ISSP									
HOMOSEX1												ISSP		ISSP			
HOUSEWRK								ISSP						ISSP			
HRSMONEY									ISSP								ISSP
HSBASICS					ISSP												
HSCARING					ISSP												
HSJOBTR					ISSP												
HSJUDGE					ISSP												

Years

Variables 1980 1982 1983 1984 1985 1986 1987 1988 1989 1990 1991 1992^a 1993 1994 1996 1998 2000

Variables	1980	1982	1983	1984	1985	1986	1987	1988	1989	1990	1991	1992 ^a	1993	1994	1996	1998	2000
HSLIBART					ISSP												
HSORDER					ISSP												
HSRESPCT					ISSP												
HSSCI					ISSP												
HSSEXED					ISSP												
HUBBYWK1													ISSP				
HUBBYWRK							ISSP			ISSP						ISSP	
HWDUTIES								ISSP								ISSP	
IFWRONG															ISSP		
IHLPGRN													ISSP	ISSP			ISSP
ILIKEJOB							ISSP										
IMMAMECO															ISSP		
IMMCRIME															ISSP		
IMMIDEAS															ISSP		
IMMJOB															ISSP		
IMPCHURH	ZUMA	ZUMA				ZUMA				ZUMA	ZUMA	ZUMA					
IMPFAM	ZUMA	ZUMA				ZUMA				ZUMA	ZUMA	ZUMA					
IMPFREND	ZUMA	ZUMA				ZUMA				ZUMA	ZUMA	ZUMA					
IMPGRN																	ISSP
IMPKIN	ZUMA	ZUMA				ZUMA				ZUMA	ZUMA	ZUMA					
IMPORTS															ISSP		
IMPPOL	ZUMA	ZUMA				ZUMA				ZUMA	ZUMA	ZUMA					
IMPRELAX	ZUMA	ZUMA				ZUMA				ZUMA	ZUMA	ZUMA					
IMPWORK	ZUMA	ZUMA															
INCENTIV							ISSP					ISSP					
INCGAP							ISSP					ISSP					ISSP
INCTAX				ISSP													
INDUSFAM													ISSP	ISSP			
INDUSGEN													ISSP	ISSP			ISSP
INDUSOTH								ISSP									
INEQUAL1							ISSP					ISSP					
INEQUAL2							ISSP					ISSP					
INEQUAL3							ISSP					ISSP					ISSP
INEQUAL4							ISSP					ISSP					ISSP
INEQUAL5							ISSP					ISSP					ISSP
INEQUAL6							ISSP					ISSP					
INEQUAL7							ISSP					ISSP					ISSP
INFLJOBS				ISSP						ISSP					ISSP		
INFOBIZ																	ISSP
INFOCOL																	ISSP
INFOGOVT																	ISSP
INFOGRN																	ISSP
INFONEWS																	ISSP
INFOTV																	ISSP
INLAWNUM						ISSP											
INTJOB								ISSP									ISSP
IWRKHARD								ISSP									ISSP
JOBACCOMP		ZUMA															
JOBHELP	ZUMA	ZUMA								ZUMA							
JOBHONOR	ZUMA	ZUMA								ZUMA	ZUMA						
JOBHOUR		ZUMA															
JOBINC		ZUMA															
JOBINDEP	ZUMA	ZUMA															
JOBINTER	ZUMA	ZUMA															
JOBKEEP	ZUMA	ZUMA															
JOBMEANS		ZUMA															
JBOFF	ZUMA	ZUMA															
JOBPAY	ZUMA	ZUMA															
JOBPEOP	ZUMA	ZUMA															
JOBPROMO		ZUMA															
JOBRESP	ZUMA	ZUMA															
JOBRISE	ZUMA	ZUMA															
JOBSAFE		ZUMA															
JOBSALL					ISSP				ISSP	ISSP	ISSP				ISSP	ISSP	
JOBSAT									ISSP								ISSP
JOBSEC		ZUMA															
JOBSKILL																	ISSP
JOBSOC		ZUMA															
JUSTPAY																	ISSP
KIDBEAT					ISSP												
KIDDRUGS					ISSP												
KIDEDPAR					ISSP												
KIDEMPTY								ISSP						ISSP			
KIDFIN								ISSP									

Years

Variables 1980 1982 1983 1984 1985 1986 1987 1988 1989 1990 1991 1992^a 1993 1994 1996 1998 2000

KIDHLTH				ISSP												
KIDJOY							ISSP					ISSP				
KIDLESS							ISSP									
KIDNEEDY			ISSP													
KIDNOFRE							ISSP					ISSP				
KIDOUT			ISSP													
KIDSKIPS			ISSP													
KIDSUFPR							ISSP					ISSP				
KIDTRBLE							ISSP									
KIDXFILM			ISSP													
LABORPOW			ISSP					ISSP						ISSP		
LASTJOB						ISSP				ISSP						
LASTSLF						ISSP				ISSP						
LAUNDRY													ISSP			
LDCGAP																ISSP
LDCGRN																ISSP
LDCTAX																ISSP
LEAVEJOB															ISSP	
LEISURE								ISSP								
LESSREG			ISSP						ISSP					ISSP		
LETIN1														ISSP		
LIVECOM					ISSP											
LIVECOM1														ISSP		
LIVEHOME					ISSP											
LIVNOWED													ISSP			
LOCALNUM								ISSP								
LOOKJOB																ISSP
MACALL					ISSP											
MADENKID										ISSP						ISSP
MAKEJOBS			ISSP						ISSP					ISSP		
MALIVE					ISSP								ISSP			
MANHOLD			ISSP													
MANREAD			ISSP													
MANTAIL			ISSP													
MANTAP			ISSP													
MAPAID													ISSP			
MARDIV							ISSP									
MARELKID										ISSP					ISSP	
MARFIN							ISSP						ISSP			
MARFREE							ISSP									
MARHAPPY							ISSP						ISSP			
MARHOMO							ISSP									
MARKIDS							ISSP						ISSP			
MARLEGIT							ISSP						ISSP			
MARMAKID							ISSP									
MARNOMAR							ISSP						ISSP			
MARPAKID							ISSP									
MATIME					ISSP											
MAVISIT					ISSP								ISSP			
MAWORK14							ISSP						ISSP			
MAWRKWRM							ISSP						ISSP			
MELTPOT1															ISSP	
MEMARRY							ISSP									
MEOVWRK													ISSP			
MINCULT														ISSP		
MIRACLES									ISSP						ISSP	
MOONLITE								ISSP								
MOVENEI														ISSP		
MOVENOAM														ISSP		
MOVESTAT														ISSP		
MOVETOWN														ISSP		
MOVEUSA														ISSP		
MRMOM													ISSP			
MUSTRET			ISSP													
NAFTA1														ISSP		
NAFTA2														ISSP		
NATURGOD												ISSP	ISSP			ISSP
NATURPAX												ISSP	ISSP			
NATURWAR												ISSP	ISSP			
NEARGOD										ISSP						
NIHILISM										ISSP					ISSP	
NOKIDS							ISSP									
NOMEAT												ISSP	ISSP			
NOSMOKE			ISSP													

Years

Variables	Years																
	1980	1982	1983	1984	1985	1986	1987	1988	1989	1990	1991	1992 ^a	1993	1994	1996	1998	2000
POLEFF1					ISSP												
POLEFF11															ISSP		
POLEFF12															ISSP		
POLEFF13															ISSP		
POLEFF14															ISSP		
POLEFF15															ISSP		
POLEFF16															ISSP		
POLEFF17															ISSP		
POLEFF2					ISSP												
POLEFF3					ISSP										ISSP		
POLEFF4					ISSP												
POLEFF5					ISSP												
POLEFF6					ISSP												
POLEFF7					ISSP												
POLEFF8					ISSP												
POLEFF9					ISSP												
POLEFF10					ISSP												
POLINT									ISSP						ISSP		
POLSGOD										ISSP							
POLVIEWX			EURO														
POPGRWTH																	ISSP
POSSLQ					ISSP												ISSP
POSTMAT1												ISSP	ISSP				ISSP
POSTMAT2												ISSP	ISSP				ISSP
PRAYFREQ										ISSP						ISSP	
PREDETER										ISSP							
PREMARS1										ISSP			ISSP			ISSP	
PRIAGNCY													ISSP			ISSP	
PRICECON					ISSP					ISSP					ISSP		
PRIDEORG																ISSP	
PRIVENT												ISSP	ISSP				ISSP
PRIVGOVT								ISSP								ISSP	
PROGTAX					ISSP					ISSP							
PROTEST1					ISSP					ISSP					ISSP		
PROTEST2					ISSP					ISSP							
PROTEST3					ISSP					ISSP					ISSP		
PROTEST4					ISSP					ISSP							
PROTEST5					ISSP					ISSP							
PROTEST6					ISSP					ISSP					ISSP		
PROTSTRS										ISSP							
PROUDART															ISSP		
PROUDEM															ISSP		
PROUDECO															ISSP		
PROUDGRP															ISSP		
PROUDHIS															ISSP		
PROUDMIL															ISSP		
PROUDPOL															ISSP		
PROUDSCI															ISSP		
PROUDSPT															ISSP		
PROUDSSS															ISSP		
PROUDWRK																ISSP	
PUBAGNCY																ISSP	
PUBDECID												ISSP	ISSP				ISSP
PUBDEF					ISSP												
PUBECON					ISSP												
RACISTS										ISSP							
RACPUB					ISSP					ISSP							
RACSPEAK					ISSP					ISSP							
RACTCH15					ISSP					ISSP							
RAGEEMP									ISSP								
RANK	ZUMA	ZUMA				ZUMA	ISSP	ZUMA									ISSP
RANK10																	ISSP
RDK								ISSP									
RDOWELL								ISSP									
RECYCLE												ISSP	ISSP				ISSP
REDUCEMP								ISSP									
REFUGEES															ISSP		
RELACTIV										ISSP						ISSP	
RELCALL						ISSP											
RELEXPER										ISSP							ISSP
RELIGCON																	ISSP
RELIGINF																	ISSP
RELIGINT																	ISSP
RELIGKID										ISSP							ISSP

Variables	Years																
	1980	1982	1983	1984	1985	1986	1987	1988	1989	1990	1991	1992 ^a	1993	1994	1996	1998	2000
RELIGPUB												ISSP					
RELIGSP												ISSP				ISSP	
RELMOST						ISSP											
RELNUM						ISSP											
RELTIME						ISSP											
RELTRUTH																ISSP	
RELVISIT						ISSP											
REPAIRS													ISSP				
RES161															ISSP		
RESNATUR												ISSP	ISSP				
REVOLTRS										ISSP							
REVPUB					ISSP					ISSP					ISSP		
REVSPEAK					ISSP					ISSP					ISSP		
REVTCH15					ISSP					ISSP							
REWRDEFF																	ISSP
REWRDINT																	ISSP
REXPERNC									ISSP								
RFAMRESP									ISSP								
RFLEXHRS									ISSP								
RHIINC									ISSP							ISSP	
RHLPOTHS									ISSP							ISSP	
RHLPSOC									ISSP							ISSP	
RICHEduc																	ISSP
RICHHLTH																	ISSP
RINTJOB									ISSP							ISSP	
RLAISURE									ISSP								
RPAYSAME									ISSP								
RPRMOTN									ISSP							ISSP	
RPROTST1															ISSP		
RPROTST15															ISSP		
RPROTST3															ISSP		
RPROTST35															ISSP		
RSECJOB									ISSP							ISSP	
RUNBANKS															ISSP		
RUNHOSP															ISSP		
RUNPOWER															ISSP		
RWRKBABY									ISSP				ISSP				
RWRKGRWN									ISSP				ISSP				
RWRKNOKD									ISSP				ISSP				
RWRKINDP									ISSP							ISSP	
RWRKSCH									ISSP				ISSP				
SAVEJOBS					ISSP					ISSP					ISSP		
SCHLPRAY											ISSP						
SCIFAITH												ISSP	ISSP				ISSP
SCIGRN												ISSP	ISSP				ISSP
SCITEST1												ISSP	ISSP				
SCITEST2												ISSP	ISSP				ISSP
SCITEST3												ISSP	ISSP				
SCITEST4												ISSP	ISSP				ISSP
SCITEST5												ISSP	ISSP				ISSP
SCIWORSE												ISSP	ISSP				
SECJOB									ISSP								ISSP
SETHOURS																	ISSP
SETPRICE					ISSP					ISSP					ISSP		
SETWAGE					ISSP					ISSP					ISSP		
SEXEMP									ISSP								
SEXHAR														ISSP			
SHOPFOOD														ISSP			
SICK1						ISSP											
SICK2						ISSP											
SINGLPAR														ISSP			
SISCALL						ISSP											
SISNUM						ISSP											
SISTIME						ISSP											
SISVISIT						ISSP											
SMALLBIG									ISSP								ISSP
SOCRIGHT											ISSP						
SOCTYPE1																	ISSP
SOCTYPE2																	ISSP
SONCALL						ISSP											
SONNUM						ISSP											
SONTIME						ISSP											
SONVISIT						ISSP											
SPARMS					ISSP					ISSP					ISSP		

Variables	Years																
	1980	1982	1983	1984	1985	1986	1987	1988	1989	1990	1991	1992 ^a	1993	1994	1996	1998	2000
SPARTS					ISSP					ISSP					ISSP		
SPENVIRO					ISSP					ISSP					ISSP		
SPEVDIV							ISSP							ISSP			
SPHLTH				ISSP						ISSP					ISSP		
SPIRITS											ISSP						
SPKHOME1															ISSP		
SPKHOME2															ISSP		
SPKLANG1															ISSP		
SPKLANG2															ISSP		
SPKLANG3															ISSP		
SPPOLICE					ISSP					ISSP					ISSP		
SPRETIRE					ISSP					ISSP					ISSP		
SPSCHOOL					ISSP					ISSP					ISSP		
SPUNEMP				ZUMA						ISSP					ISSP		
SPWKBABY														ISSP			
SPWKGRWN																	
SPWKNOKD														ISSP			
SPWRKSCH														ISSP			
STAYORG3																ISSP	
STIFFPUN											ISSP						
STRESS								ISSP								ISSP	
STRNGUN								ISSP									
SUPERVIS								ISSP									
SUPNUM								ISSP									
TAXCHEAT										ISSP						ISSP	
TAXMID							ISSP				ISSP				ISSP		
TAXPOOR							ISSP				ISSP				ISSP		
TAXRICH							ISSP				ISSP				ISSP		
TAXSHARE							ISSP				ISSP						ISSP
TAXSPEND															ISSP		
TECHJOBS																ISSP	
TECHWORK																ISSP	
TEENSEX1														ISSP			
TEMPFAM												ISSP	ISSP				
TEMPGEN												ISSP	ISSP				ISSP
THEISM										ISSP						ISSP	
THREKIDS							ISSP										
TIMEFAM								ISSP								ISSP	
TIMEFRND								ISSP								ISSP	
TIMEHHWK								ISSP								ISSP	
TIMELEIS								ISSP								ISSP	
TIMEPDWK								ISSP								ISSP	
TIMERELX								ISSP									
TOODIFME												ISSP	ISSP				ISSP
TOTALNUM								ISSP									
TRUSTSCI																ISSP	
TWOINCS							ISSP							ISSP			
TWOKIDS							ISSP										
UNAUNUM						ISSP											
UNBORED									ISSP								
UNDK									ISSP								
UNFAMTEN									ISSP								
UNHLTHY									ISSP								
UNION						ISSP											
UNIONSOK										ISSP							
UNJOBEXP								ISSP									
UNMONEY								ISSP									
UNPEOPLE								ISSP									
UNPLEZNT								ISSP									
UNRESPCT								ISSP									
UNSKLRNK																	ISSP
UNSLFCON								ISSP									
UPSET1						ISSP											
UPSET2						ISSP											
USCLASS1			ZUMA														
USCLASS2			ZUMA														
USCLASS3			ZUMA														
USCLASS4			ZUMA														
USCLASS5			ZUMA														
USCLASS6			ZUMA														
USCLASS7			ZUMA														
USCLASS8			ZUMA														
USESKILL																	ISSP
VERDICT					ISSP					ISSP					ISSP		

Variables	Years																
	1980	1982	1983	1984	1985	1986	1987	1988	1989	1990	1991	1992 ^a	1993	1994	1996	1998	2000
VOLWKCHR																	ISSP
VOLWKOTH																	ISSP
VOLWKPOL																	ISSP
VOLWKREL																	ISSP
WANTADS																	ISSP
WANTJOB									ISSP								ISSP
WANTJOB1																	ISSP
WATERFAM													ISSP	ISSP			
WATERGEN													ISSP	ISSP			ISSP
WHEREWRK																	ISSP
WHYJOBEND																	ISSP
WKTENURE																	ISSP
WORKNOW																	ISSP
WORKWEEK									ISSP								
WORRYJOB																	ISSP
WRKBABY									ISSP					ISSP			
WRKEARN										ISSP							ISSP
WRKENJOY										ISSP							ISSP
WRKGOVT					ISSP												
WRKGROWN									ISSP					ISSP			
WRKIMP										ISSP							ISSP
WRKINDP										ISSP							ISSP
WRKNOKID										ISSP				ISSP			
WRKSCH										ISSP				ISSP			
WRLDGOVT															ISSP		
XHAUSTN									ISSP								ISSP
XMARSEX1										ISSP				ISSP			ISSP
YRJOBEND																	ISSP
YRSFIRM									ISSP								

EURO = Eurobarometers of the European Economic Community (Common Market)

ISSP = International Social Survey Program

ZUMA = ALLBUS of Zentrum fuer Umfragen Methoden und Analysen

^aThe 1992 data are not part of the 1973-1998 cumulative data set. The 1991 GSS respondents were reinterviewed in 1992. In all, 1,273 reinterviews were obtained. The 1992 reinterview consisted of the ISSP module on social inequality, other questions on inequality and stratification from the 1991 GSS, and key demographics likely to have changed over the last year. The 1992 reinterview data are available in two forms. First, the 1992 ISSP items on inequality are part of the ISSP cross-national file prepared by the Central Archive, University of Cologne and is available from the Interuniversity Consortium for Political and Social Research (ICPSR). Second, all 1992 variables are part of a reinterview file that is linked to the 1991 GSS data. This reinterview file is available from the Roper Center, or from ICPSR (See Appendix S).

D=Done P=Planned

Table R.2 (continued)

ISSP Members	Countries		National Identity	Role of Govt III	Work II	Religion II	Social Equal. III	Environ- ment
RSSS	Australia		D96	D98	--	D98	P99	P00
IS	Austria		D95	--	--	D99	P99	P00
BUP	Bangladesh		--	--	D97	--	P99	P00
IUPERJ	Brazil		--	--	--	--	--	P00
ASA	Bulgaria		D95	D96	D97	D99	P99	P00
SC	Canada		D95	D96	D99	D99	P99	P00
CEP	Chile		--	--	--	D98	P99	P00
CAR	Cyprus		--	D96	D97	D98	P99	P00
ISCAS	Czech Republic ^a	D95	D96	D97	D99	P99	P00	
DEPPA	Denmark		--	--	D97	D98	P99	P00
FSD	Finland		--	--	--	--	--	P00
CDA	Flanders		--	--	--	--	--	P00
France-ISSP	France		--	D97	D98	D98	P99	P00
ZUMA	Germany		D95	D96	D97	D98	P00	P00
SCPR	Great Britain ^b		D95	D96	D97	D98	P99	P00
Tarkai	Hungary		D95	D96	D97	D98	P99	P00
SSRC	Ireland ^c		D95	D96	--	D98	P99	P00
TAU	Israel		--	D96	D97	P98	P99	P00
Eurisko	Italy		D95	D96	D97	D99	--	--
BCRI	Japan		D95	D97	D97	D98	P00	P00
LAS/LSRC	Latvia		D95	D96	D97	D98	P99	P00
CEO	Mexico		--	--	--	--	--	P00
SCP	The Netherlands	D96	--	D98	D98	P99	P00	
MU	New Zealand		D96	D97	D97	D98	P99	P00
NSD	Norway		D95	D96	D97	D98	P99	P00
SWS	The Philippines	D95	D96	D97	D98	P99	P00	
ISS	Poland		D95	D97	D97	D99	P99	P00
ICS	Portugal		--	--	D97	D99	P99	P00
VCIOM	Russia		D96	D97	D98	D98	P99	P00
IS-SAS	Slovakia		D96	--	--	D98	P99	P00
POMCRC	Slovenia ^d		D95	D95	D97	D98	D99	P00
CIS/ASEP	Spain		D95	D96	D97	D98	P99	P00
UU	Sweden		D95	D96	D97	D98	P99	P00
SIDOS	Switzerland ^e		--	D98	D98	D99	P99	P00
NORC	United States		D96	D96	D98	D98	P00	P00
LACSO	Venezuela		--	--	--	--	P00	P00

^aIncludes Slovakia in 1992.

^bIncludes East Germany starting in 1990.

^cIncludes Northern Ireland 1989-1991, 1993, and 1994.

^dPartial version of 1986 Social Support module.

^eThe modules on Social Equality (1987) and Environment (1993) were fielded by the Soziologisches Institut, University of Zurich.

D=Done P=Planned

Table R.2 (continued)

ASA=Agency for Social Analyses (Sofia)
 BCRI=Broadcasting Culture Research Institute, NHK (Tokyo)
 BS=Baltic Surveys, Lithuania
 BUP=Bangladesh Unnayan Parishad (Dhaka)
 CAR=Center for Applied Research, Cyprus College (Nicosia)
 CDA=Centrum voor Dataverzameling en -Analyse, Katholieke Universiteit Leuven (Leuven)
 CEO=Centro de Estudios Opinion, University of Guadalajara (Guadalajara)
 CES=Centro de Estudios Publicos (Santiago)
 CIS/ASEP=Centro de Investigaciones Sociologicas and Analisis Sociologicos, Economicos y Politicos (Madrid)
 DEPPA=Department of Economics, Politics, and Public Administration, Aalborg University (Aalborg)
 Eurisko, in collaboration with the University of Milan (Milan)
 FRANCE-ISSP=consortium of Centre de Recherche en Economie et Statistique, Centre d' Informatisation des Donnees Socio-Politiques, Observatoire
 Francais des Conjonctures Economiques, and Laboratoire d' Analyse Secondaire et de Methodes Appliquees en Sociologie (Paris)
 FSD=Finnish Social Science Data Archive, University of Tampere (Tampere)
 ICS=Instituto de Ciencias Sociais, University of Lisbon (Lisbon)
 IFS=Instytut Fiozofuu i Socjologii, University of Warsaw (Warsaw)
 IS=Institut fuer Soziologie, University of Graz (Graz)
 ISCAS=Institute of Sociology, Czech Academy of Sciences (Prague)
 ISS=Institute of Social Studies, University of Warsaw (Warsaw)
 IS-SAS=Institute of Sociology, Slovak Academy of Sciences (Bratislava)
 IUPERJ=Instituto Universitario de Pesquisas do Rio de Janerio (Rio de Janerio)
 LACSO=Laboratorio de Ciencias Sociales (Caracas)
 LAS/LSRC=Latvian Academy of Science and Latvia Social Research Centre (Riga)
 MU=Massey University (Palmerston)
 NCSR=National Center for Social Research; former Social and Community Planning Research (London)
 NORC=National Opinion Research Center, University of Chicago (Chicago)
 NSD=Norsk Samfunnsvitenskapelig Datajeneste, University of Bergen (Bergen)
 POMCRC=Public Opinion and Mass Communication Research Center, University of Ljubljana (Ljubljana)
 RSSH=Research School of the Social Sciences, Australian National University (Canberra)
 SC=Survey Center, Carleton University (Ottawa)
 SCP=Social en Cultureel Planbureau (Rijkswijk)
 SCPR=Social and Community Planning Research (London)
 SIDOS=Swiss Information and Data Archive Service for the Social Sciences (Neuchatel)
 SSRC=Social Science Research Center, University College (Dublin)
 SWS=Social Weather Station, Philippine Social Science Center (Quezon City)
 Tarki=Tarsadalomkutatasi Informatika Tarsula (Budapest)
 TAU=Tel Aviv University (Tel Aviv)
 UU=University of Umea (Umea)
 VCIOM=Soviet Center for Public Opinion and Market Research (Moscow)
 ZUMA=Zentrum fuer Umfragen Methoden und Analysen (Mannheim)

Table R.3
Topical Modules

Year	Theme	Development Committee
1977	Extending scales on Race, Abortion, and Feminism	Arthur Stinchcombe ¹
1982	Attitudes on the Military and Military Recruitment	James Davis ²
1984	Attitudes on the Military and Military Recruitment	James Davis
1985	Social Networks	Ronald Burt
1986	Factorial Vignettes on Welfare	Peter Rossi, Richard Berk, Gregory Duncan, Karen Mason
1987	Socio-Political Participation (Partial replication of 1967 Verba-Nie Study of Political Participation)	David Knoke, Thomas Guterbock, Lawrence Bobo ³
1988	Religion	Duane Alwin, Andrew Greeley, Wade Clark Roof
1989	Occupational Prestige (Partial Replication of 1963-1965 NORC Prestige Study) ⁴	Robert Hodge, Judith Treas, Keiko Nakao ⁵
1990	Intergroup Relations	Lawrence Bobo, Mary Jackman, James Kluegel, John Shelton Reed, Howard Schuman, A. Wade Smith
1991	Work Organizations	James Kluegel, Arne Kalleberg, David Knoke, Peter Marsden, Joe Spaeth ⁶
1993	Culture	Judith Blau, Paul DiMaggio, Pete Peterson, Peter Marsden, and Ann Swidler
1994	Family Mobility	Robert Hauser and Robert Mare ⁷
1994	Multiculturalism	David Sears and Jack Citrin
1996	Emotions	Lynn-Smith Lovin, Theodore Kemper, Catherine Ross, John Mirowsky, Robert Sutton, Wendy Rahn, and Gerald Clore
1996	Mental Health	Bruce Link, Bernice Pescosolido, Carol Boyer, William Gronfein, Pamela Braboy Jackson, John Monahan, Jo Phelan, Brian Powell, Ann Stueve, and Ralph Swindle ⁸

¹This data collection was supported by a grant to Stinchcombe from the National Science Foundation (NSF).

²The 1982 and 1984 data collections were supported by a grant to Davis from the Ford Foundation.

³The 1987 black oversample was supported by a grant to Bobo from NSF.

⁴Hodge, Treas, and Nakao were PIs. In addition, the Occupational Prestige Subcommittee of the Board consisted of Board members Richard Campbell, Robert Hauser, Joe Spaeth, and Andrea Tyree and non-Board members Patricia Roos and Paul Siegel.

⁵Part of the data collection costs and the analysis costs were supported by a grant to Hodge, Treas, and Nakao from NSF.

⁶A follow-up study of employers, the National Organizations Survey, was funded by NSF.

⁷Both part of the data collection costs and a follow-up interview with siblings were funded by a grant from NSF to Hauser and Mare.

⁸Part of the data collection costs were provided by the MacArthur Foundation.

Table R.3 (continued)

Year	Theme	Development Committee
1996	Market Exchange/Giving & Volunteering	Paul DiMaggio, Glenn Firebaugh, Mark Granovetter, Daniel Kahneman, Viviana Zelizer, and Tom W. Smith ⁹
1996	Gender	Karen Campbell, Peter Marsden, Kathleen Gerson, Mary Jackman, Michael Kimmel, Barbara Reskin, and Lynn Smith-Lovin
1998/2000	Medical Care	Bernice Pescosolido, Carol Boyer, Thomas Croghan, Catherine Melfi, Michael Morgan, Fred Hafferty, John Kasten, Keri Lubell, Peter Marsden, David Mechanic, Mark Schlesinger
1998	Medical Ethics	Bernice Pescosolido, David Phillips, Carol Boyer, Roger Dworkin, Meg Gaffney, Greg Gramalspacher, Peter Marsden, David Smith, Frank Vilaro
1998	Religion	Michael Hout, Mark Chaves, Tom W. Smith, Christopher Ellison, Robert Wuthnow, Michele Dillon, Christian Smith, Larry Iannaccone, Dan Olson
1998	Religion and Health	David Williams, Christopher Ellison, Linda George, Ellen Idler, Neal Krause, Jeff Levin, Kenneth Pargament, Lynda Powell
1998	Culture	Peter Marsden, Robert Wuthnow
1998	Job Experiences	Tony Tam, Peter Marsden, Stanley Presser, Arne Kalleberg, Tom W. Smith
1998	Inter-racial Friendships	Tom W. Smith, Ken Rasinski
2000	Multi-Ethnic United States	Richard Alba, Larry Bobo, Jennifer Hochschild, Mary Jackman, Barbara Reskin, Rueben Rumbaut, Tom W. Smith
2000	Information Society	John Robinson, Paul DiMaggio, Peter Marsden
2000	Freedom	Orlando Patterson, Peter Marsden
2000	Religion	Andrew M. Greeley, Michael Emerson, David Sikkink, Rodney Stark, Dean R. Hoge
2000	Health Status	Bernice Pescosolido, Margarita Alegria, Paul Cleary, Tom Croghan, Richard DeLiberty, Arn Hohman, Tom McGuire, Ken Wells, J. Scott Long

⁹Support for the Giving and Volunteering component came from the Lilly Endowment and the Aspen Institute.

APPENDIX S:

SUPPLEMENTAL AND RELATED DATA

Almost all of the information that the GSS has collected appears in the main, cumulative file that is documented by this codebook. However, information from related and follow-up studies as well as some supplemental data from the GSS proper are not included in the cumulative file, but are available in special supplements and related data files. These data come in four forms: 1) reinterviews, 2) linked studies, 3) supplements, and 4) cross-national studies.

Reinterviews

GSS respondents have been reinterviewed both as part of methodological studies and as part of follow-up, substantive studies. The methodological uses have included studies of reliability and cognition:

1. In 1972, 1973, 1974, and 1978, test/retest studies of item stability and reliability were conducted. In each year a subsample of respondents (1972= 380, 1973= 227, 1974= 210, 1978= 265) were recontacted by phone one to two months after the initial GSS interview and reasked a subset of questions (1972= 92, 1973= 55, 1974= 19, 1978= 23). In 1972 and 1978 there was one reinterview (two waves in all) and in 1973 and 1974 there were two reinterviews (three waves altogether). These reinterviews are discussed in GSS Methodological Report No. 8.
2. In 1988, a group of cognitive scientists at the University of Chicago (Norman Bradburn, Janellen Huttenlocher, and Steven Shevell) expanded the normal GSS validation effort by increasing the sample size to almost half (n= 629) and adding recall questions about the timing and content of the initial interview. Respondents were recontacted by phone about two months after their initial interview. The reinterview reports were then validated against the known information on date and content, and models of memory were developed to explain the discrepancies. Data are available from Janellen Huttenlocher, Dept. of Psychology, University of Chicago, Chicago, IL 60637.

The GSS has also served as a list sample for three substantive, follow-up studies:

1. The first follow-up study in 1987 contained questions on political tolerance designed by James Gibson (with support from NSF), and C. William Cloninger's Tridimensional Personality Scale. For this survey, 1,267 respondents were reinterviewed in person about three to four months after the 1987 GSS. The Freedom and Tolerance in the United States study is available from ICPSR (No. 9454).
2. The 1990 National Survey of Functional Health Status, conducted for John Ware at the New England Medical Center Hospitals with support from the Kaiser Family Foundation reinterviewed GSS respondents from the 1989 and 1990 surveys, plus an additional sample of people sixty-five and older from these people's households for a total sample size of 3,251. An experimental comparison of mail and telephone reinterviewing was carried out. Data are available from ICPSR.
3. The 1992 GSS Reinterview recontacted 1991 GSS respondents via a combination of mail and telephone. In all, 1,273 reinterviews were obtained for a response rate of 84.5%. The 1992 reinterview consisted of the ISSP module on social inequality, other questions on inequality and stratification from the 1991 GSS, and key demographics likely to have changed over the last year. This file is available from the Roper Center.
4. The 1996 GSS Reinterview recontacted 376 parents of children enrolled in grades 1-8 in 1996-97. The surveys dealt with educational issues in general and parental involvement in school programs in particular. The data are available from NORC.

Linked Studies

The GSS has twice been used to identify organizations or individuals connected to the GSS respondent and they have then been the object of follow-up studies:

1. In the 1991 GSS, the name and contact information of the employer of respondent and his/her spouse was collected. A follow-up study of these employers was carried out by Arne L. Kalleberg, David Knoke, Peter V. Marsden, and Joe L. Spaeth. The National Organization Survey has 727 cases which consist of
a) information on the employer, b) information about the GSS respondent and/or spouse employed by the

employer, and c) aggregate industry-level information. The file will be available from ICPSR sometime in 1994.

2. On the 1994 GSS contact information was sought for a randomly chosen sibling of the respondent. Robert Hauser and Robert Mare, University of Wisconsin, are conducting a follow-up interview with that sibling. The information from the 1994 GSS and the Sibling study will be merged. The data are available from the University of Wisconsin.

Supplements

Because of their special characteristics, two sets of information collected as part of the GSS proper are distributed as supplemental files that can be matched to the GSS cumulative file using case identification numbers.

1. In 1986, 10 factorial vignettes about welfare benefits were administered to GSS respondents (GSS Methodological Reports Nos 44 and 47). In this file, the unit of analysis is the vignette rather than the respondent. There are 14,700 cases and 19 variables per case. The data (NORC/GSS72-86 - Vignettes) are available from the Roper Center.

2. In 1989, occupational prestige rankings were collected from sub-samples of respondents for a total 730 occupations. From these ratings, NORC-GSS Occupational Prestige and Duncan Socio-Economic Index (SEI) scales were created by Keiko Nakao and Judith Treas (GSS Methodological Reports Nos. 69, 70, 74). The raw data from which the prestige and SEI scales were calculated are available from ICPSR (No. 9593).

Cross-national Studies

Appendix R describes the ISSP and other cross-national research connected to the GSS. Cross-national data collected by the GSS appear in either the main, cumulative file or the 1992 GSS Reinterview (above). Merged ISSP files that contain data from all countries are created by the Central Archive in Cologne and are available from ICPSR (see Appendix R).

APPENDIX T:

GENERAL SOCIAL SURVEY PAPERS

This appendix lists papers and related documents concerning the General Social Surveys. Published articles are available in reprint form free of charge. Unpublished papers are available at cost of copying (20¢ per page). Papers available free of charge or at a lower rate than above are noted. All charges include postage. Papers over 40 pages long will be lent by the library upon request. Some papers are also available at the GSSDIRS website at <http://www.icpsr.umich.edu/gss/>. By clicking on GSS publications, you can either read many reports on-line and/or download them to a file.

For information, email: smitht@norcmail.uchicago.edu or write to: GSS, National Opinion Research Center, 1155 East 60th Street, Chicago, Illinois 60637.

Newsletter

GSS NEWS, 1987-2000. (Free).

Other Publications

"The NORC General Social Survey: Questions and Answers," Chicago: NORC, 1998, 11 p. (Free).

James A. Davis and Tom W. Smith, The NORC General Social Survey: A User's Guide. Newbury Park, California: Sage Publications, 1992.

Tom W. Smith; Bradley J. Arnold; and Ryon Lancaster, Annotated Bibliography of Papers Using the General Social Surveys, 11th Edition. Chicago: NORC, 1996. Available from ICPSR, University of Michigan.

GSS Reports

Social Change Reports

1. James A. Davis, "Communism, Conformity, Cohorts and Categories: American Tolerance in 1954 and 1972-73." Published in American Journal of Sociology, 81 (November, 1975), 491-513.
2. James A. Davis, "Background Characteristics in the U.S. Adult Population 1952-1973: A Survey-Metric Model." Published in Social Science Research, 5 (1976), 349-383.
3. Tom W. Smith, "Ms. President?: A Study of Trends in the Political Role of Women, 1936-1974." Published in Studies of Social Change Since 1948, edited by James A. Davis, NORC Report 127B, Chicago: NORC, 1976, II, 215-254. (\$7.00)
4. Tom W. Smith, "A Trend Analysis of Attitudes Towards Capital Punishment." Published in Studies of Social Change Since 1948, edited by James A. Davis, NORC Report 127B, Chicago: NORC, 1976, II, 255-318. (\$7.00)
5. Tom W. Smith, "Age and Social Change: An Analysis of the Association between Age-Cohorts and Attitude Change, 1972-1977." Paper presented at the Eastern Sociological Society, Philadelphia, April, 1978, 21p.
6. Tom W. Smith, "Happiness: Time Trends, Seasonal Variations, Inter-Survey Differences, and Other Mysteries." GSS Technical Report No. 6, Chicago: NORC, 1978. Published in Social Psychology Quarterly, 42 (Spring, 1979), 18-30.
7. Tom W. Smith, "Public Opinion Regarding Various Forms of Sexual Behavior." GSS Technical Report No. 10, Chicago: NORC, 1978 (with D. Garth Taylor), 32p.
8. Tom W. Smith, "A Compendium of Trends on General Social Survey Questions." GSS Technical Report No. 15, Chicago: NORC, 1979. Revised Version, NORC Report No. 129, Chicago: NORC, 1980, 260p. (\$7.50)

9. Tom W. Smith, "General Liberalism and Social Change in Post World War II America: A Summary of Trends." GSS Technical Report No. 16, Chicago: NORC, 1979. Published in Social Indicators Research, 10 (January, 1982), 1-28.
10. James A. Davis, "Conservative Weather in a Liberalizing Climate: Change in Selected NORC General Social Survey Items, 1972-78." Published in Social Forces, 58 (June, 1980), 1129-1156.
11. Tom W. Smith, "The 75% Solution: An Analysis of the Structure of Attitudes on Gun Control, 1959-1977." Published in Journal of Criminal Law and Criminology, 71 (September, 1980), 300-316.
12. James A. Davis, "The Parental Families of Americans in Birth Cohorts 1890-1955: A Categorical, Linear-Equation Model Estimated from the NORC General Social Survey." Published in Social Indicators Research, 9 (1981), 395-453.
13. Tom W. Smith, "Public Support for Educational Spending: Trends, Rankings, and Models, 1971-1978." Published in Monitoring Educational Outcomes and Public Attitudes, edited by Kevin J. Gilmartin and Robert S. Rossi, New York: Human Sciences Press, 1982.
14. Duchon, Millard, "An Evaluation of Trends in GSS Item Types--Changes Due to the 1980 GSS," GSS Technical Report No. 32, Chicago: NORC, December, 1981, 24p.
15. Tom W. Smith, "The Polls: American Attitudes Toward the Soviet Union and Communism." Published in Public Opinion Quarterly, 47 (Summer, 1983), 277-292.
16. James A. Davis, "Counting Your Change for a Ten: America from 1972 to 1982 as Reflected in the NORC General Social Survey," GSS Technical Report No. 43, Chicago: NORC, June, 1983, 35p.
17. Tom W. Smith, "Cycles of Reform? A Summary of Trends Since World War II." Paper presented to the American Sociological Association, San Antonio, August, 1984, 34p.
18. James A. Davis, "New Money, An Old Man/Lady and 'Two's Company': Subjective Welfare in the NORC General Social Surveys, 1972-1982." Published in Social Indicators Research, 15 (November, 1984), 319-350.
19. Tom W. Smith, "A Top a Liberal Plateau? A Summary of Trends Since World War II." Published in Research in Urban Policy, I (1985), 245-257.
20. Tom W. Smith, "Catholic Attitudes Toward Abortion." Published in Conscience, 5 (July/August, 1984), 6-7.
21. Tom W. Smith, "American Attitudes Toward Race Relations." Published in Public Opinion, 7 (October/November, 1984) 14-15 (with Paul B. Sheatsley), 50-53.
22. Tom W. Smith, "Did Ferraro's Candidacy Reduce Public Support for Feminism?" Unpublished NORC Report, 1985, 14p.
23. Tom W. Smith, "Trends in Attitudes on Sexual and Reproductive Issues." Paper presented to the NORC/Allensbach Conference on the Family, Chicago, October, 1985, 22p.
24. James A. Davis, "What the GSS Tells Us About Social Change, 1972-1985," GSS Technical Report No. 71, Chicago: NORC, July, 1986, 78p.
25. Tom W. Smith, "Red in the Morning: Recent Trends in American Attitudes Toward the Soviet Union and Communism." Published in The NORC Reporter, 1 (Winter, 1987), 4-5.
26. Tom W. Smith, "Counting Flocks and Lost Sheep: Trends in Religious Preference Since World War II." Chicago: NORC, February, 1988, 90p.
27. Duane F. Alwin, "The Times They Are A-Changin: Qualities Valued in Children, 1964 to 1984," Chicago: NORC, December, 1987, 37p. Published in Social Science Research, 18 (1989), 195-236.

28. Duane F. Alwin, "Historical Changes in Parental Orientations to Children," Chicago: NORC, Fall, 1987, 38p. Published in Sociological Studies of Child Development, 3 (1988).
29. Tom W. Smith, "Liberal and Conservative Trends in the United States Since World War II," Chicago: NORC, July, 1988, Published in Public Opinion Quarterly, 54 (Winter, 1990), 479-507.
30. James A. Davis, "Communism and Cohorts Continued: American Tolerance in 1954 and 1972-87," Chicago: NORC, June, 1988, 69p.
31. Duane F. Alwin, "Family Size and Cohort Differences in Vocabulary Knowledge in the United States Adult Population," Chicago: NORC, 1989, 62 p. Published in American Sociological Review, 56 (October, 1991), 625-638.
32. Tom W. Smith, "Are Conservative Churches Growing?" Chicago: NORC, 1991, 46p. Published in Review of Religious Research, 33 (June, 1992), 305-329.
33. James A. Davis, "Changeable Weather in a Cooling Climate Atop the Liberal Plateau: Conversion and Replacement in 42 GSS Items, 1972-1989," 49p. Published in Public Opinion Quarterly, 56 (Fall, 1992), 261-306.
34. Tom W. Smith, "The Impact of the Televangelist Scandals of 1987-88 on American Religious Beliefs and Behaviors," Chicago: NORC, April, 1991, 32 p. Published in Public Opinion Quarterly, 56 (Fall, 1992), 360-380.
35. Tom W. Smith, "Attitudes Towards Sexual Permissiveness: Trends and Correlates," Chicago: NORC, March, 1992, 49 p. Revised version in Sexuality Across the Life Course, edited by Alice S. Rossi. Chicago: University of Chicago Press, (1994) 63-97.
36. Tom W. Smith, "Is There Real Opinion Change?" Chicago: NORC, February, 1993, 17 p. Published in International Journal of Public Opinion Research, 6 (1994), 187-203.
37. Tom W. Smith, "Generational Differences in Musical Preferences," Chicago: NORC, May 1994, 24p. Published in Popular Music and Society, 18 (Summer, 1995), 43-59.
38. Tom W. Smith and Robert J. Smith, "Changes in Firearm Ownership Among Women, 1980-1994," Chicago: NORC, _____ November 1994, 24p. Published in Journal of Criminal Law and Criminology, 86 (Fall, 1995), 133-149.
39. Paul DiMaggio, John Evans and Bethany Bryson, "Have American's Social Attitudes Become More Polarized?" Chicago: NORC, January 1996, 71p. Published in American Journal of Sociology, 102 (Nov., 1996), 690-755.
40. James A. Davis, "Twenty Years American Attitudes Change as Captured in the GSS," Chicago: NORC, 1997, 17p. Published as "The GSS - Capturing American Attitude Change" in The Public Perspective, 8 (February/March, 1997), 31-34.
41. James A. Davis, "Testing the Demographic Theory of Attitude Change: Secular Attitudes in attitudes Among U.S. Households, 1972-1996," Chicago: NORC, 1999, 65p.
42. Tom W. Smith, "The Emerging 21st Century American Family," Chicago: NORC, 1999, 65p.
43. Tom W. Smith, "Changes in the Generation Gap, 1972-1988," Chicago: NORC, 2000, forthcoming.

GSS Methodological Reports

1. Tom W. Smith, "Can We Have Confidence in Confidence? Revisited." GSS Technical Report No. 1. Chicago: NORC, 1977. Superseded by GSS Technical Report No. 11. Published in Denis F. Johnston, ed., Measurement of Subjective Phenomena, Washington, D.C.: GPO, 1981, 119-189.
2. Tom W. Smith, "In Search of House Effects: A Comparison of Responses to Various Questions by Different Survey Organizations," GSS Technical Report No. 2, Chicago: NORC, October, 1977. Published in Public Opinion Quarterly 42, (Winter, 1978), 443-463.
3. C. Bruce Stephenson, "Weighting the General Social Surveys for Bias Relating to Household Size," GSS Technical

Report No. 3, Chicago: NORC, 1978, 14p.

4. Tom W. Smith, "Size of Place Codes in the 1972-1977 General Social Surveys," GSS Technical Report No. 4, Chicago: NORC, 1978. Appendix 2 covering 1980 Census added April, 1984.
5. Tom W. Smith, "Response Rates on the 1975-1978 General Social Surveys with Comparisons to the Omnibus Surveys of the Survey Research Center, 1972-1976," GSS Technical Report No. 7, Chicago: NORC, 1978, 10p.
6. Tom W. Smith, "Ethnic Measurement and Identification," GSS Technical Report No. 8, Chicago: NORC, 1978. Published in Ethnicity 7, (March, 1980), p. 78-95.
7. C. Bruce Stephenson, "Probability Sampling with Quotas: An Experiment," GSS Technical Report No. 5, Chicago: NORC, revised April, 1979. Published in Public Opinion Quarterly 43, (Winter 1979), p. 477-496.
8. Tom W. Smith, "An Analysis of Test/Retest Experiments on the 1972, 1973, 1974, and 1978 General Social Surveys." GSS Technical Report No. 14, Chicago: NORC, 1979 (with C. Bruce Stephenson), 85p.
9. Tom W. Smith, "Sex and the GSS: Nonresponse Differences." GSS Technical Report No. 17, Chicago: NORC, 1979, 14p.
10. Tom W. Smith, "Situational Qualifications to Generalized Absolutes: An Analysis of Approval of Hitting Questions on the General Social Surveys," GSS Technical Report No. 21, Chicago: NORC, 1980. Published in Public Opinion Quarterly 45 (Summer, 1981), 224-230.
11. Tom W. Smith, "Self-Employment--An Analysis of GSS Measures of Employment Status," GSS Technical Report No. 20, Chicago: NORC, 1980, 10p.
12. Tom W. Smith, "The Subjectivity of Ethnicity." Published in Surveying Subjective Phenomena, edited by Charles F. Turner and Elizabeth Martin. New York: Russell Sage, 1985, 117-128.
13. Nora Cate Schaeffer, "A General Social Survey Experiment in Generic Words," GSS Technical Report No. 22, Chicago: NORC, 1981. Published in Public Opinion Quarterly, 46 (Winter, 1982), 572-581.
14. Tom W. Smith, "House Effects: A Comparison of the 1980 General Social Survey and the 1980 American National Election Study," GSS Technical Report No. 23, Chicago: NORC, 1980, revised, 1981. Published in Public Opinion Quarterly, 46 (Spring, 1982), 54-68.
15. Tom W. Smith, "Nonattitudes: A Review and Evaluation." Published in Surveying Subjective Phenomena, edited by Charles F. Turner and Elizabeth Martin, New York: Russell Sage, 1985.
16. Tom W. Smith, "The Hidden 25 Percent: An Analysis of Nonresponse on the 1980 General Social Survey," GSS Technical Report No. 25, Chicago: NORC, 1981. Published in Public Opinion Quarterly, 47 (Fall, 1983), 386-404.
17. Tom W. Smith, "Educated Don't Knows: An Analysis of the Relationship Between Education and Item Nonresponse," GSS Technical Report No. 28, Chicago: NORC, 1981. Published in Political Methodology, 8 (1982), 47-58.
18. Tom W. Smith, "Problems in Ethnic Measurement: Over-, Under-, and Misidentification," GSS Technical Report No. 29, Chicago: NORC, 1982. Published in the Proceedings of the Social Statistics Section, American Statistical Association, 1983, 107-116.
19. Tom W. Smith, "Contradictions on the Abortion Scale," GSS Technical Report No. 31, Chicago: NORC, 1981, 12p.
20. Tom W. Smith, "Conditional Order Effects," GSS Technical Report No. 33, Chicago: NORC, May 1982, 30p.
21. Tom W. Smith, "Discrepancies in Past Presidential Vote," GSS Technical Report No. 34, Chicago: NORC, July, 1982, 19p.
22. Tom W. Smith, "Recalling Attitudes: An Analysis of Retrospective Questions on the 1982 General Social Survey," GSS Technical Report No. 35, Chicago: NORC, July, 1982. Published in Public Opinion Quarterly, 48 (Fall, 1984), 639-649.
23. Tom W. Smith, "An Experimental Comparison of Clustered and Scattered Scale Items," GSS Technical Report No. 36, _____Chicago: NORC, August, 1982.

Published in Social Psychology Quarterly,
46 (June, 1983), 163-168.

24. Tom W. Smith, "Attitude Constraint as a Function of Non-Affective Dimensions," GSS Technical Report No. 39, Chicago: NORC, 1982, 23p.
25. Tom W. Smith, "Using Temporary Refusals to Estimate Nonresponse Bias," GSS Technical Report No. 38, Chicago: NORC, 1983. Revised version published in Sociological Perspectives, 27 (October, 1984), 473-489.
26. Duane F. Alwin and Jon A. Krosnick, "The Measurement of Values for Children: A Comparison of Ratings and Rankings," GSS Technical Report No. 40, Chicago: NORC, April, 1983. Published in Public Opinion Quarterly, 49 (Winter, 1985), 535-552.
27. Tom W. Smith, "Children and Abortions: An Experiment in Question Order," GSS Technical Report No. 42, Chicago: _____NORC, 1983, 11p.
28. Tom W. Smith, "A Comparison of Telephone and Personal Interviewing." Chicago: NORC, 1984, 20p.
29. Glenn R. Dempsey, "Scaling Political Views and Social Status: A Comparison of Two Methods," GSS Technical Report No. 45, Chicago: NORC, September, 1984, 14p.
30. Tom W. Smith, "A Preliminary Analysis of Methodological Experiments on the 1984 GSS," GSS Technical Report No. 49, Chicago: NORC, 1984, 43p.
31. Bruce L. Peterson, "Confidence: Categories and Confusion," GSS Technical Report No. 50, Chicago: NORC, September, 1985, 50p.
32. Ronald S. Burt, "Network Items and the General Social Survey," GSS Technical Report No. 53, Chicago: NORC, Fall, _____1984. Published in Social Networks, 6 (1985), 293-339.
33. Tom W. Smith, "That Which We Call Welfare by Any Other Name Would Smell Sweeter: An Analysis of the Impact of Question Wording on Response Patterns," GSS Technical Report No. 55, Chicago: NORC, 1985. Published in Public Opinion Quarterly, 51 (Spring, 1987), 75-83.
34. Tom W. Smith, "Unhappiness on the 1985 GSS: Confounding Change and Context," GSS Technical Report No. 56, Chicago: NORC, 1985. Revised 1986, 15p.
35. Tom W. Smith, "An Analysis of the Accuracy of Spousal Reports," GSS Technical Report No. 57, Chicago: NORC, 1985, 15p.
36. Tom W. Smith, "Problems in Form Randomization on the General Social Surveys," GSS Technical Report No. 58, Chicago: NORC, 1986 (with Bruce L. Peterson) 31p.
37. Ronald S. Burt, "A Note on Sociometric Order in the General Social Survey Network Data," GSS Technical Report No. 60, Chicago: NORC, 1985, Published in Social Networks, 8 (June, 1986), 149-174.
38. Ronald S. Burt and Miguel G. Guilarte, "A Note on Scaling the General Social Survey Network Item Response Categories," GSS Technical Report No. 61, Chicago: NORC, 1985. Published in Social Networks, 8 (December, 1986), 387-396.
39. Ronald S. Burt, Peter V. Marsden, and Peter H. Rossi, "A Research Agenda for Survey Network Data," GSS Technical Report No. 62, Chicago: NORC, Summer, 1985.
40. Ronald S. Burt, "A Note on the General Social Survey's Ersatz Network Density Item," GSS Technical Report No. 63, Chicago: NORC, 1985. Published in Social Networks, 9 (June, 1987), 73-85.
41. Ronald S. Burt, "A Note on Missing Network Data in the General Social Survey," GSS Technical Report No. 64, Chicago: NORC, January, 1986. Published in Social Networks, 9 (June, 1987), 63-73.
42. Tom W. Smith, "Attrition and Bias on the International Social Survey Program (ISSP) Supplement," GSS Technical Report No. 66, Chicago: NORC, 1986, 21p.
43. Tom W. Smith, "Classifying Protestant Denominations," GSS Technical Report No. 67, Chicago: NORC, 1986, 44p. Published in Review of Religious

Research, 31 (1990), 225-245.

44. Tom W. Smith, "A Study of Non-Responses and Negative Values on the Factorial Vignettes on Welfare," GSS Technical Report No. 69, Chicago: NORC, 1986, 34p.
45. Jon A. Krosnick and Duane F. Alwin, "An Evaluation of a Cognitive Theory of Response Order Effects in Survey Measurement," GSS Technical Report No. 73, Chicago: NORC, February, 1986. Published in Public Opinion Quarterly, 51 (Summer, 1987), 201-219.
46. Jon A. Krosnick and Duane F. Alwin, "Satisficing: A Strategy for Dealing with the Demands of Survey Questions," GSS Technical Report No. 74, Chicago: NORC, March, 1987, 24p.
47. Greg J. Duncan and Fred Groskind, "Some Methodological Aspects of Responses to the 1986 GSS Welfare Entitlement Vignettes," GSS Technical Report No. 75, Chicago: NORC, May, 1987, 17p.
48. Tom W. Smith, "A Review of the Use of Public Opinion Data by the Attorney General's Commission on Pornography," Published in Public Opinion Quarterly, 51 (Summer, 1987), 249-267.
49. Tom W. Smith, "Inconsistent People," Report prepared for Panel on Survey Measurement of Subjective Phenomena, National Academy of Sciences, 1980, 8p.
50. Tom W. Smith, "Phone Home: An Analysis of Household Telephone Ownership." Chicago: NORC, August, 1987, 28p. Published in International Journal of Public Opinion Research, 2 (1990), 369-390.
51. Tom W. Smith, "Random Probes of GSS Questions," Chicago: NORC, February, 1988, 20p. Published in International Journal of Public Opinion Research, 1 (1989), 305-325.
52. Tom W. Smith, "Rotation Designs of the GSS." Chicago: NORC, February, 1988, 19p.
53. Howard Schuman and Jacqueline Scott, "Replication of Two GSS Question Form Effect Experiments: 1974 and 1982," _____ Chicago: NORC, April, 1988, 15p. Published in Sociological Methods and Research, 17 (May, 1989), 398-408.
54. Kenneth A. Rasinski, "The Effect of Question Wording on Public Support for Government Spending," Chicago: NORC, May, 1988, 30p. Published in Public Opinion Quarterly, 53 (1989), 388-396.
55. Tom W. Smith, "Ballot Position: An Analysis of Context Effects Related to Rotation Design," Chicago: NORC, August, 1988, 23p. Revised November, 1989 with 1989 GSS Appendix. Updated version to appear in Measurement Errors in Surveys.
56. Tom W. Smith, "Timely Artifacts: A Review of Measurement Variation in the 1972-1988 GSS," Chicago: NORC, Sept, 1988, 28p.
57. Ethan Ligon, "Rationale and Construction of Poverty Measures in the General Social Survey," Chicago: NORC, September, 1988, 23p.
58. Tom W. Smith, "A Methodological Review of the Sexual Behavior Questions on the 1988 GSS," Chicago: NORC, November, 1988, 17p. See GSS Methodological Report No. 65.
59. Tom W. Smith, Sara P. Crovitz, and Christopher Walsh, "Measuring Occupation: A Comparison of the 1970 and 1980 Occupational Classification Systems of the Bureau of the Census," Chicago: NORC, December, 1988, 18p.
60. Tom W. Smith, "Trends in Voluntary Group Membership: Comments on Baumgartner and Walker," Chicago: NORC, February, 1989, 21p. Published in American Journal of Political Science, 34 (August, 1990), 646-661.
61. Duane F. Alwin and Jon A. Krosnick, "The Reliability of Attitudinal Survey Data: The Import of Question and Respondent Characteristics," Chicago: NORC, 1989, 65p.
62. Duane F. Alwin, "Problems in the Estimation and Interpretation of Survey Data," Chicago: NORC, February, 1989, 76p.
63. James A. Davis, "On Sample Sizes in Contemporary Sociological Research," Chicago: NORC, July, 1989, 28p.

64. Ethan Ligon, "The Development and Use of a Consistent Income Measure for the General Social Survey," Chicago: NORC, September, 1989, 16p.
65. Tom W. Smith, "A Methodological Review of the Sexual Behavior Questions on the 1988 and 1989 GSS," Chicago: NORC, October, 1989, 23p. Published in Journal of Official Statistics, 8 (1992), 309-325.
66. Tom W. Smith, "Some Thoughts on the Nature of context Effects," Chicago: NORC, September, 1989, 53p. Published in Context Effects in Social and Psychological Research, edited by Norman Schwarz and Seymour Sudman. New York: Springer-Verlag, 1991.
67. Tom W. Smith, "An Analysis of Missing Data in the Study of Intergenerational Mobility," Chicago: NORC, December, 1989, 24p.
68. Tom W. Smith, "Discrepancies Between Men and Women in Reporting Number of Sexual Partners: A Cross-National Comparison," Chicago: NORC, September, 1990, 25p. Published in Social Biology, 39 (Fall/Winter, 1992), 203-211.
69. Keiko Nakao, Robert W. Hodge, and Judith Treas, "On Revising Prestige Scores for All Occupations," Chicago: NORC, October, 1990, 25p.
70. Keiko Nakao and Judith Treas, "Computing 1989 Occupational Prestige Scores," Chicago: NORC, 1990, 64p.
71. Tom W. Smith, "An Analysis of Missing Income Information on the General Social Surveys," Chicago: NORC, 1991, 12p.
72. Peter V. Marsden, "The Reliability of Network Density and Composition Measures," Chicago: NORC, 1991, 23p. Published in Social Networks, 15 (1993), 399-421.
73. Tom W. Smith, "A Report on the GSS Household Enumeration Variables," Chicago: NORC, 1992, 12p.
74. Keiko Nakao and Judith Treas, "The 1989 Socioeconomic Index of Occupations: Construction from the 1989 Occupational Prestige Scores," Chicago: NORC, 1992, 32p.
75. Tom W. Smith, "The 1992 General Social Survey Reinterview," Chicago: NORC, 1992, 5p.
76. Tom W. Smith, "An Analysis of Response Patterns to the Ten-Point Scalometer," Chicago: NORC, 1992, 17p.
77. Tom W. Smith, "The Relationship of Age to Education Across Time," Chicago: NORC, 1992, 18p. Published in Social Science Research, 22 (1993), 300-311.
78. Tom W. Smith, "Little Things Matter: A Sampler of How Differences in Questionnaire Format Can Affect Survey Responses," Chicago: NORC, July, 1993, 8p.
79. Tom W. Smith, "Notes on John Brehm, The Phantom Respondent: Opinion Surveys and Political Representation," Chicago: NORC, July, 1993, 5p.
80. Tom W. Smith, "A Comparison of Two Confidence Scales," Chicago: NORC, December, 1993, 14p.
81. Tom W. Smith, "A Comparison of Two Governmental Spending Scales," Chicago: NORC, March, 1994, 16p.
82. Tom W. Smith, "Trends in Survey Non-Response," Chicago: NORC, August 1994, 18p. Published in International Journal of Public Opinion Research, 7 (1995), 157-171.
83. Tom W. Smith, "Some Aspects of Measuring Education." Published in Social Science Research, 24 (1995), 215-242.
84. Tom W. Smith, "Context Effects Resulting from the Revision of the GSS Core in 1994," Chicago: NORC, January 1995, 9p.

85. Tom W. Smith, "A Review of Ethno-Racial Measures on the General Social Survey," Chicago: NORC, June 1995, 19p.
86. Tom W. Smith, "The Impact of the Presence of others on a Respondent's Answers to Questions," Chicago: NORC, December 1995, 12p. Published in International Journal of Public Opinion Research, 9 (Spring, 1997), 33-47.
87. Tom W. Smith, Hae-Choon Shin and Xiaoxi Tong, "A Report on Sample Frame Comparisons and Design Effects on the 1993 General Social Survey," Chicago: NORC, February 1996, 40p.
88. Tom W. Smith, "Measuring Church Attendance," Chicago: NORC, 1996, 12p. Forthcoming in American Sociological Review.
89. Tom W. Smith, "Measuring Race by Observation and Self-Identification," Chicago: NORC, 1997, 12p.
90. Tom W. Smith, "Examining the Relationship between Educational Attainment, Age/Cohort, and Dependent Variables," Chicago: NORC, 1998, 8p.
91. Tom W. Smith, "Measuring Inter-racial Friendships: Experimental Comparisons," Chicago: NORC, 29p. Published in Public Opinion Quarterly, forthcoming.
92. Tom W. Smith, "A Methodological Analysis of HIV Risk Behavior from the 1988-1998 General Social Survey," Chicago: NORC, 1999, 73p.
93. Tom W. Smith, "Aspects of Measuring Race: Race by Observation vs. Self-Reports and Multiple Mentions of Ethnicity and Race," Chicago: NORC, 2000, forthcoming.

GSS Crossnational Reports

1. Rolf Porst, "Educational Aims in the United States of America and in the Federal Republic of Germany--A Cross National Comparison," GSS Technical Report No. 51, Chicago: NORC, October, 1984, 26p.
2. Cornelia Krauth, "Attitudes towards Women's Role--A Comparative Analysis Based on the 1977 NORC General Social Survey (GSS) and the 1982 German General Social Survey (ALLBUS)." GSS Technical Report No. 52, Chicago: NORC, October, 1984, 19p.
3. Werner Hagstotz, "Is there a 'Legitimacy Gap'? Discrepancies Between Government Policies and Public Opinion." GSS Technical Report No. 54, Chicago: NORC, January, 1985, 36p.
4. James A. Davis, "British and American Attitudes: Similarities and Contrasts," Published in British Social Attitudes: The 1986 Report, Edited by Roger Jowell, Sharon Witherspoon, and Lindsay Brook, Hants, England: Gower, 1986, 89-114.
5. Tom W. Smith, "The Polls: The Welfare State in Crossnational Perspective," Published in Public Opinion Quarterly, 51 (Fall, 1987), 404-421.
6. James A. Davis, "Bee-tas and Bay-tas: How Social Structure Shapes Attitudes in Britain and the United States," Paper presented to the American Sociological Association, Chicago, August, 1987. (Abstract, table, and figures are available), 20p.
7. Tom W. Smith, "Social Inequality in Crossnational Perspective," Chicago: NORC, Oct., 1990, 22p.
8. Tom W. Smith, "the Ups and Downs of Cross-National Survey Research," Chicago: NORC, December, 1988, 15p. Published in IASSIST Quarterly, 12 (Winter, 1989), 18-24.
9. James A. Davis, "Attitudes Toward Free Speech in Six Countries in the Mid 1980s: Australia, Austria, Great Britain, Italy, the United States, and West Germany," Chicago: NORC, January, 1989, 44p. Published in European Sociological Review, 6 (May, 1990), 1-14.
10. Tom W. Smith, "Inequality and Welfare," Chicago: NORC, 1989, Published in British Social Attitudes: Special International Report, edited by Roger Jowell, Sharon Witherspoon, and Lindsay Brook. Aldershot: Gower, 1989.
11. James A. Davis and Roger Jowell, "Measuring National Differences: An Introduction to the International Social Survey Programme (ISSP)," in British Social Attitudes: Special International Report, edited by Roger Jowell, Sharon Witherspoon, and Lindsay Brook. Aldershot: Gower, 1989.

12. Walter Funk, "Family and Changing Sex-Roles: Some Preliminary Findings about Sex-Role Attitudes in Germany and the United States," Chicago: NORC, January, 1991, 23p.
13. Duane F. Alwin, Michael Braun and Jacqueline Scott, "The Separation of Work and the Family: Attitudes Toward Women's Labor Force Participation in Germany, Great Britain and the United States," Chicago: NORC (n.d.), 44 p. A previous version of this paper was presented at the World Congress of Sociology, Madrid, Spain in July, 1990.
14. Arne L. Kalleberg and David Stark, "Career Strategies in Capitalism and Socialism: Work Values and Job Rewards in the United States and Hungary," Chicago: NORC, 1992, 33p. Published in Social Forces, 72 (Sept., 1993), 181-198.
15. Kenneth A. Rasinski, Tom W. Smith, and Sara Zuckerbraun, "A Better Environment, But at What Price?: Fairness Motivations and Tradeoffs Underlying Public Support for Government Spending on the Environment in Nine Nations," Chicago: NORC, February, 1994, 34p. Published in Journal of Social Issues, 50 (1994), 179-197.
16. Tom W. Smith, "Environmental and Scientific Knowledge Around the World," Chicago: NORC, January, 1996, 37p. Published in Shadow of Green, edited by Alan Frizzell and Jon P. Pammett. Ottawa: Carleton University Press, 1997.
17. Tom W. Smith, "Improving Cross-National Survey Research by Measuring the Intensity of Response Categories," Chicago: NORC, 1997, 24p.
18. James A. Davis, "System Cynicism in Twenty Contemporary Nations," Chicago: NORC, 1997, 24p.
19. Tom W. Smith and Lars Jarkko, "National Pride: A Cross-National Analysis," Chicago, NORC, 1998, 45p.

GSS Topical Reports

1. Tom W. Smith, "Public Opinion and Public Regard for the Federal Government," Published in Making Bureaucracies Work, edited by Carol Weiss and Allen Barton, Beverly Hills: Sage, 1980 (With D. Garth Taylor and Nancy A. Mathiowetz), 36-63.
2. James A. Davis, "Background Variables and Opinions in the 1972-1977 NORC General Social Surveys: Ten Generalizations about Age, Education, Occupational Prestige, Race, Religion, and Sex, and Forty-nine Opinion Items," GSS Technical Report No. 18, Chicago: NORC, 1979, 84p.
3. Tom W. Smith, "College Dropouts: An Analysis of the Psychological Well-Being and Attitudes of Various Educational Groups," GSS Technical Report No. 26, Chicago: NORC, June, 1981. Published in Social Psychology Quarterly, 45 (March 1982), 50-53.
4. Tom W. Smith, "Hardship, Hard Times, and Hard Hearts," Published in Civil Rights Quarterly Perspectives, 13 (Summer/Fall, 1981), 26-29.
5. James A. Davis, "Up and Down Opportunity's Ladder," Published in Public Opinion, 5 (June/July, 1982), 11-15, 48-51.
6. James A. Davis, "Achievement Variables and Class Cultures: Family, Job and Forty-Nine Dependent Variables in the Cumulative General Social Survey." Published in American Sociological Review, 47 (October, 1982), 569-586.
7. James A. Davis, "Americans View the Military: Public Opinion in 1982," NORC Report No. 131. Chicago: NORC, April, 1983 (with Jennifer Lauby and Paul Sheatsley), ix, 121p. (\$8.00)
8. Tom W. Smith, "Working Wives and Women's Rights: The Connection Between the Employment Status of Wives and the Feminist Attitudes of Husbands," GSS Technical Report No. 41, Chicago: NORC, 1983. Published in Sex Roles, 12 (1985), 501-508.
9. Tom W. Smith, "America's Religious Mosaic," Published in American Demographics, 6 (June, 1984), 18-23.
10. Tom W. Smith, "The Polls: Gender and Attitudes Towards Violence." Published in Public Opinion Quarterly, 48 (Spring, 1984), 384-396.
11. Peter V. Marsden, "The Discussion Network of the American Population." GSS Technical Report No. 59, Chicago: NORC, 1985. Published in American Sociological Review, 52 (February, 1987), 122-131.

12. Robert Y. Shapiro, "The Polls: Social Security." Published in Public Opinion Quarterly, 49 (Winter, 1985), (with Tom W. Smith), 561-572.
13. James A. Davis and Paul B. Sheatsley, "Americans View the Military: A 1984 Update," NORC Report No. 132, Chicago: NORC, December, 1985, 108p. (\$9.00)
14. Ronald S. Burt, "Strangers, Friends, and Happiness," GSS Technical Report No. 72, Chicago: NORC, Summer, 1986. _____ Published in Social Networks, 9 (1987), 311-331.
15. Tom W. Smith, "Strange Bedfellows? An Analysis of Attitudes Towards Feminism and Pornography," Chicago: NORC, February, 1987, 23p.
16. Lawrence Bobo and Franklin D. Gilliam, Jr., "Race, Sociopolitical Participation and Black Empowerment," Chicago: NORC, October, 1988, 47p. Published in American Political Science Review, 84 (June, 1990), 377-393.
17. Andrew M. Greeley, Robert T. Michael, and Tom W. Smith, "A Most Monogamous People: Americans and Their Sexual Partners," Chicago: NORC, May, 1989, 22p. Published in Society, 27 (July/Aug., 1990), 36-42.
18. Tom W. Smith, "Adult Sexual Behavior in 1989: Number of Partners, Frequency, and Risk," Chicago: NORC, 34p. Published in Family Planning Perspectives, 23 (May/June, 1991), 102-107.
19. Tom W. Smith, "Ethnic Images," Chicago: NORC, November, 1990, 18p.
20. Lawrence Bobo and James R. Kluegel, "Economic- Versus Race-Targeted Policy: Public Opinion on the New Liberal Welfare Agenda," Chicago: NORC, May, 1991, 42 p. Published in American Sociological Review, 58 (August, 1993), 443-464.
21. Lawrence Bobo and James R. Kluegel, "Modern American Prejudice: Stereotypes, Social Distance, and Perceptions of Discrimination Toward Blacks, Hispanics and Asians" Chicago: NORC, October, 1991, 62 p.
22. Tom W. Smith, "Changing Racial Labels: From Colored to Negro to Black to African American," Chicago: NORC, February, 1992, 24p. Published in Public Opinion Quarterly 56 (Winter, 1992): 496-514.
23. Peter V. Marsden, Arne L. Kalleberg and Cynthia R. Cook, "Gender Differences in Organizational Commitment: Influences of Work Positions and Family Roles," Chicago: NORC, May, 1992, 24p. Published in Work and Occupations, 20 (August, 1993), 368-390.
24. Arne L. Kalleberg and Peter V. Marsden, "Organizational Commitment and Job Performance in the U.S. Labor Force," Chicago: NORC, February, 1993, 45 p. Published in Research in the Sociology of Work, Vol. 5: The Meaning of Work, edited by Richard L. Simson and Ida Harper Simpson (Greenwich, Conn: JAI Press, 1993).
25. Tom W. Smith, "American Sexual Behavior: Trends, Socio-Demographic Differences, and Risk Behavior," Chicago: NORC, December 1994, 91p. Published in The Demography of Social Behavior, edited by Jayne Garrison, Mark D. Smith, and Douglas Bersharov. Menlo Park, CA: Kaiser Family Foundation, 1994. Updated December, 1994.
26. Peter V. Marsden and Joseph F. Swingle, "Conceptualizing and Measuring Culture in Surveys: Values, Strategies, and Symbols," Chicago: NORC, October 1993, 34p. Published in Poetics, 22 (1994) 269-289.
27. Paul DiMaggio and Bethany Bryson, "American's Attitudes Towards Cultural Diversity and Cultural Authority: Culture Wars, Social Closure, or Multiple Dimensions?," Chicago: NORC, January 1995, 59p.
28. Arne L. Kalleberg and William R. Kenan, Jr., "Part-Time Work and Workers in the United States: Correlates and Policy Issues," Published in Washington and Lee Law Review, 52 (1995).
29. Tom W. Smith, "Factors Relating to Misanthropy in Contemporary American Society," Chicago: NORC, June 1996, 38p. Published in Social Science Research, 26 (1997), 170-196.
30. Paul DiMaggio and Hugh Louch, "Socially Embedded Consumer Transactions: For What Kinds of Purchases Do People Use _____ Networks Most?" Chicago: NORC, 1997, 48p. Published in American Sociological Review, 63 (October, 1998), 619-_____637.

31. Tom W. Smith, "Public Opinion on Prostitution: Trends, Comparisons, and Models," Chicago: NORC, 1998, 26p.

GSS Project Reports

1. Tom W. Smith, "Who, What, When, Where, and Why: An Analysis of Usage of the General Social Surveys, 1972-1978," _____ GSS Technical Report No. 12, Chicago: NORC, 1979, 13p.
2. Tom W. Smith, "Who, What, When, Where and Why: An Analysis of Usage of the General Social Surveys, 1972-1978," _____ Second edition, GSS Technical Report No. 19, Chicago, NORC, 1980, 13p.
3. Tom W. Smith, "The National Data Program for the Social Sciences," Published in the Review of Public Data Use, 8 (December, 1980), 389-391.
4. Tom W. Smith, "An Analysis of GSS Usage Among Sociologists," GSS Technical Report No. 24, Chicago: NORC, 1981, 6p.
5. Tom W. Smith, "Who, What, When, Where, and Why: An Analysis of Usage of the General Social Surveys, 1972-1980," _____ GSS Technical Report No. 27, Chicago: NORC, 1981, 13p.
6. James A. Davis, "Have We Learned Anything from the General Social Survey?" Published in Social Indicators Newsletter, 17 (August 1982), (with Tom W. Smith), 1-2, 8-11.
7. Tom W. Smith, "Who, What, When, Where, and Why: An Analysis of Usage of the General Social Surveys, 1972-1982," _____ GSS Technical Report No. 37, Chicago: NORC, December, 1982, 15p.
8. Tom W. Smith, "A Summary Evaluation of GSS Questions, 1972-1983," GSS Technical Report No. 47, Chicago: NORC, October, 1983, 18p.
9. Tom W. Smith, "The Role of the General Social Survey in the Social Sciences," Published in Survey Methods Newsletter, 4 _____ (Winter, 1983-84), 7-8.
10. Tom W. Smith, "Who, What, When, Where, and Why: An Analysis of Usage of the General Social Survey, 1972-1983," GSS Technical Report No. 48, Chicago: NORC, 1984, 15p.
11. Tom W. Smith, "An Analysis of the 1985 Survey of Users of the General Social Surveys." GSS Technical Report No. 65, Chicago: NORC, 1986, 21p.
12. Tom W. Smith, "The International Social Survey Program." Published in Journal of Official Statistics, 2 (1986), 337-338. Reprinted in European Political Data Newsletter, 63 (June, 1987), 10-12 Revised version published in Comparative Public Opinion, 4 (1987), 2-3.
13. Tom W. Smith, "A Summary of Findings from the General Social Survey," GSS Technical Report No. 70, Chicago: NORC, 1986, 28p.
14. Tom W. Smith, "Who, What, When, Where, and Why: An Analysis of Usage of the General Social Survey, 1972-1985," GSS Technical Report No. 68, Chicago: NORC, 1986, 17p.
15. Tom W. Smith, "Who, What, When, Where, and Why: An Analysis of Usage of the General Social Survey, 1972-1987," Chicago: NORC, July, 1988, 17p.
16. Tom W. Smith, "Who, What, When, Where, and Why: An Analysis of Usage of the General Social Survey, 1972-1989," Chicago: NORC, 1990, 17p.
17. Tom W. Smith, "The International Social Survey Program," Published in ICPSR Bulletin 11 (December, 1990): 1-2.
18. Tom W. Smith, "Who, What, When, Where, and Why: An Analysis of Usage of the General Social Survey, 1972-1991," Chicago: NORC, 1992, 19p.

19. Tom W. Smith and K. Heaney, "Who, What, When, Where, and Why: An Analysis of the Usage on the General Social _____ Surveys, 1972-1993," Chicago: NORC, July 1995, 17p.
20. Tom W. Smith, "Who, What, When, Where, and Why: An Analysis of the Usage of the General Social Surveys, 1972- _____ 1995," GSS Project Report No. 20, Chicago: NORC, 1996, 19p.
21. Tom W. Smith, "Tall Oaks from Small Acorns Grow: The General Social Surveys, 1971-1997," Chicago: NORC, 1997, 5p. Published in The Public Perspective, 8 (February/March, 1997), 28-30.
22. Tom W. Smith, "Who, What, When, Where, and Why: An Analysis of Usage of the General Social Survey, 1972-2000," _____ Chicago: NORC, July, 2000, 19p.

Other 1999-2000 research by the project staff includes:

1. Mark A. Chaves and Peter V. Marsden, "Congregations and Cultural capital: Religious Variations in Arts Activity," Paper _____ presented to the American Sociological Association, Washington, DC, August, 2000.
2. Peter V. Marsden, "Religious Americans and the Arts in the 1900s," in Crossroads of the Spirit: Religion and Art in American _____ Life, edited by Glenn Wallah and Alberta Arthurs. New York: The New Press, forthcoming.
3. Peter V. Marsden, "Interviewer Effects on Network Size for a Single-Generator Instrument," Paper presented to the _____ International Sunbelt Social Network Conference, Vancouver, April, 2000.
4. Jon D. Miller, Linda Kimmel, and Tom W. Smith, "The Causes and Treatment of Selected Diseases: A Social Science _____ Analysis of Public Understanding and Attitudes," Report for the Office of Behavioral and Social Science Research, 1999.
5. Knut Kalgradd Skjak, Janet Harkness, and Tom W. Smith, "Findings from a Seven-Country Modes Experiment," Paper _____ presented to the American Association of Public Opinion Research," Portland, May, 2000.
6. Tom W. Smith, "The 1999 National Gun Policy Survey of the National Opinion Research Center: Research Findings," _____ Chicago: NORC, April, 2000.
7. Tom W. Smith, "Does Knowledge of Science Breed Confidence in Science?" in Perceptions of Biotechnology: Public _____ Understanding and Attitudes, edited by Jon B. Miller. Cresskill, NJ: Hampton Press, forthcoming.
8. Tom W. Smith and Luis C. Martos, "Attitudes Toward and Experiences with Guns: A State-Level Perspective," Report _____ prepared for the Joyce Foundation, 1999.

APPENDIX U:
VARIABLES BY YEAR¹⁰

VARIABLE	QUESTION NUMBER	YEAR																										
		72	73	74	75	76	77	78	80	82	83	84	85	86	87	88	89	90	91	93	94A	94B	96A	96B	98A	98B	00A	00B
ABANY	206G						X	X	X	X	X	X		X	3	3	3	3	3	3	3	3	3	3	3	3	3	3
ABCARE	210										X																	
ABCHOOSE	951C																						4					
ABCON1	208D									X																		
ABCON2	208E									X																		
ABCON3	208F									X																		
ABDEFCT1	1012A																		4									
ABDEFCTW	1013A																		4						4			
ABDEFECT	206A	X	X	X	X	X	X	X	X	X	X	X		X	3	3	3	3	3	3	3	3	3	3	3	3	3	3
ABFIRM	209C									X	X																	
ABHAVE1	250A						X																					
ABHAVE2	250B						X																					
ABHAVE3	250C						X																					
ABHLTH	206C	X	X	X	X	X	X	X	X	X	X	X		X	3	3	3	3	3	3	3	3	3	3	3	3	3	3
ABIMP	209A									X	X																	
ABINFO	209B									X	X																	
ABLEGAL	251						X																					
ABNOMORE	206B	X	X	X	X	X	X	X	X	X	X	X		X	3	3	3	3	3	3	3	3	3	3	3	3	3	3
ABORCT	207		X																									
ABORT12	775B																										1	4
ABPOOR	206D	X	X	X	X	X	X	X	X	X	X	X		X	3	3	3	3	3	3	3	3	3	3	3	3	3	3
ABPOOR1	1012B																		4						4			
ABPOORW	1013B																		4						4			
ABPRO1	208A									X																		
ABPRO2	208B									X																		
ABPRO3	208C									X																		
ABRAPE	206E	X	X	X	X	X	X	X	X	X	X	X		X	3	3	3	3	3	3	3	3	3	3	3	3	3	3
ABROAD	1087																						4					
ABSENT	998																									4		
ABSINGLE	206F	X	X	X	X	X	X	X	X	X	X	X		X	3	3	3	3	3	3	3	3	3	3	3	3	3	3
ABSPNO	249						X																					
ACQNTSEX	1121B																4	4	4	4	4	4	4	4	4	4	4	4
ACTCHURH	330O													X														
ACTFARM	330L													X														
ACTFRAT	330A													X														
ACTGREEK	330J													X														
ACTHOBBY	330I													X														
ACTLIT	330M													X														
ACTNAT	330K													X														
ACTOTHER	330P													X														
ACTPOLIT	330D													X														
ACTPROF	330N													X														
ACTSCHL	330H													X														
ACTSERV	330B													X														
ACTSPORT	330F													X														
ACTUNION	330E													X														
ACTVET	330C													X														
ACTYOUTH	330G													X														
ADFORJOB	1007D																									4		
ADMIRBLK	522B																					4						
ADOPTION	628																						4					
ADULTS	34D	X	X	X	X	X	X	X	X	X	X	X	X	X	X	4	4	4	4	4	4	4	4	4	4	4	4	4
ADVANCES	436																		4									
ADVCFRND	790J																										1	4
ADVCHLD	790B																										1	4
ADVCOWRK	790I																										1	4
ADVFM	790E																										1	4
ADVISOR1	318J1											X	X															
ADVISOR2	318J2											X	X															
ADVISOR3	318J3											X	X															
ADVISOR4	318J4											X																
ADVISOR5	318J5											X																
ADVLIB	790L																										1	4
ADVOFRND	790K																										1	4
ADVPAR	790C																										1	4

¹⁰Refer to the end of Appendix U for an explanation of the coding of variables appearing in the years 1988-2000.

VARIABLE	QUESTION NUMBER	YEAR																											
		72	73	74	75	76	77	78	80	82	83	84	85	86	87	88	89	90	91	93	94A	94B	96A	96B	98A	98B	00A	00B	
ALLOWRAC	1095E																1												
AMBETTER	1077D																						4						
AMBORNIN	1076A																						4						
AMCHRSTN	1076E																						4						
AMCIT	1076B																						4						
AMCITIZN	1077A																						4						
AMCULT	1080A																						4						
AMENGLSH	1076D																						4						
AMFEEL	1076G																						4						
AMGOVT	1076F																						4						
AMICABLE	167H	X		X	X		X	X		X																			
AMICABLY	168H							X		X		X																	
AMICABLZ	169H							X																					
AMIMP	585																						4						
AMISSUE	516A																					4							
AMISSUE1	516D																					4							
AMLIVED	1076C																						4						
AMOWNWAY	1079D																						4						
AMPROGRN	1068																										4		
AMPROUD	518																						4						
AMRANK	517																					4							
AMSHAMED	1077B																						4						
AMSPORTS	1077F																						4						
AMTV	1079F																						4						
ANGRLAST	578																						4						
ANGRY	572Q																						4						
ANGRYEV	574E																						4						
ANGRYFAM	574B																						4						
ANGRYGVT	574C																						4						
ANGRYWHY	574D																						4						
ANGRYWRK	574A																						4						
ANOMIA1	177A	X	X		X																								
ANOMIA2	177B	X	X		X																								
ANOMIA3	177C	X	X		X																								
ANOMIA4	178A	X	X		X																								
ANOMIA5	178B	X	X		X	X		X	X		X	X		X	3	3	3	3	3	3	3								
ANOMIA6	178C	X	X		X	X		X	X		X	X		X	3	3	3	3	3	3	3								
ANOMIA7	179A	X	X		X	X		X	X		X	X		X	3	3	3	3	3	3	3								
ANOMIA8	179B	X	X		X																								
ANOMIA9	179C	X	X		X																								
ANRIGHTS	1047C																					4		4					
ANTESTS	1048C																					4		4				4	
ANTIREL	1035																4												
ANTIWAR	228C		X																										
ANXIOUS	572M																						4						
ANYDOC	715B																								4				
APPEMPS	1007E																								4				
ARREST	239		X	X		X	X		X	X		X																	
ART30	772L																										1	4	
ARTGN	796J																											1	
ARTGOD	687A																								4				
ARTINFO	786E																										1	4	
ARTISTS	687B																								4				
ARTMUS1	786B																										1	4	
ARTMUS2	786C																										1	4	
ARTMUS3	786F																										1	4	
ARTSCHAT	781																										1	4	
ARTSCHNG	782B																										1	4	
ARTSHR	780B																										1	4	
ARTSMIN	780A																										1	4	
ARTSNEW	782A																										1	4	
ARTVIEW	786D																									1	4		
ASHAMED	572F																						4						
ASKCOMP	1162J																											4	
ASKCRIME	1162B																						4	4		4		4	
ASKDRINK	1162F																						4	4		4		4	
ASKDRUGS	1162C																						4	4		4		4	
ASKFINAN	1162A																						4	4		4		4	
ASKFORGN	1162E																						4	4		4		4	
ASKFRBIZ	1162H																											4	
ASKFRTRV	1162I																											4	
ASKHELP	1007F																									4			
ASKMENTL	1162D																							4	4		4		4

VARIABLE	QUESTION NUMBER	YEAR																										
		72	73	74	75	76	77	78	80	82	83	84	85	86	87	88	89	90	91	93	94A	94B	96A	96B	98A	98B	00A	00B
BLNUMOK	289E									X	X	X																
BLNUMOKY	290B									X																		
BLUES	472D																			4								
BLUGRASS	472B																		4									
BOOKMARK	771E																									1	4	
BOOKS16	923																									4		
BORED	285A										X																	
BOREDOM	972D															4												
BORN	31					X	X	X	X	X	X	X	X	X	4	4	4	4	4	4	4	4	4	4	4	4	4	4
BORROW1	893A												X															
BORROW2	893B												X															
BORROWED	615																						4					
BOSSEMP	975A															4									4			
BOSSWRKS	961A															4												
BRASS	292E										X																	
BRAZIL	103E		X	X		X			X	X		X																
BREAKDWN	651B																						4					
BRKDAS1	666																						4					
BRKDAS2	666																						4					
BRKDDO1	669B																						4					
BRKDDO2	669B																						4					
BRKDDO3	669B																						4					
BRKDDUR	669B																						4					
BRKDHLP1	669B																						4					
BRKDHLP2	669B																						4					
BRKDHLP3	669B																						4					
BRKDIMP1	666																						4					
BRKDIMP2	666																						4					
BRKDIMP3	666																						4					
BRKDOTH	666																						4					
BRKDSYM1	666																						4					
BRKDSYM2	666																						4					
BRKDSYM3	666																						4					
BRKDTIME	669B																						4					
BRKDWHY1	669A																						4					
BRKDWHY2	669A																						4					
BRKDWHY3	669A																						4					
BROCALL	884C													X														
BRONUM	884													X														
BROTOME	884B													X														
BROVISIT	884A													X														
BUGGING	1170C																								4			
BURGLR	235		X	X		X	X		X	X		X	X		X	3	3	3	3	3	3							
BUSDECID	1060B																			4		4						4
BUSING	134A	X		X	X	X	X		X	X		X	X		1	1	4	1	1	1	1	1	1					
BUSING10	134B									X																		
BUSPOW	867																4						4					
BUSTAX	864												X															
BUYAUTO	621B																							4				
BUYBED	621A																							4				
BUYFIXES	621D																							4				
BUYHOME	621E																							4				
BUYINF12	774D																									1	4	
BUYINFGN	796A																											1
BUYIT12	774E																									1	4	
BUYLAW	621C																							4				
BWFRIEND	388																								4			
BYEMAIL	798E																											1
BYPHONE	798B																											1
CALLCOMP	789C																									1	4	
CALM	572B																						4					
CAMPING	473E																					4						
CAMWRK	1171H																											4
CANADA	103D			X	X		X		X	X		X	X		1	1	1	1	1	1	1							
CANTRUST	1037																								4			
CAPFIRM	85											X																
CAPIMP	83											X																
CAPINFO	84											X																
CAPPUN	82			X	X	X	X	X	X	X	X	X	X	X	4	4	4	4	4	4	4	4	4	4	4	4	4	4
CAPPUN2	81	X	X																									
CARBUY1	594H																							4				
CARBUYA	594A																							4				
CARBUYB	594B																							4				

VARIABLE	QUESTION NUMBER	YEAR																										
		72	73	74	75	76	77	78	80	82	83	84	85	86	87	88	89	90	91	93	94A	94B	96A	96B	98A	98B	00A	00B
DAUCALL	885C													X														
DAUNUM	885												X															
DAUTIME	885B												X															
DAUVISIT	885A												X															
DAYCARE1	926A														4													
DAYCARE2	926B														4													
DAYCARE3	926C														4													
DAYCARE4	926D														4													
DAYCARE5	926E														4													
DEATH16	274B						X	X		X	X		X	X	2	2	2	2	2	2								
DEATH5	274A						X	X		X	X		X	X	2	2	2	2	2	2								
DEATHPEN	1010B																	4										
DECAUTO	638A																							4				
DECBED	638B																							4				
DECIBLE	375A														4													
DECCHURH	375C														4													
DECGIFT	638C																							4				
DECMONEY	653																							4				
DECOTHS	375B														4													
DECSELF	375D														4													
DECTREAT	652																							4				
DEFSPDFG	279B							X																				
DEFSFDR	279A							X																				
DEFWRKEV	305										X																	
DEFWRKNW	305A										X																	
DEGREE	19	X	X	X	X	X	X	X	X	X	X	X	X	X	4	4	4	4	4	4	4	4	4	4	4	4	4	4
DEJAVU	111A										X				4	1												
DEMWORKS	877																							4				
DENKID	1025A																	4							4			
DENOM	104A	X	X	X	X	X	X	X	X	X	X	X	X	X	4	4	4	4	4	4	4	4	4	4	4	4	4	4
DENOM16	115A		X	X	X	X	X	X	X	X	X	X	X	X	4	4	4	4	4	4	4	4	4	4	4	4	4	4
DENSP	1026A																	4							4			
DEVIL	1019B																	4										
DIDLESSE	827																											4
DIDLESSP	825																											4
DIFRACE2	1180A																						4					
DIFRACE3	1180A																						4					
DINNER	955E																		4									
DISCAFF	414															4						4		3	3	3	3	3
DISCAFFM	561A																						4				1	1
DISCAFFW	561B																						4				1	1
DISCAFFY	533B																					4						
DISCWHY1	414A1																4											
DISCWHY2	414A2																4											
DISCWHY3	414A3																4											
DISCWHY4	414A4																4											
DISCWHY5	414A5																4											
DISCWHY6	414A6																4											
DIVBEST	948																					4						
DIVHUBBY	938														4													
DIVIFKD1	949A																					4						
DIVIFKID	935															4						4						
DIVKIDS	936															4												
DIVLAW	215A			X	X	X	X	X		X	X		X	X	1	1	1	1	1	1	1	1	1	1	1	1	1	1
DIVLAWY	215B							X																				
DIVNOKD1	949B																					4						
DIVNOKID	934															4												
DIVNOW	933															4												
DIVORCE	4B	X	X	X	X	X	X	X	X	X	X	X	X	X	4	4	4	4	4	4	4	4	4	4	4	4	4	4
DIVORCE5	268						X	X		X	X		X	X	2	2	2	2	2	2	2							
DIVREL1	269A						X	X		X	X																	
DIVREL4	269B						X	X		X	X																	
DIVWIFE	937														4													
DK	960I															4												
DOC1	722A																									4		
DOC2	722B																									4		
DOC3	722C																									4		
DOC4	722D																									4		
DOC5	722E																									4		
DOC6	722F																									4		
DOC7	722G																									4		
DOC8	722H																									4		
DOC9	722I																									4		

VARIABLE	QUESTION NUMBER	YEAR																										
		72	73	74	75	76	77	78	80	82	83	84	85	86	87	88	89	90	91	93	94A	94B	96A	96B	98A	98B	00A	00B
DOC10	722J																											4
DOC11	722K																											4
DOC12	722L																											4
DOC13	722M																											4
DOC14	722N																											4
DOC15	722O																											4
DOC16	722P																											4
DOC17	722Q																											4
DOC18	722R																											4
DOC19	722S																											4
DOC20	722T																											4
DOCLIST	715A																											4
DOCSUI	735F																											4
DOINGDYS	703C																							4	4			
DOINGFIN	703B																							4	4			
DOINGTRN	703A																							4	4			
DOONOWN	789G																										1	4
DOPOLINF	774A																										1	4
DOSPORTS	473K																			4								
DOTDATA	53A	X	X	X	X	X	X	X	X	X	X	X	X	X	X	4	4	4										
DOTGED	53D	X	X	X	X	X	X	X	X	X	X	X	X	X	X	4	4	4										
DOTPEOP	53B	X	X	X	X	X	X	X	X	X	X	X	X	X	X	4	4	4										
DOTPRES	53F	X	X	X	X	X	X	X	X	X	X	X	X	X	X	4	4	4										
DOTSVF	53E	X	X	X	X	X	X	X	X	X	X	X	X	X	X	4	4	4										
DOTTNG	53C	X	X	X	X	X	X	X	X	X	X	X	X	X	X	4	4	4										
DOUBTS1	378A															4									4			
DOUBTS2	378B															4									4			
DOUBTS3	378C															4												
DOUBTS4	378D															4												
DOWELL	960B																4											
DOWN1	895A												X															
DOWN2	895B												X															
DOWNBLUE	832																											4
DOWNCURE	836C																											5
DOWNFAM	836B																											5
DOWNFEEL	836E																											5
DOWNLOAD	791C																									1	4	
DOWNQOL	836A																											5
DOWNRELY	836D																											5
DRAFT	295									X	X	X																
DRAFTCO	296E									X																		
DRAFTCOL	296A									X																		
DRAFTDEF	296F									X																		
DRAFTEM	295B									X	X	X																
DRAFTFE	295A									X	X	X																
DRAFTFEM	295C									X	X	X																
DRAFTGAY	296D									X																		
DRAFTMAR	296B									X																		
DRAFTPAR	296C									X																		
DRAMA	690C																								4			
DRCTLINK	771B																									1	4	
DRINK	175					X	X	X		X	X		X	X	2	2	2	2	2	2	2							
DRIVLESS	1061D																			4		4						4
DRUGTEST	426C																			4				4	4			
DRUNK	175A					X	X	X		X	X		X	X	2	2	2	2	2	2	2							
DWELCITY	1187B									X	X	X																
DWELLING	1186									X	X	X	X	X	4	4	4	4	4	4	4	4	4	4	4	4	4	4
DWELNGH	1187A									X	X	X																
DWELOWN	1188									X	X	X	X	X	1	1	1	1	1	1	1	1	1	1	1	1	1	1
EARNDES	914																										4	
EARNMORE	555																						4					
EARNRS	36	X	X	X	X	X	X	X	X	X	X	X	X	X	4	4	4	4	4	4	4	4	4	4	4	4	4	4
EARNSMOR	830															4												
EATOUT	1058B																						3	4				
ECOMHRH	801A																											1
ECOMHRO	806A																											1
ECOMHRW	803C																											1
ECOMMINH	801A																											1
ECOMMINO	806A																											1
ECOMMINW	803C																											1
ECON12	775A																									1	4	
ECONFUTR	543																											
ECONGRN	1070C																						4					4

VARIABLE	QUESTION NUMBER	YEAR																										
		72	73	74	75	76	77	78	80	82	83	84	85	86	87	88	89	90	91	93	94A	94B	96A	96B	98A	98B	00A	00B
GODMEANS	1021C																		4						4			
GODOC	1191A																						3		4			
GODRIGHT	1034A																		4									
GODSELLS	389A																									4		
	389B																									4		
GODSWILL	650F																							4	4			
GODWATCH	677																								4			
GOMUSIC	473H																		4									
GOODLIFE	900																		X		2	2	2	2	2	2	2	2
GOOWNWAY	376D																	4							4			
GOSPEL	472H																							4				
GOVAID	194		X	X	X	X	X	X																				
GOVCARE	72																											
GOVCHEAT	1014B																									4		
GOVEDOP	905C																											
GOVEQINC	905B																										4	4
GOVERNOR	347																											
GOVJOBS	905D																											
GOVLESS	905E																											
GOVMENL	664																								4			
GOVMINC	8685												X												4			
GOVUNEMP	905F																											
GRACE	111E																											
GRACE16	363																											
GRANBORN	33						X	X	X	X	X	X	X	X	X	X	4	4	4	4	4	4	4	4	4	4	4	4
GRANLANG	742																										4	
GRASS	95		X		X	X			X	X	X	X	X	X	X	2	2	2	2	2	2	2	2	2	2	2	2	2
GRASSY	96								X																			
GRKIDNUM	888B													X														
GRNDEMO	1063C																											4
GRNECON	1062																											4
GRNINTL	1070A																											4
GRNLAWS	875																								4			
GRNMONEY	1063B																											4
GRNPRICE	1050A																											4
GRNPROG	1048A																											4
GRNSIGN	1063A																											4
GRNSOL	1050C																											4
GRNTAXES	1050B																											4
GRNTEST1	1053A																											4
GRNTEST2	1053B																											
GRNTEST3	1053C																											4
GRNTEST4	1053D																											4
GRNTEST5	1053E																											
GRNTEST6	1053F																											
GRNTEST7	1053G																											
GRPARNUM	888A														X													
GRTBOOKS	475D																											
GRWTHARM	1048F																											4
GRWTHHELP	1048C																											4
GUERILLA	303F																											
GUN	230			X		X	X		X	X	X	X	X	X	X	2	2	2	2	2	2	2						
GUN12	775H																										1	4
GUNAGE	230A			X		X	X		X	X	X	X	X	X	2	2	2	2	2	2								
GUNFIRM	89																											
GUNIMP	87					X																						
GUNINFO	88																											
GUNLAW	86		X	X	X	X	X		X	X	X	X	X	X	3	3	3	3	3	3	3	3	3	3	3	3	3	3
GUNNER	292H																											
GUNNUM	230B			X		X	X		X	X	X	X	X	X														
GVTAPART	519A																											4
GVTMELT	519B																											4
HAGGLE	632																											
HAPBOYS	551																											4
HAPFEEL	572D																											4
HAPGIRLS	550																											4
HAPIFWRK	924D																4											
HAPMAR	158			X	X	X	X	X	X	X	X	X	X	X	X	4	4	4	4	4	4	4	4	4	4	4	4	4
HAPPY	157		X	X	X	X	X	X	X	X	X	X	X	X	X	4	4	4	4	4	4	4	4	4	4	4	4	4
HAPROM	547																											4
HAPUNHAP	1009																											4
HARMGOOD	1046B																											4

G O D S P O R T

VARIABLE	QUESTION NUMBER	YEAR																											
		72	73	74	75	76	77	78	80	82	83	84	85	86	87	88	89	90	91	93	94A	94B	96A	96B	98A	98B	00A	00B	
KDTMKID1	810A																											4	
KDTMKID2	810B																											4	
KDTMKID3	810C																											4	
KDTMKID4	810D																											4	
KDWORK1	504																				4								
KDWORK2	505																				4								
KDWRKSLF	507																				4								
KDYRBRN1	503																				4								
KDYRBRN2	503																				4								
KDYRBRN3	503																				4								
KDYRBRN4	503																				4								
KDYRBRN5	503																				4								
KDYRBRN6	503																				4								
KDYRBRN7	503																				4								
KDYRBRN8	503																				4								
KDYRBRN9	503																				4								
KID5UP	393																								4		4	4	
KIDBEAT	858E											X																	
KIDDRUGS	858A											X																	
KIDEDPAR	858G											X																	
KIDEMPTY	932F												4							4									
KIDFIN	932E												4																
KIDHLTH	858F											X																	
KIDJOY	932B												4							4									
KIDLESS	932D												4																
KIDNEEDY	858D											X																	
KIDNOFRE	932C												4							4									
KIDOUT	858C											X																	
KIDSKIPS	858B											X																	
KIDSOL	198B																			2	2	2	2	2	2	2	2	2	
KIDSUFFR	924B												4							4									
KIDTRBLE	932A												4																
KIDXFILM	858H											X																	
KING	113J										X	X																	
KNOMENTL	1166																									4		4	
KNOWKID1	811A																									4		4	
KNOWKID2	811B																											4	
KNOWKID3	811C																											4	
KNOWKID4	811D																											4	
KNOWN1	320 1											X																	
KNOWN2	320 2											X																	
KNOWN3	320 3											X																	
KNOWN4	320 4											X																	
KNOWN5	320 5											X																	
KNWASN	757E																										4		
KNWBLK	757B																										4		
KNWHISP	757D																										4		
KNWJEW	757C																										4		
KNWMHOSP	667																						4						
KNWNPROZ	723C																									4			
KNWPATNT	669																						4						
KNWWHT	757A																										4		
LABORPOW	866											X												4					
LANDWAR	303B											X																	
LANGCOM	743																										4		
LANGWRK	744																										4		
LAPSED	365												4																
LASTJOB	912												X																
LASTSLF	912A											X																	
LATIN	472J																				4								
LAUNDRY	955A																					4							
LAW1	1152F																												
LAW2	1152F																												
LAW3	1152F																												
LAW4	1152F																												
LAW5	1152F																												
LAW6	1152F																												
LAW7	1152F																												
LAWFIRM	93C											X																	
LAWIMP	93A											X																	
LAWINFO	93B											X																	
LAWYER	607																								4				

VARIABLE	QUESTION NUMBER	YEAR																										
		72	73	74	75	76	77	78	80	82	83	84	85	86	87	88	89	90	91	93	94A	94B	96A	96B	98A	98B	00A	00B
ONENATN	1075																						4					
ONLINE	789A																										1	4
OPABLE	899E														X													
OPAMBIT	899D														X													
OPCLOUT	899H														X													
OPEDEC	899C														X													
OPENMIND	400D																	4										
OPERA	472M																			4								
OPFAMILY	850C											X																
OPHRDWRK	899F														X													
OPKNOW	899G														X												4	
OPOUTCME	469																			4								
OPPARED	899B														X													
OPPOL	899M														X													
OPPROF	850B											X																
OPRACE	899I														X													
OPREGION	899K														X													
OPRELIG	899J														X													
OPRICH	850A											X																
OPSEX	899L														X													
OPWLTH	899A														X												4	
ORGANSB	626A																							4				
ORGANSW	626B																							4				
ORGFIN	419																		4									
ORGMONEY	445																		4									
ORGSIZE	697D																								4		4	
ORHEALER	660F																								4			
ORMEDDOC	660C																								4			
ORMNTLDC	660D																								4			
ORMNTLHS	660J																								4			
ORMNTLOT	660E																								4			
OROTCMED	660H																								4			
ORRXMED	660I																								4			
ORSLFHLP	660G																								4			
ORTLKCLR	660B																								4			
ORTLKFM	660A																								4			
OTCMED	659H																								4			
OTH1	1152H																			2								
OTH2	1152H																			2								
OTH3	1152H																			2								
OTH4	1152H																			2								
OTH5	1152H																			2								
OTH16	115A		X	X	X	X	X	X	X	X	X	X	X	X	X	X	4	4	4	4	4	4	4	4	4	4	4	4
OTHBEST	739D																										4	4
OTHCHRCH	398A																										4	4
OTHDUTY1	444A																									4		
OTHDUTY2	444B																									4		
OTHDUTY3	444C																									4		
OTHDUTY4	444D																									4		
OTHDUTY5	444E																									4		
OTHDUTY6	444F																									4		
OTHDUTY7	444G																									4		
OTHER	104A	X	X	X	X	X	X	X	X	X	X	X	X	X	X	4	4	4	4	4	4	4	4	4	4	4	4	4
OTHER1	318K1											X	X	X														
OTHER2	318K2											X	X	X														
OTHER3	318K3											X	X	X														
OTHER4	318K4											X	X	X														
OTHER5	318K5											X	X	X														
OTHERSEX	1121E																4	4	4	4	4	4	4	4	4	4	4	4
OTHFAM1	318E1											X	X	X														
OTHFAM2	318E2											X	X	X														
OTHFAM3	318E3											X	X	X														
OTHFAM4	318E4											X	X	X														
OTHFAM5	318E5											X	X	X														
OTHHRS	980																		4									
OTHLANG	739A																										4	
OTHLANG1	739B																										4	
OTHLANG2	739C																										4	
OTHLOBBY	346													X														
OTHPAY	455																			4								
OTHREL	1193C																							3		4		
OTHREL1	1194																							3		4		
OTHREL2	1194																							3		4		

VARIABLE	QUESTION NUMBER	YEAR																										
		72	73	74	75	76	77	78	80	82	83	84	85	86	87	88	89	90	91	93	94A	94B	96A	96B	98A	98B	00A	00B
SBYBRN9	508																				4	4						
SCHL30	772C																										1	4
SCHLETH	536C																					4						
SCHLHEAD	349														X													
SCHLPRAY	1033																	4										
SCHOOL	228E		X																									
SCHOOLNG	462A																	4										
SCI30	772T																									1	4	
SCICHNG	357B															4												
SCIFAITH	1046A																		4		4							4
SCIGRN	1046D																		4		4							4
SCIMORAL	357D															4												
SCIPRY	357C															4												
SCISOLVE	357A															4												
SCITEST1	1052A																		4		4							
SCITEST2	1052B																		4		4							4
SCITEST3	1052C																		4		4							
SCITEST4	1052D																		4		4							4
SCITEST5	1052E																		4		4							4
SCIWORSE	1046C																		4		4							
SECBUDGT	1164D																						4			4		
SECDIPLO	1164A																						4			4		
SECDOCS	1160																				4	4				4		
SECJOB	962A															4										4		
SECMILOP	1164B																					4			4			
SECPRVCY	1163																				4							
SECTECH	1159																				4	4			4			
SECTERR	1164C																					4			4			
SEEFILM	1191C																						3					
SEEMOVIE	473L																								4			
SEENMNTL	709																									4		
SEI	1223															4	4	4	4	4	4	4	4	4	4	4	4	4
SELFHELP	468G																							4				
SELFIRST	468A																			4		4						
SELFRESP	583																					4						
SELLAUTO	617B																							4				
SELLBABY	629																							4				
SELLBED	617A																							4				
SELLHOME	617C																							4				
SELLORGN	627																							4				
SELLSEX	630A																							4				
SERIOUSP	649																							4				
SERVEGRP	334A																											
SETHOURS	991															X										4		
SETPRICE	861B																	4					4					
SETWAGE	758A																	4					4					
SEX	23	X	X	X	X	X	X	X	X	X	X	X	X	X	X	4	4	4	4	4	4	4	4	4	4	4	4	4
SEX1	316 1																											
SEX2	316 2																											
SEX3	316 3																											
SEX4	316 4																											
SEX5	316 5																											
SEXEDUC	214			X	X		X			X	X					1	1	1	1	1	1	1	1	1	1	1	1	1
SEXEMP	960F																4											
SEXFREQ	1123																4	4	4	4	4	4	4	4	4	4	4	4
SEXFREQ1	1124																4											
SEXFREQ2	1125																4											
SEXHAR	953																				4		4					
SEXPROMO	434																					4						
SEXSEX	1122															4	4	4	4	4	4	4	4	4	4	4	4	4
SEXSEX5	1131																4	4	4	4	4	4	4	4	4	4	4	4
SHAKEBLU	572A																							4				
SHARESEP	553B																						4					
SHOPFOOD	955D																				4							
SHOPMOVE	396																									4		
SHOPNUM	397																									4		
SHOPREL	395																									4		
SHOTGUN	237A		X	X		X	X			X	X				X	3	3	3	3	3	3	3	3	3	3	3	3	3
SHOWANGR	573E																							4				
SHOWFEEL	573F																							4				
SIBDEATH	275D							X	X		X	X			X	X	2	2	2	2	2	2						

VARIABLE	QUESTION NUMBER	YEAR																										
		72	73	74	75	76	77	78	80	82	83	84	85	86	87	88	89	90	91	93	94A	94B	96A	96B	98A	98B	00A	00B
USMIXED	752																										4	
USREP	348													X														
USSAT	587B																						4					
USSPY	1172A																											4
USTERROR	1172C																											4
USUN	100	X		X	X		X		X	X		X	X		1	1	1	1	1	1								
USUPSET	587G																						4					
USWAR	97	X		X	X		X		X	X		X																
USWARY	98					X						X	X		1	1	1	1	1	1	1	1	1	1	1	1	1	1
USWHT	751A																										4	
USWORRY	587A																						4					
VALART	645H																							4				
VALEDOC	645B																							4				
VALENVIR	645E																							4				
VALFOUND	645L																							4				
VALHLTH	645A																							4				
VALHUMAN	645D																							4				
VALINFRM	645N																							4				
VALINTL	645M																							4				
VALOTH	645O																							4				
VALPOL	645J																							4				
VALPUB	645F																							4				
VALREC	645G																							4				
VALRELIG	645C																							4				
VALWORK	645I																							4				
VALYOUTH	645K																							4				
VERDICT	846											X					4							4				
VERSION	1233																					4	4	4	4	4	4	4
VETAID	304																											
VETFAM	297																											
VETFAMNW	297A																											
VETKIND	1181A		X	X		X	X		X	X	X																	
VETYEARS	1181		X	X		X	X		X	X	X	X			1	1	1	1	1	1	1							
VIGFRND	656C																							4				
VIGGRP	656E																							4				
VIGLABEL	651E																							4				
VIGMAR	656F																							4				
VIGNEI	656A																							4				
VIGSOC	656B																							4				
VIGVERSN	648																							4				
VIGWORK	656D																							4				
VIOLASNS	403C 4																	4										4
VIOLBLKS	403C 3																	4										4
VIOLHSPS	403C 5																	4										4
VIOLJEWS	403C 2																	4										4
VIOLSO	403C 6																	4										
VIOLWHTS	403C 1																	4										4
VISIONS	111C														4	1												
VISITART	473B																									4		
VISITORS	1208			X	X	X	X	X	X	X	X	X	X	X	4	4	4	4	4	4	4	4			4	4		
VOLART	640H																								4			
VOLARTS	692																									4		
VOLEDOC	640B																							4				
VOLENVIR	640E																							4				
VOLFOUND	640L																							4				
VOLHLTH	640A																							4				
VOLHUMAN	640D																							4				
VOLINFRM	640N																							4				
VOLINTL	640M																							4				
VOLOTH	640O																							4				
VOLPOL	640J																							4				
VOLPUB	640F																							4				
VOLREC	640G																							4				
VOLRELIG	640C																							4				
VOLWKCHR	1040B																									4		
VOLWKOTH	1040D																									4		
VOLWKPOL	1040A																									4		
VOLWKREL	1040C																									4		
VOLWORK	640I																							4				
VOLYOUTH	640K																								4			

VARIABLE	QUESTION NUMBER	YEAR																										
		72	73	74	75	76	77	78	80	82	83	84	85	86	87	88	89	90	91	93	94A	94B	96A	96B	98A	98B	00A	00B
XHAUSTN	972A																											
XMARSEX	218		X	X		X	X		X	X		X	X		X	3	3	3	3	3	3	3	3	3	3	3	3	3
XMARSEX1	1011B																											
XMOVIE	223A		X		X	X		X	X		X	X		X	X	2	2	2	2	2	2	2	2	2	2	2	2	2
XMOVIE1	223B																											
XNORCSIZ	52A	X	X	X	X	X	X	X	X	X	X	X	X	X	X	4	4	4	4	4	4	4	4	4	4	4	4	4
YEAR	*	X	X	X	X	X	X	X	X	X	X	X	X	X	X	4	4	4	4	4	4	4	4	4	4	4	4	4
YEARLY	707E																								4	4		
YOUMONEY	447																	4										
YOUNGEN	172								X																			
YOURSELF	571F																						4					
YOUSUP	439A																											
YRJOBEND	1002																										4	
YRSFIRM	960A																											
ZODIAC	1231				X	X	X	X	X	X	X	X	X	X	X	4	4	4	4	4	4	4	4	4	4	4	4	4

Note: For variables appearing in the years 1988-2000 the following coding scheme was used to note the ballots on which the variables occurred (see Appendix Q):

- 1 - appears on ballots A and B,
- 2 - appears on ballots B and C,
- 3 - appears on ballots A and C,
- 4 - appears on ballots A, B, and C,
- 5 - appears only on ballot A,
- 6 - appears only on ballot B,
- 7 - appears only on ballot C.

The A and B samples in 1994-2000 can be distinguished by the variable version as follows:

	1994	1996	1998	2000
Sample A	1-6	1-3	1-3	1-3
Sample B	7-9	4-6	4-6	4-6

SUBJECT INDEX TO QUESTIONS

SUBJECT	MNEMONICS	Q. #
ABORTION Arguments pro and con In case of . . . any reason birth defects family planning inability to afford children rape threat to woman's health woman unmarried Salience of issue Spousal consent Supreme Court ruling	ABPRO1-3, ABCON1-3, ABIMP, ABINFO, ABFIRM ABANY, ABCHOOSE, ABLEGAL ABDEFECT, ABNOMORE, ABHAVE1, ABDEFCT1, ABDEFCTW, GENEABRT ABPOOR, ABHAVE3, ABPOOR1, ABPOORW ABRAPE ABHLTH, ABHAVE2 ABSINGLE SALABORT ABSPNO ABORCT	208A-F, 209A-C 206G, 951C, 251 206A-B, 250A, 1012A, 1013A, 1144 206D, 250C, 1012B, 1013B 206E 206C, 250B 206F 267D 249 207
AFFIRMATIVE ACTION Blacks benefit at expense of whites Chances adversely affected at work Men/Women benefit at expense of opposite sex Program at work Racial quotas R favors or opposes for blacks for women Special treatment	DISCAFF, COLAFF, COLAFFY, DISCAFFY RDISCAFF DISCAFFM, DISCAFFW AFFACT RACQUOTA AFFRMACT, JOBAFF FEJOBFAFF, FEHIRE HELPBLK	414, 532A-533B 544A 561A-B 413 408D 153A, 534 552, 568 312
African-Americans, See BLACKS, RACE		
AGE At birth of first child At time of interview Birth Cohort See also DATE OF BIRTH, MARITAL STATUS	AGEKDBRN AGE COHORT	14 13 1228
AGED Government responsibility for Living with grown children	NATSOC, SPRETIRE, AIDOLD AGED	66M, 862F, 870D 174
AIDS Characteristics of victims known to R. Government policy Disability benefits Government pay health care costs Identification tags for AIDS victims Information campaign for safe sex Safe sex education in schools Testing By insurance companies Mandatory testing before marriage	AIDSKNOW, AIDSWHO2-3, AIDSDEAD, AIDSSEX2-3, AIDSAGE2-3, AIDSRADE, AIDSREG2-3, AIDSDED2-3, AIDSRADE, AIDSRADE2-3 AIDSFARE AIDSHLTH AIDSIDS AIDSADS AIDSSXED AIDSINSR AIDSMAR	1103-1109E 1118D 1117D 1118C 1117B 1118B 1117C 1118A
Alcohol, See DRINKING		
ALIENATION Government Society See also ANOMIA, CONFIDENCE	ALIENAT1, ALIENAT6 ALIENAT2-5	156A, 156F 156B-D

SUBJECT INDEX TO QUESTIONS

SUBJECT	MNEMONICS	Q. #
Administration, See INTERVIEW		
African Americans, See BLACKS		
Alimony, See MARITAL STATUS		
Animals, See ENVIRONMENT		
ANOMIA		
Condition of average person today	ANOMIA5	178B
Evaluation of future	ANOMIA6	178C
Importance of money	ANOMIA1,3	177A,C
Live for today?	ANOMIA4	178A
Responsibility to self or others?	SELFIRST	468A
Trust in public officials	ANOMIA7	179A
Trust in people	ANOMIA8-9, CANTRUST	179B-C, 1037
Wonder if anything worthwhile	ANOMIA2	177B
See also ALIENATION, CONFIDENCE, PEOPLE, SUCCESS, TRUST		
Armed forces, See MILITARY		
ARREST (R.'s)		
See also CRIME	ARREST, TICKET	239, 238
ART/THE ARTS (and literature)		
Ability to judge art	JUDGEART	475A
Aim of art	AIMOFART	689
Artists should be able to support themselves	ARTISTS	687B
"Great books"		
Literature by minority authors	GRTBOOKS	475D
Modern painting does not reflect talent	GRTBOOKS, PCLIT	475D, 475G
Popular culture	MODPAINT	475E
Spending priorities for arts		
See also COMPUTERS AND INTERNET	EXCELART	475H
	SPARTS, NATARTS, NATIART, STATEART, LOCALART	862H, 686, 693A-B
ASIAN-AMERICANS		
Characteristics ascribed to . . .		
Attitudes to welfare	FAREASNS	403E
Attitudes to work	WORKASNS	403B
Commitment to fair and equal treatment of all groups	FAIRASNS	737E
Commitment to family	FAMASNS	736E
Influence of	INFLUASNS	409D
Intelligence of	INTLASNS	403D
Patriotism	PATRASNS	403F
Proneness to violence	VIOLASNS	403C
Wealth	WLTHASNS	403A
Discrimination against	ASNJOBS, ASNHOUSE	410C, 411C
Estimated percentage in local community	COMASN	755E
Estimated percentage in US	USASN	751E
Government pays proper attention to	ASNGOVT	539D
Know any. . .	KNWASN	757E
Feel close to	ASNCLS	762E
How know (school, community, related, work)	ASNSCHL, ASNCOM, ASNREL, ASNWRK	762A-D
Living in neighborhood	LIVEASNS, HSPASN10	404A, 528, 753
Population will grow	ASNCHNG	
Relative marrying	MARASIAN	405C
Associations, See VOLUNTARY ASSOCIATIONS		
ASTROLOGICAL SIGN	ZODIAC	1231

SUBJECT INDEX TO QUESTIONS

SUBJECT	MNEMONICS	Q. #
Atheism, See CIVIL LIBERTIES, RELIGION		
AUTHORITY Attitudes to Obeying law Young people and elders See also OBEY LAW	OWNTHING, TALKBACK PUBDEF, PUBECON, OBEYLAW YOUNGEN	400A-B 839A-B, 840 172
Automobiles, See PURCHASES/TRANSACTIONS		
Banks and financial institutions, See CONFIDENCE, FINANCIAL INSTITUTIONS AND BANKS		
Bible, See RELIGION		
BIRTH CONTROL Information availability Information available to teenagers Teenagers' use	PILL TEENPILL PILLOK, SPPIIL	213A 213B 213C, 1150J
Birth Defects, See ABORTION, GENETIC TESTING		
BIRTH ORDER See also SIBLINGS	SIBORDER	1140
BLACKS Characteristics ascribed to ... Attitudes to welfare Attitudes to work Change in conditions for Commitment to fair and equal treatment of all groups Commitment to family Estimated percentage in local community Estimated percentage in US Influence of Intelligence of Patriotism Proneness to violence Wealth Discrimination against Express admiration/sympathy for blacks Favoritism in overcoming prejudice Feel close to blacks Government pays proper attention to Know any. . . Feel close to How know (school, community, related, work) Living in neighborhood Population will grow Relative marrying See also AFFIRMATIVE ACTION, DEMONSTRATIONS, ETHNICITY, MILITARY, OPPORTUNITY, RACE, SAMPLE, UNITED STATES	FAREBLKS WORKBLKS BLKSIMP FAIRBLKS FAMBLKS COMBLK USBLK INFLUBLK INTLBLKS PATRBLKS VIOLBLKS WLTHBLKS BLKJOBS, BLKHOUSE SYMPTBLK, ADMIRBLK WRKWAYUP, DISCAFF, COLAFF, COLAFFY, DISCAFFY, JOBAFF, DISCWHY1, DISCWHY2, DISCWHY3, DISCWHY4, DISCWHY5, DISCWHY6 CLOSEBLK BLKGOVT KNWBLLK BLKCLS BLKSCHL, BLKCOM, BLKREL, BLKWRK LIVEBLKS BLKCHNG MARBLK	403E 403B 154 737B 736B 755B 751B 409C 403D 403F 403C 403A 410B, 411B 522A-B, 153B, 532A-534, 414A1-414A6 155A 539B 757B 759E 759A-D 404B 753B 405B
Bored, See ANOMIA, LIFE OUTLOOK, TIME		
Brazil, See COUNTRIES		

SUBJECT INDEX TO QUESTIONS

SUBJECT	MNEMONICS	Q. #
Brothers, See SIBLINGS		
BURGLARY See also CRIME, ROBBERY	BURGLR	235
BUSINESS Confidence in Government control or ownership of Importance of Power of Taxes on See also CONFIDENCE, CORPORATIONS, ECONOMY	CONFINAN, CONBUS, CONFINAY, CONBUSY OWNPOWER, OWNMASS, OWNSTEEL, OWNBANKS, OWNAUTOS PRIVENT BUSPOW BUSTAX	165A-B, 166A-B 869A-E 1044 867 864
Busing, See RACE		
Bush, George, See POLITICAL		
Canada, See COUNTRIES		
CAPITAL PUNISHMENT For murder Dimensions of opinion	CAPPUN2, CAPPUN, DEATHPEN CAPIMP, CAPINFO, CAPFIRM	81, 82, 1010B 83-85
Carter, Jimmy, See POLITICAL		
CHILDREN Adoption guidelines Age at birth of first child Arguments for and against having children Benefits/Hurts from traditional household arrangement Children of R. still living Day care Desirable qualities of children	ADOPTION AGEKDBRN KIDTRBLE, KIDJOY, KIDNOFRE, KIDLESS, KIDFIN, KIDEMPTY CHLDBEN, CHLDHRT KDALIVE1-9 DAYCARE1-5 MANNERS, SUCCESS, HONEST, CLEAN, JUDGMENT, CONTROL, ROLE, AMICABLE, OBEYS, RESPONSI, CONSIDER, INTEREST, STUDIOUS, MANNERSY, SUCCESSY, HONESTY, CLEANY, JUDGMENY, CONTROLY, ROLEY, AMICABLY, OBEYSY, RESPONSY, CONSIDEY, INTERESY, STUDIOUY, MANNERSZ, SUCCESSZ, HONESTZ, CLEANZ, JUDGMENZ, CONTROLZ, ROLEZ, AMICABLZ, OBEYSZ, RESPONSZ, CONSIDEZ, INTERESZ, STUDIOUZ, OBEY, POPULAR, THNKSELF, WORKHARD, HELPOTH, OBRESPCT, CHLDSEX, CHLDSEX1, OBEYTHNK	628 14 932A-F 563C, 564C 503 962A-E 167-170, 541, 171A, 171B, 1043
Educational attainment of R.'s children	KDEDUC1-9	503
Education, R.'s children attend Public school Home school Catholic School Christian School Religious School Private School Other School Expected standard of living for R's children	PUBSCH HOMESCH CATHSCH CHRISCH RELSCH PRIVSCH OTHSCH KIDSSOL	394 394A1 394A2 394A3 394A4 394A5 394A6 198B

SUBJECT INDEX TO QUESTIONS

SUBJECT	MNEMONICS	Q. #
Government protection of	KIDDRUGS, KIDSKIPS, KIDOUT, KIDNEEDY, KIDBEAT, KIDHLTH, KIDEDPAR, KIDXFILM	858A-H
Government spending on . . .		
Child care for poor children	SPPOORKD	1150D
Child care for working parents	SPWRKPAR	1150E
Contraceptive services	SPPILL	1150J
Drug abuse treatment	SPDRUGS	1150H
Health care	SPHLTHKD	1150B
Housing for poor families		
with children	SPHOMEKD	1150F
Nutrition programs	SPFOODKD	1150I
Prenatal care	SPPREGNT	1150A
Preschool programs/Head Start	SPHEADST	1150C
Services for disabled/ill children	SPDSABKD	1150G
Working parents	CHLDCARE	951B
Women should receive maternity leave	MAPAID	951A
Importance of having children	IMPKIDS	477C
Living conditions,		
compared with 10 years ago . . .		
Acquiring job skills	CHLDSKLS	1148H
Education quality	CHLDEDUC	1148A
Health care	CHLDHLTH	1148G
Housing	CHLDHOME	1148F
Love and attention from parents	CHLDLOVE	1148B
Moral or religious training	CHLDMORL	1148D
Safety of neighborhoods	CHLDSAFE	1148C
Supervision/discipline from parents	CHLDSUP	1148E
Time children spend with parents	CHLDTIME	1148I
Media influence on	INFFILMS, INFPUPTV, INFNETTV, INFADSTV, INFMUSIC	1149A-E
Number, ever had	CHILDS	12
Number, older than five	KID5UP	393
Number, R. expects to have	CHLDIDEL, CHLDMORE, CHLDNUM, CHLDSOON	211, 212
Number, ideal	NUMKIDS, NOKIDS, ONEKID, TWOKIDS, THREKIDS, FOURKIDS	930, 931A-E
Problems with own children	HLTH8, FAMPER4, LAW7, OTH3	1152A48, 1152E4, 1152F7, 1152H3
Reasons why women are more likely than	FEKIDS1-5	566A-E
men to take care of children		
Relation to R.	KDREL1-9	503
Roles of others in the lives of...	ROLECCP, ROLEMA, ROLEPA, ROLECLRG, ROLEGP, ROLETCHR	1147A-F
Selected Child of R.	KDPICKED	503
Sex of R's children	KDSEX1-9	503
Spanking	SPANKING	225
Spend enough time with	TIMEKID1-4, SPTMKID1-4, KDTMKID1-4	808A-D, 809A-C, 810A-D
Surrogate Motherhood, Ethics of	SELLBABY	629
Work status of R.'s child	KDWORK1-2, KDEVWORK, KDOCC80, KDPRES80, KDWRKSLF, KDIND80	504-505, 506, 507
Year R's children were born	KDYRBRN1-9	503
See also DIVORCE, DRINKING, DRUG USE and ADDICTION, FAMILY CONTACT, MARRIAGE		
China, See COUNTRIES		
Church, See RACE, RELIGION		
Cities, See RESIDENCE, SATISFACTION, UNITED STATES		

SUBJECT INDEX TO QUESTIONS

SUBJECT	MNEMONICS	Q. #
CITIZEN OBLIGATIONS	OBVOTE, OBVOL, OBJURY, OB911, OBENG, OBKNOW, OBMEPAX, OBMEWAR, OBFEPAX, OBFEGWAR	308A-J
CIVIL LIBERTIES Allow speech offensive to racial or religious groups Free press Police surveillance Rights of . . . Atheists Communists Critics of religion Demonstrators Gays and Lesbians Militarists Racists Revolutionaries Socialists Wiretapping See also CAPITAL PUNISHMENT, DEMONSTRATIONS, OBEY LAW, RACE Class, See SOCIAL CLASS Clinton, Bill, See POLITICAL	ETHSPKOK, ETHSPKNO, SPKRAC PUBDEF, PUBECON CRIMTAIL, CRIMTAP, CRIMREAD, CRIMHOLD, MANTAIL, MANTAP, MANREAD, MANHOLD SPKATH, COLATH, LIBATH SPKCOM, COLCOM, LIBCOM, FORBDCOM, ALLOWCOM ANTIREL, IRRELART PROTSTRS SPKHOMO, COLHOMO, LIEHOMO SPKMIL, COLMIL, LIBMIL RACSPEAK, RACTCH15, RACPUB, RACISTS, FORBDRAC, ALLOWRAC, COLRAC, LIBRAC, RACTEACH REVSPEAK, REVTCH15, REVPUB, REVOLTERS SPKSOC, COLSOC, LIBSOC WIRTAP, CRIMTAP, MANTAP	521A-B, 77A 839A-B 844, 845A-B 75A-C 78A-B, 1095A, 1095D 1035, 688 871A 80A-C 79A-C 843A-C, 871C, 1095B, 1095E, 77B, 77C, 263C 842A-C, 871B 76 94, 844B, 845B
COHABITATION Cohabitation in household Good idea before marriage Morality of R's marital status Type of relationship desired With someone you didn't marry With spouse before marriage With steady romantic partner Vs. marriage (men) Vs. marriage (women) See also WOMEN, SEX	RELATE1-14, RELHHD1-14 COHABFST COHABOK POSSLQ TRADMOD, SHARESEP, EMOTEOTH LIVNOWED COHABIT LIVWITH MEMARRY FEMARRY	1198-1199 947C 947B 887 553A-C 950 942 546 928 927
College, See CIVIL LIBERTIES, EDUCATION		
COMMUNISM As form of government See also CIVIL LIBERTIES, COUNTRIES	COMMUN, COMMUN10	101, 102
Community, See RESIDENCE		
COMPUTERS AND INTERNET Arts and the Web. . . Use Web for visual arts Get museum/gallery information For pictures of art works Get artist information Went to a gallery because of the Web Time visiting entertainment/culture sites Chat on entertainment/culture topics Learned something new from entertainment/culture on the Web	WWWART ARTMUS1 ARTMUS2, ARTVIEW ARTINFO ARTMUS3 ARTSMIN, ARTSHR ARTSCHAT ARTSNEW, ARTSCHNG	786A 786B 786C, 786D 786E 786F 780A, 780B 781 782A, 782B

SUBJECT INDEX TO QUESTIONS

SUBJECT	MNEMONICS	Q. #
Computer usage	COMPUSE	767A
At home	COMPHOME, USEHOME, NUMHOME	799A-C, 804A-E
At other location	COMPOTH, COMSCHL, COMPLIB, COMPFRI, COMPELSE, MOSTLOC	805
At work	COMPWORK	802
E-mail usage. . .		
From whom	EMWRKLOC, EMWRKAWY, EMFAMLOC, EMFAMOTH, EMFRI, EMCHURCH, EMGROUPS	807A-K
Number send/receive	EMSENT, EMGET	
Personal	EMSENTP, EMGETP	
Ever first meet someone over the		
Internet	WWWPERSON	788A
Meet coworker	WWWCOWRK	788D
Meet friend	WWWFRND	788G
Meet girlfriend/boyfriend	WWWGFBF	788C
Meet neighbor	WWWNEI	788F
Meet other business associate	WWWBIZ	788E
Meet partner	WWWSP	788B
Meet volunteer	WWWVOL	788H
Help and support with computers and		
software. . .		
Ask coworker	ASKWORK	789D
Ask someone else	ASKOTHER	789E
Call company	CALLCOMP	789C
Figure it out yourself	DOONOWN	789G
Pay someone	PAYOTHER	789F
Use online help	ONLINE	789A
Use printed manual	MANUAL	789B
Who can ask for help	ADVSP, ADVCHLD, ADVPAR, ADVSIB, ADVFM, ADVTCHR, ADVSTU, ADVSUP, ADVCOWRK, ACVCFRND, ADVOFRND, ADVLIB	790A-L
Information skills assessment. . .		
Name search engine	SRCHENG1, SRCHENG2	791A, 791B
Download a file	DOWNLOAD	791C
Upload a file	UPLOAD	791D
Computer virus	CMPVIRUS	791E
Internet connection at home	WWWHOME, PAYWWW, WWWLINE1, WWWLINE2	800A-D
Literature and the Web. . .		
Use Web for literature	WWWLIT	787A
Get literature information	LITSITE	787B
Download poem or fiction	LITGET	787C
Visit a site of a particular author	LITAUTH	787D
Read an author because of the Web	LITREAD	787E
Music and the Web. . .		
Used Web for music	WWWMUSIC	783A
Get music information	MUSICINF	783B
Download music	MUSICGET	783C
Listen to Web radio	MUSICLST	783D
Bought a recording because of		
the Web	MUSICBUY	783E
Types of music used the Web for	WWWCLASS, WWWCNTRY, WWWGTHIC, WWWJAZZ, WWWOLDIE, WWWRAP, WWWRELIG, WWWROCK, WWWORLD	784A-I
Visit sites for musicians you already		
like	MUSICLKE	785A
Visit sites for musicians from		
different types of music	MUSICDIF	785B
Visit sites for music you wouldn't		
ordinarily listen to	MUSICNEW	785C
Politics and the Web. . .		
Because of information from the Web...		
Signed a petition	PETITION	777A
Contacted elected official	CONTACT	777B

SUBJECT INDEX TO QUESTIONS

SUBJECT	MNEMONICS	Q. #
Attended meeting/demonstration Learned something new Helped form/confirm/change an opinion Issues seem more complicated How would find information for a political candidate Political issues discussed/researched	MEETING POLNEW, POLCHNGE POLFORMS, POLCONF, POLALTER POLTOUGH DOPOLINF ECON12, ABORT12, MORAL12, FORAFF12, RACEREL12, ENVIRO12, POLCAM12, GUN12, TAXES12, FE12, NEWS12 POLAGREE, POLNEUTL, FOLDSAGR	777C 778A-B 779A-D 774A 775A-K
Why visit political sites Time on internet activities. . . Chat E-mail Personal Shopping Work World wide web	CHATHR, CHATMIN EMAILMIN, EMAILHR, EMINH, EMHRH, EMINW, EMHRW, EMINO, EMMHRO PERMINH, PERHRH, PERMINW, PERHRW, PERMINO, PERHRO ECOMMINH, ECOMHRH, ECOMMINW, ECOMHRH, ECOMMINO, ECOMHRO WRKMINH, WRKHRH, JOBMINH, JOBHRH, INCMINW, INCHRW, WRKMNO, WRKHRO WWWHR, WWWMIN, WWWMINH, WWWHRH, WWWMINW, WWWHRW, WWWMINO, WWWHRO	776A-C 770B, 771A 768A-B, 801D-E 803E-E, 806D-E 801B, 803D 806B 801A, 803C 806A 801C, 803A 803B, 806E 769B, 770A, 806E, 801E, 803F
Web-TV usage World Wide Web usage Navigation (bookmarks, searching, etc.) Sites visited	WEBTV USEWWW DRCTLINK, TYPEURL, SCCHENG, BOOKMARK, CATDRCTY, HYPERLINK FIN30, SCHL30, EDUC30, WORK30, NEWS30, GOVT30, POL30, TRAVEL30, SPORTS30, MUSIC30, ART30, TVMOV30, HEALTH30, RELIG30, GAMES30, HUMOR30, PORN30, PERSON30, SCI30, HOBBY30, COOK30 WORK12, HOMEFIN12, BUYINF12, BUYIT12, INVEST12, PEOPLE12, HEALTH12, TRAVEL12, LOCATE12, GAME12, NEWJOB12, CHAT12, POLINF12	767B 769A 771A-F 772A-U
Used Web for	(See previous block for mnemonics)	774A-M
See also PRIVACY		
CONFIDENCE Confidence in institutions and their leaders...		
Banks and financial institutions Business	CONFINAN, CONFINAY CONBUS, CONBUSY, CONBIZ	165A, 166A 165B, 166B, 1015B
Congress	CONLEGIS, CONLEGIY, CONCONG	165L, 166L, 1015A 1015E
Courts/legal system Executive branch Government	CONCOURT CONFED, CONFEDY CONGOVT	165E, 166E 1015C
Medicine Military	CONMEDIC, CONMEDIY CONARMY, CONARMYY	165H, 166H 165M, 166M
Organized labor Organized religion	CONLABOR, CONLABOY CONCLERG, CONCLERY, CONCHURH	165F, 166F 165C, 166C, 1015D
Press Scientific community Schools/education system	CONPRESS, CONPRESY CONSCI, CONSCIY, TRUSTSCI CONEDUC, CONEDUCY, CONSCHLS	165G, 166G 165K, 166K, 1038 165D, 166D, 1015F
Supreme Court Television See also ANOMIA, PEOPLE	CONJUDGE, CONJUDGY CONTV, CONTVY	165J, 166J 165I, 166I
Confiding, See SOCIAL NETWORKS		

SUBJECT INDEX TO QUESTIONS

SUBJECT	MNEMONICS	Q. #
Congregations, see RELIGION		
Congress, U.S., See CONFIDENCE		
Conservative, See POLITICAL		
Contraceptives, See BIRTH CONTROL		
CONTRIBUTE MONEY TO		
Local congregation	GIVECONG	390A
Religious organizations	GIVEREL	390B
Non-religious causes	GIVEOTH	390C
The arts	GIVEARTS	390D
CORPORATIONS		
Care only about profits?	PROFITS1	417A
Profit-sharing	PROFITS2, EQUAL2, EQUAL6	417B, 69B, 69F
R's firm	OUTOFBIZ, MERGED, REORG, ORGFIN	418A-C, 419
See also BUSINESS, ECONOMY, JOB		
COUNTRIES		
Attitudes to . . .		
Russia, Japan, England,	RUSSIA, JAPAN, ENGLAND, CANADA,	103A-H
Canada, Brazil, China,	BRAZIL, CHINA, ISRAEL, EGYPT	
Israel, Egypt		
COURTS		
Confidence in	CONCOURT, CONJUDGE, CONJUDGY	1015J, 165J, 166J
Convict innocent/acquit guilty	VERDICT	846
Harshness with criminals	COURTS, COURTSY, STIFFPUN	90, 91, 1010A
See also ABORTION, CRIME, PRAYERS IN SCHOOLS		
CRIME		
Courts and	COURTS, COURTSY	90, 91
Fear of crime	FEAR, FEARHOME	233, 234
Firmness of R's opinion about crime	CRIMFIRM	92C
Homicide	CIDEKNEW, CIDEWHO2-3, CIDESEX2-3, CIDEAGE2-3, CIDERACE, CIDERAC2-3, CIDEREG2-3	1096-1102D
Importance to R. of crime as issue	CRIMIMP	92A
Law enforcement	LAWIMP, LAWINFO, LAWFIRM, STIFFPUN	93A-C, 1010A
R's information about issue of crime	CRIMINFO	92B
Spending on law enforcement	NATCRIME, NATCRIMY, NATCRIMZ, SPPOLICE	66E, 67E, 68E, 862C
See also ARREST, BURGLARY, CAPITAL PUNISHMENT, CITIZEN OBLIGATIONS, COURTS, HOMICIDE, OBEY LAW, PRIVACY, ROBBERY, UNITED STATES		
Cyberspace, See COMPUTERS AND INTERNET		
DATE OF BIRTH		
Children	KDYRBRN1-9	503
Father	PAYRBORN	484
Mother	MAYRBORN	481
Respondent	BIRTHMO	1230
Current spouse	SPYRBORN	497
First spouse	FSTSPYR	491
Siblings	SBYRBRN1-9	508
See also AGE		
DATE OF INTERVIEW	DATEINTV	1211

SUBJECT INDEX TO QUESTIONS

SUBJECT	MNEMONICS	Q. #
Death penalty, See CAPITAL PUNISHMENT		
Deaths, See HOMICIDE, SUICIDE, TRAUMA		
Degrees, See EDUCATION		
Democrats, See POLITICAL		
DEMONSTRATIONS		
Approval of	PROTEST3	841C
Participation in	RPRTST3, RPRTST35	873B, 874B
(strikes, civil rights, war, schools)	STRIKE, CIVRIGHT, ANTIWAR, PROWAR, SCHOOL	228A-E
Racist	RACSPEAK, RACTCH15, RACPUB, RACISTS	843A-C, 871C
Revolutionary	REVOLTRS, REVSPEAK, REVTC15, REVPUB	871B, 842A-C
See also CIVIL LIBERTIES, RACE		
Depression, See HEALTH		
<u>DICTIONARY OF OCCUPATIONAL TITLES</u> , See <u>D.O.T CODES</u>		
DISARMAMENT		
Likelihood of	MORENUKE, LESSNUKE, NONUKE	303C-E
See also FOREIGN AFFAIRS, UNITED STATES		
DIVORCE		
Attitudes to	DIVLAW, DIVLAWY, DIVEEST	215, 948
Child support	SPDUE, SPAID	216A-B
Effect on children	DIVKIDS	936
Effect on husband	DIVHUBBY	938
Effect on wife	DIVWIFE	937
Obtaining a divorce . . .		
Evaluation of current law	DIVNOW	933
For all	DIVLAW, DIVLAWY	215A-B
For couples without children	DIVNOKID, DIVNOKD1	934
For couples with children	DIVIFKID, DIVIFKD1	935, 949A
R. ever divorced	DIVORCE, EVDIV	4B, 940
R's parents divorced when R was 16	FAMDIF16	27A
R's spouse ever divorced	SPEVDIV	941
See also MARITAL STATUS, MARRIAGE, TRAUMA		
Dole, Bob, see POLITICAL		
<u>D.O.T. CODES</u>		
	DOTDATA, DOTPEOP, DOTHNG, DOTGED, DOTSV, DOTPRE, SPDOTDAT, SPDOTPEO, SPDOTTHN, SPDOTGED, SPDOTSV, SPDOTPRE, PADOTDAT, PADOTPEO, PADOTTHN, PADOTGED, PADOTSV, PADOTPRE	53-55
Draft, See MILITARY		
DRINKING		
Alcoholism	HLTH4, HLTH8	11524, 8
Frequent bar	SOCBAR	173D
Government inquiries into	ASKDRINK	1162F
Punching a drunk	HITDRUNK	231B
Use of alcohol	DRINK, DRUNK	175
Workplace alcohol test	DRUGTEST	426C
DRUG USE AND ADDICTION		
Children	KIDDRUGS, HLTH8	858A, 1152A8
Government inquiries into	ASKDRUGS	1162C

SUBJECT INDEX TO QUESTIONS

SUBJECT	MNEMONICS	Q. #
Government spending on drug treatment R. use of drugs Crack cocaine Inject with needle Workplace drug test See also DRINKING, MARIJUANA, SMOKING, UNITED STATES Dukakis, Michael, See POLITICAL	NATDRUGZ, NATDRUG, NATDRUGY, SPDRUGS HLTH5 EVCRAK, CRACK30 EVIDU, IDU30 DRUGTEST	68F, 66F, 67F, 1150H 1152A5 1138, 1139 1136, 1137 426C
DWELLING (R's) Cleanliness of house House compared to others in city House compared to others in neighborhood Own/rent dwelling Type of dwelling See also HOUSING, MAJOR PURCHASES/TRANSACTIONS	HUCLEAN DWELCITY DWELNGH DWELOWN DWELLING	812 1187B 1187A 1188 1186
E-commerce, See COMPUTERS AND INTERNET		
ECONOMY Government economic policy Control wages/prices Create jobs/reduce work week Cut spending/regulation Equalize income differences Industrial policy Provide consumer information Provide entitlements Government role in industry Inflation and unemployment Opinion of America's entire economic system Past economic performance Future economic performance See also BUSINESS, EMPLOYMENT, LABOR FORCE STATUS	SETWAGE, SETPRICE, PRICECON MAKEJOBS, CUTHOURS, JOBSALL CUTGOVT, LESSREG EQUALIZE HLPHITEC, SAVEJOBS, AIDINDUS REQINFO HLTHCARE, AIDOLD, AIDUNEMP, AIDCOL, AIDHOUSE, EQUAL5, GOVCARE OWNPOWER, OWNMASS, OWNSTEEL, OWNBANKS, OWNAUTOS INFLJOBS ECONSYS ECONPAST, PASTUP, PASTDOWN ECONFUTR, FUTRUP, FUTRDOWN	861A-B, 870B 861C, 861H, 870A 861C, 861E 870G 861F, 861G, 870E 630B 870C, 870D, 870F, 870H, 870I, 69E, 72 869A-E 865 636 542-542B 543-543B
EDUCATION As job qualification Bilingual education Blacks shown preferences for college Children of R. College curriculum College -- major Confidence in educational institutions Date when R. finished Ethnic/racial diversity in education Father's Fraternities/sororities Friends' and associates' Government financial aid Government spending on	EDUCEMP BILINGED, ENGTEACH COLAFF, COLAFFY KDEDUC1-9, PUBSCH, HOMESCH, CATHSCH, CHRISCH, DENOMSCH, RELSCH, PRIVSCH, OTHSCH TRSTPROF, CLASSICS, ETHHIST COLMAJR1, COLMAJR2 CONEDUC, CONEDUCY, CONSCHLS DATESCH TEACHETH, SCHLETH, WHOTEACH PAEDUC, PADEG MEMGREEK, SOLGREEK, ACTGREEK EDUC1-5 AIDNEEDY, AIDSMART, AIDAVG, GOVEDOP NATEDUC, NATEDUCY, NATEDUCZ	960H 523, 524 532A, 533A 503, 394, 394A1-6, 475B-C, 537 479A 165D, 166D, 1015F 486 536B-C, 538 16, 20 328J, 329J, 330J 321 857A-C, 905C 66G, 67G, 68G

SUBJECT INDEX TO QUESTIONS

SUBJECT	MNEMONICS	Q. #
High school curriculum	HSBASICS, HSSEXED, HSRESPECT,	855A-I, 537,
High school -- favorite classes	HSLIBART, HSJUDGE, HSJOBTR,	855I
Illegal immigrants' access to	HSSCI, HSCARING, ETHHIST, HORDER	479B
public universities	HSCLASS1, HSCLASS2	530A,2
Importance to job	UNDOCCOL	462A
Knowledge of school district	SCHOOLNG	349
Mother's	SCHLHEAD	17, 21
Opportunity	MAEDUC, MADEG	71, 856
Respondent	EDUCOP, COLOP	15, 19
Current spouse's father	EDUC, DEGREE	500A
Current spouse's mother	SPPAEDUC	500B
First spouse's	SPMAEDUC	492-493
Parents of first spouse	FSTSPEDC, FSTSPDEG	494-495
Quality for children	FSTSPPED, FSTSPMED	1148A
Role in social mobility	CHLDEDUC	899B-C
Service groups	OPPARED, OPEDUC	328H, 329H, 330H
Sex education	MEMSCHL, SOLSCHL, ACTSCHL	214, 855B
Sibling of R.	SEXEDUC, HSSEXED	509-510
Spouse	SBEDUC, SBDEG	18, 22
See also CONFIDENCE, DEMONSTRATIONS,	SPEDUC, SPDEG	
PRAYER, RACE, SOCIAL CLASS, SEX, UNITED		
STATES		
Egypt, See COUNTRIES		
Elderly, See AGED		
Elections, See POLITICAL		
E-mail, See COMPUTERS AND INTERNET		
Emotions, See FEELINGS, HEALTH		
EMPLOYMENT		
Criteria for layoffs	LAYOFFS	639
Criteria for wages, preferred	YRSFIRM, DOWELL, EXPERNC,	960A-I
Criteria for wages at R.'s work	PAYSAME, AGEEMP, SEXEMP, EDUCEMP,	970A-H
Finding a job	DK	425A-I, 429A-G,
Letters of reference	RYRSFIRM, RDOWELL, REXPERNC,	967
Mandatory retirement	RPAYSAME, RAGEEMP, RFAMRESP,	426E
Number of employers R. has worked for,	REDUCEMP, RDK	859C
full-time	FNDJOB1-9, THISJOB1-7,	705
Promotions	FINDJOB	430-433, 436
R's work history	LTRSREF	420-424
R's weeks worked in past year	MUSTRET	427
R's work hours	NUMEMP	428, 487
R's work status	PROMOTNG, PROMOTED, NUMPROMO,	50
Tests	IMPPROMO, FUTPROMO, ADVANCES	1A-B
Unemployment	WRKYEARS, EVUNEMP, NUMUNEMP,	1, 50A
Why wage differences between sexes	TOTUNEMP, EMPYEARS, SAMEJOB,	426A-D
See also D.O.T. CODES, GENETIC TESTING,	JOBYEARS, NEVERWK	421-423, 193,
HOURS WORKED, JOB, LABOR FORCE STATUS,	WEEKSWRK	270, 966
OCCUPATION, UNION MEMBERSHIP, WEEKS	HRS1, HRS2	565A-C
WORKED, WORK	WRKSTAT, PARTFULL	
	INTLTTEST, SKILTEST, DRUGTEST,	
	PHYSICAL	
	EVUNEMP, NUMUNEMP, TOTUNEMP,	
	UNEMP, UNEMP5, WANTJOB	
	FELESS1-3	

SUBJECT INDEX TO QUESTIONS

SUBJECT	MNEMONICS	Q. #
England, See COUNTRIES		
English, See CITIZEN OBLIGATION		
ENVIRONMENT		
Air pollution		
from cars	CARSGEN, CARSFAM, CARSTEN	1054A-C
from industry	INDUSGEN, INDUSFAM	1056A-B
Animal "rights"; animal testing	ANRIGHTS, ANTESTS	1047C, 1048D
Economic growth	GRNECON, GRWTHHELP, GWTHARM	1047A, 1048C, 1048F
Genetic engineering	GENEGEN	1067
Government/business policy	PUBDECID, BUSDECID	1060A-B
Government spending on . . .	NATENVIR, NATENVIY, NATENVIZ, SPENVIRO, AMPROGRN	66B, 67B, 68B, 862A, 1068
"Greenhouse effect"	GRNTEST3, TEMPGEN, TEMPFAM	1053A, 1059A-B
Groups protecting the environment	BIZPEOP, GOVTBUZ, PEOPGOVT	1069A-C
Information about pollution, trust in	INFOBIZ, INFOGRN, INFOGOVT, INFONEWS, INFOTV, INFOCOL	1072A-F
sources	GRNINTL, LDCGRN, ECONGRN	1070A-C
International policy	NUKEACC	1071
Nuclear power accidents	POPGRWTH	1065
Population growth	GRNTEST1-7	1053
Environmental knowledge scale	SCIWORSE, HARMSGRN, RESNATUR, GRNPROG, NATURPAX, NATURWAR, NATURGOD	1046C, 1047B, 1047D, 1048A,B,E 1049
Human/nature interaction	NATRECON	630C
Natural environment protection	NUKEGEN, NUKEFAM	1055A-B
Nuclear power plants	TOODIFME, IHLPGRN, IMPGRN, OTHSSAME, GRNEXAGG	1051A-B, 1066A-C
Personal responsibility	CHEMFREE	1061B
Buy chemical-free food	DRIVLESS	1061D
Drive less	NOMEAT	1061C
Eat no meat	RECYCLE	1061A
Recycle	CHEMFAM, CHEMGEN	1057A-B
Pesticides		
Political participation. . .		
Give money to environmental group	GRNMONEY	1063B
Joined environmental group	GRNGROUP	1062
Signed a petition	GRNSIGN	1063A
Taken part in demonstration	GRNDEMO	1063C
Protect environment. . .		
Cut standard of living	GRNSOL	1050C
Laws restricting industry	GRNLAWS	875
Pay higher prices	GRNPRICE	1050A
Pay higher taxes	GRNTAXES	1050B
Water pollution	WATERGEN, WATERFAM	1058A-B
See also SCIENCE, UNITED STATES		
EQUAL RIGHTS AMENDMENT	ERAREAD, ERAMEANS, ERA, ERATELL, ERAWHY1-3, ERAIMP, ERAINFO	253-257
Equality, See INCOME, INEQUALITY		
ESP, See RELIGION		
ETHNICITY		
Attitudes		
Closeness to blacks, whites	CLOSEBLK, CLOSEWHT	155A,B
Closeness to one's own racial/ethnic	ETHCLOSE	1091
group		
Ethnic/racial diversity in education	TEACHETH, SCHLETH, WHOTEACH	536B-C, 538
Ethnic/racial political organ-	ETHORGS	520
izations promote separatism		
Government pays proper attention to	WHTGOVT, BLKGOVT, HSEGOVT, ASNGOVT	539A-D

SUBJECT INDEX TO QUESTIONS

SUBJECT	MNEMONICS	Q. #
<p>Government representation reflect ethnic composition of constituency</p> <p>Government to help maintain or integrate ethnic groups</p> <p>Integration of ethnic groups into American society</p> <p>Schools emphasize ethnic/racial issues properly</p> <p>Ethnic background of . . . Respondent</p>	<p>OWNETH, CONGETH</p> <p>GVTAPART, GVTMELT</p> <p>MELTPOT</p> <p>ETHHIST</p>	<p>535, 536A</p> <p>519A-B</p> <p>519</p> <p>537</p>
<p>Spouse</p> <p>See also LANGUAGE, NATIVITY, RACE, UNITED STATES</p>	<p>ETHID, ETHID1, AMISSUE, AMISSUE1, ETHISSUE, ETHISSU1, ETHNIC, ETH1-3, ETHNUM, HISPANIC</p> <p>SPETHNIC, SPETH1-3, SPETHNUM</p>	<p>515-516E, 1173A, 1174, 1178</p> <p>1175A, 1176</p>
<p>EUTHANASIA</p> <p>See also SUICIDE, TERMINAL ILLNESS</p>	<p>LETDIE1-2</p>	<p>226</p>
<p>Evenings, See SOCIABILITY</p>		
<p>Experiments, See SPLIT BALLOTS</p>		
<p>Extramarital sex, See SEX</p>		
<p>Fair, See PEOPLE</p>		
<p>FAMILY CONTACT</p> <p>Age 16</p> <p>Balancing work and family</p> <p>Caring for ill family member</p> <p>Communication with . . . adult relatives</p>	<p>FAMILY16, FAMDIF16</p> <p>BALWKFAM</p> <p>OBTOHELP</p>	<p>27, 27A</p> <p>558</p> <p>470B</p>
<p>parents</p>	<p>GRPARNUM, GRKIDNUM, UNAUNUM, INLAWNUM, RELNUM, REICALL, RELVISIT, RELMOST, RELTIME</p>	<p>888A-E, 889A-C</p>
<p>siblings</p>	<p>MALIVE1, MAYRBORN, MAYRDIED, PALIVE1, PAYRBORN, PAYRDIED, MALIVE, MAVISIT, MATIME, MACALL, PALIVE, PAVISIT, PATIME, PACALL</p>	<p>480-482, 483-485, 881A-C, 882A-C</p>
<p>son/daughter</p>	<p>SISNUM, SISVISIT, SISTIME, SISCALL, BRONUM, BROVISIT, BROTIME, BROCALL</p>	<p>883A-C, 884A-C</p>
<p>Conflict with work</p>	<p>DAUNUM, DAUVISIT, DAUTIME, DAUCALL, SONNUM, SONVISIT, SONTIME, SONCALL</p>	<p>885A-C, 886A-C</p>
<p>Deaths of family members</p>	<p>REFPROMO, REFMRWK, REFXHR, WORKLESS, NOATHOME, NONURSE, NOHMEWRK</p>	<p>559A-560C</p>
<p>Employer's attempts to meet family needs</p>	<p>PADEATH, MADEATH, CHLDDTH, SIBDEATH, SPDEATH, DEATH5, DEATH16</p>	<p>275, 274A-B</p>
<p>Men overwork and hurt family</p>	<p>FLEXTIME, PARLEAVE</p>	<p>562A-B</p>
<p>Mode of communication</p>	<p>MEOVRWRK</p>	<p>946C</p>
<p>Number of friends and relatives</p>	<p>INPERSON, BYPHONE, LETTERS, MEETINGS, BYEMAIL</p>	<p>798A-E</p>
<p>Problems with</p>	<p>NUMCNTCT</p>	<p>797</p>
<p>Quality of future family life</p>	<p>FAMPER1-5</p>	<p>1152E</p>
<p>R's household characteristics</p>	<p>HAPGIRLS, HAPBOYS</p>	<p>550-551</p>
<p>R's marital status</p>	<p>KDSEX1-9, KDYRBRN1-9, KDREL1-9, KDALIVE1-9, KDEDUC1-9, OLD1-14, MAR1-14, AWAY1-14, WHERE1-14, RELATE1-14, GENDER1-14, RELHHD1-14</p>	<p>503, 1198</p>
<p>Socializing with family</p>	<p>MARITAL, AGEWED, DIVORCE, WIDOWED, AGEWEDCR, POSSIQ, EVDIV</p>	<p>4A-C, 496, 887, 940</p>
<p></p>	<p>SOCREL, SOCPARS, SOCSIBS</p>	<p>173A, 173E, 173F</p>

SUBJECT INDEX TO QUESTIONS

SUBJECT	MNEMONICS	Q. #
Spouse's family at age 16 Success in Who benefits/hurts from traditional household arrangement	SPFAM16 FAMLIFE MENBEN, WOMENBEN, CHIDBEN, ALLBEN, NOONEBEN, MENHRT, WOMENHRT, CHLDHRT, ALLHRT, NOONEHRT	499 556 563A-564E
See also AGED, CHILDREN, COHABITATION, DIVORCE, HOUSEHOLD, INCOME, MARITAL STATUS, PARENTS, RELATIVES, SATISFACTION, SIBLINGS, SOCIABILITY, SOCIAL NETWORKS		
Father, See EDUCATION, OCCUPATION, SOCIAL NETWORKS, SOCIABILITY, TRAUMA		
Fear neighborhood, See RESIDENCE		
FEDERAL GOVERNMENT Confidence in institutions	CONFED, CONJUDGE, CONLEGIS, CONARMY, CONFEDY, CONJUDGY, CONLEGIY, CONARMYY, CONCONG, CONGOVT, FEDTRUST	165E, J, L, M, 166E, J, L, M 1015A, C 350
Democracy's effectiveness Entitlements for immigrants and undocumented aliens	DEMWORKS IMMFARE, UNDOCWRK, UNDOCCOL, UNDOCKID	877 530A
Fraud Government pays proper attention to	TAXCHEAT, GOVCHEAT WHTGOVT, BLKGOVT, HSEGOVT, ASNGOVT	1014A-B 539A-D
Government representation reflect ethnic composition of constituency	OWNETH, CONGETH	535, 536A
Government versus private operation of electric power, hospitals, banks	RUNPOWER, RUNHOSP, RUNBANKS	879A-C
Impact/Effect of elections for raising awareness of government to people's needs	POLEFF14	876D
Impact/Effect of the individual on government	POLEFF11	876A
Impact/Effect of a single politician on the government	POLEFF12	876B
Level of power	GOVTPOW	868
Members of Congress try to keep election promises	POLEFF16	876F
Natural environment protection Responsibilities	NATRECON AFFRMACT, HELPPPOOR, HELPNOT, HELPSICK, HELPBLK, JOBAFF	630C 153A, 309-312, 534
Provide consumer information Role in economy	REQINFO JOBSALL, PRICECON, HLTHCARE, AIDOLD, AIDINDUS, AIDUNEMP, EQUALIZE, AIDCOL, AIDHOUSE	630B 870A-I
Role in industry	OWNPOWER, OWNMMASS, OWNSTEEL, OWNBANKS, OWNAUTOS	869A-E
Secrecy issues Rights of the individual	CHKFINAN, CHKSPFIN, CHKTAXES, KNOMENTL	1165A-C
Secrets kept by the government	SECDIPLO, SECMILOP, SECTERR, SECBUDGT	1164A-D
Social Security Spending levels	SOCSECRT, SOCSECFX, SOCSEGNU CUTSPDR, CUTSPDFG	728-730 281A-B

SUBJECT INDEX TO QUESTIONS

SUBJECT	MNEMONICS	Q. #
<p>Spending priorities</p> <p>To integrate or maintain ethnic/racial groups within American society Trust of government administrators to do what is best for country Understanding of political issues/government See also CONFIDENCE, ECONOMY, SPENDING, UNITED STATES</p>	<p>NATSPAC, NATENVIR, NATHEAL, NATCITY, NATCRIME, NATDRUG, NATEDUC, NATRACE, NATARMS, NATAID, NATFARE, NATROAD, NATSOC, NATMASS, NATPARK, NATCHLD, NATSPACY, NATENVIV, NATHEALY, NATCITYY, NATCRIMY, NATDRUGY, NATEDUCY, NATRACEY, NATARMSY, NATAIDY, NATFAREY, NATSPACZ, NATENVIZ, NATHEALZ, NATCITYZ, NATCRIMZ, NATDRUGZ, NATEDUCZ, NATRACEZ, NATARMSZ, NATAIDZ, NATFAREZ, NATROADZ, NATSOCZ, NATMASSZ, NATPARKZ, SPENVIRO, SPHLTH, SPPOLICE, SPSCHOOL, SPARMS, SPRETIRE, SPUNEMP, SPARTS, TAXSPEND, CUIDEBT, SPMENTL GVTAPART, GVTMELT POLEFF17 POLEFF13, POLEFF15</p>	<p>66A-P, 67A-K, 68A-K, 68L-O, 663, 862A-H, 878, 880 519A-B 876G 876C,E</p>
<p>FEELINGS</p>	<p>SHAKEBLU, CALM, OUTRAGED, HAPFEEL, SAD, ASHAMED, EXCITED, LONELY, FEARFUL, OVRJOYED, WORRIED, CONTENTD, ANKIOUS, RESTLESS, MADAT, ATEASE, ANGRY, EMBARRSS, PROUD, NOCHEER, NERVOUS, FIDGETY, HOPELESS, EFFORT, WRTHLESS</p>	<p>572A-S, 682A-F</p>
<p>Anger</p>	<p>SHOWANGR, ANGRYWRK, ANGRYFAM, ANGRYGVT, ANGRYWHY, ANGRYEV, WHNANGRY, MADAT1-23, HOWANGRY, ANGRLAST, THNKANGR</p>	<p>573E, 574-577</p>
<p>Changing feelings of anger Responsibility for anger</p>	<p>CHNANG1-16 REACTOK, OTHRESP, SELFRESP, LIKEOTH</p>	<p>580 581-584</p>
<p>Feelings towards control over one's life</p>	<p>NOPLAN, BADBRKS, MOSTLUCK, LITCNTRL</p>	<p>573A-D</p>
<p>General display/control of feelings See also HEALTH</p>	<p>SHOWANGR, SHOWFEEL, NOEMOTE, NOTUPSET, BEPLESNT, NOTWORRY</p>	<p>573E-J</p>
<p>Feminism, See WOMEN Fertility expectations, See CHILDREN</p>		
<p>FINANCIAL INSTITUTIONS AND BANKS Confidence in Government ownership of See also CONFIDENCE</p>	<p>CONFINAN, CONFINAY OWNBANKS</p>	<p>165A, 166A 869D</p>
<p>Financial situation, See INCOME, TRAUMA Firearms, See GUN</p>		
<p>Ford, Gerald, See POLITICAL Foreign aid, See UNITED STATES</p>		

SUBJECT INDEX TO QUESTIONS

SUBJECT	MNEMONICS	Q. #
<p>FOREIGN AFFAIRS Economic differences between countries Nuclear war Tax to help poor countries United Nations U.S. involvement in war U.S. involvement in world affairs See also COMMUNISM, COUNTRIES, ENVIRONMENT, UNITED STATES</p>	<p>LDCGAP NUKEWAR, MORENUKE, LESSNUKE, NONUKE LDCTAX USUN USWAR, USWARY, GUERRILLA, LANDWAR USINTL</p>	<p>975A 303, 303C-E 915B 100 97, 98, 303F, 303B 99</p>
<p>Form, See SPLIT BALLOTS</p>		
<p>FREEDOM Amount compared with the past Amount have Choice and control Freedom is... (interpretations of) Being left alone Choose and do what I want Express unpopular ideas Feeling inner peace Government not spying or interfering Participating in politics See also MEDIA, SOCIAL CLASS, UNITED STATES</p>	<p>FREENOW, RFREENOW HOWFREE, RHOWFREE CNTRLIFE LEFTLONE CHOICE EXPUNPOP INPEACE NOGOVT PARTPOL</p>	<p>817, 818 815, 816 823 820A 820E 820F 820C 820B 820D</p>
<p>Free Speech, See CIVIL LIBERTIES</p>		
<p>FRIENDS Close friends . . . At work Contact with Gender of In neighborhood Number of Race of Denomination of Religion of Desirable qualities of... Group of friends Helped needy friend See also SATISFACTION, SOCIABILITY, SOCIAL NETWORKS</p>	<p>FRIWORK FRIVISIT, FRITIME, FRICALL FRISEX FRINEIGH FRINUM, FRIENDS, NUMEREND, FRNDRAC 1-5, NUMBWRD, BWFRIEND FRNDDEN 1-5 FRNDREL 1-5 FRDHONST, FRDINTEL, FRDCREAT, FRDCULTR, FRDDYNAM, FRDFUN, FRDRESP FRNDKNOW NEEDEDYFRD</p>	<p>890A 890D-F 890C 890B 890, 386, 387A 385, 387B, 388 382 381 476A-G 327 646D</p>
<p>Gallup-Thorndike, See VOCABULARY TEST</p>		
<p>GAYS AND LESBIANS Attitudes toward Cause of homosexuality Civil liberties of Government inquiries into In military Marriage See also SEX</p>	<p>HOMOSEX, HOMOSEX1 HOMOCHNG SPKHOMO, COLHOMO, LIEHOMO ASKSEXOR DRAFTGAY MARHOMO</p>	<p>219, 1011C 220 80 1162G 269D 929G</p>
<p>Gender, See SEX, WOMEN</p>		
<p>GENETIC TESTING Birth defects and</p>	<p>GENESELF, GENDEF1-3</p>	<p>1143, 1154A-C</p>

SUBJECT INDEX TO QUESTIONS

SUBJECT	MNEMONICS	Q. #
Employment and	GENEJOB, GENEHIRE, GENCANX,	415A-B, 416A-C
Knowledge of	GENECANY, GENEGETS GENETEST, GENEGOOD, GENETST1, GENEGOO1	1141A-B, 1142A-B
See also ABORTION		
Geographic mobility	MOBILE16	26A
Get ahead, See WORK		
God, See RELIGION		
Government, See also CONFIDENCE, ECONOMY, FEDERAL GOVERNMENT, POLITICAL, SPENDING, UNITED STATES		
Grass, See MARIJUANA		
Great Britain, See COUNTRIES		
Group, see VOLUNTARY ASSOCIATIONS		
GUNS		
Ownership	OWNGUN, PISTOL, SHOTGUN, RIFLE, ROWNGUN	237
Permit and control issues	GUNLAW, GUNIMP, GUNINFO, GUNFIRM	86-89
Threatened with gun	GUN, GUNAGE, GUNNUM	230
HAPPINESS		
General	HAPPY, HAPUNHAP	157, 1009
Marriage	HAPMAR	158
See also SATISFACTION		
HEALTH		
General	HEALTH	159
Government-funded health care	HELPSICK, HLTHCARE	311, 870C
Choice of doctor	DOCLIST, ANYDOC	715A-B
Coverage	HLTHINSR	714
Coverage switched	SWITHLTH	716
Denied mental health care services under benefits package	MNTLDENY	720
Difficulty in receiving mental health care treatment	MNTLDIF	719
Opinion of HMO's	HMO1-7	721A-G
Received mental health care treatment	MNTLCARE	718
Sought medical care for mental health	USEDMNTL	717
Health information	HLTHINFO	792
Where sought	HLTHPAPR, HLTHMAG1, HLTHMAG2, HLTHDOC, HLTHFREL, HLHTV, HLTHWWW	793
Health problems	HLTH1-9	1152A
Opinions about doctors. . .		
Competency	DOC3, 9, 16, 19	722C, I, P, S
Concern for patient	DOC2, 5, 8, 15	722B, E, H, O
Financial concerns	DOC7, 13, 14	722G, M, N
Other	DOC6, 10, 11	722F, J, K
Thoroughness	DOC1, 4	722A, D
Trust	DOC12, 17, 18, 20	722L, Q, R, T
Physical or emotional limitations. . .		
Accomplished less	DIDLESSP, DIDLESSE, TREAT3, WAIT3, TREAT5, WAIT5	825, 827, 834C,E, 835C,E
Calm and peaceful	PEACEFUL, TREAT8, WAIT8	830, 834H, 835H
Downhearted and blue	DOWNBLUE, TREAT10, WAIT10	832, 834J, 835J
Energy	ENERGY, TREAT9, WAIT9	831, 834I, 835I
Interfered with social activities	SOLACTS, TREAT11, WAIT11	??, 834K, 835K

SUBJECT INDEX TO QUESTIONS

SUBJECT	MNEMONICS	Q. #
House, See DWELLING, RESIDENCE HOUSEHOLD		
Age groups	BABIES, PRETEEN, TEENS, ADULTS, FAMGEN	34, 1205
Composition	HOMPOP, KDSEX1-9, KDYRBRN1-9, KDREL1-9, KDALIVE1-9, KDEDUC1-9, RELATE1-14, GENDER1-14, OLD1-14, MAR1-14, AWAY1-14, WHERE1-14, RELHHD1-14, HEFINFO, HHRACE, RESPNUM, HHTYPE, HHTYPE1, FAMGEN, RPLACE, RVISITOR, VISITORS, UNRELAT, RELHH1-14, RELSP1-14	34, 35A, 503 1198-1210
Division of money/finances with partner	FAMFINAN	637
Fairness of household division of labor	FAIRHWK	554C
Made direct charitable donation	HOMELESS, NEEDYNEI, NEEDYREL, NEEDYFRD, NEEDYOTH	646A-E
Number of wage earners	EARNRS	36
Person responsible for chores	HUBBYWK1, MRMOM, LAUNDRY, REPAIRS, CARESICK, SHOPFOOD, DINNER, HWDUTIES, RHMEWRK, SPHMEWRK	946A-B, 955A-E, 959, 554A-B
Poverty status	POVLINE, INCDEF	1153A-B
Race	HHRACE	1201
Reasons why women are more likely to	FEKIDS1-5	566A-E
take care of children than men are		
Spending and budgeting responsibilities	DECAUTO, DECBED, DECGIFT, FAMBUDGT	638A-C, 954
Visitors	RVISITOR, VISITORS	1207, 1208
Who benefits/hurts from traditional	MENBEN, WOMENBEN, CHILDBEN, ALLBEN, NOONEBEN, MENHRT, WOMENHRT, CHLDHRT, ALLHRT, NOONEHRT	563A-564E
household arrangement	FEWRKSUP	945
Women must work to support family		
See also FAMILY CONTACT		
HOUSING		
Discrimination in	HSPHOUSE, BLKHOUSE, ASNHOUSE	411
Government responsibility to provide	AIDHOUSE	870I
See also DWELLING		
Humphrey, Hubert H., See POLITICAL		
HUNTING	HUNT, HUNTOTHR	240
Illness, See TRAUMA		
IMMIGRATION		
Attitudes towards immigrants	IMPUSH, IMMWRKUP	531A-B
Chances will be adversely affected	RIMMDISC	544B
at work by immigrants		
Characteristics of immigrants	WLTHIMM, WORKIMM, WLTHUNDC, WORKUNDC	540A-B
Entitlements for immigrants and	IMMFARE, UNDOCWRK, UNDOCCOL, UNDOCKID	530A
undocumented aliens		
Impact on US	IMMECON, IMMUNEMP, IMMUNITE, IMMCRMUP, IMMNEW, IMMNOJOB	529A-C, 750B-D
Increase or decrease amount to US	LETIN	527
Increase or decrease specific ethnic	LETINHISP, LETINASN, LETINEUR	747-749
groups to US		
See also LANGUAGE, UNITED STATES		
INCENTIVES		
Income inequality and	SOCDIF1, INCENTIV	402A, 901
Skill acquisition and	SOCDIF3	402C
See also INCOME, INEQUALITY		

SUBJECT INDEX TO QUESTIONS

SUBJECT	MNEMONICS	Q. #
INCOME Actual Age 16, relative to others Division of money/finance with partner Family income Financial situation Government aid Minimum needed Poverty Relative to others Respondent Welfare Determinants of income Earn what R deserves Importance of financial security See also HOUSEHOLD, INEQUALITY, INCOME, MAJOR PURCHASES/TRANSACTIONS, POVERTY, SOCIAL CLASS, SOCIAL MOBILITY, TAX	INCOM16 FAMFINAN INCOME, INCOME72, INCOME77, INCOME82, INCOME86, INCOME91, INCOME98, REALINC, OIHPAY SATFIN, FINALTER, POVLIN, INCDEF, FINAN1-5, SALSATFN GOVAID, GETAID INCNEED, MININC, MINFOUR, MINFOOD, MINTHREE POVLIN, INCDEF FINRELA, EARNSMOR, EARNMORE RINCOME, RINCOM77, RINCOM82, RINCOM86, RINCOM91, RINCOM98, REALRINC WELFARE1-6 PAYRESP, PAYEDUC, PAYSUP, PAYFAM, PAYCHILD, PAYDOWEL, PAYHARD EARND, JUSTPAY IMPFINAN	30 637 37, 39, 40, 42, 44, 46, 48, 1154, 455 187A-B, 1153A, 1153B 1152C, 267C 194, 195 189, 190, 1156- 1158 1153A-B 188, 944, 555 38A, 41A, 43, 45, 46, 49, 1155 1190 917A,C,E,F,G 986B-C 914, 918 477A
INDUSTRY Child of R.'s Family business Father Mother Respondent First job Sibling of R. Spouse Current spouse's parent See also BUSINESS, CORPORATIONS, <u>D.O.T.</u> CODES, OCCUPATION, WORK	KDIND80 FAMBIZ PAIND16, PAIND80 MAIND80 WRKGOVT, INDUSTRY, INDUS80 INDFIRST SBIND80 SPIND, SPIND80 SPHEIND	507 635 8, 9 10 2, 3 488 514 6, 7 501
INEQUALITY, Income Equalization Government responsibility to . . . Help the poor Provide guaranteed annual income Provide jobs for all Provide for unemployed Reduce income inequality Spend <u>less</u> on poor Income differences in U.S. Income of occupations Justifications for income differences Justness of better health care/education for people with higher incomes Of outcomes	EQWLTH, EQWLTHY, EQINCOME, EQUALIZE, GOVEQINC HELPPOR GOVMINC GOVJOBS GOVUNEMP EQINCOME GOVLESS INCGAP INEQUAL1-7, PAYMASON, PAYDOC, PAYCLERK, PAYOWNER, PAYEXEC, PAYSKILL, PAYFARM, PAYSEC, PAYBUS, PAYUNSKL, PAYCABNT, PAYLAW, PAYSAL, PAYOWNER, PAYJUDGE, PAYROCC, GIVMASON, GIVDOC, GIVCLERK, GIVOWNER, GIVEXEC, GIVSKILL, GIVFARM, GIVSEC, GIVBUS, GIVUNSKL, GIVCABNT, GIVLAW, GIVSALES, GIVOWNER, GIVJUDGE, GIVROCC SOCDIF1-4, INCENTIVE, INEQUAL1-7 RICHLTH, RICHEDEC OPOUTCME	72, 73, 849 870G, 905B 309 905G 905D 905F 849 905E 905A 902-905 400, 901, 902 916A-B 469

SUBJECT INDEX TO QUESTIONS

SUBJECT	MNEMONICS	Q. #
Right to get rich Why Blacks have lower SES See also INCOME, POVERTY	RICHPOOR RACDIF1-4	468B 266A-D
Information superhighway, See COMPUTERS AND INTERNET		
Institutions, See CONFIDENCE		
Integration, See RACE		
Intelligence testing, See REASONING ABILITY, VOCABULARY TEST		
International, See COUNTRIES, ENVIRONMENT, FOREIGN AFFAIRS, UNITED STATES		
Internet, See COMPUTERS AND INTERNET		
INTERVIEW Cooperation Understanding	COOP2, COOP COMPREND	245, 246 247
Israel, See COUNTRIES		
Japan, See COUNTRIES		
JEWS		
Characteristics ascribed to . . .		
Attitudes to welfare	FAREJEWS	403E
Attitudes to work	WORKJEWS	403B
Commitment to fair and equal treatment of all groups	FAIRJEWS	737C
Commitment to family	FAMJEWS	736C
Influence of	INFLUJEW	409B
Intelligence of	INTLJEWS	403D
Patriotism	PATRJEWS	403F
Proneness to violence	VIOLJEWS	403C
Wealth	WLTHJEWS	403A
Estimated percentage in local community	COMJEWS	755C
Estimated percentage in US	USJEWS	751C
Know any. . .	KNWJEW	757C
Feel close to	JEWSCLS	760E
How know (school, community, related, work)	JEWSSCHL, JEWSCOM, JEWREL, JEWWRK	760A-D
Living in neighborhood	LIVEJEWS	404A
Population will grow	JEWSCNG	753C
Relative marrying	MARJEW	405A
Temperature toward	JEWTEMP	122E
See also RELIGION		
JOB		
Absence	ABSENT	998
Blacks shown preferences	DISCAFF, DISCAFFY, JOBAFF	414, 533B, 534
Chances job adversely affected by immigrants or workers of opposite race	RDISCAFF, RIMMDISC	544A-B
Criteria for layoffs	LAYOFFS	639
Conflict with management	BOSSWRKS	961A
Determinants of pay	RYRSFIRM, RDOWELL, REAYSAME, REXPERNC, RAGEEMP, RFAMRESP, REDUCEMP, RDK, PAYDOJOB, PAYFAM, PAYEDUC, PAYTIME	970A-H, 966A-D
How often paid	HOWPAID	706
Wage (hourly, weekly, etc.)	HOURLY, DAILY, WEEKLY, MONTHLY, YEARLY	707A-E

SUBJECT INDEX TO QUESTIONS

SUBJECT	MNEMONICS	Q. #
Important characteristics of a job	JOBINC, JOBSEC, JOBHOUR, JOBPROMO, JOBMEANS, JOBKEEP, JOBPAY, JOBRISE, JOBHONOR, FLEXTIME, PARLEAVE, SECJOB, HIINC, PROMOTN, LEISURE, INTJOB, WRKINDP, HLPOTHS, HLPESC, FLEXHRS	183, 184, 562A- B, 962
Likelihood of R. leaving present job	LEAVEJOB	999
Location of R's job	NUMSITES, PLACEWRK	981, 992
Number of employers R. ever worked for	NUMEMP	705
Pay raises	RAISEALL, RAISEHRD, RAISEFAV	456
Reasons for pay differences based on sex	FELESS1-3	565A-C
R's date of first job	DATEFRST	488
R's effort at work	IWRKHARD	968
R's first job	FIRSTJOB, FIRSTSLF	911,A
R's current job	LASTJOB, RSECJOB, RHIINC, RPROMOTN, RLEISURE, RINTJOB, RWRKINDP, RHLPOTHS, RHLPSOC, RFLXHRS, WORKNOW	912, 971A, 990
R's job and family responsibilities	JOBVSHME, REFPROMO, REFMORWK, REFXHOOR, WORKLESS, NOATHOME, NONURSE, NOHMEWRK	458, 559-560
R's job satisfaction	SATJOB, JOBSAT	181, 976
R's job responsibilities	WRKINDEP, LOTTOSAY, IDECIDE, AUTOMATN, MONITRED, OFFSUP, YOUSUP, SUPOTHRS, LEVELS, TOTSUP, SUPDUTY1-7, OTHDUTY1-7, ORGMONEY, TOTMONEY, YOU MONEY, JOBJUDGE, JOBCNTRL, PLANWRK	438-448, 437, 973
R's fringe benefits	FRINGE1-11	457A-K
R's loyalty to company	IMATTER, HELPORG, NOTLOYAL, STAYORG1, SAMEVALS, PROUDORG, STAYORG2, NOTICED, CHNGEORG	453, 454
R's part-time job	MOONLITE	979
R's previous work in similar company	SAMEWORK	700A
R's years at similar company	SITEYRS	700B
R's relations with co-workers	COWRKREL, COWRKERS, LOCALNUM	461, 975B, 982
R's relations with management	WKSUB, UNMANREL, BOSSEMP	191, 460, 975A
R's skills	SCHOOLNG, TRAINING, LEARNING, EXPTRAIN	462
Developed through education	EDCSKILL	995A
Developed through work experience	JOBSKILL	996B
Used in present job	USESILL	994
R's supervisory role	WKSUP, SUPERVIS, SUPNUM	192, 977, 978
R's training	OCCTRAIN, TRAINSCH, OTJTRAIN, FORMLTRN, FORMLFIN, FORMLDYS, FORMLHRS, DOINGTRN, DOINGFIN, DOINGDYS, WHERERWK, FINDOUT, BASEOFOP, XHAUSTN, PHYSWRK, STRESS, BOREDOM, DANGER, UNHLTHY, UNPLEZNT	695A, 695B, 701, 702A-D, 703A-C
R's work environment	DOINGDYS, WHERERWK, FINDOUT, BASEOFOP, XHAUSTN, PHYSWRK, STRESS, BOREDOM, DANGER, UNHLTHY, UNPLEZNT	463-465, 972,
R's work hours	OTHHRS, WORKDY,	980, 1182
Control over	SETHOURS	991
Preferred	WANTJOB1	989
R's years in job	OCCYRS, LOCYRS	694, 699
R's years of training	TRAINSCH	695B
Self-employment	WRKSLE, SPWRKSLE, PAWRKSLE, MAWRKSLE, WRKSLEST, KWRKSLE, SBWRKSLE, EMPLOYER, NUMEMPLY	2, 6, 8, 10, 488, 507, 514, 984, 985
Sex preferences/discrimination	DISCAFFM, DISCAFFW, FEHIRE	561A-B, 568
Sex ratio in R's location	GENDERWK	698
Size of R's company	TOTALNUM, ORGSIIZE	983, 697D
Size of spouse's company	SPLOCNUM	466
Spouse's time at work	SPDAYS, SPHOUR, SPHRS1-2	1184, 1185, 5A-B
Technology's effect on work/jobs	TECHJOBS, TECHWORK	987, 988
Tenure	WKTENURE	993

SUBJECT INDEX TO QUESTIONS

SUBJECT	MNEMONICS	Q. #
Type of employer desired	EMPSELF, SMALLBIG, INDUSOTH, PRIVGOVT	964A-D
Type of Organization	TYPEORG	696
R. worked at other parts of organization	WRKOTH, PARTORG	697A, 697C
R's years in other parts	OTHYRS	697B
Worry about losing job	WORRYJOB	1000
See also <u>D.O.T</u> CODES, ECONOMY, LABOR UNIONS, OCCUPATION, WORK		
Judicial system, See COURTS		
Kids, See CHILDREN		
LABOR FORCE STATUS		
Children	KDWORK1-2, KDEVWORK	504-505, 506
In family business	WKFAMBIZ	633
Mother's	MAWORK, MAWKBABY, MAWKBORN, MAWK16, MAWRKGRW, MAWORK14	28-29, 939
Respondent's	WRKSTAT, HRS1, HRS2, EVWORK, WEEKSWRK, PARTFULL, NEVERWK, HRFAMBIZ	1, 50, 50A, 487, 634
Spouse's	SPWRKSTA, SPHRS1, SPHRS2, SPEVWORK	5
Unemployed	UNEMP	193
See also HOURS WORKED, OCCUPATION, UNION MEMBERSHIP, WORK		
LABOR UNIONS		
Economic progress and Membership	UNPROG	417D
Power of	UNION, MEMUNION	196, 328E
Saliency of	UNPOWER	417C
Value to country	SALLABOR	267B
Vote for	UNIONSOK	769
Workers need	UNVOTE	459
See also BUSINESS, CONFIDENCE, UNION MEMBERSHIP, VOLUNTARY ORGANIZATIONS	STRNGUN	961B
LANGUAGE		
Attitudes toward...		
Ballots printed in English only	ENGBALLT, ENGVOTE	525, 746F
Bilingual education	BILINGED, ENGTEACH, ENGLISH, NOBILING	523-524, 475F 746B
Children should learn second language	TWOLANG	746A
English as official language in US	ENGOFFCL, ENGOFF1	526, 745
English is threatened	ENGTHRTN	746E
English unites Americans	ENGUNITE	746C
Learning second language is valuable	FORLANG	746D
Hear language other than English in local community	LANGCOM	743
Hear language other than English at work	LANGWRK	744
Languages spoken at home	SPKHOME1, SPKHOME2	1088
Languages spoken other than English	OTHLANG, OTHLANG1-2, OTHBEST	739
How frequently speak other language	USELANG	
Parents/grandparents spoke other language at home	PARLANG, GRANLANG	741, 742
Where first learned other language	GETLANG	740
Languages spoken well	SPKLANG, SPKLANG1, SEKLANG2, SPKLANG3	749E, 1089
Latinos, see HISPANICS, ETHNICITY		
Law enforcement		
See CAPITAL PUNISHMENT, COURTS, CRIME, UNITED STATES, VIOLENCE		

SUBJECT INDEX TO QUESTIONS

SUBJECT	MNEMONICS	Q. #
Lawyers, See MAJOR PURCHASES/TRANSACTIONS		
Leaders, See CONFIDENCE		
LEISURE		
Work vs. leisure time	TIMEPDWK, TIMEHHWK, TIMEFAM, TIMEFRND, TIMELEIS, TIMERELX	957
Leisure time activities enjoyed	ATTSPTS, VISITART, MAKEART, AUTORACE, CAMPING, GARDEN, DANCE, GOMUSIC, HUNTFISH, PERFORM, DOSPORTS, SEEMOVIE, USEVCR, PLYMUSIC	473
Leisure activities in past twelve months	READFICT, POPMUSIC, DRAMA, RELART, VOLARTS, BUYINFGN, INVESTGN, TRAVELGN, PEOPLEGN, GAMEGN, NEWJOBGN, POLDISGN, POLINFGN, PERFRMGN, ARTGN	690A-C, 691, 692, 796A-J
See also MUSIC, SATISFACTION, SOCIABILITY, TELEVISION VIEWING, TIME, VOLUNTARY ASSOCIATIONS		
Liberal, See POLITICAL		
Life after death, See RELIGION		
LIFE ASPECTS, importance of	IMPFAM, IMPWORK, IMPRELAX, IMPFREND, IMPKIN, IMECHURH, IMPPOL	282
LIFE EVENTS		
General household problems, last 12 mo.	PROB1-4, EXTRA1-2	1151A-D, 1152I
Activities, last 7 days	GODOC, EATOUT, SEEFIIM, ATTRELIG	1191A-D
See also TRAUMA		
LIFE OUTLOOK	LIFE	160
See also HAPPINESS, PEOPLE, SATISFACTION, WORLD VIEW, WORK		
Loans, See MAJOR PURCHASES/TRANSACTIONS		
Local government, See POLITICAL		
McGovern, George S., See POLITICAL		
MARIJUANA		
Legalization	GRASS, GRASSY	95, 96
MARITAL STATUS		
Age currently married	MARITAL	4
Age first married	AGEWEDCR	496
Alimony	AGEWED	4A
Current spouse previously married	SPDUE	216
Divorce	SPMARNUM	485
Happiness	DIVORCE, DIVORCE5, EVDIV	4B, 268, 747
Previously married	HAPMAR	158
Relatives'	MARNUM	477
Widowed	DIVREL1, DIVREL4	269A-B
See also COHABITATION, HOUSEHOLD, MARRIAGE, SEX, TRAUMA	WIDOWED	4C
MARRIAGE		
Attitudes to	MARHAPPY, MARFREE, MARFIN, MARKIDS, MARNOMAR, MARLEGIT, MARMAKID, MARPAKID, MARDIV, MARHOMO, WILLWED1, WILLWED2	929A-J, 548-549
Importance of being married	IMPMAR	477B

SUBJECT INDEX TO QUESTIONS

SUBJECT	MNEMONICS	Q. #
Marriage cohort Type of relationship desired vs. cohabitation (men) vs. cohabitation (women) See also COHABITATION, DIVORCE, GAYS AND LESBIANS, PARENTS	MARCOHRT TRADMOD, SHARESEP, EMTEOTH MEMARRY FEMARRY	1229 553A-C 928 927
MEDIA Press freedom See also CIVIL LIBERTIES, CONFIDENCE, FREEDOM, NEWSPAPER READERSHIP, RADIO LISTENING, TELEVISION VIEWING	PUBDEF, PUBECON, FREEPRSS	736, 821
Medical ethics, See EUTHANASIA, GENETIC TESTING, SUICIDE, TERMINAL ILLNESS		
Medicine, See CONFIDENCE, HEALTH, UNITED STATES, MENTAL HEALTH		
Memberships, See VOLUNTARY ASSOCIATIONS		
MENTAL HEALTH		
General questions		
Definition/description of mental illness	MNTLAS1-2, MNTLIMP1-3, MNTLSYM1-3, MNTLOTH	665
Definition/description of nervous breakdown	BRKDAS1-2, BRKDIMP1-3, BRKDSYM1-3, BRKDOTH	666
Government responsibility to provide mental health care	GOVMNTL	664
Government spending on mental health care	SPMENTL	663
Handling of hypothetical problems by R Health Care	PROBFIX1-3, PROBHLP1-3	647
Denied mental health care services under benefits package	MNTLDENY	720
Difficulty in receiving mental health care treatment	MNTLDIF	719
Received mental health care treatment	MNTLCARE	718
Sought medical care for mental health	USEDMNTL	717
Personal experience		
Known someone being treated for mental health reason	KNWMHOSP, RELMHOSP, KNWPATNT	667-669
Personal mental health problem or breakdown	EVBRKDOWN, EVMHP	669A, C
Characteristics of mental health problem	MNILWHY1-3, MNILDO1-3, MNILHLP1-3, MNILTIME, MNILDUR	669D-E
Characteristics of nervous breakdown	BRKDWHY1-3, BRKDDO1-3, BRKDHLF1-3, BRKDTIME, BRKDDUR	669A-B
Seen a psychiatrist, psychologist, or counselor	SEENMNTL	709
Prozac		
General opinions	PROZ1-9	725A-J
Heard of Prozac	PROZAC	723A
Known someone who used Prozac	KNWNPROZ	723C
Used Prozac	USEDPROZ	723B
What Prozac used for	PROZFOR1-3	724
When use Prozac	PROZSLF1-4	726A-D
When give Prozac to child	PROZKID1-3	727A-C
Psychiatric medicine		
General questions	PSYCMED1-7	710A-G
Getting psychiatric medicine	PSYCDRCT, PSYCFDOC, PSYCPSYC	713A-C
Using for self	USEPSYC1-4	711A-D
Using on child	PSYCKID1-3	712A-C
Vignette based questions		
Ability of subject to decide own treatment, manage own money	DECTREAT, DECMONEY	642, 653

SUBJECT INDEX TO QUESTIONS

SUBJECT	MNEMONICS	Q. #
Cause of problem	CHARACTR, IMBALNCE, WAYRAISE,	650A-F
Interpretation of the vignette subject's experience	STRESSES, GENETICS, GODSWILL, UPSDOWNS, BREAKDWN, MENTLILL,	651A-E
Laws needed for people with problems like the subject	PHYSILL, VIGLABEL MUSTDOC, MUSTMED, MUSTHOSP,	661A-E
Likelihood of causing harm to self or others	DANGRSLF, DANGROTH HURTOTH, HURTSELF	657-658
Likelihood the situation will improve on its own or with treatment	IMPRVOWN, IMPRVTRT	654, 655
Possible courses of action the subject might take (as solutions)	TLKFAM, TLKCLRGY, MEDDOC, MENTLDOC, MENTLOTH, SPHEALER,	659A-J
Order of these actions to be taken	SELFHELP, OTCMED, RXMED, MENTLHOS ORTLKFM, ORTLKCLR, ORMEDDOC, ORMNTLDC, ORMNTLOT, CRHEALER, ORSLFHLP, OROTCMED, ORRXMED, ORMNTLHS	660A-J
Responsibility for subject's medical care	MEDCARE1,2	662, A
Seriousness of problem	SERIOUSP	649
Vignette version	VIGVERS	648
Willingness to make various social associations with subject	VIGNEI, VIGSOC, VIGFRND, VIGWORK, VIGGRP, VIGMAR	656A-F
See also HEALTH CARE		
Militarism, See CIVIL LIBERTIES		
MILITARY		
Draft	DRAFT, DRAFTEE, DRAFTEM,	295, 296, 299A,
	DRAFTFEM, DRAFTCOL, DRAFTMAR, DRAFTPAR, DRAFTGAY, DRAFTCO, DRAFTDEF, COJAIL, COFUNISH	299
	VETFAMNW	297A
Family in military	UPGRADE, JOBTRAIN	301, 302
Job training	FESERVE, MESERVE, TAXSERVE	288
National service	BLNUMOK, BLNUMOKY	289E, 290B
Number of Blacks	HINUMOK, HINUMOKY	289D, 290A
Number of Hispanics	FENUMOK	289C
Number of women	MILOKME, MILOKFE, FEMLOP, MINMILOP	300, 298A, 298B
Opportunity for men, women, minorities	MILPAY	289B
Pay	MILEQUAL	289A
Quality of personnel	VETYEARS, VETKIND	1181, 1181A
R's military record	MILVOLOK	291
Volunteer army	FIGHTAIR, MECHANIC, NURSE, TYPIST, BRASS, FIGHTIND, TRANSAIR, GUNNER, FIGHTSEA, FEFIGHT, FEDIRTY, FEBRASS, FEHLP MIL	292-294
Women in the military	MILWRKEV, MILWRKNW, RESDEFWK, DEFWRKEV, DEFWRKNW	306, 307, 305, 305A
Work for (civilian job in military or defense industry)		
See also LEADERS, UNITED STATES, VETERAN AID, VETERAN STATUS		
Military service, See MILITARY, VETERAN STATUS		
Minimum income, See INCOME		
Misanthropy, See ANOMIA, PEOPLE		
Mobility, See OPPORTUNITY, RESIDENCE, SOCIAL MOBILITY, WORK		
Mondale, Walter, See POLITICAL		

SUBJECT INDEX TO QUESTIONS

SUBJECT	MNEMONICS	Q. #
Morality, See RELIGION		
MOVIES Children's exposure to Went to see a movie recently X-rated See also CHILDREN, LEISURE, PORNOGRAPHY, SEX	INFFILMS SEEMOVIE XMOVIE, XMOVIE1, KIDXFILM	1149A 473L 223A-B, 858H
Murder, See HOMICIDE		
MUSIC Attended a classical music concert or the opera recently Kinds of music R. enjoys Played a musical instrument recently	GOMUSIC BIGBAND, BLUGRASS, COUNTRY, BLUES, MUSICALS, CLASSICL, FOLK, GOSPEL, JAZZ, LATIN, MOODEASY, NEWAGE, OPERA, RAP, REGGAE, CONROCK, OLDIES, HVYMETAL PLYMUSIC	473H 472 473N
National identity and/or problems, See UNITED STATES		
National Security, see UNITED STATES		
National service, See MILITARY		
NATIVITY Grandparents Parents Respondent See also ETHNICITY	GRANBORN PARBORN BORN	33 32 31
Neighborhood, See RACE, RESIDENCE, SOCIABILITY		
Networks, See SOCIAL NETWORKS		
NEWSPAPER READERSHIP See also CONFIDENCE	NEWS	241
Nixon, Richard M., See POLITICAL		
NORC Size Code, See RESIDENCE		
Nuclear power, See ENVIRONMENT		
OBEY LAW See also AUTHORITY	OBEYLAW	840
Obligation, See CITIZEN OBLIGATIONS		
OCCUPATION Child of R.'s Comparison with father's Criteria for layoffs Determinants of pay	KDOCC80, KDIND80, KDWRKSLF, KDPRES80 OCCMOBIL LAYOFFS RYRSFIRM, RDOWELL, RPAYSAME, REXPERNC, RAGEEMP, RFAMRESP, REDUCEMP, RDK	507 909 639 970
Estimated income occupations are paid	PAYMASON, PAYDOC, PAYCLERK, PAYOWNER, PAYEXEC, PAYSKILL, PAYFARM, PAYSEC, PAYBUS, PAYUNSKL, PAYCABNT	903

SUBJECT INDEX TO QUESTIONS

SUBJECT	MNEMONICS	Q. #
Father's	PAJOB, PASLF, PAISC681, PASEI, PAOCC16, PAPRES16, PWRKSLF, PAIND16, PAOCC80, PAPRES80, PAIND80, PAISCO68, PAISCO88, PASUP	8, 9 1216, 1218, 1220, 1225
How often paid Wage (hourly, weekly, etc.)	HOWPAID HOURLY, DAILY, WEEKLY, MONTHLY, YEARLY	922 706 707A-E
Income occupations ought to be paid	GIVMASON, GIVDOC, GIVCLERK, GIVOWNER, GIVEXEC, GIVSKILL, GIVFARM, GIVSEC, GIVBUS, GIVUNSKL, GIVCABNT	904
Mother's	MAOCC80, MAPRES80, MWRKSLF, MAIND80, MAISC681, MASEI, MAISCO88	10, 1271, 1226, 1221
Qualifications for pay raises	YRSFIRM, DOWELL, EXPERN, PAYSAME, AGEEMP, SEXEMP, FAMRESP, EDUCEMP	960
Respondent	OCC, OCC80, INDUS80, PRESTIGE, PRESTG80, WRKSLF, WRKGOVT, COMMUTE, INDUSTRY, FAMBIZ, FIRSTJOB, FIRSTSLF, LASTJOB, LASTSLF, ISCO68, ISCO681, SEI, ISCO88	2, 3, 635, 911, 911A, 912, 912A, 1212, 1215, 1223, 1219
Family at work First job	WKFAMBIZ OCCFIRST, PRESFRST, WRKSLFST, INDFIRST, DATEFRST	633 488
Sibling of R.	SBOCC80, SBPRES80, SEWRKSLF, SBIND80	514
Spouse Current spouse's parent	SPOCC, SPOCC80, SPPRES80, SPPRES, SPWRKSLF, SPIND, SPIND80, SPISCO68, SPISC681, SPSEI, SPISCO88 SPHEDOCC, SPHEDPRE, SPHEDSLF, SPHEDIND	6, 7, 8, 1214, 1218, 1222, 1227 501
See also <u>D.O.T. CODES</u> , EMPLOYMENT, INDUSTRY, JOB, LABOR FORCE STATUS, OCCUPATIONAL PRESTIGE, SOCIAL CLASS, UNION MEMBERSHIP, WORK		
OCCUPATIONAL PRESTIGE Child of R.'s Father's Mother's Respondent's First job Sibling of R. Spouse's Current spouse's parent See also OCCUPATION	KDPRES80 PAPRES16, PAPRES80 MAPRES80 PRESTIGE, PRESTG80 PRESFRST SBPRES80 SPPRES, SPPRES80 SPHEDPRE	507 8, 9 10 2, 3 488 514 6, 7 501
Old people, See AGED		
Open housing, See RACE		
OPPORTUNITY Black Educational Family background factors Women's	RACOPNOW, RACOPWIL, WRKWAYUP EDUCOP, COLOP, GOVEDOP OPRICH, OPPROF, OFFAMILY, OCCMOBIL FECOLOP, FEJOBOP, FEINC, FEHLPBUS, FEHLPCOL, FEHLPJOB	148, 148A, 154 71, 856, 905C 805, 909 851-854
See also EQUALITY, SOCIAL MOBILITY, WORK		
Oversample, See SAMPLE		

SUBJECT INDEX TO QUESTIONS

SUBJECT	MNEMONICS	Q. #
Organizations, See VOLUNTARY ASSOCIATIONS		
PARAPSYCHOLOGICAL EXPERIENCES	DEJAVU, ESP, VISIONS, SPIRITS, GRACE	111
PARENTS		
Communication with	MALIVE, MAVISIT, MATIME, MACALL, PALIVE, PAVISIT, PATIME, PACALL	881, 882
R's standard of living vs. parents'	PARSOL	198A
Evaluations of	PARHARDR, PARWORSE, PARRGHT, PARWHERE, PARFIN, PARGOVT, PARTIME, PARWORK, PARTAXES	1146
Father		
Still living	PALIVE1, PALIVE	483, 882
Year born	PAYRBORN	484
Year died	PAYRDIED	485
Mother		
Still living	MALIVE1, MALIVE	480, 881
Year born	MAYRBORN	481
Year died	MAYRDIED	482
Parents present when R. was 16	FAMILY16, FAMDIF16	27, A
Roles of	ROLEMA, ROLEPA	1147A-B
Single parents	MARMARKID, MARPAKID, SINGLPAR	929G-H, 947A
Who decides about having children	MEBEAR, FEBEAR	567, 258
See also CHILDREN, EDUCATION, OCCUPATION, RELIGION, SOCIABILITY, SOCIAL NETWORKS		
Participation, See VOLUNTARY ASSOCIATIONS		
Party identification, See POLITICAL		
PEOPLE		
Fair	FAIR, BEFAIR	162, 1036
Helpful	HELPFUL	161
Trust	TRUST, TRUSTY, TRUSTING, CANTRUST	163A, 163B, 708, 1037
See also ANOMIA, CONFIDENCE		
Perot, Ross, See POLITICAL		
POLICE		
R. ever arrested?	ARREST, TICKET	238-239
Striking citizen	POLHITOK, POLABUSE, POLMURDR, POLESCAP, POLATTAK	232
See also CIVIL LIBERTIES, CRIME, LAW ENFORCEMENT, PRIVACY, VIOLENCE		
POLITICAL		
Activity . . .		
Attend rallies/meetings	POLRALLY	344
Contributing money	GAVEPOL, GIVEOTH	352, 390C
Electoral campaigning	SWAYVOTE	342
Vote in local elections	LOCVOTE	351
Work for candidates	WORKPOL	343
Ballots printed in English only	ENGBALLT	525
Contact with political official	OTHLOBBY, OTHSELF	346, 346A
Democracy's effectiveness	DEMWORKS	774
Efficacy	ANOMIA7, POLEFF1-10	179B, 860A-J
Ethnic/racial political organizations promote separatism	ETHORGS	520
Government representation reflect ethnic composition of constituency	OWNETH, CONGETH	535, 536A
Impact/Effect of elections for raising awareness of government to people's needs	POLEFF14	876D

SUBJECT INDEX TO QUESTIONS

SUBJECT	MNEMONICS	Q. #
Impact/Effect of the individual on government	POLEFF11	876A
Impact/Effect of a single politician on the government	POLEFF12	876B
Information search	POLINFO	794
Where looked for information	POLPAPR, POLMAG1, POIMAG2, POLTV,	795A-G
Interest in	POLFREL, POLCAMP, POLWWW	284, 341, 873
Knowledge of	CIVIC, INTPOL, POLINT	347-349
Local government	GOVERNOR, USREP, SCHLHEAD	336-340, 345,
	LOCLIVED, LOCTRUST, LOCINFLU,	349, 351
	LOCPROB, LOCGRP, LOCCARE,	
	LOCLOBBY, LOCSELF, SCHLHEAD,	
	LOCVOTE	
Members of Congress try to keep election promises	POLEFF16	876F
Political ideology	POLVIEWS, POLVIEWY, POLVIEWX	65A-C
Power of labor, business, government	LABORPOW, BUSPOW, GOVTPOW	866-868
Preference (party identification)	PARTYID	56
Temperature towards conservatives, liberals	LIBTEMP, CONTEMP	122A, 122B
Trust of government administrators to do what is best for country	POLEFF17	876G
Understanding of political issues/government	POLEFF13, POLEFF15	876C,E
Vote, 1968	VOTE68, PRES68, IF68WHO	57
Vote, 1972	VOTE72, PRES72, IF72WHO	58
Vote, 1976	VOTE76, PRES76, IF76WHO	59
Vote, 1980	VOTE80, PRES80, IF80WHO	60
Vote, 1984	VOTE84, PRES84, IF84WHO	61
Vote, 1988	VOTE88, PRES88, IF88WHO	62
Vote, 1992	VOTE92, PRES92, IF92WHO	63
Vote, 1996	VOTE96, PRES96, IF96WHO	64
See also CITIZEN OBLIGATIONS, DEMONSTRATIONS		
Polls, See SURVEYS		
Poor, See POVERTY, INCOME		
Postmaterialism, See UNITED STATES		
Pornography, See MOVIES, SEX		
POVERTY		
Importance of financial security	IMPFINAN	477A
Measures against	POVZONE, POVSCHS, POVCOL,	407, 408, 905D-F
	BLKZONE, BLKSCHS, BLKCOL,	
	GOVJOBS, GOVLESS, GOVUNEMP	
	WHYPOOR1-4	401A-D
	RACDIF1-4	266A-D
	POVLINE, INCDEF	1153A-B
PRAYER IN SCHOOL	PRAYER, PRAYERY	119A, 119B
Pray, See RELIGION, PRAYER IN SCHOOL		
Prejudice, See RACE, CIVIL LIBERTIES		
Pre-marital sex, See SEX		
President, U.S., See POLITICAL, RACE, WOMEN'S ROLES		
Press, See CONFIDENCE, MEDIA, NEWSPAPER READERSHIP		

SUBJECT INDEX TO QUESTIONS

SUBJECT	MNEMONICS	Q. #
Prestige, See OCCUPATIONAL PRESTIGE		
PRIVACY		
Government computer surveillance	DATABANK	847
Police opening mail	CRIMREAD, MANREAD	844C, 845C
Police surveillance	CRIMTAIL, MANTAIL	844A, 845A
Police wiretapping	CRIMTAP, MANTAP	844B, 845B
Preventive detention of suspects	CRIMHOLD, MANHOLD	844D, 845D
Threats to personal privacy	PRIVACY	283
See also ABORTION, WIRETAPPING		
Problems, See UNITED STATES		
PROTEST		
Attitudes to . . .		
Anti-government pamphlets	PROTEST2	738C
Damaging government buildings	PROTEST5	738E
General strike	PROTEST6	738F
Marches	PROTEST3	738C
Occupying government buildings	PROTEST4	738D
Public meetings	PROTEST1	738A
Participation in . . .		
Protest march or demonstration	RPRTST3, RPRTST35	770B, 771B
Public meeting organized to protest against the government	RPRTST1, RPRTST15	770A, 771A
See also DEMONSTRATIONS		
Prozac, see MENTAL HEALTH		
Public Aid, See ECONOMY, WELFARE		
Public spending, See ECONOMY, FEDERAL GOVERNMENT		
PURCHASES/TRANSACTIONS		
Attitudes		
Awkward when dealing with friends	FRNDAWK	624
Better price dealing with friends	FRNDDEAL	623
Procedures to sell organs	ORGANSB, ORGANSW, SELLORGN	626A-627
Unfair not to lower product prices	TABLPRCE	625
Car purchase	CARPRIVT	588
decision making in	DECAUTO	638A
Reasons bought from car dealer	CARBUYA-G, CARBUY1	594A-H
Satisfaction with purchase	SATCAR	596
Type of car purchased	NEWUSED	592
Warranty given	WARRNTYC	590
Where bought car	RELPRIVT, CARDEALR, TYPDEALR, RELDEALR	589, 591, 593, 595
Children	ADOPTION, SELLBABY	628-629
Decision making in spending	DECAUTO, DECBED, DECGIFT, FAMFINAN	638A-C, 637
Garage sale	TAGSALES	631
Haggle for prices	HAGGLE	632
Home maintenances services	FIXHOME	611
How chose services	FIXERA-F, FIXER1	612A-G
Relationship to home maintenance worker	RELFIXER	613
Satisfaction with home maintenance work	SATFIXES	614
Home purchase	EVBUYHME	597
Home new or not	NEWOWNED	600
How found home	LEARNHME, WHOSOLD	599, 602
Relationship to previous owner	RELHOME	601
Relationship to realtor	RELAGENT	604
Satisfaction with purchase	SATHOME	606
Warranty given	WARRNTYH	605
When bought	HOMEYEAR	598
Why chose a realtor	REALTORA-F, REALTOR1	603A-G

SUBJECT INDEX TO QUESTIONS

SUBJECT	MNEMONICS	Q. #
<p>Lawyer Hired How chose lawyer Relationship to lawyer Satisfaction with lawyer Legalize prostitution Made direct charitable donations</p> <p>Partner financial system Personal loan Relationship to person R. loaned money Relationship to person who loaned money Potential sales to/purchases from acquaintances or strangers</p> <p>Sell possibly defective car to stranger/relative</p>	<p>LAWYER LAWYERA-F, LAWYER1 RELLAW SATLAWYR SELLSEX HOMELESS, NEEDYNEI, NEEDYREL, NEEDYFRD, NEEDYOTH FAMFINAN BORROWED, LOANED LOANEDTO WHOLOAND SELLBED, SELLAUTO, SELLHOME, BUYBED, BUYAUTO, BUYLAW, BUYFIXES, BUYHOME TRANSOTH, TRANSREL</p>	<p>607 608A-G 609 610 630A 646A-E</p> <p>637 615, 619 620 616 617A-C, 621A-E</p> <p>618, 622</p>
<p>Quality of life, See ANOMIA, EUTHANASIA, HAPPINESS, HEALTH, LIFE OUTLOOK, SATISFACTION, TIME</p>		
<p>RACE Actual (i.e. R.'s race)</p>	<p>RACE, COLOR, RACESEE, RACEDBTF, RACESELF, HISPANIC, RACEEN1-3, DIFRACE1-3 RACCHURH</p>	<p>24, 138, 1177A-C, 1178, 1179A-C, 1180 137</p>
<p>Attend integrated church? Attitudes. . . Allow speech offensive to racial or religious groups Avoid driving through Black neighborhoods Black influence Black supervisors to white workers Boycott Busing Change is good for the country Church Civil rights groups Closeness to Blacks,Whites Commonness with race/ethnic groups Conditions for Blacks improving Equal job Equal pay Equality of opportunity</p>	<p>ETHSPKOK, ETHSPKNO RACAVOID BLKINFLU RACSUPS RACNOBUY BUSING, BUSING10 ETHCHNG RACCHURH BLKGAINS CLOSEBLK, CLOSEWHT MOSTCOM, LEASTCOM BLKSIMP RACOC RACINC RACOPNOW, WRKWAYUP, OPRACE, RACJOB TEACHETH, SCHLETH, WHTEACH RACWORK ETHORGS</p>	<p>521A-B 264 353 263B 143 134A, 134B ?? 137 354 155A,B 763, 764 154 146 147 148, 153B, 796I, 136 536B-C, 538 410 520</p>
<p>Exclusion of Blacks Express admiration/sympathy for blacks Firmness of opinion about race Friends</p>	<p>RACPUSH, RACSEG SYMPTBLK, ADMIRBLK RACFIRM FRNDRAC1-5, NUMBWFRD, BWFRIEND</p>	<p>127 522A-B 149C 385, 387B, 388 539A-D</p>
<p>Government pays proper attention to various ethnic/racial groups Government representation reflect ethnic composition of constituency Government to help maintain or integrate ethnic groups</p>	<p>WHTGOVT, BLKGOVT, HSEGOVT, ASNGOVT OWNETH, CONGETH GVTAPART, GVTMELT</p>	<p>535, 536A 519A-B</p>
<p>Had dinner with High school Importance of race issue Information about race Integrated high school</p>	<p>RACHOME, RACDIN HSWHT, HSETH RACIMP RACINFO RACHISCH</p>	<p>131, 126 766B, 767 149A 149B 140</p>

SUBJECT INDEX TO QUESTIONS

SUBJECT	MNEMONICS	Q. #
Integration of racial groups into American society Interracial marriage	MELTPOT, RACINTEG	519, 129C
Job promotions Minority preference Neighborhood preference Open housing	RACMAR, RACMAR10, RACMAREL, RACMARPR, FORBDMAR, ALLOWMAR RACPROMO HLPMINR, HLPMINFG, HELPBLK RACNEIGH, NEIETH1-14 RACSEG, RACOPEN, RACSUBS, RACSUBGV	125A, 125B, 262, 263A, 973C, 973F 435 280, 312 142, 765 127B, 128, 260-261
Political party favored Preferred name President Race of friends Schools	RACPARTY RACNAME RACPRES RACMIX, RACE1-5 RACHOME, RACSCHOL, RACFEW, RACHAF, RACMOST, ETHHIST, RACTEACH	145 139 135 141, 317 131, 132, 133A-C, 537, 263C
Social clubs Trust whites Why Blacks have lower SES Have Black guest at dinner? Racial makeup of neighborhood	RACCHNG, RACQUIT RACTRUST RACDIF1-4 RACHOME RACLIVE, RACCLOS, RACDIS, RACOBJCT	265, 265A 144 266A-D 131 129, 129A, 129B, 130
See also ASIAN-AMERICANS, BLACKS, CIVIL LIBERTIES, DEMONSTRATIONS, ETHNICITY, HISPANICS, JEWS, SAMPLE, SOUTHERN WHITES, UNITED STATES, WHITES		
Racist, See CIVIL LIBERTIES, RACE		
RADIO LISTENING	RADIOHRS	243
RAPE Abortion and Pornography and	ABRAPE PORNRAPE	206E 221C
REASONING ABILITIES See also VOCABULARY TEST	ALIKE1-8	489A-H
REGION Age 16 Time of interview See also GEOGRAPHIC MOBILITY	REG16 REGION	26 51
RELATIVES Deaths of Divorced Hospitalization of Made direct charitable donation to needy relative Unemployed See also FAMILY, PARENTS, SIBLINGS, SOCIAL NETWORKS, SOCIABILITY, TRAUMA	DEATH5, DEATH16 DIVREL1, DIVREL4 HOSREL1, HOSREL4 NEEDYREL UNREL1, UNREL4	274A, 274B 269A, 269B 273A, 273B 646C 271A, 271B
RELIGION Allow art exhibit offensive to religion R. offended by mocking art Allow speech offensive to racial or religious groups Being a good Christian/Jew	IRRELART IRRELOFF ETHSPKOK, ETHSPKNO FOLLOW, GOOWNWY, GOCHURCH, BELIEVE	688 688A 521A-B 376A-D
Belief in God in the Devil in Heaven in Hell	GOD, GODCHNGE DEVIL HEAVEN HELL	369, 1018 1019B 1019C 1019D

SUBJECT INDEX TO QUESTIONS

SUBJECT	MNEMONICS	Q. #
in life after death	POSTLIFE, POSTLF1, POSTLF2, POSTLF3, POSTLF4, POSTLF5, POSTLF6, POSTLF7, POSTLF8, POSTLF9, POSTLF10, AFTERLIF, LIKEDIFF, MINDBODY, RESTACT, PALEFULL	108, 1019A, 109A-D
in religious miracles	MIRACLES	1019E
Bible, nature of	BIBLE, BIBLEY, BIBLE1	120
Catholic attitudes. . .		
Happy in other non-Catholic church	OTHCHRCH	398A
How a person lives more important than being Catholic	IMPLIVES	398B
Obey teachings without understanding	OBEYTCH	398C
Charismatic	CHARISMA	1197
Congregations		
Criticism from congregation	CONGHRM2	675
If ill, help from congregation	CONGHL1	672
If problem, comfort from congregation	CONGHL2	673
Size of congregation	NUMCONG	392
Too many demands	CONGHRM1	674
Donate money to		
Congregation	GIVECONG	390A
Religious organizations	GIVEREL	390B
Doubts	DOUBTS1-4	378
Effect on world		
People with very strong religious beliefs are too intolerant	RELIGINT	1039B
Religion brings more conflict than peace	RELIGCON	1039A
U.S. would be better if religion had less influence	RELIGINF	1039C
Everyday life and religion		
Closer to God through art and music	ARTGOD	687A
Considers self a religious person	RELPERSN	683
Considers self a spiritual person	SPRTPRSN	684
Coping with major problems		
Feeling of abandonment	COPE5	676E
Life as part of larger force	COPE1	676A
Not rely on God	COPE6	676F
Punishment from God	COPE4	676D
Religious beliefs in other dealings	RELLIFE	679
Strength from God	COPE3	676C
Work with God	COPE2	676B
Decisions	DECBIBLE, DECOTHS, DECCHURH, DECSELF	375
Existential beliefs	GODMEANS, NIHILISM	1021C-D
Faith	MYFAITH, MADATGOD, FAITH1-4	377A-B, 379
Forgiveness		
By and for self	FORGIVE1	680A
For others	FORGIVE2	680B
From God	FORGIVE3	680C
Free will vs. determinism	FATALISM, PREDETER, EGOMEANS, OWNFATE	1021B, E-G
Morality	PUNSIN, BLKWHITE, ROTAPPLE, PERMORAL, GODRIGHT, SOCRIGHT, PERRIGHT, LESSPAIN	374, 1034, 678
Expression		
Pro-athletes giving thanks to God during sports events	GODSPORT	389B
Use of religious "images" in public advertising	GODSELLS	389A

SUBJECT INDEX TO QUESTIONS

SUBJECT	MNEMONICS	Q. #
Images of God	JUDGE, REDEEMER, LOVER, MASTER, MOTHER, CREATOR, FATHER, SPOUSE, FRIEND, KING, LIBERATOR, HEALER, MAPA, MASTERS, JUDGELOV, FRNDKING, CRTRHEAL, RDEEMLIB, THEISM, GODWATCH	113, 114, 1021A, 677
Importance of faith	IMPGOD	477D
Local church evaluation	PREACH, FERESPECT, SYMPCOUN, WRKYOUNG, WORSHIP	399A-E
Moral Dilemma (car)	CARRIGHT	1042A
(Friend asks R. to lie to police)	CARDO	1042B
What friend has the right to expect from R.	CHURHSC	361
What R. would do	CONCLERG, CONCLERY, CONCHURH, RELGRADE	165C, 166C, 1051D, 124
Organized religion	POLSGOD, CLERGVTE, RELIGPUB, CLERGGOV	1016A
Church schools	CHURHPOW	1017
Confidence in	PRAYER, PRAYER, PRAYERX, SCHLPRAY	119, 1033
Politics and	MEDITATE	671
Power of	PRAY, PRAYFREQ, PRIVPRAY	110, 1030, 670
Prayer in public schools	GRACE16, SAYGRACE	363, 372
Practice of religion	RELHRS1	391A
Frequency of meditation	CHURHMEM, JOIN16	366, 364
Frequency of prayer	CHURHACT, RELACTIV, CHURHGRP, RELHRS2	367, 1031, 331
Grace at meals	READWORD	391B
Hours spent in religious activity at home	MEDIAREL	1093B
Member of church	ATTEND, LAPSED, ATTRELIG, NUMDAYS, SUNDAY, MONDAY, TUESDAY, WEDNESDY, THURSDAY, FRIDAY, SATURDAY, ATTREG, OTHREL, OTHRELL1-3, ATTWEEK	105, 365, 1191D-1193A, 1193C-1195, 1062
Participation in church activities	SUNSCH16	362
Read Bible	TITHING, GIVECONG	118, 390A
Religion through the media	SAVESOUL	371
Religious service attendance	RELEXPER	1022
Sunday school	REBORN	370
Tithing	NEARGOD, MADATGOD	112, 377B
Proselytizing	FEELREL	1032
Religious experience	RELEXP	685
Born again	RELIG, DENOM, OTHER, JEW, FUND, RELIGID, CATHID	104A-C, 1196A, 1196F
Close to God	RELIG16, DENOM16, OTH16 JEW16, FUND16	115A-C
Intensity of	ATTEND12	1029
Life changing	RELIGRID, DENKID, CATHID	1025, 1025A, 1196F
Religious preference. . .	RELID1-3, RELIDBST	1196B-E
Respondent (current)	RELITEN	107
Age 16	SWITCHED, SWITCH1-3, SWITNUM, SWITAGE1-2, SWITWHY1-2	358, 358A-C
Religious identity	FRNDCON1-5, FRNDREL1-5, FRNDEN1-5, FRNDOTH1-5, FRNDFND1-5	380-384
Strength of	PAATTEND, ATTENDPA	106B, 1028
Switching	PARELIG, PADEN, PAOTH, PAJEW, PAFUND	360
Friends	PARELKID, PADENKID	1024, 1024A
Parents		
Father, attendance when R. was child		
Father, current		
Father, preference when R. was child		

SUBJECT INDEX TO QUESTIONS

SUBJECT	MNEMONICS	Q. #
Mother, attendance when R. was child Mother, current	MAATTEND, ATTENDMA MARELIG, MADEN, MAOTH, MAJEW, MAFUND	106A, 1027 359
Mother, preference when R. was child Spouse Age 16	MARELKID, MADENKID	1023, 1023A
Religious service attendance	SPREL16, SPDEN16, SPOTH16, SPJEW16, SPFUND16 SPATTEND	117 106
Time of interview	SPREL, SPDEN, SPOTHER, SPJEW, SPFUND, DENSP, RELIGSP	116, 1026, 1026A
TV religion	TVRELIG	368
Women ministers	FEPRIEST, FECLERGY	123
Shopping around for church or synagogue	SHOPREL	395
Because R. had moved	SHOPMOVE	396
Number visited	SHOPNUM	397
Spiritual experiences in daily life		
Comfort and strength	RELCMFRT	681B
Feel God's love	GODLOVE	681E
Feel God's presence	FEELGOD	681A
Peace and harmony	HARMONY	681C
Touched by creation	BEAUSPRT	681F
Union with God	UNIONGOD	681D
Temperature towards Protestants, Catholics, Jews	PROTTEMP, CATHTEMP, JEWTEMP	122C-E
Truth in religion	RELTRUTH	1041
See also ATHEISM, CIVIL LIBERTIES, CONFIDENCE, PARAPSYCHOLOGICAL EXPERIENCES		
Republicans, See POLITICAL		
RESIDENCE		
Age 16	RES16, RES161	25, 1085
Asian and Hispanic composition of R.'s neighborhood	LIVEASNS, LIVEHSPS, HSPASN10	404C-D, 528
Attitudes towards	CLSENEI, CLSETOWN, CLSESTAT, CLSEUSA, CLSENOAM, MOVENEI, MOVETOWN, MOVESTAT, MOVEUSA, MOVENOAM	1073-1074
Fear neighborhood, home	FEAR, FEARHOME	233, 234
Length of	LOCLIVED, LIVECOM, LIVEHOME, LIVECOM1	335, 897, 898, 1086
Lived abroad	ABROAD	1087
Region	REGION	51
Size	SIZE, COMTYPE	52C, 1064
Time of interview (NORC size code)	XNORCSIZ	52A
Time of interview (SRC belt code)	SRCBELT	52B
See also DWELLING, SATISFACTION, SIZE OF PLACE OF INTERVIEW		
Retirement, See WORK		
ROBBERY	ROBBRY	236
See also BURGLARY, CRIME		
ROMANTIC RELATIONSHIPS		
Cohabitation	LIVewith	546
Desire to marry the right person	WILLWED2	549
Happiness with relationship	HAPROM	547
Likelihood will marry partner	WILLWED1	548
Present Involvement	ROMANCE	545
See also COHABITATION, MARITAL STATUS		
Russia, See COUNTRIES		
SALIENCE OF ISSUES	SALFERGT, SALLABOR, SALSATFN, SALABORT, SALSCI	267

SUBJECT INDEX TO QUESTIONS

SUBJECT	MNEMONICS	Q. #
<p>SAMPLE</p> <p>See also INTERVIEW</p>	<p>BALLOT, VERSION, ISSP, FORMWT, SAMPCODE, SAMPLE, OVERSAMP</p>	<p>1232-1238</p>
<p>SATISFACTION</p> <p>Car purchase City of residence Family Finances Friends Health Home maintenance Home purchase Job Leisure See also HAPPINESS, INCOME, WORK</p> <p>Schooling, See EDUCATION</p>	<p>SATCAR SATCITY SATFAM SATFIN SATFRND SATHEALT SATFIXES SATHOME JOBSAT, SATJOB SATHOBBY</p>	<p>596 164A 164C 187A 164D 164E 614 606 976, 181 164B</p>
<p>SCIENCE</p> <p>As solution to... Environmental problems Social problems Belief in science Evaluation of science's value Humans' impact on nature Legitimate areas for scientists' work Morality and science Salience of issue Social change and science Scientific knowledge scale Trust science too much See also CONFIDENCE, ENVIRONMENT</p>	<p>SCIGRN SCISOLVE SCIFAITH HARMGOOD SCIWORSE SCIPRY SCIMORAL SALSOCI SCICHNG SCITEST1-5 TRUSTSCI</p>	<p>1046D 357A 1046A 1046B 1046C 357C 357D 267E 357B 1052A-E 1038</p>
<p>SEAT BELTS</p> <p>Self-employment, See WORK</p>	<p>BELTUP</p>	<p>859A</p>
<p>SEX</p> <p>Actual (i.e. R's gender) R.'s children R.'s friends in social network R.'s siblings Condom usage Education in schools Extramarital Frequency of Homosexual</p> <p>Partners Non-spouse partners</p> <p>Number of partners in last 5 years Number of partners in 12 months Number of partners since age 18 Spouse Pornography</p> <p>Firmness of R's opinion on porn How important porn issue is to R. Laws on pornography R. saw X-rated film R's information on porn Pre-marital Prostitution</p>	<p>SEX KDSEX1-9 SEX1-5 SBSEX1-9 CONDOM SEXEDUC XMARSEX, XMARSEX1, EVSTRAY SEXFREQ, SEXFREQ1, SEXFREQ2 HOMOCHNG, HOMOSEX, HOMOSEX1, SEXSEX, SEXSEX5</p> <p>FRNDSEX, ACQNTSEX, PIKUPSEX, PAIDSEX, OTHERSEX PARTOPN5, PARTNRS5 PARTNERS PARTOPEN NUMWOMEN, NUMMEN MATESEX PORNINF, PORNMORL, PORNRAP, E, PORNOUT PORNFIRM PORNIMP PORNLA XMOVIE, XMOVIE1 PORNINFO PREMARSX, PREMARS1 PAIDSEX, EVPAIDSX</p>	<p>23 503 316 508 1134 214 218, 1011B, 1133 1123, 1124, 1125 220, 219, 1011C, 1122, 1131</p> <p>1121A-E</p> <p>1129, 1130 1119, 1128 1126, 1127 1120 221A-D</p> <p>224C 224A 222 223A-B 224B 217, 1011A 1121D, 1132</p>

SUBJECT INDEX TO QUESTIONS

SUBJECT	MNEMONICS	Q. #
Legalize Relationship status with last partner Teen sex X-rated movies See also GAYS AND LESBIANS, WOMEN'S ROLES	SELLSEX RELATSEX TEENSEX, TEENSEX1 XMOVIE, KIDXFILM	630A 1135 217A, 952 223A, 858H
Sexual equality, See WOMEN		
SIBLINGS	SIBS, SIBLING1-5, SIBORDER	11, 318C1-5, 1140
Educational attainment of R.'s sibling Relation to R. Selected sibling of R. Sex of R.'s siblings Siblings of R. still living Spouse's Work status of R.'s sibling	SBEDUC, SBDEG SBREL1-9 SBPICKED SBSEX1-9 SBALIVE1-9 SPSIBS SBWORK1-2, SBEVWORK, SBOCC80, SBPRES80, SBWRKSLF, SBIND80 SBYRBRN1-9	509-510 508 508 508 508 502 511-512, 513, 514 508
Year R.'s siblings born See also BIRTH ORDER, FAMILY, RELATIVES, SOCIABILITY, SOCIAL NETWORKS		
Sisters, See SIBLINGS		
SIZE OF PLACE OF INTERVIEW NORC size of place Actual SRC belt See also RESIDENCE	XNORCSIZ SIZE SRCBELT	51 52C 52B
SMOKING Outlawed in public places Respondent	NOSMOKE SMOKE, QUITSMK, SMOKECIG, CIGWEEK, EVSMOKE	859B 176
SOCIABILITY Expressing one's opinion with friends, acquaintances With friends, neighbors, relatives, at tavern With strangers See also PARENTS, SIBLINGS, SOCIAL NETWORKS	STANDUP SOCREL, SOCOMMUN, SOCFREND, SOCBAR, SOCPARS, SOCSIBS HOSTHOME	467 173 475I
SOCIAL CLASS Attitudes to . . . Availability of opportunities Business profits	EDUCOP EQUAL3, EQUAL4, EQUAL7, PROFITS1,2	71 69C, 69D, 69G, 417A-B
Class conflict	CONWLTH, CONCLASS, CONJOBS, CONUNION, CONURBAN, CONSOC CONAGE, BOSSEMP5	908A-G, 975A
Collective action Explanations for social mobility Few with wealth with many others in poverty Government responsibility	EQUAL1 EQUAL8, USCLASS2-4, 7 WLTHPOV	69A 69H, 70B-D, 70G 822
To reduce inequality To meet basic needs Social differences Social standing	GOVEQINC EQUAL4, USCLASS5 USCLASS8	905B 69D, 70E 70H
Depends on abilities, education Depends on class/family background Depends on individual effort	USCLASS3 USCLASS1-2 USCLASS5	70C 70A-B 70E

SUBJECT INDEX TO QUESTIONS

SUBJECT	MNEMONICS	Q. #
<p>Depends on opportunities Books in house at 16 Subjective class composition of US Subjective placement of others Subjective placement of R</p> <p>Work incentives See also EQUALITY, INEQUALITY, OCCUPATION, SOCIAL MOBILITY</p>	<p>USCLASS4, 7 BOOKS16 SOCTYPE1, SOCTYPE2 UNSKLRNK, EXECRNK CLASS, CLASSY, RANK, RANK10, RRNK</p> <p>EQUAL5, EQUAL6, USCLASS6</p>	<p>70D, G 923 919, 920 921B-C 185A, B 186, 186B, 921A 69E, 69F, 70F</p>
<p>Socialization, See CHILDREN</p>		
<p>SOCIAL MOBILITY Blacks overcoming prejudice Comparison of R's standard of living to Parents' and Children's Explanations for</p>	<p>WRKWAYUP</p> <p>PARSOL, KIDSSOL EQUAL8, USCLASS2-4, USCLASS7, OPWLTH, OPPARED, OPEJUC, OPAMBIT, OPABLE, OPHRDWRK, OPKNOW, OPCLOUT, OPRACE, OPRELIG, OPREGION, OPSEX, OPPOL EQUAL6, GOODLIFE</p>	<p>154</p> <p>198A-B 69H, 70B-D, 899</p> <p>69F, 900</p>
<p>Possibility of in U.S. See also EQUALITY, OCCUPATION, OCCUPATIONAL PRESTIGE, SOCIAL CLASS, UNITED STATES</p>		
<p>SOCIAL NETWORKS Congregation Comfort in difficulty Help in illness Friends</p>	<p>CONGHLP2 CONGHLP1 FRINUM, FRIWORK, FRINEIGH, FRISEX, FRIVISIT, FRITIME, FRICALL</p>	<p>673 672 890</p>
<p>Persons from whom R. seeks advice</p>	<p>NUMGIVEN, EQCLOSE, RCLOSE1-5, CLOSE12-45</p>	<p>313-315</p>
<p>Characteristics of (demographic)</p>	<p>SEX1-5, RACE1-5, EDUC1-5, AGE1-5, RELIG1-5, PARTYID1-3</p>	<p>316-317, 321-324</p>
<p>Frequency of contact Length of association (years) Relationship to R.</p>	<p>TALKTO1-5 KNOWN1-5 SPOUSE1-5, PARENT1-5, SIBLING1-5, CHILDL1-5, OTHFAML1-5, COWORK1-5, MEMGRP1-5, NEIGHBR1-5, FRIEND1-5, ADVISOR1-5, OTHER1-5</p>	<p>319 320 318A-K</p>
<p>Persons with whom R. discusses politics Role in help with . . .</p>	<p>TALKPOL, TALKPOL1-3</p>	<p>325, 326</p>
<p>Advice on decision Depression Difficult situation Household tasks Illness Loan of money Problem with spouse/partner See also FRIENDS, SOCIABILITY</p>	<p>CHANGE1-2 DOWN1-2 CONGHLP2 CHORES1-2 SICK1-2, CONGHLP1 BORROW1-2 UPSET1-2</p>	<p>896 895 673 891 892, 672 893 894</p>
<p>SOCIAL SECURITY Comparison of present/future benefits Opinion of social security system Vs. mandatory retirement accounts See also UNITED STATES, FEDERAL GOVERNMENT</p>	<p>SOCSECR SOCSECFX SOCSECNU</p>	<p>728 729 730</p>
<p>Social support, See SOCIAL NETWORKS</p>		
<p>Socialists, See CIVIL LIBERTIES</p>		
<p>Socioeconomic status, See SOCIAL CLASS</p>		

SUBJECT INDEX TO QUESTIONS

SUBJECT	MNEMONICS	Q. #
Sociopolitical participation, See POLITICAL, VOLUNTARY ASSOCIATIONS		
SOUTHERN WHITES Characteristics ascribed to . . . Attitudes to welfare Attitudes to work Influence of Intelligence of Patriotism Proneness to violence Wealth Living in neighborhood Relative marrying	FARESO WORKSO INFLUSO INTLSO PATRSO VIOLSO WLTHSO LIVESO MARSO	401E 401B 407F 401D 401F 401C 401A 402F 403F
Space, See UNITED STATES		
SPENDING Cuts in Defense General Priorities	CUTGOVT DEFSPDR, DEFSPDFG CUTSPDR, CUTSPDFG NATSPAC, NATENVIR, NATHEAL, NATCITY, NATCRIME, NATDRUG, NATEDUC, NATRACE, NATARMS, NATAID, NATFARE, NATROAD, NATSOC, NATMASS, NATPARK, NATCHLD, NATSPACY, NATENVIV, NATHEALY, NATCITYY, NATCRIMY, NATDRUGY, NATEDUCY, NATRACEY, NATARMSY, NATAIDY, NATFAREY, NATSPACZ, NATENVIZ, NATHEALZ, NATCITYZ, NATCRIMZ, NATDRUGZ, NATEDUCZ, NATRACEZ, NATARMSZ, NATAIDZ, NATFAREZ, NATROADZ, NATSOCZ, NATMASSZ, NATPARKZ, SPENVIRO, SPHLTH, SPPOLICE, SPSCHOOL, SPARMS, SPRETIRE, SPUNEMP, SPARTS, SPMENTL	758C 279 281 66-68, 759, 663
Social Programs versus lower taxes or reducing the national deficit See also FEDERAL GOVERNMENT, UNITED STATES and spending categories	TAXSPEND, CUTDEBT	775, 777
SPLIT BALLOTS Abortion AIDS	ABDEFECT to ABANY AIDSADS, AIDSFARE, AIDSHLTH, AIDSIDS, AIDSMART, AIDSSCH, AIDSSXED ALIENAT1-6	206 995-996 156
Alienation Allow speech offensive to racial or religious groups Anomia Bible Blacks benefit at expense of whites	ETHSPKOK, ETHSPKNO ANOMIA1-8 BIBLE, BIBLEY DISCAFF, COLAFF, COLAFFY, DISCAFFY	521A-B 177-179 120A-B 412, 532A-533B
Confidence in leaders Countries Courts Divorce laws Draft, military Forbid/allow Form Happiness Images of God Income equalization Job values	CONFINAN to CONARMY RUSSIA to EGYPT COURTS, COURTSY DIVLAW, DIVLAWY DRAFT to DRAFTDEF FORBDCOM to FORBDRAC FORM HAPPY, HAPMAR JUDGE to RDEMLIB EQWLTH, EQWLTHY JOBINC to JOBSAFE	165, 166 103 90, 91 215A-B 295-296 973 248 157-158 113-114 73A-73B 183-184

SUBJECT INDEX TO QUESTIONS

SUBJECT	MNEMONICS	Q. #
Marijuana Multidimensional scales National service Opportunity Political ideology Prayers in schools Programs for Black Americans Qualities of children Race relations Satisfaction Sex, frequency Sex, partners Social class-subjective Spending priorities Tax Trust U.S. war Weights Women in politics Women's rights X-rated film viewing	GRASS, GRASSY GUNIMP to GUNFIRM, CRIMIMP to CRIMFIRM, LAWIMP to IAWFIRM, RACIMP to RACJOIN, FEIMP to FEJOIN, ABPROI to ABCARE, PORNIMP to PORNFIRM, ERAWHY1 to ERAFIRM FESERVE to TAXSERVE OPRICH to OPFAMILY, COLOP POLVIEWS, POLVIEWY, POLVIEWX PRAYER, PRAYERI, PRAYERX POVZONE to BLKCOL MANNERS to STUDIOUZ RACIMP to RACJOIN SATCITY to SATHEALT SEXFREQ, SEXFREQ1-2 PARTNERS, PARTOPEN, PARTNRS5, PARTOPN5 CLASS to RANK NATSPAC to NATPARKZ TAX TRUST, TRUSTY USWAR, USWARY FORMWT FEPOL, FEPOLY FEIMP to FEJOIN XMOVIE1	95-96 87-89, 92, 93, 149-152, 203-205, 208-210, 224A-C, 254-257 288 747-753 65A-C 119 405-406 167-169 149-152 164 1123-1125 1119, 1128-1130 185-186 405-405 74 163 97, 98 1235 202 203-205 223B
SPORTS Participation in sports Pro-athletes giving thanks to God during sports events Proud of America's success in sports Spectator of sports See also LEISURE, UNITED STATES	HUNTFISH, DOSPORTS GODSPORT AMSPORTS, PROUDSPT ATTSPTS, AUTORACE	473I,K 389B 1077F, 1078F 473A,D
Spouse, See MARITAL STATUS, COHABITATION		
SRC Belt Code, See RESIDENCE		
SUCCESS Beliefs about In family/work	LFECHNCE, LFEGENES, LFEGOD, LFEHDWRK, LFESOCY FAMLIFE, WRKLIFE, BALWKFAM	471A-E 556-558
SUICIDE Characteristics of suicides R. knew Number of suicides R. knew Suicide acceptable if . . . Suicide doesn't want to live Suicide has dishonored family Suicide has gone bankrupt Suicide has incurable disease See also EUTHANASIA	SUIWHO to SUIREG3 SUIKNEW SUICIDE4 SUICIDE3 SUICIDE2 SUICIDE1	1111-1116D 1110 227D 227C 227B 227A
SURVEYS Good purpose True	POLLGOOD POLLTRUE	286 287
TAXES Increase own taxes for govt. spending Level of business tax Level of income taxes Low taxes versus social program spending Progressive income tax	SPENVIRO to SPARTS BUSTAX TAX, INCTAX TAXSPEND PROGTAX, TAXRICH to TAXSHARE	862 864 74, 863 878 848, 906-907

SUBJECT INDEX TO QUESTIONS

SUBJECT	MNEMONICS	Q. #
TECHNOLOGY Effect on work/jobs See also COMPUTERS AND INTERNET	TECHJOBS, TECHWORK	987, 988
TELEPHONE IN HOUSEHOLD	PHONE	244
TELEVISION VIEWING Hours of TV per day Recorded a TV show to watch later Types of TV shows R. watches See also CHILDREN, RELIGION	TVHOURS USEVCR TVSHOWS, TVNEWS, TVPBS	242 473M 474A-C
Temperatures, See POLITICAL, RELIGION		
TERMINAL ILLNESS End of life issues Experienced terminal illness Vignette Options for terminal illness Who trust to make decisions	TERMECON, TERMREL, TERMOUT, TERMPAIN, TERMPAY TERMINAL TERMVIG RIGHTREF, NOTREAT, INSTRCTN, HOSPICE, PAINMED, DOCSUI TRUSTFAM, TRUSTDOC, TRUSTCRT	732A-E 731 734 735A-F 733A-C
Thermometer, See POLITICAL, RELIGION		
TIME	RUSHED, BORED	285
Tobacco, See SMOKING		
TRAUMA Combined scale Deaths Divorces Family and personal Finances Housing Illness, hospitalization, medical problems Law and crime Material hardships Other Personal scale Problems in last 12 months Relatives scale Unemployment Work related problems See also DIVORCE, LIFE EVENTS, UNEMPLOYMENT, VIOLENCE	TRATOT1, TRATOT5 DEATH5, DEATH16 DIVORCE5, DIVREL1, DIVREL4 FAMPER1-5 FINAN1-5 LIVE1-4 HOSDIS5, HOSREL1, HOSREL4, HLTH1-9 LAW1-7 HRDSHP1-7 OTH1-5 TRAUMA1,5 PROB1-4 TRAREL1,5 UNEMP5, UNREL1, UNREL4, OUTFBIZ, UNPEOPLE, UNMONEY, UNSLFCON, UNRESPCT, UNFAMTEN, UNJOBEXP, UNBORED, UNDK, WORK7, WORK9 WORK1-9	278 274 268, 269 1152E 1152C 1152G 272-273, 1152A 1152F 1152D 1152H 276A-B 1151A-D 277 270-271, 418, 963A-H, 1152B7, 1152B9 1152B
Trust, See ANOMIA, PEOPLE		
UNEMPLOYMENT Currently looking for work Difficulty of finding work Likelihood of finding a job Main source of economic support Problems caused by	LOOKJOB FINDWORK GETJOB ECONSUP UNPEOPLE, UNMONEY, UNSLFCON, UNRESPCT, UNFAMTEN, UNJOBEXP, UNBORED, UNDK	1006 974 1005 1008 963A-H
R. ever employed for more than 1 year R. ever unemployed, not looking for work R. ever unemployed, years not looking R. unemployed	EVJOB UNEMP UNEMP5, WOJOBYRS WOJOB	1001 193 270, 704B 704A

SUBJECT INDEX TO QUESTIONS

SUBJECT	MNEMONICS	Q. #
R.'s relatives unemployed	UNREL1, UNREL4	271, 271A
R.'s spouse unemployed	WORK7, WORK9	1152B7, 1152B9
Steps taken to find a job		
Advertised for job in newspapers	ADFORJOB	1007D
Answered advertisements for jobs	WANTADS	1007C
Applied directly to employers	APPEMPS	1007E
Asked relatives, friends, or colleagues	ASKHELP	1007F
Registered at private employment agency	PRIAGNCY	1007B
Registered at public employment agency	PUBAGNCY	1007A
Want job, now or in future	WANTJOB2	1004
When last job ended	YRJOBEND	1002
Why last job ended	WHYJBEND	1003
See also ECONOMY, EMPLOYMENT, JOB, LABOR FORCE, OCCUPATION, STATUS, TRAUMA		
United Nations, See UNITED STATES		
UNITED STATES		
Attitudes towards American identity and international comparison	AMCITIZN, AMSHAMED, BELIKEUS, AMBETTER, IFWRONG, AMSPORTS	1077A-F
Citizenship	CITIZEN, PARCIT	1090A-B
Contributions from different races, nationalities, religions	CONTENG, CONTITL, CONTCHN, CONTJEW, CONTELK, CONTMEX, CONTVN, CONTCUBA, CONTIRSH, CONTPR, CONTJPN, CONTMSLM	738A-L
Criteria for being truly American	AMBORNIN, AMCIT, AMLIVED, AMENGLSH, AMCHRSTN, AMGGOVT, AMFEEL	1076A-G
Culture issues	AMCULT, MINCULT, MELTPOT1	1080-1081
Democracy's effectiveness	DEMWORKS	877
Disarmament	LESSNUKE, NONUKE	303D-E
English as official language in US	ENGOFCL	526
Entitlements for immigrants and undocumented aliens	IMMFARE, UNDOCWRK, UNDOCCOL, UNDOCKID	530A
Environmental protection	AMPROGRN	1068
Feelings towards U.S.	USWORRY, USSAT, USFRUSTR, USENTHUS, USANGRY, USHOPEFL, USUPSET	587A-G
Guerilla war	GUERILLA	303F
Immigration issues/attitudes	LETIN, LETIN1, IMMCRIE, IMMAMECO, IMMJOBS, IMMIDEAS, EXCLDIMM	527, 1083, 1082A-D, 1094
Importance of being American	AMIMP, NOTAM	585-586
International Relationships	IMPORTS, WRLDGOVT, FORLANG, AMOWNWAY, FORLAND, AMTV	1079A-F
Involvement in United Nations	USUN	100
Involvement in war	USWAR, USWARY, LANDWAR	97, 98, 303B
Involvement in world affairs	USINTL	99
Involvement in world war	USWARY	98
Mixed racial heritage, estimated percentages of people with	USMIXED	752
NAFTA	NAFTA1, NAFTA2	1092-1093
National priorities	POSTMAT1-2	1045A-B
National Security		
Acceptability of government means to protect security	ASKFINAN, ASKCRIME, ASKDRUGS, ASKMENTL, ASKFORGN, ASKDRINK, ASKSEXOR, ASKFRB12, ASKFRTRV, ASKCOMP	1162A-J
Government should maintain secrecy	SECTECH, SECDOCS	1159-1160
Priority of privacy vs. security issues	SECPRVCY	1163
Punishment for breaches of security	TAKEARMS, LEAKINFO, SPYENEMY, SPYFRIEND, TAKETRCK, PUNARMS, PUNLEAK, PUNENMY, PUNFRND, PUNTRCK	1167-1168
Punishment for computer breaches of security	COMSTEAL, COMDATA, COMSYS, COMSNOOP, COMEMAIL, COMPORN	1169A-F

SUBJECT INDEX TO QUESTIONS

SUBJECT	MNEMONICS	Q. #
Report coworkers violating secrecy Security measures applied to those with TOP SECRET clearance	RPTCOWRK LIETEST, DRUGTEST, BUGGING, FINANQS, CHKONJOB, CHKOTHER, CHKFINAN, CHKTRAVL, EMAILWRK, TAPWRK, TAPHME, SRCHWRK, CAMWRK	1161 1170-1172
Threats to security	USSPY, FORSPY, USTEROR, FRTEROR, FORSTEAL, NUCLRWAR	
Nuclear war	NUKEWAR, MORENUKE, LESSNUKE, NONUKE	303A, B-E
Pride in America	AMPROUD, PROUDEM, PROUDPOL, PROUDECO, PROUDSSS, PROUDSCI, PROUDSPT, PROUDART, PROUDMIL, PROUDHIS, PROUDGRP	518, 1078A-J
Problems (cities, crime, drugs, education, environment, foreign aid, health, infrastructure, mass transit, military, parks, poverty, race, Social Security, space, welfare)	NATSPAC to NATPARKZ	66-68
Quality of life compared to other industrial nations	AMRANK	517
Racial/ethnic groups in US, estimated percentages of	USWHT, USBLK, USJEWS, USHISP, USASN, USAMIND	751A-F
Racial/ethnic groups in US, expected population increases	WHTCHNG, BLKCHNG, JEWCHNG, HISPCHNG, ASNCHNG	753A-E
Refugee allowances	REFUGEES	1084
Satisfied with democracy in US	SATDEMOC	819
Social rewards	REWRDEFF, REWRDINT, CORRUPT	913A-C
Social Security	SOCSECRT, SOCSECFX, SOCSECNU	728-730
US Unity vs. split into distinct nations	ONENATN	1075
See also CONFIDENCE, DEMONSTRATIONS, FEDERAL GOVERNMENT, FREEDOM, LIFE EVENTS, MILITARY, POLITICAL, PROTEST, SPENDING		
VALUES		
Independence	OPENMIND	398D
Lifestyle priorities	IMPCULTR, IMPFINAN, IMPSELF, IMPJOB, IMPKIDS, IMPMAR, IMPGOD, IMPTHNGS	477A-H
U.S. united or divided on values?	UNITED	470A
See also ENVIRONMENT, RELIGION		
VETERANS' AID	VETAID	304
VETERAN STATUS	VETFAM, VETYEARS, VETKIND	297, 1181
VIOLENCE		
Approve of man punching another man if . . .	HITMARCH	231A
victim is in a protest march	HITDRUNK	231B
victim is drunk	HITCHILD	231C
victim hit the man's child	HITBEATR	231D
victim is beating a woman	HITROBBER	231E
victim broke into man's house	POLHITOK	232
Approve of police striking a man if . . .	POLABUSE	232A
man swore at cop	POLMURDR	232B
man was being questioned as murder suspect	POLESCAP	232C
man was trying to escape custody	POLATTAK	232D
man was attacking cop with fists	HIT, HITNUM, HITAGE	229, 229A-B
Experienced hitting	HITOK	231
In some situations	SPANKING	225
Spanking		
See also BURGLARY, CRIME, GUN, LAW ENFORCEMENT, ROBBERY, TRAUMA		

SUBJECT INDEX TO QUESTIONS

SUBJECT	MNEMONICS	Q. #
VOCABULARY TEST See also REASONING ABILITIES	WORDA-J, WORDSUM	1189A-K
VOLUNTARY ASSOCIATIONS Active in organizations Done volunteer work in last month	ACTFRAT to ACTOTHER, MOSTACT MONHLTH, MONEDUC, MONRELIG, MONHUMAN, MONENVIR, MONPUB, MONREC, MONART, MONWORK, MONPOL, MONYOUTH, MONFOUND, MNINTL MONINFRM, MONOTH	330, 332 641A-O
Hours worked in last month	HRSHLTH, HRSEEDUC, HRSRELIG, HRSHUMAN, HRSENVIR, HRSPUB, HRSREC, HRSART, HRSWORK, HRSPOL, HRSYOUTH, HRSFOUND, HRSINTL, HRSINFRM, HRSOTH	642A-O
Done arts volunteer work in last year Degree of commitment to organization Involvement in organizations by type	VOLARTS CAREGRP MEMFRAT, MEMSERV, MEMVET, MEMPOLIT, MEMUNION, MEMSPORT, MEMYOUTH, MEMSCHL, MEMHOBBY, MEMGREEK, MEMNAT, MEMFARM, MEMLIT, MEMPROF, MEMCHURH, MEMOTHER, MEMNUM, CHURHGRP, VOLHLTH, VOLEDUC, VOLRELIG, VOLHUMAN, VOLENVIR, VOLPUB, VOLREC, VOLART, VOLWORK, VOLPOL, VOLYOUTH, VOLFOUND, VOLINTL, VOLINFRM, VOLOTH	692 333 328, 331, 640A-O
Organizations (by type)	SOLFRAT, SOLSERV, SOLVET, SOLPOLIT, SOLUNION, SOLSPORT, SOLYOUTH, SOLSCHL, SOLHOBBY, SOLGREEK, SOLNAT, SOLFARM, SOLLIT, SOLPROF, SOLCHURH, SOLOOTHER	329
R. activities in organization	SERVEGRP, LEADGRP, GIVEGRP, ATTNDGRP, WRITEGRP, LOBBYGRP	334
Voluntary contributions of money/property in last year	GIVHLTH, GIVEDUC, GIVRELIG, GIVHUMAN, GIVENVIR, GIVPUB, GIVREC, GIVART, GIVWORK, GIVPOL, GIVYOUTH, GIVFOUND, GIVINTL, GIVINFRM, GIVOTH, GIVECONG, GIVEREL, GIVEOTH, GIVEARTS	643A-O, 390A, 390B, 390C, 390D
Total value of monetary/property contributions	TOTHLTH, TOTEDUC, TOTRELIG, TOTHUMAN, TOTENVIR, TOTPUB, TOTREC, TOTART, TOTWORK, TOTPOL, TOTYOUTH, TOTFOUND, TOTINTL, TOTINFRM, TOTOTH	644A-O
Total value of property contri- butions alone	VALHLTH, VALEDUC, VAIRELIG, VALHUMAN, VALENVIR, VALPUB, VALREC, VALART, VALWORK, VALPOL, VALYOUTH, VALFOUND, VALINTL, VALINFRM, VALOTH	645A-O
Volunteer work Charitable activities Other activities Political activities Religious activities See also RELIGION	VOLWKCHR VOLWKOTH VOLWKPOL VOLWKREL	1040B 1040D 1040A 1040C
Voting, See POLITICAL		
WAGE/PRICE CONTROLS	SETWAGE, SETPRICE, PRICECON	861A-B, 870B
Wallace, George C., See POLITICAL		
War, See UNITED STATES		

SUBJECT INDEX TO QUESTIONS

SUBJECT	MNEMONICS	Q. #
Wealth, See INCOME		
Weapons, See GUN, DISARMAMENT		
WEEKS WORKED By R. in the past year See also HOURS WORKED, EMPLOYMENT, LABOR FORCE STATUS, WORK	WEEKSWRK	50
Weight, See SAMPLE		
WELFARE Attitudes on Government help to poor R. receives/received public aid? Workfare See also ASIANS, BLACKS, HISPANICS, INCOME, POVERTY, RACE, SOUTHERN WHITES, UNITED STATES	WELFARE1-6 GOVJOBS, GOVLESS, GOVUNEMP GOVAID, GETAID WORKFARE, LESSFARE	1190A-F 905D-F 194, 195 406A-B
WHITES Characteristics ascribed to... Attitudes to welfare Attitudes to work Commitment to fair and equal treatment of all groups Commitment to family Influence of Intelligence of Patriotism of Proneness to violence Wealth of Estimated percentage in local community Estimated percentage in US Feel close to whites Know any. . . Feel close to How know (school, community, related, work) Living in neighborhood Population will grow Relative marrying	FAREWHTS WORKWHTS FAIRWHTS FAMWHTS INFLUWHT INTLWHTS PATRWHTS VIOLWHTS WLTHWHTS COMWHT USWHT CLOSEWHT KNWWHT WHTCLS WHTSCHL, WHTCOM, WHTREL, WHTWRK LIVENO, LIVEWHTS WHTCHNG MARNO, MARWHT	403E1 403B1 737A 736A 409A 403D1 403F1 403C1 403A1 755A 751A 155B 757A 758E 758A-D 404E, 404G 753A 405E, 405G
WIRETAPPING	WIRTAP, CRIMTAP, MANTAP, BUGGING	94, 844B, 845B, 1170C
WOMEN Benefits/Hurts from traditional household arrangement Feminism Effects on people's lives Feminist groups Feminist news Government help Housewives Influence In politics Job promotions Affirmative action Married women's pay vs. husbands' Married women and husbands' career Minister Opportunities - college, jobs, income Partner's pay relative to R.	WOMENBEN, WOMENHRT FEMINIST HMEMAKER, WRKCLASS, MANPROF, MEN, CHILDREN, YOURSELF FEGAINS FENEWS FEHLPBUS, FEHLPCOL, FEHLPJOB HOMEKID, HOUSEWRK FEINFLU FEHOME, FEPOL, FEPOLY SEXPROMO, FEJOBFAFF, FEHIRE FEJOBFAFF, DISCAFFM, DISCAFFW EARNSMOR FEWORK, FECHLD, FEFAM, FEBEAR, FEWORKIF, HUBBYWK1, MRMOM FEPRIEST, FECLERGY FECOLOP, FEJOBOP, OPSEX EARNMORE	563B, 564B 569 571A-F 369 570 854A-C 924E-F 355 199, 202 434, 552, 568 552, 561A-B 944 199, 252A, 252D, 258-259, 946A-B 123 851-852, 899L 555

SUBJECT INDEX TO QUESTIONS

SUBJECT	MNEMONICS	Q. #
President	FEPRES	201
Reasons why women are more likely than men to take care of children	FEKIDS1-5	566A-E
Saliency of women's rights issues	FEIMP, FEINFO, FEFIRM, SALFERGT	203, 267A
Sex role scale items	FECHLD, FEHELP, FEPRESCH, FEFAM, FEBEAR	252, 258
Stay at home	FEHOME, WRKNOKID, WRKBABY, WRKSCH	199, 811A-C
Who decides about having children	MEBEAR, FEBEAR	567, 258
Women's rights	FECARE	204A
Concern about	FEFIRM	203C
Firmness of opinion on	FEIMP	203A
Importance to R.	FEINFO	203B
R.'s information about	FEWORK, FEWORKIF, FEJOBIND,	200, 259, 924G-
Working	TWOINCS, HUBBYWRK, ILLIKEJOB, FEWRKSUP	J, 945
Hiring preferences	FEHIRE	568
Reasons for pay differences with men	FELESS1-3	565A-C
Working women and children	FECHLD, FEPRESCH, MAWRKWRM, KIDSUFFR, FAMSUFFR, HAPIFWRK, HOMEKID, HOUSEWRK, WRKNOKID, WRKBABY, WRKSCH, WRKGROWN, MEOVRWRK	252A, 252C, 924A-F, 925A-D, 946C
See also EQUAL RIGHTS AMENDMENT, FAMILY, MARRIAGE, MILITARY, PARENTS, RAPE, SEX	RWRKNOKD, RWRKBABY, RWRKSCH, RWRKGRWN	943A-D
WORK	ABSENT	998
Absence	HELPORG1, PRIDEORG, CHNGWORK, STAYORG3, PROUDWRK	997A-E
Attitudes	IWRKHARD, WRKMUCH, WRKWELL	968, 451, 452
Dedication/Pride in job	GETAHEAD	197
Effort at work	JOBFIND	180B
Get ahead	SATJOB, JOBSAT	181, 976
Job market	WRKLIFE	557
Job satisfaction	BALWKFAM	558
Success in	COMMUTE	2
Balancing work and family	LAYOFFS	639
Commuting	REFPROMO, REFMRWK, REFHOUR, WORKLESS, NOATHOME, NONURSE, NOHMEWRK	559A-560C
Criteria for layoffs	WORKNOW	990
Conflict with family	PAYDOJOB, PAYFAM, PAYEDUC, PAYTIME	986A-D
Currently working	SEXHAR	953
Determinants of pay for the same kind of work	WKFAMBIZ	633
Experienced sexual harassment	JOBINC, JOBSEC, JOBHOUR, JOBPROMO, JOBMEANS, JOBKEEP, JOBPAY, JOBRISE, JOBHONOR, JOBOFF, JOBINTER, JOBINDEP, JOBRESP, JOBPEOP, JOHELP, JOBSOC, JOBACOMP, JOBSAFE, FLEXTIME, PARLEAVE, SECJOB, HIINC, PROMOTN, LEISURE, INTJOB, WRKINDP, HLPOTHS, HLESOC, FLEXHRS	183-184, 562A-B, 962
Family at work	FELESS1-3	565A-C
Important characteristics of job	JOBCNTRL, WRKINDEP, LOTTOSAY, IDECIDE, AUTOMATN, MNITRED, OFFSUP, YOUSUP, SUPOTHRS, LEVELS, TOTSUP, SUPDUTY1-7, OTHDUTY1-7, ORGMONEY, TOTMONEY, YOMONEY	437-447
Reasons for pay differences between the sexes	IMPJOB, WRKEARN, WRKENJOY, WRKIMP	477G, 844
R's job responsibilities		
Role of work in life		

SUBJECT INDEX TO QUESTIONS

SUBJECT	MNEMONICS	Q. #
Schedule		
Control over	SETHOURS	991
Preferred	WANTJOB1	989
Respondent	WEEKSWRK, WORKDY, WORKHR	50, 1182-1183
Spouse	SPDAYS, SPHOUR	1184-1185
Security	JOBLOSE	180A
Self-employment		
Child of R.'s	KDWRKSLF	507
Father	PAWRKSLF	8
Mother	MAWRKSLF	10
Respondent	WRKSLF, EMPSELF	2, 946A
First job	WRKSLFST	488
Sibling of R.	SBWRKSLF	514
Spouse	SPWRKSLF	6
Current spouse's parent	SPHEDSLF	501
Skills		
Developed through education	EDCSKILL	995A
Developed through work experience	JOBSKILL	996B
Used in present job	USESKILL	994
Supervisory status	WKSUB, WKSUBS, WKSUP, WKSUPS, JOBJUDGE, QUANTITY, QUALITY	191-192, 448-450
Technology's effect on work/jobs	TECHJOBS, TECHWORK	987, 988
Tenure	WKTENURE	993
Work if rich	RICHWORK	182
Work status of spouse during various stages of family life	SPWKNOKD, SPWKBABY, SPWRKSCH, SPWKGRWN	956A-D
See also CONFIDENCE, DEMONSTRATIONS, <u>D.O.T. CODES</u> , HOURS WORKED, LABOR FORCE STATUS, OCCUPATION, OCCUPATIONAL PRESTIGE, OPPORTUNITY, UNION MEMBERSHIP, WOMEN		
WORLD EVENTS		
Most important	MOSTIMP1-4	478
WORLD VIEW	WORLD1-7, THEISM, FATALISM, GODMEANS, NIHILISM, PREDETER, EGOMEANS, OWNFATE	121, 1021A-G
See also RELIGION		
World War, See UNITED STATES		
World Wide Web, See COMPUTERS AND INTERNET		
Zodiac, See ASTROLOGICAL SIGN		

COPIES OF THIS CODEBOOK MAY BE OBTAINED FROM:

The Roper Center for Public Opinion Research
Box 440
Storrs, Connecticut 06268